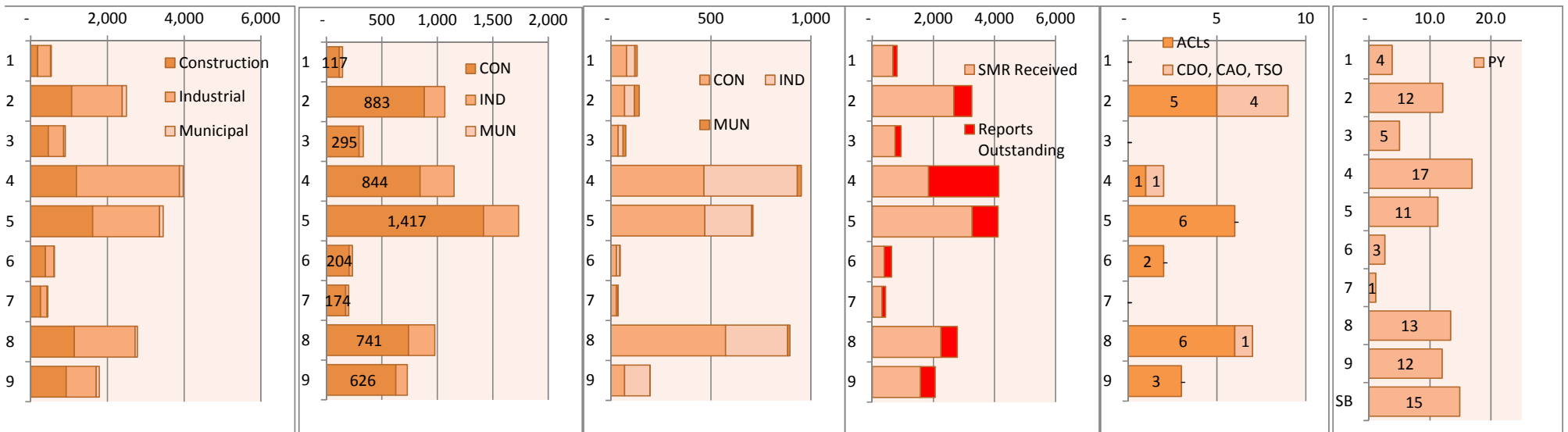
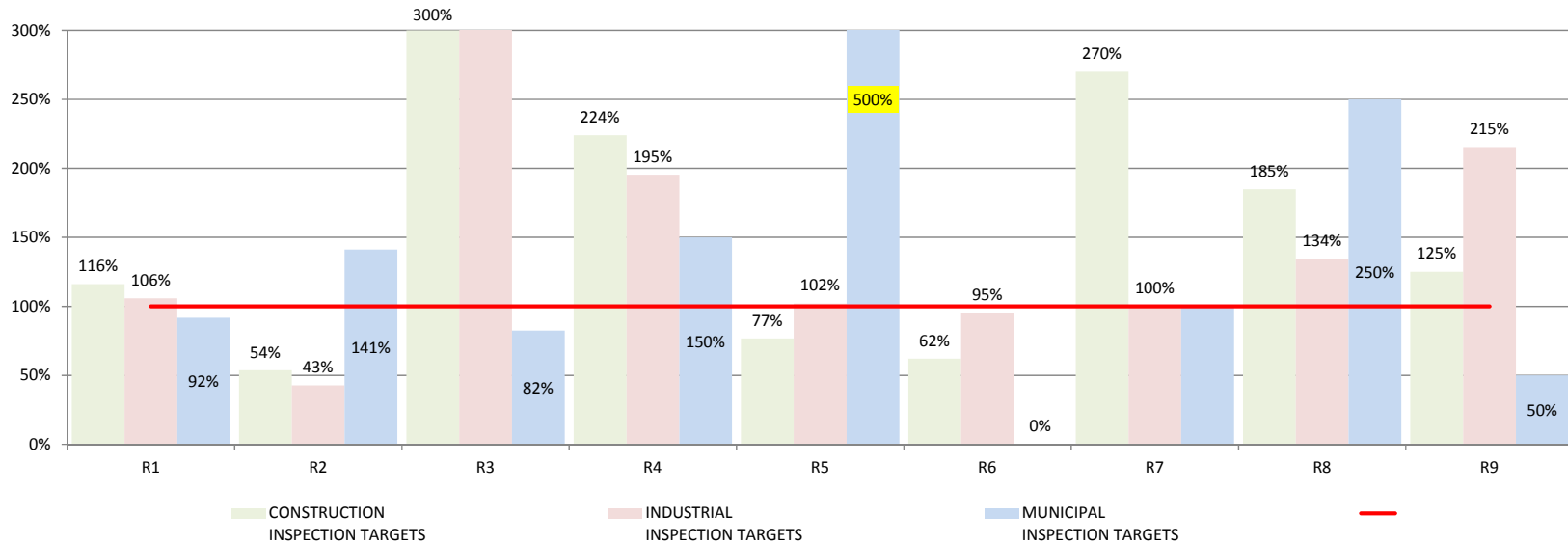


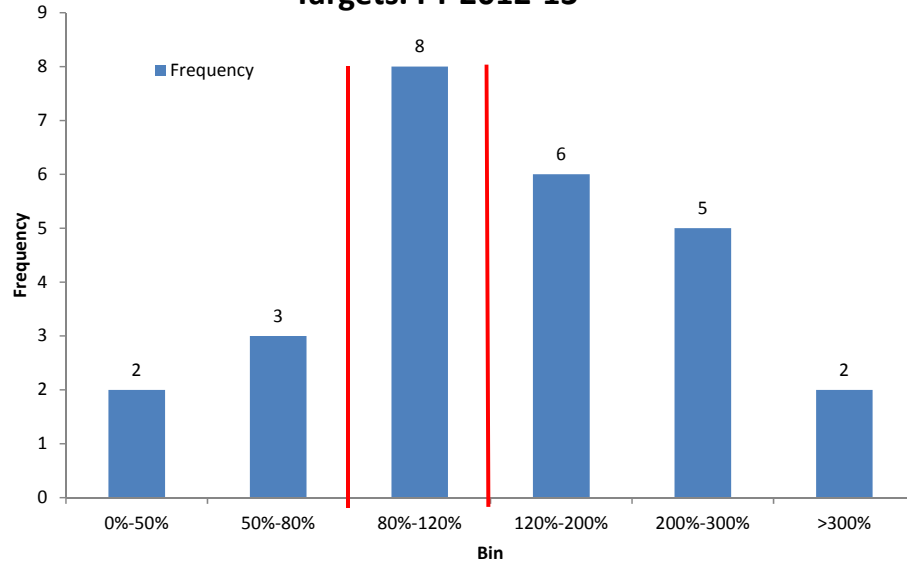
| STORMWATER FY 11-12 RB | Regulated Facilities |              |            | Enrolments +Terminations |              |          | Inspections Conducted |              |           | Self Monitoring Reports CON+IND |               |                     | Enforcement |               |              | Resources   |                      |
|------------------------|----------------------|--------------|------------|--------------------------|--------------|----------|-----------------------|--------------|-----------|---------------------------------|---------------|---------------------|-------------|---------------|--------------|-------------|----------------------|
|                        | Construction         | Industrial   | Municipal  | CON                      | IND          | MUN      | CON                   | IND          | MUN       | SMR Due                         | SMR Received  | Reports Outstanding | ACLs        | CDO, CAO, TSO | All Other    | PY          | \$                   |
| 1                      | 179                  | 337          | 22         | 117                      | 29           | -        | 78                    | 41           | 12        | 812                             | 676           | 136                 | -           | -             | 95           | 3.8         | \$ 465,638           |
| 2                      | 1,069                | 1,316        | 109        | 883                      | 184          | -        | 68                    | 49           | 24        | 3,260                           | 2,667         | 593                 | 5           | 4             | 43           | 12.1        | \$ 1,445,069         |
| 3                      | 457                  | 401          | 45         | 295                      | 38           | -        | 36                    | 24           | 14        | 941                             | 746           | 195                 | -           | -             | 11           | 5.0         | \$ 581,736           |
| 4                      | 1,193                | 2,683        | 100        | 844                      | 307          | -        | 465                   | 467          | 20        | 4,141                           | 1,843         | 2,298               | 1           | 1             | 727          | 16.9        | \$ 1,849,947         |
| 5                      | 1,614                | 1,745        | 95         | 1,417                    | 315          | -        | 469                   | 234          | 7         | 4,116                           | 3,270         | 846                 | 6           | -             | 1,157        | 11.3        | \$ 1,317,203         |
| 6                      | 379                  | 230          | 10         | 204                      | 31           | -        | 27                    | 17           | 1         | 632                             | 388           | 244                 | 2           | -             | 32           | 2.6         | \$ 271,565           |
| 7                      | 253                  | 172          | 19         | 174                      | 27           | -        | 27                    | 8            | 1         | 436                             | 316           | 120                 | -           | -             | 108          | 1.1         | \$ 123,800           |
| 8                      | 1,136                | 1,583        | 62         | 741                      | 236          | -        | 573                   | 310          | 12        | 2,785                           | 2,249         | 536                 | 6           | 1             | 878          | 13.4        | \$ 1,597,101         |
| 9                      | 924                  | 784          | 79         | 626                      | 104          | -        | 68                    | 127          | 1         | 2,057                           | 1,574         | 483                 | 3           | -             | 191          | 12.0        | \$ 1,351,393         |
| SB                     |                      |              |            |                          |              |          |                       |              |           |                                 |               |                     |             |               |              | 14.9        | \$ 2,345,474         |
| <b>TOTAL</b>           | <b>7,204</b>         | <b>9,251</b> | <b>541</b> | <b>5,301</b>             | <b>1,271</b> | <b>-</b> | <b>1,811</b>          | <b>1,277</b> | <b>92</b> | <b>19,180</b>                   | <b>13,729</b> | <b>5,451</b>        | <b>23</b>   | <b>6</b>      | <b>3,242</b> | <b>93.1</b> | <b>\$ 11,348,926</b> |



| STORMWATER<br>FY 2012-2013 | TOTAL<br>Facilities<br>Regulated | CONSTRUCTION<br>INSPECTION TARGETS |              |              |               | INDUSTRIAL<br>INSPECTION TARGETS |              |            |               | MUNICIPAL<br>INSPECTION TARGETS |            |           |               | %<br>TARGETS<br>MET |
|----------------------------|----------------------------------|------------------------------------|--------------|--------------|---------------|----------------------------------|--------------|------------|---------------|---------------------------------|------------|-----------|---------------|---------------------|
|                            |                                  | INSPECTIONS                        |              |              |               | INSPECTIONS                      |              |            |               | INSPECTIONS                     |            |           |               |                     |
|                            |                                  | Region                             | Facilities   | Actual       | Target        | % Target                         | Facilities   | Actual     | Target        | % Target                        | Facilities | Actual    | Target        |                     |
| R1                         | 494                              | 142                                | 58           | 50           | ↑ 116%        | 338                              | 37           | 35         | ↑ 106%        | 14                              | 11         | 12        | ↑ 92%         | 100%                |
| R2                         | 2,354                            | 926                                | 59           | 110          | ↓ 54%         | 1,319                            | 47           | 110        | ↓ 43%         | 109                             | 24         | 17        | ↑ 141%        | 33%                 |
| R3                         | 851                              | 406                                | 30           | 10           | ↑ 300%        | 400                              | 22           | 5          | ↑ 440%        | 45                              | 14         | 17        | → 82%         | 67%                 |
| R4                         | 3,912                            | 1,107                              | 448          | 200          | ↑ 224%        | 2,705                            | 430          | 220        | ↑ 195%        | 100                             | 3          | 2         | ↑ 150%        | 100%                |
| R5                         | 3,273                            | 1,429                              | 345          | 450          | ↓ 77%         | 1,749                            | 206          | 202        | ↑ 102%        | 95                              | 5          | 1         | ↑ 500%        | 67%                 |
| R6                         | 559                              | 324                                | 31           | 50           | ↓ 62%         | 226                              | 21           | 22         | ↑ 95%         | 9                               | 2          | -         | NA            | 50%                 |
| R7                         | 417                              | 227                                | 27           | 10           | ↑ 270%        | 171                              | 8            | 8          | ↑ 100%        | 19                              | 1          | 1         | ↑ 100%        | 100%                |
| R8                         | 2,553                            | 911                                | 490          | 265          | ↑ 185%        | 1,580                            | 254          | 189        | ↑ 134%        | 62                              | 10         | 4         | ↑ 250%        | 100%                |
| R9                         | 1,730                            | 869                                | 40           | 32           | ↑ 125%        | 782                              | 112          | 52         | ↑ 215%        | 79                              | 1          | 2         | ↓ 50%         | 67%                 |
| <b>TOTAL</b>               | <b>16,143</b>                    | <b>6,341</b>                       | <b>1,528</b> | <b>1,177</b> | <b>↑ 130%</b> | <b>9,270</b>                     | <b>1,137</b> | <b>843</b> | <b>↑ 135%</b> | <b>532</b>                      | <b>71</b>  | <b>56</b> | <b>↑ 127%</b> | <b>77%</b>          |



**Histogram. Stormwater Program. Results Compared to Targets. FY 2012-13**



**Histogram. Stormwater Program. Results Compared to Targets. FY 2011-12**

