



Regional Water Authority
BUILDING ALLIANCES IN NORTHERN CALIFORNIA



Sacramento Region Drought Update

*Presentation to the State Water Resources Control Board
June 17, 2014*

John Woodling
Executive Director
Regional Water Authority

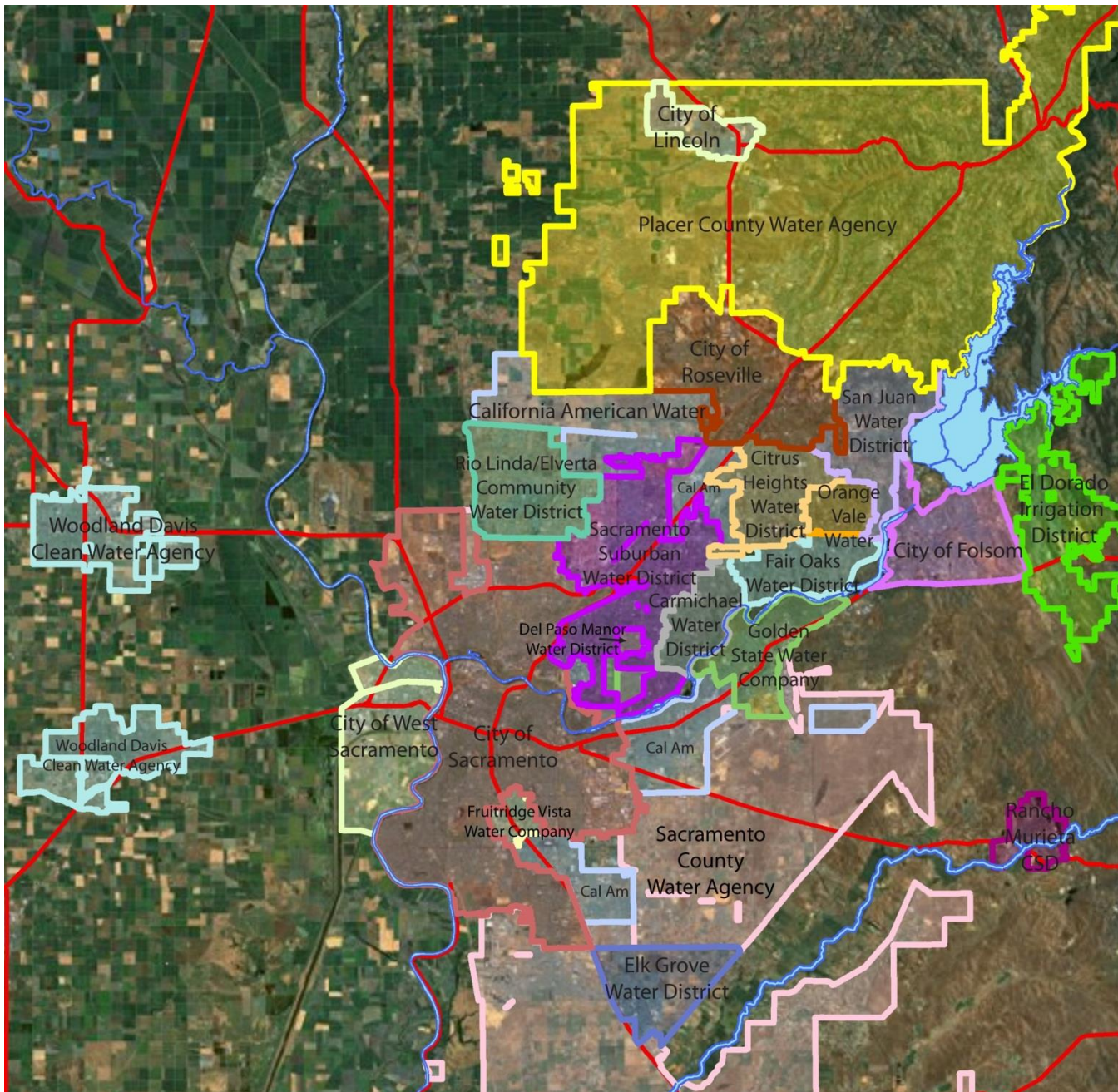
The Sacramento Region

Sacramento River

Folsom Lake

American River





- 22 water providers
- 2 million people

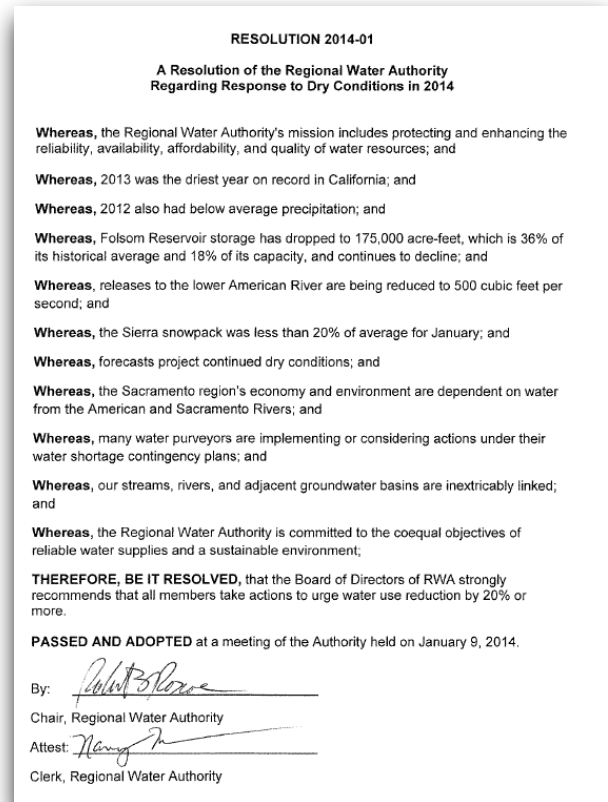
“To serve and represent regional water supply interests and assist RWA members with protecting and enhancing the reliability, availability, affordability, and quality of water resources”

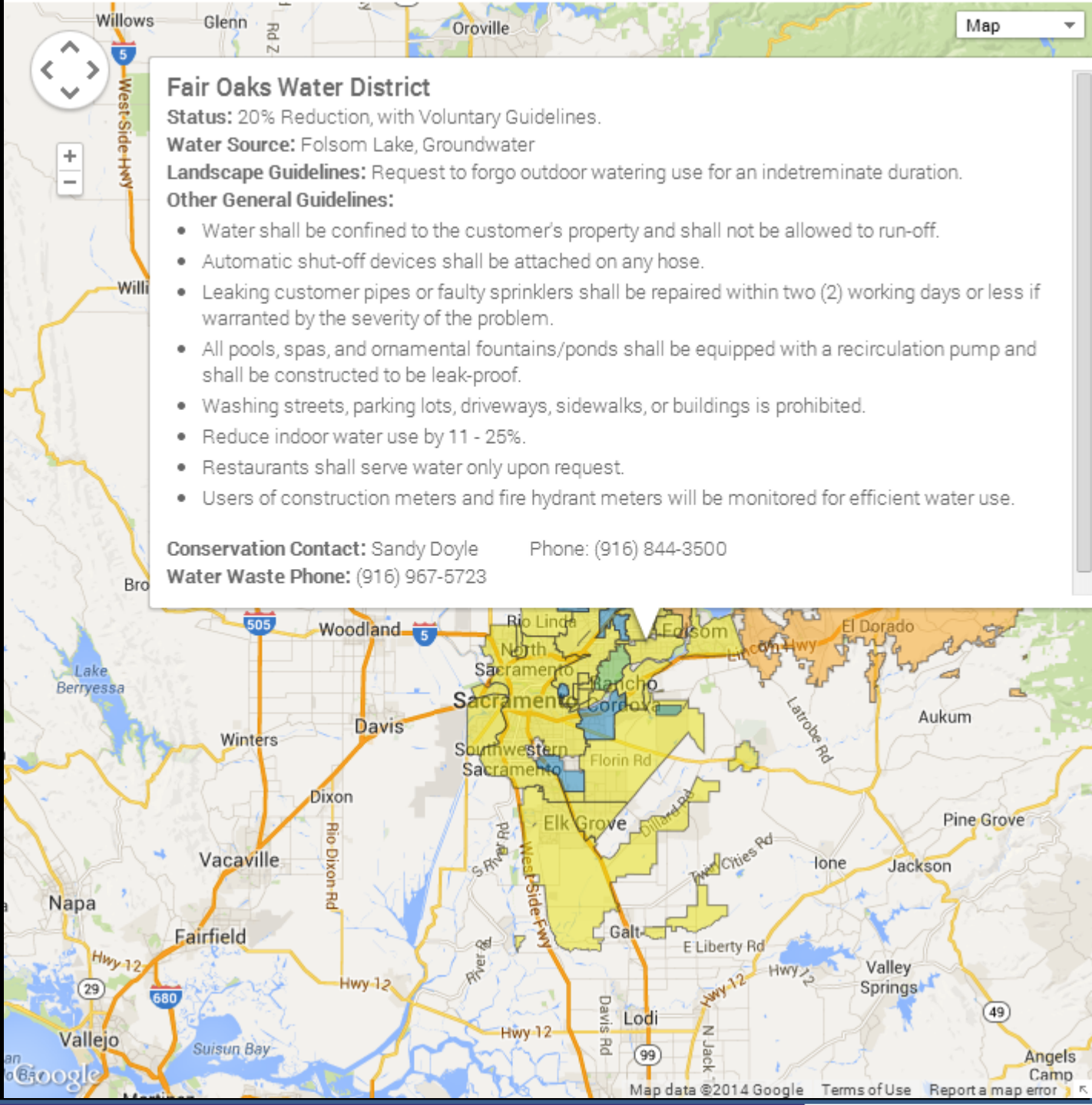
20% by ~~2020~~

2014

- January 9, 2014

Number of Agencies	Percent Reduction
2	< 20%
14	20%
4	> 20%



A map showing the service area of the Fair Oaks Water District, highlighted in yellow. The map includes major highways like I-5, I-505, and I-680, and cities such as Sacramento, Elk Grove, and Woodland. A text box is overlaid on the map, providing details about the district's water conservation status, sources, and guidelines.

Fair Oaks Water District
Status: 20% Reduction, with Voluntary Guidelines.
Water Source: Folsom Lake, Groundwater
Landscape Guidelines: Request to forgo outdoor watering use for an indeterminate duration.
Other General Guidelines:

- Water shall be confined to the customer's property and shall not be allowed to run-off.
- Automatic shut-off devices shall be attached on any hose.
- Leaking customer pipes or faulty sprinklers shall be repaired within two (2) working days or less if warranted by the severity of the problem.
- All pools, spas, and ornamental fountains/ponds shall be equipped with a recirculation pump and shall be constructed to be leak-proof.
- Washing streets, parking lots, driveways, sidewalks, or buildings is prohibited.
- Reduce indoor water use by 11 - 25%.
- Restaurants shall serve water only upon request.
- Users of construction meters and fire hydrant meters will be monitored for efficient water use.

Conservation Contact: Sandy Doyle Phone: (916) 844-3500
Water Waste Phone: (916) 967-5723

RWA Conservation Survey

- 5,900 water waste warnings/citations since January.
- Half have hired/reassigned staff for enforcement.
- 90% are limiting outdoor watering to three or fewer days per week.
- Half increased their public outreach budgets.

Regional Programs

- Public Outreach Campaign
- School Education in partnership with SacBee
- Large Landscape Budgets
- Direct Installation for Indoor Fixtures
- Clothes Washer, Toilet and Irrigation Rebates
- Graywater Workshops
- Car Wash Incentives

Local Media

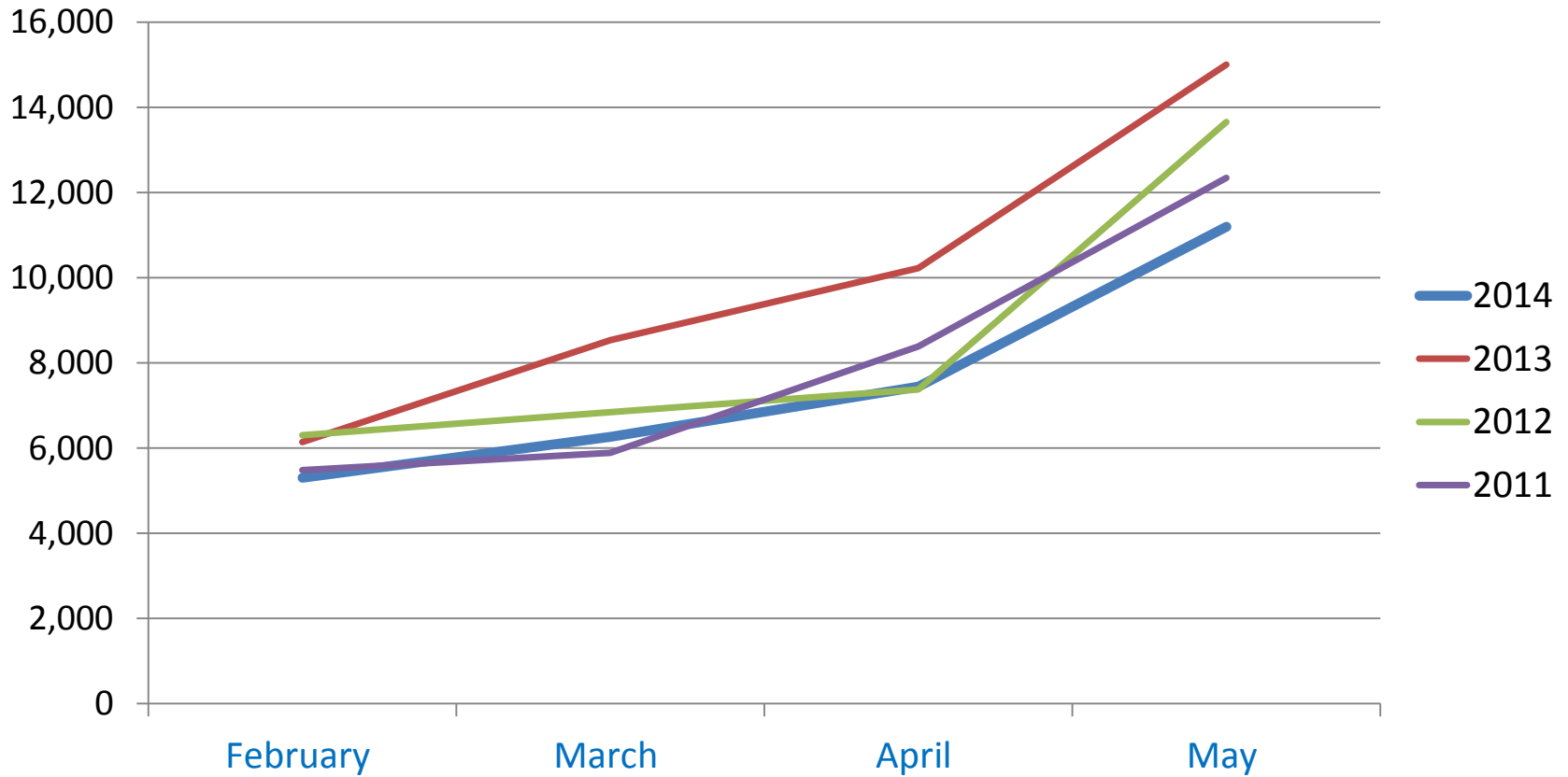


Water Savings Results

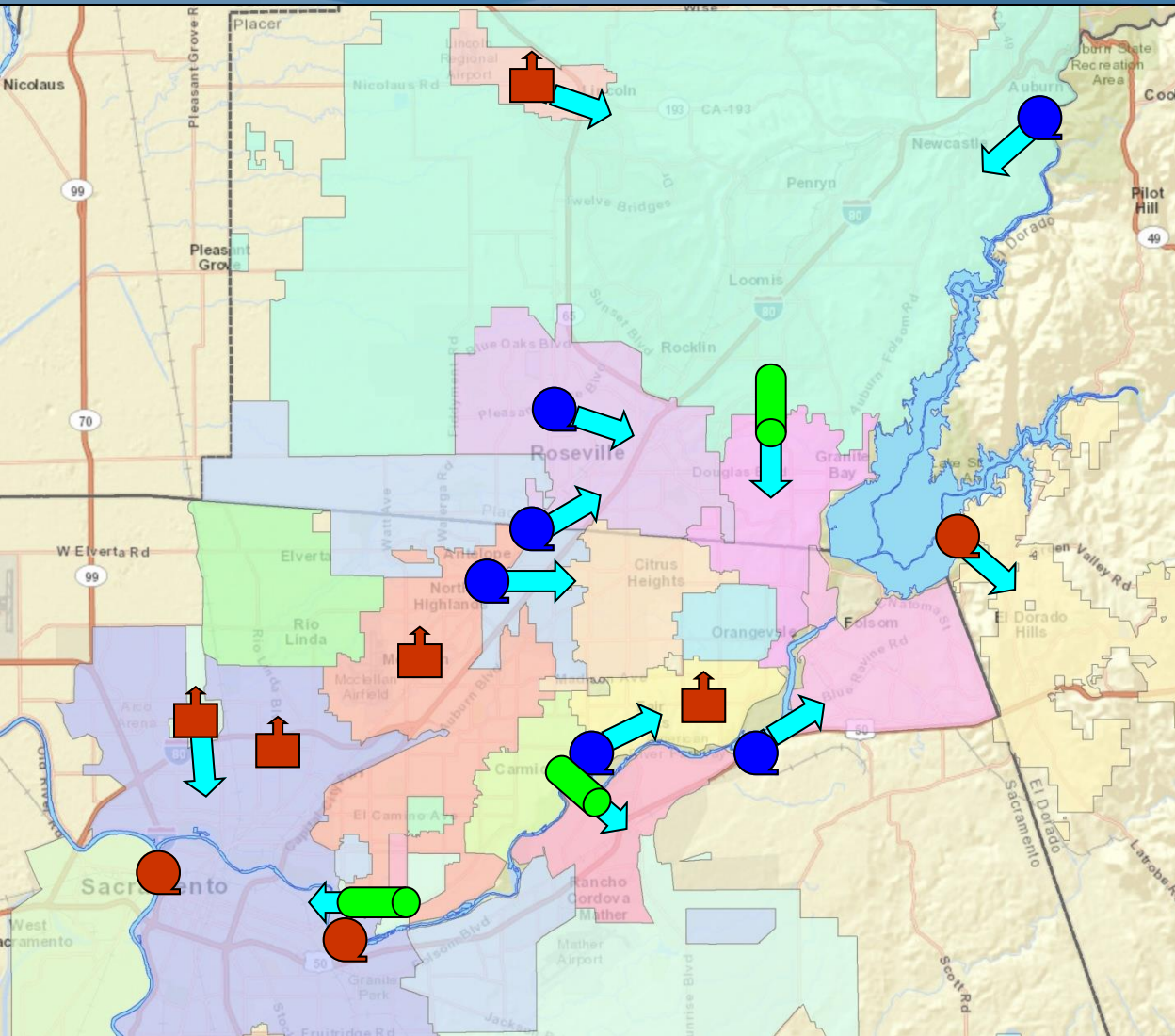
Unit=MG	February	March	April	May	Total
2014	5,306.21	6,263.38	7,443.64	11,198.73	30,211.96
2013	6,140.24	8,532.37	10,222.21	15,006.75	39,901.57
2012	6,301.69	6,845.82	7,379.52	13,654.89	34,181.93
2011	5,483.84	5,886.86	8,388.29	12,345.57	32,104.56






Baseline	Feb-May Average	2014 Reduction
2012-2013	37,041	18.4%
2013	39,901	24.3%

2011-2014 Water Use



Supply Side Drought Response



-  Flow Direction
-  Wells
-  Boosters
-  Diversion Improvements
-  Pipelines/ Connections

Questions?

