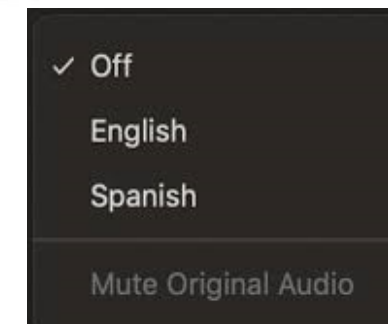



# Language Interpretation through Zoom

- Click Interpretation icon in your Meeting/Webinar controls
  - Navigate to Language Channels
  - Select Spanish
  - Mute Original Audio

For technical assistance, email:  
**SAFER@waterboards.ca.gov**



## Ways to Participate

### Watch ONLY:

Visit [video.calepa.ca.gov](https://video.calepa.ca.gov)

### Submit a Comment:

Email [safer@waterboards.ca.gov](mailto:safer@waterboards.ca.gov)

With subject “AGM Public Comment,” and follow instructions in return email to join the meeting.

### Technical or Language Assistance:

[safer@waterboards.ca.gov](mailto:safer@waterboards.ca.gov)

3

# SAFER Drinking Water Advisory Group Meeting #2

June 9, 2022 | 9am-1pm





## Water Boards' Mission

*Preserve, enhance, and restore the quality of California's water resources and drinking water for the protection of the environment, public health, and all beneficial uses, and to ensure proper water resource allocation and efficient use, for the benefit of present and future generations.*

# Meeting Guidelines

- Mute yourself when not speaking
- Join by video (if possible)
- Take breaks as needed
- Speak slowly
- [safer@waterboards.ca.gov](mailto:safer@waterboards.ca.gov)

# Agenda

**2022 Drinking Water Needs Assessment Results**

**Draft Fund Expenditure Plan Priorities**

**Public Comment**

**SAFER Program Updates**

**Advisory Group Member Announcements**

**Next Steps**

# Introductions and Warmer

- Your name
- Your affiliation
- Your location
- What are you looking forward to most, post-pandemic?

# Discussion Session #1: 2022 Drinking Water Needs Assessment Results



# Needs Assessment Components



## Risk Assessment

Community Water Systems; K-12 Schools; SSWS, & DWs



## Cost Assessment

HR2W & At-Risk Systems and Domestic Wells



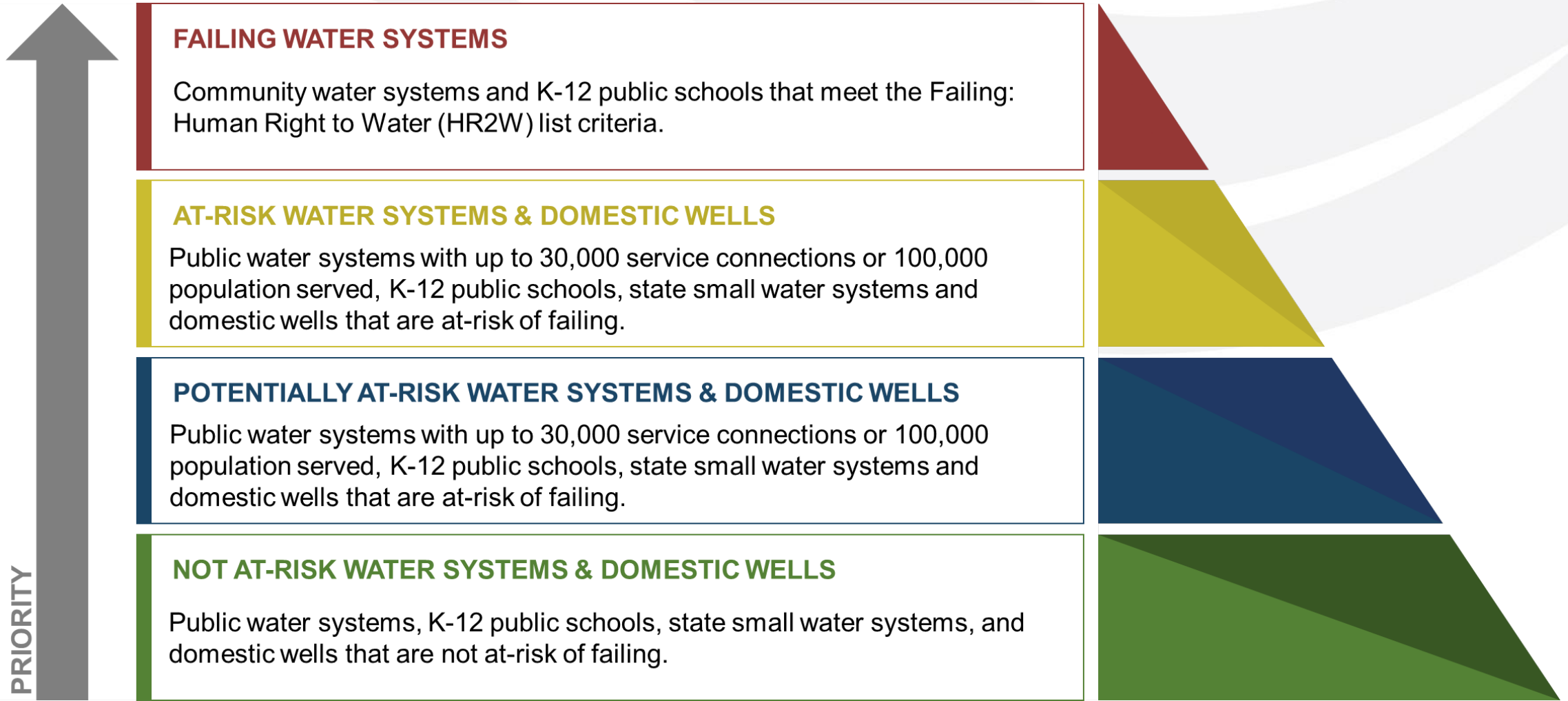
## Affordability Assessment

DAC/SDAC Community Water Systems

[bit.ly/DrinkingWaterNeedsAssessment](https://bit.ly/DrinkingWaterNeedsAssessment)

# Senate Bill 200 (SB200) and the Needs Assessment

The Drinking Water Needs Assessment helps inform prioritization of SAFER resources: funding, technical assistance, consolidation outreach, administrators etc.





## Access the Full 2022 Needs Assessment Report

- Access report here: [bit.ly/SAFER-NA-Report-22](https://bit.ly/SAFER-NA-Report-22)
- Learn more about the Needs Assessment here: [bit.ly/SAFER-NA-2022](https://bit.ly/SAFER-NA-2022)

## The Expanded Inventory: Public Water Systems

**2021 Risk Assessment** was applied to CWSs with 3,300 connects or less and k-12 public schools. Wholesalers were excluded.

**2022 Risk Assessment** will be applied to CWSs with up to 30,000 service connections and 100,000 populations served and K-12 schools. Wholesalers are excluded, and military bases are excluded from the financial risk indicators. **Aligned with expanded grant eligibilities for medium-size systems.**

# 2022 Risk Indicator Changes

The State Water Board removed **5** risk indicators and added **8** new indicators.

## WATER QUALITY

- E. Coli Presence

---

- Increasing Presence of Water Quality Trends Towards MCL

---

- Treatment Technique Violations

---

- Past Presence on the HR2W List

---

- ~~Maximum Duration of High Potential Exposure (HPE)~~

---

- Percentage of Sources Exceeding an MCL

---

- Constituents of Emerging Concern

## ACCESSIBILITY

- Number of Sources

---

- Absence of Interties

---

- ~~Water Source Types~~

---

- DWR – Drought & Water Shortage Risk Assessment Results

---

- Critically Overdrafted Groundwater Basin

---

- Bottled or Hauled Water Reliance

---

- Source Capacity Violations

## AFFORDABILITY

- % Median Household Income

---

- Extreme Water Bill

---

- ~~% Shut-Offs~~

---

- % of Residential Arrearages

---

- Residential Arrearage Burden

## TMF CAPACITY

- ~~# of Service Connections~~

---

- Operator Certification Violations

---

- Monitoring and Reporting Violations

---

- Significant Deficiencies

---

- ~~Extensive Treatment Installed~~

---

- Income

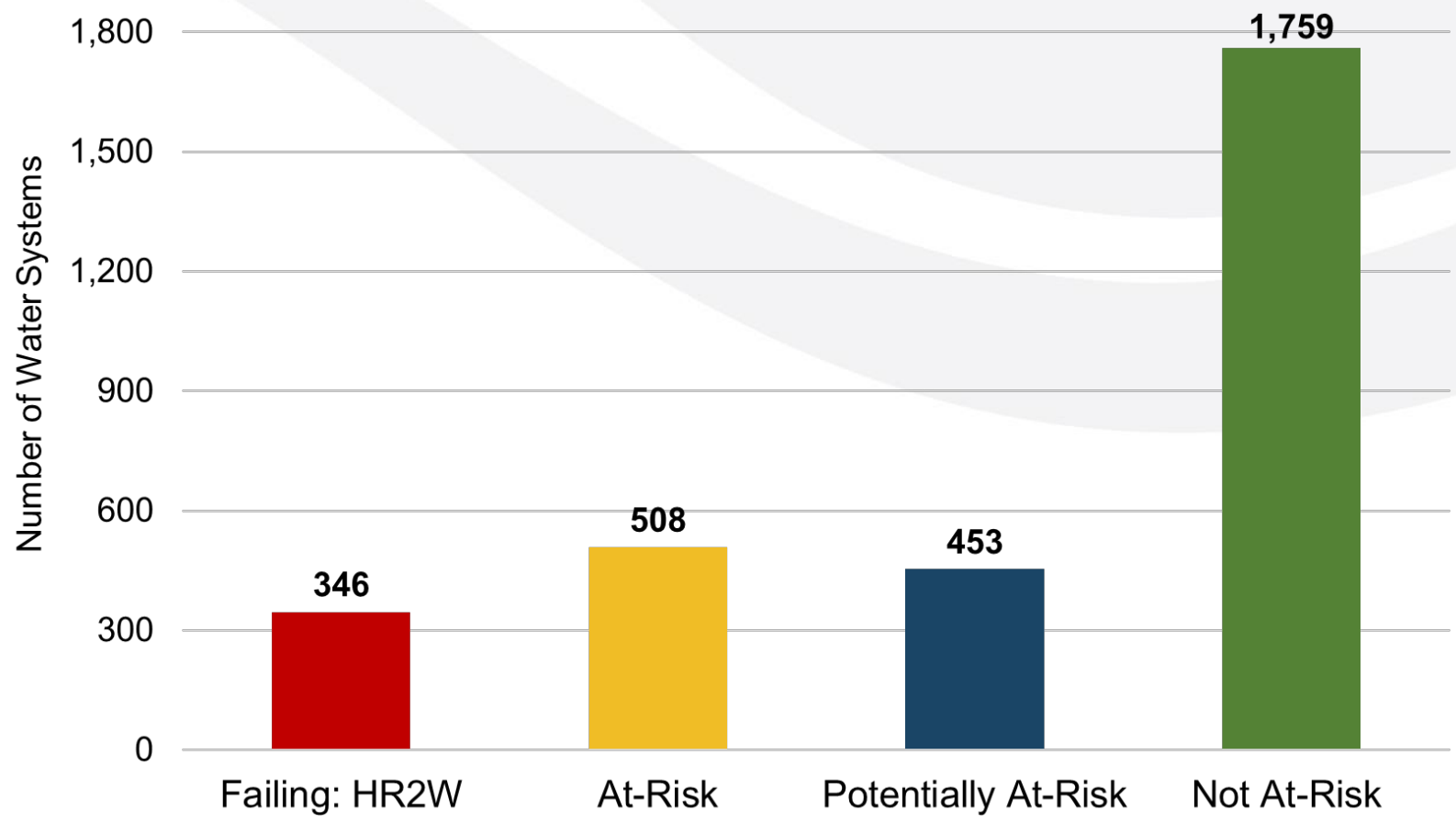
---

- Operating Ratio

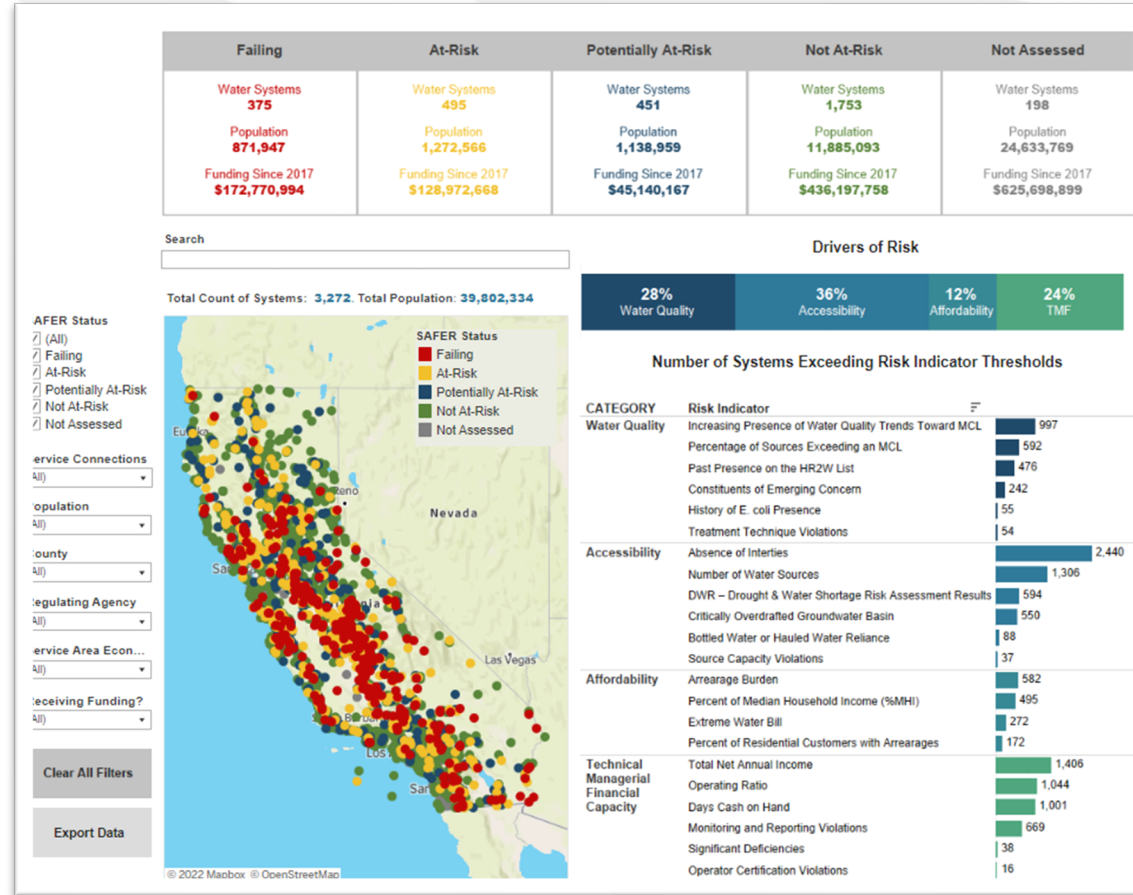
---

- Days Cash on Hand

# Risk Assessment Results (n=3,066)



# Explore the Results in the NEW Dashboard

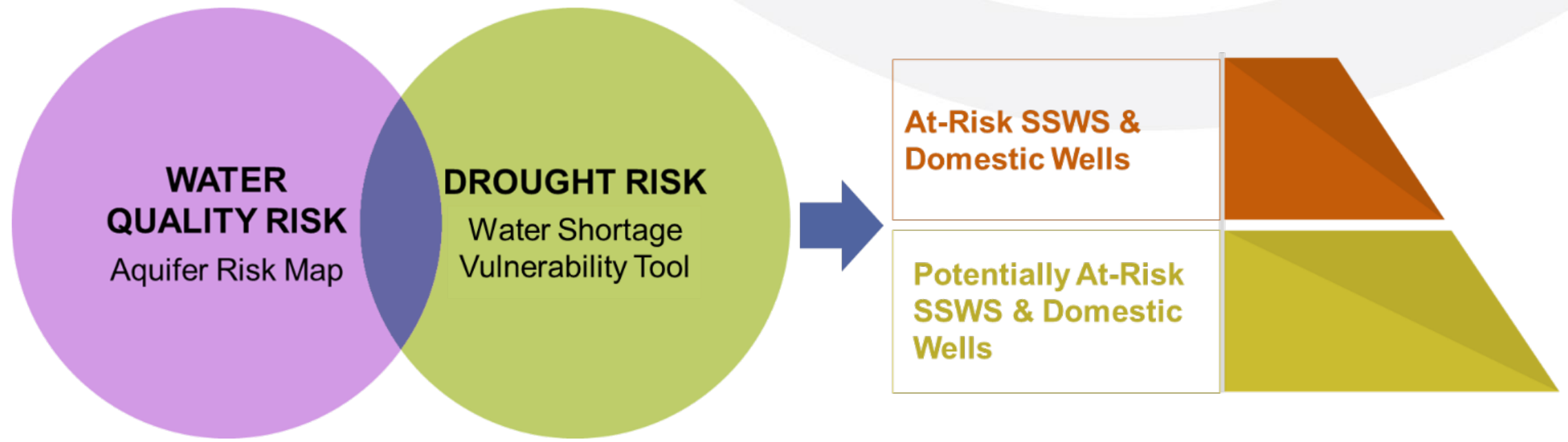


[bit.ly/SAFER-Dashboard](https://bit.ly/SAFER-Dashboard)

# 2022: Risk Assessment for State Small Water Systems & Domestic Wells

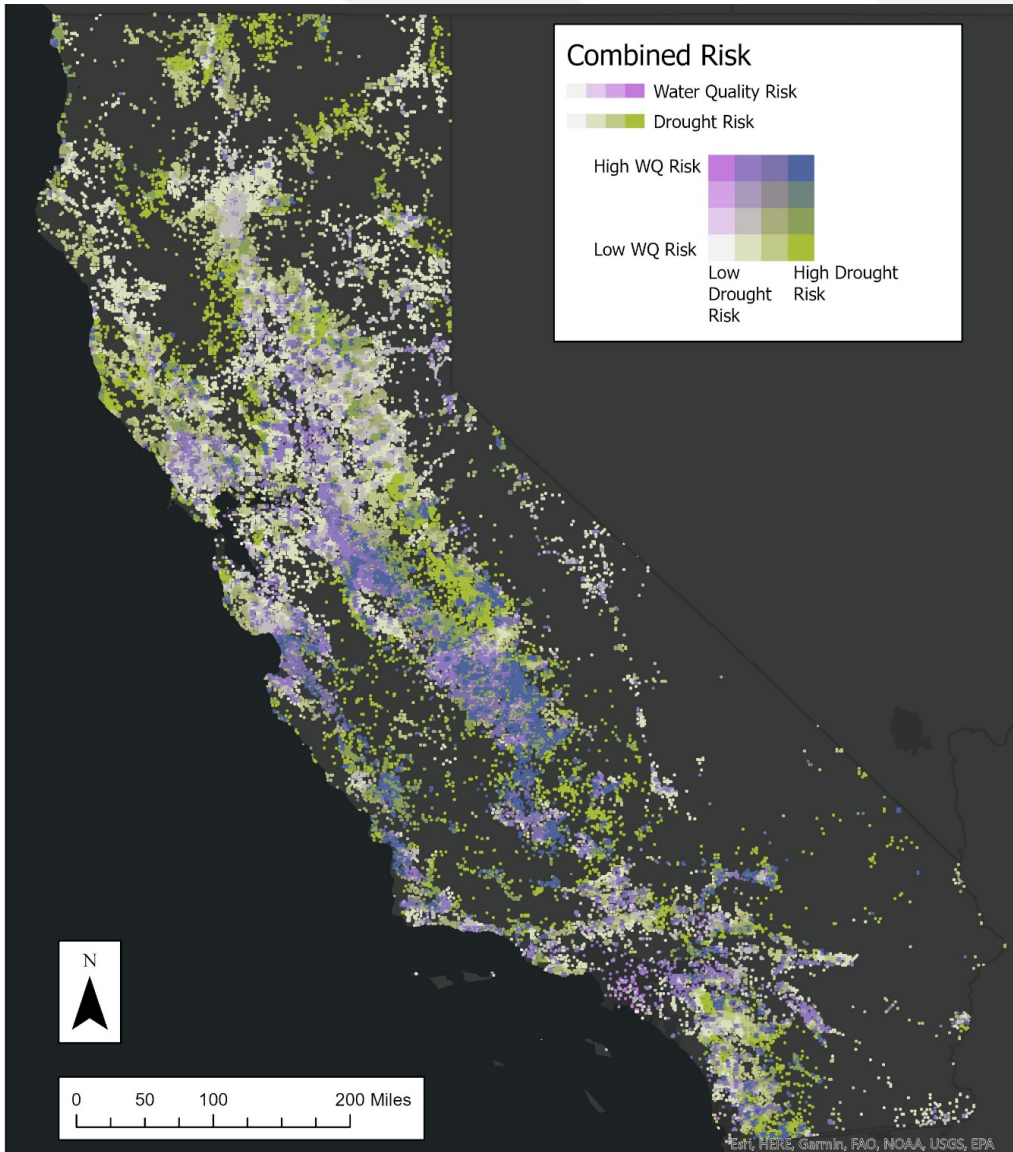
The 2022 Risk Assessment was based on a **combined assessment** utilizing:

- State Water Board’s **Aquifer Risk Map**; and
- Department of Water Resources: **Water Shortage Risk Vulnerability Tool**





# Explore the Data: Combined Risk Assessment Map



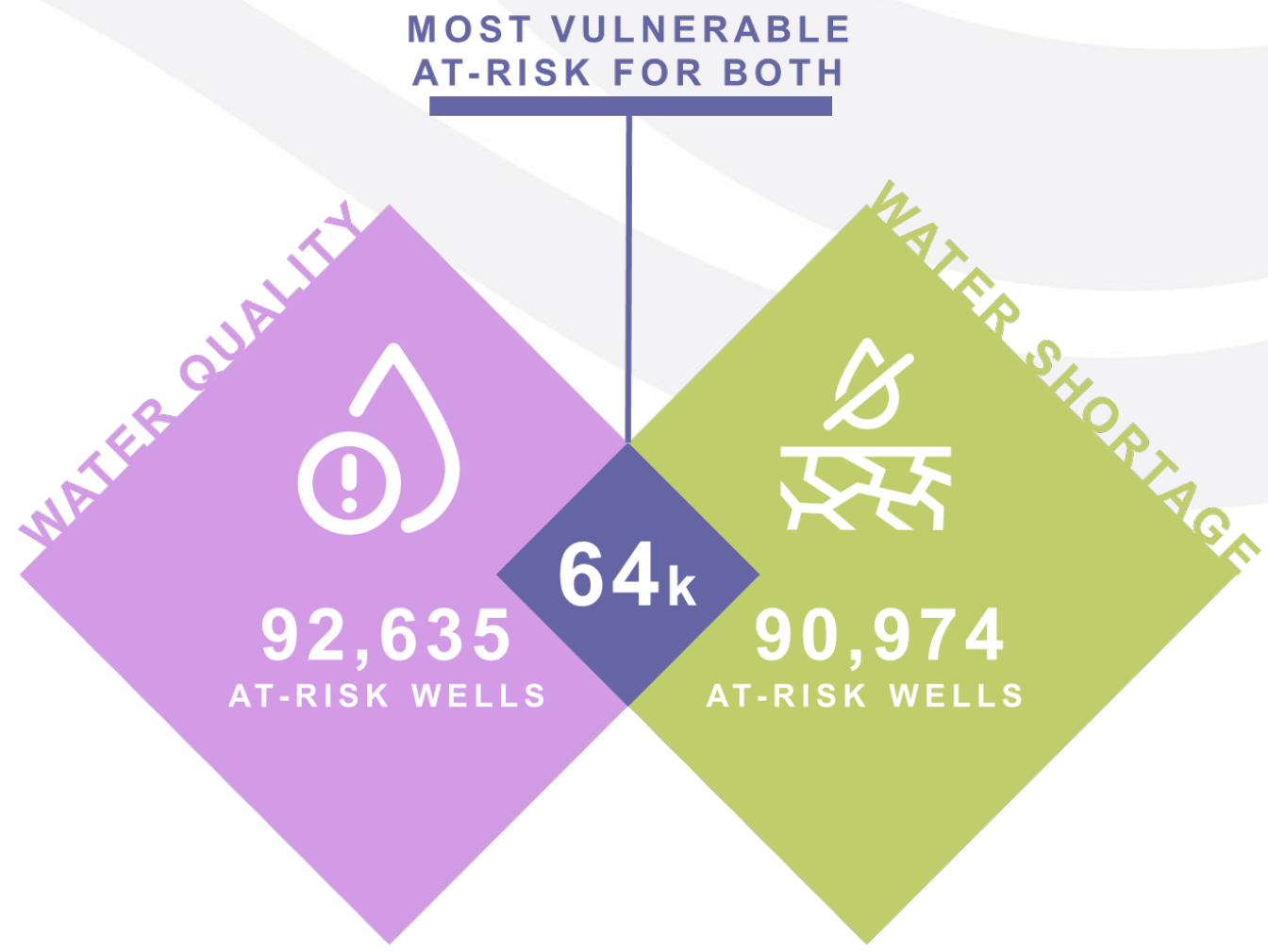
Explore the Map: [bit.ly/SAFER-RiskMap](http://bit.ly/SAFER-RiskMap)

## Map Features:

Mask/un-mask areas with known SWSs & domestic wells.

- Add layer to see **CalEnviroScreen** data for each census track:
  - CalEnviroScreen 4.0 score percentile
  - Pollution burden percentile
  - Population characteristics percentile
  - Race/ethnicity population percentages
  - Percent of the population living two times below the federal poverty level.

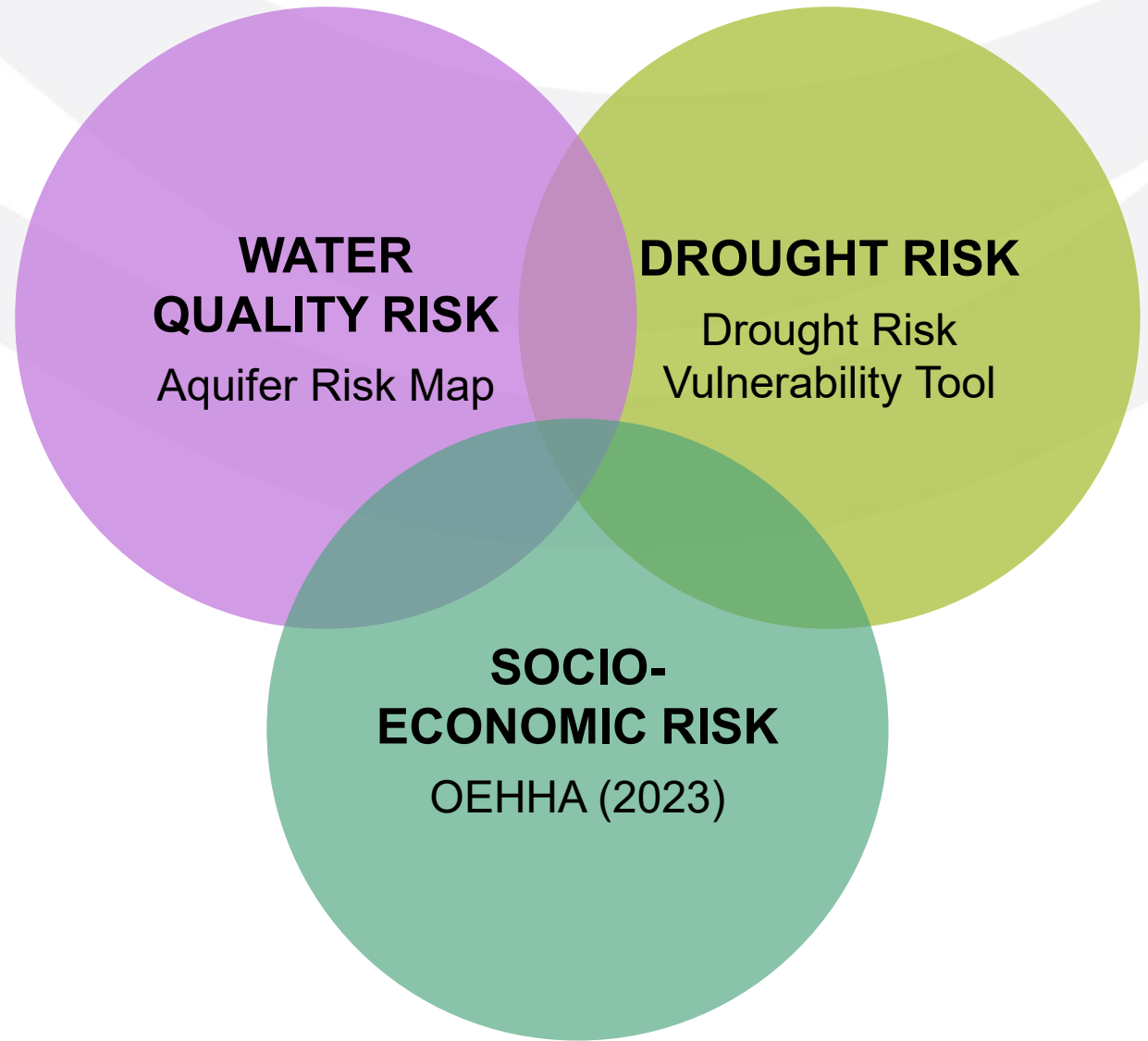
# Most Vulnerable Domestic Wells



# Proposed 2023: Risk Assessment for State Small Water Systems & Domestic Wells

The State Water Board is working with Office of Environmental Health Hazard Assessment (OEHHA) and the Department of Water Resources to develop a combined Risk Assessment for 2023 utilizing:

- State Water Board’s **Aquifer Risk Map**; and
- Department of Water Resources: **Drought Risk Vulnerability Tool**
- OEHHA: **Newly developed socio-economic risk indicators** (workshops coming soon in Spring 2022)



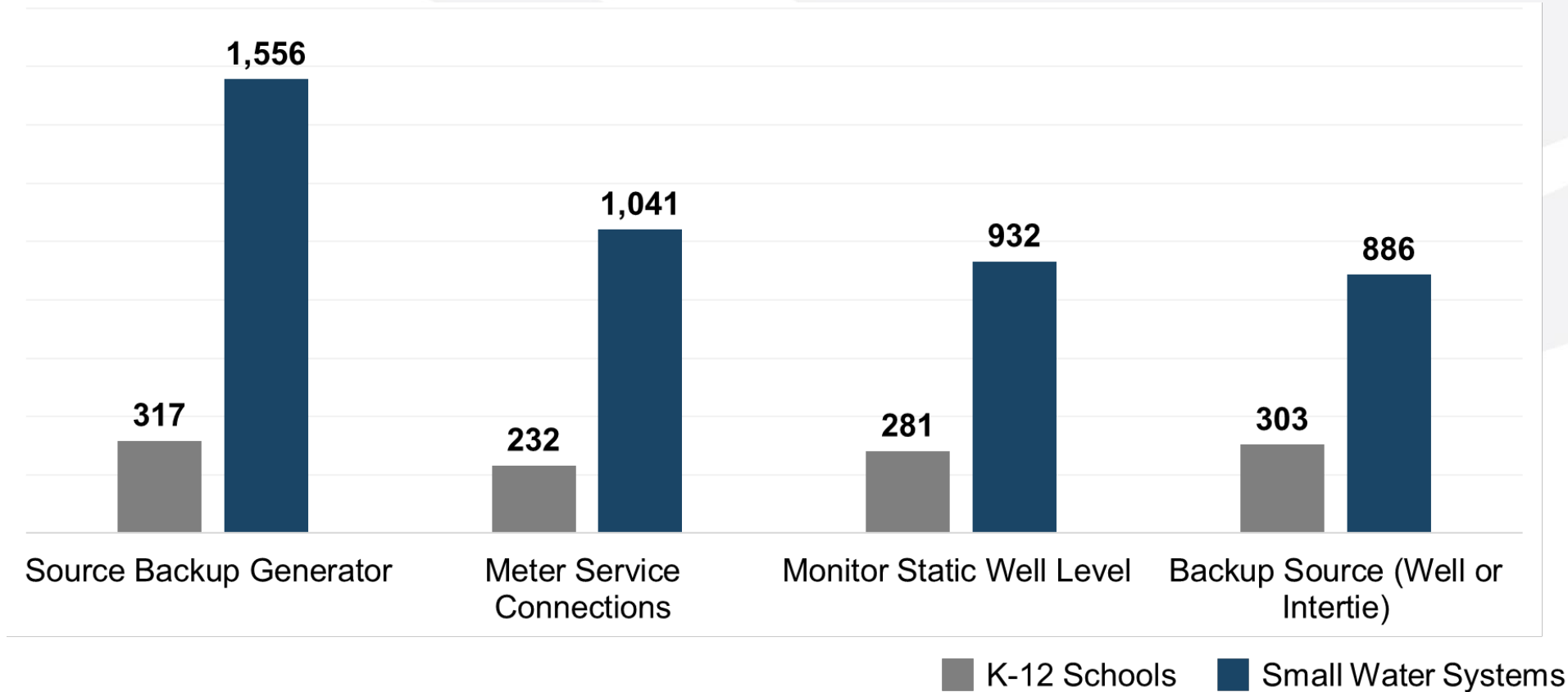
# Drought Infrastructure Cost Assessment

In response to stakeholder feedback and the need to support SB 552 planning, the State Water Board has conducted a targeted **Drought Infrastructure Cost Assessment**.

SB 522 requires small water suppliers (15 to 2,999 connections) and K-12 schools to:

- Detect production well groundwater levels - Jan 1, 2023
- Mutual aid organization membership - Jan 1, 2023
- Continuous operation during power failures Jan 1, 2024
- Have a backup source of water supply or a water system intertie by Jan 1, 2027
- Meter each service connection and monitor water loss by Jan 1, 2032
- Meet fire flow requirements by Jan 1, 2032 (*excluded from Assessment*)

# Estimated Number of Systems Not Meeting SB 552 Requirements



Breakdown by SAFER Status included in the Needs Assessment Report.

# Drought Infrastructure Cost Assessment Results

Drought Requirement	# Small CWS and K-12 Schools	Total Small CWS and K-12 Schools Cost Estimate
Monitor Static Well Levels	1,213 (46%)	\$2,450,000
Membership CalWARN / Mutual Aid	2,634 (100%)	\$0
Backup electrical supply	1,872 (71%)	\$244,940,000
Back-up source: new well or intertie	895 (34%)	\$1,911,590,000
Meter all service connections	1,275 (48%)	\$245,330,000
<b>TOTAL:</b>	<b>2,634</b>	<b>\$2,404,320,000</b>

Explore the data utilized to identify CWSs not meeting SB 552 requirements: [bit.ly/SAFER-CostList](https://bit.ly/SAFER-CostList)

# Affordability Assessment

## Changes to the Affordability Assessment indicators reflect changes in the Risk Assessment for public water systems

2021	2022
% Median Household Income	% Median Household Income
Extreme Water Bill	Extreme Water Bill
% Shut-Offs	<del>% Shut-Offs</del>
	% of Residential Arrearages
	Residential Arrearage Burden

**% Shut-Offs:** removed because there was a shut-off moratorium during the COVID-19 pandemic from March 2020 – January 2022. No data available.

**Arrearage Data:** new indicators utilizing 2021 Drinking Water Arrearage Payment Program data. One-time data use from funding program to supplement % Shut-Off data.

# Affordability Assessment Results by DAC/SDAC SAFER Status

**High:** 3 or more indicator thresholds

**Medium:** 2 of 4 indicator thresholds met

**Low:** 1 of 4 indicator thresholds met

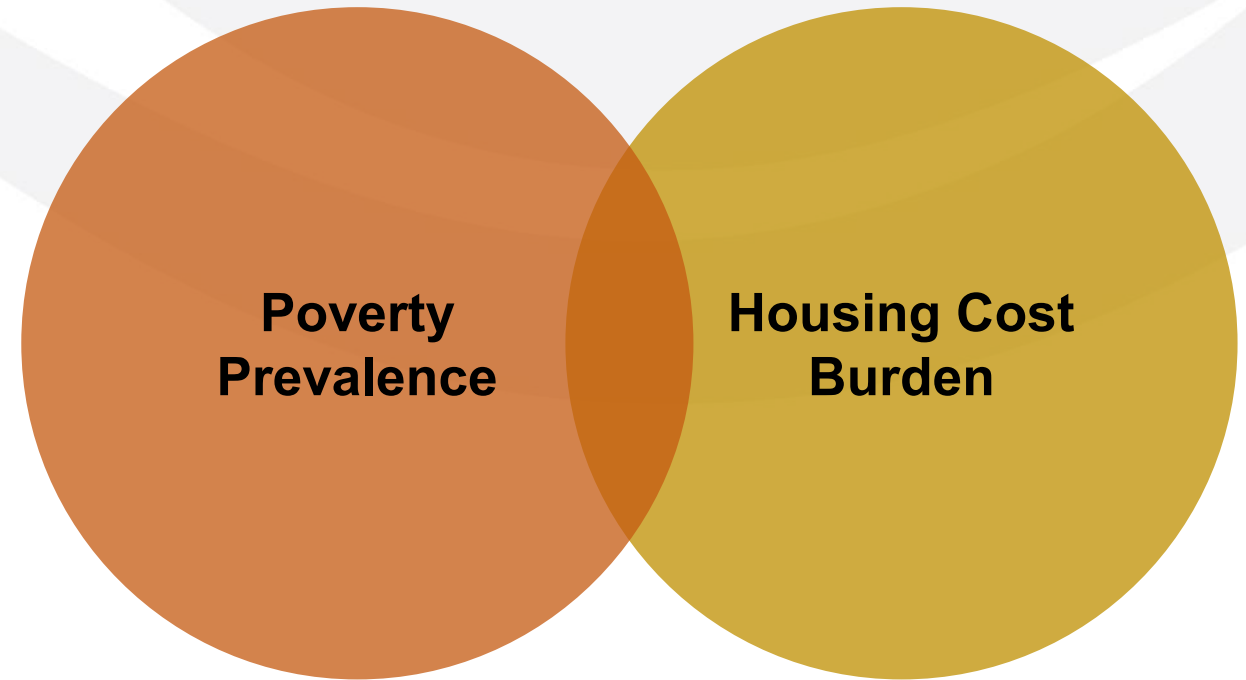
Community Status	Total Systems	High Affordability Burden	Medium Affordability Burden	Low Affordability Burden
HR2W DAC/SDAC	184	19 (10%)	34 (18%)	48 (26%)
At-Risk DAC/SDAC	276	32 (12%)	46 (17%)	55 (20%)
Potentially At-Risk DAC/SDAC	234	8 (3%)	36 (15%)	59 (25%)
Not At-Risk DAC/SDAC	714	10 (1%)	59 (8%)	149 (21%)
<b>TOTAL:</b>	<b>1,408</b>	<b>69 (5%)</b>	<b>175 (12%)</b>	<b>311 (22%)</b>



# Proposed 2023: Affordability Assessment

The State Water Board is working with OEHHA to develop new affordability indicators and a combined affordability threshold.

Workshops coming soon in Spring 2022.



# Questions?



Comment or technical assistance, email [safer@waterboards.ca.gov](mailto:safer@waterboards.ca.gov)

**BREAK**

# Discussion Session #2: Safe and Affordable Drinking Water Fund Expenditure Plan



## 2021-22 Priorities (focus on small DACs and low-income households)



Emergency funding needs



Water systems that are consistently out of compliance with primary drinking water standards



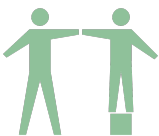
Accelerate consolidations and regional-scale planning for consolidations



Expedite planning through use of technical assistance



Interim solutions and planning for long-term solutions for state smalls and domestic wells



Ensure assistance is distributed consistent with the State Water Board's Racial Equity Resolution.

# FY 2021-22 Available Funds for the SAFER Program

**\$127.7 M**

SADW Fund

**\$9.5 M**

Drought  
(General Fund)

**\$28.5 M**

PFAS  
(General Fund)

**\$25.3 M**

Other  
General Fund

Capital &  
Non-Capital

**\$1.2  
billion**

Capital Funding

**\$95.7 M**

DWSRF Principal  
Forgiveness

**\$239.5 M**

Drinking Water  
Bonds

**\$617.5 M**

Drinking Water  
Infrastructure

# SAFER Progress FY 2021-22

	Water Systems	Households	No. of Connections Benefiting	No. of People Benefiting	Total Assistance Provided
Interim Assistance	34	907	6,433	25,285	<b>\$1.48M</b>
TA Projects	74 (23 full planning)		25,746	97,434	<b>\$2.1M</b>
Planning Projects	7		115,116	318,035	<b>\$3.2M</b>
Construction Projects	26		32,051	56,293	<b>\$75.8M</b>

# SAFER Highlights FY 2021-22

- Amended the FY 2021-22 Drinking Water State Revolving Fund Intended Use Plan to provide more generous grant opportunities and streamline processing
- All 2021-22 drought funds (\$16 M) committed to projects
- Opened Countywide and Regional Program solicitation to help state smalls and domestic wells with drought and water quality needs
- Executed Master Administrator Agreement with Provost and Prichard
- Awarding initial/pilot Operations and Maintenance funding
- Implemented new TA Request for Qualifications Process
- Identifying Funding Partners to enhance outreach/engagement
- Developing approach for PFAS General Fund allocation (\$100 M)
- Additional program data and metrics being compiled for incorporation into the FY 2022-23 FEP and publication on the web



## FY 2021-22 SADW Fund Commitments (in millions) (\$ committed/(\$ target))

	Solution Type					
Water System Category	Interim Water Supplies and Emergencies	Technical Assistance (includes Planning)	Administrator	Planning	Direct O&M Support	Construction
Systems Out of Compliance or At-Risk	\$2.1/(\$10)		\$0/ (\$5)	\$0/ (\$3)	\$0.2(\$7)	\$0.3/(\$15)
Other Systems	\$0.7	\$46.5/(\$40)	\$0	\$0	\$0	\$0.5
State Smalls/ Domestic Wells	\$13.4/(\$30.3)		\$0	\$0	\$0	\$0.5/(\$5)
Reserved	\$33.2	\$13.2	\$0	\$0	\$2	\$0
<b>SUBTOTAL BY SOLUTION TYPE</b>	<b>\$49.3/(\$40.3)</b>	<b>\$59.7/(\$40)</b>	<b>\$0/(\$5)</b>	<b>\$0/ (\$3)</b>	<b>\$2.2/(\$7)</b>	<b>\$1.3/(\$20)</b>
<b>TOTAL</b>						<b>\$112.5(\$115.3)</b>
<b>Other Program Needs (Reserved)</b>	<b>Pilot Projects</b>	<b>Contracts</b>	<b>Staff Costs</b>			
	\$3.2/ (\$0)	\$1.5/ (\$1.5)	\$13.2/ (\$13.2)			
<b>GRAND TOTAL</b>						<b>\$130.4</b>

## Key Draft Concepts for SADW FEP FY 2022-23 (Under Consideration/Development)

- Allocate funds specifically for Tribal TA
- Continued emphasis on regional planning
- Allocate funds to support new TA providers
- Approaches to implement Senate Bill 552 (Drought Planning and Preparedness)
- More emphasis on O&M funding and options to streamline broader application
- More robust metrics

# Timeline for FY 2022-23 SADW FEP Adoption

- Jun/Jul 2022: Internal reviews
- Aug 2022: Draft for public comment
  - Board Workshop
  - Discuss with Advisory Group
- Sep/Oct 2022: Response to comments
- Nov 2022: Board consideration

# Questions?



Comment or technical assistance, email [safer@waterboards.ca.gov](mailto:safer@waterboards.ca.gov)

# Public Comments

1. Email Comment to **[safer@waterboards.ca.gov](mailto:safer@waterboards.ca.gov)**.
2. Follow instructions in the return email to join Zoom.
3. Wait to be called on.
4. Technical or language assistance, email **[safer@waterboards.ca.gov](mailto:safer@waterboards.ca.gov)**.

**BREAK**

# SAFER Program Updates

# Budget Act of 2021 Allocation: Per- and Polyfluoroalkyl Substances (PFAS)





# Budget Act of 2021 – State Water Board Allocations

Allocation (Millions)	Project Type
\$650	Wastewater projects <i>*priority to septic-to-sewer conversions</i>
\$650	Drinking water projects <i>*priority to disadvantaged communities (DACs)</i>
\$100	Per-and polyfluoroalkyl substances (PFAS) support for water systems
\$350	Groundwater cleanup and water recycling projects
\$20	Mexico border rivers
\$	Other project-specific/directed allocations

# Funding Background

- Senate Bill 170 appropriated \$30M from General Fund to State Water Board for technical and financial assistance to drinking water systems to address PFAS.
  - Must be committed to projects by June 30, 2024
  - Must be disbursed by June 30, 2026
- Additional \$50M proposed for fiscal year (FY) 2022/2023
- Additional \$20M proposed for FY 2023/2024

## Funding Background cont.

- Existing Division of Financial Assistance funding processes will be used to administer this PFAS funding.
- Relevant existing programs/processes:
  - Drinking Water State Revolving Fund (DWSRF) Intended Use Plan (IUP)
  - Safe and Affordable Drinking Water (SADW) Fund Expenditure Plan (FEP)

## Relevant Existing Small DAC Support

The SADW FEP prioritizes funding for small DACs and discusses funding opportunities for:

- Collection and analysis of water samples for contaminants of emerging concern, including PFAS.
- Planning and Technical Assistance to address contaminants of emerging concern.
- Pilot or demonstration studies.

# Proposed Small DAC PFAS Support

- Minimum \$20M for projects benefitting small DACs, funded consistent with SADW FEP.
- Proposed project types:
  - Testing water systems for PFAS, likely via a Technical Assistance Provider
  - Regional-scale pilot tests and demonstration projects
    - Template designs for other small systems to utilize
  - Planning for regional consolidation efforts

## Proposed Support for Other Communities

- Implementation funding for ready to proceed projects.
- Apply through DWSRF Program.
- Small non-DACs and medium DACs eligible for 100% of eligible project costs.
- For other communities (medium non-DACs, all larger communities) funding limited to 50% of project costs.
- As condition of PFAS funding, water systems to incorporate data collection and analysis to inform statewide PFAS data.
- Considering a per water system funding maximum

# Related Federal Funding

- New federal funding through DWSRF and CWSRF for contaminants of emerging concern, including PFAS.
  - Anticipated over next five years:
    - \$360M for drinking water
    - \$70M for wastewater
- Funding priorities and requirements to be addressed in 2022/23 DWSRF and Clean Water State Revolving Fund (CWSRF) IUPs
  - Planned for Board consideration July 2022

# State Funding for PFAS (\$100 M)

## Next Steps:

- **Summer 2022:** Draft Final proposals to be released as part of DWSRF IUP and SADW FEP
- **Fall 2022:** Adoption funding criteria as part of adoption of the above-described plans

## Stay Informed:

- Subscribe for e-updates:
- [bit.ly/PFASUpdates](https://bit.ly/PFASUpdates)
  - Click on “Financial Assistance”
    - ✓ Select “Per-and Polyfluoroalkyl Substances (PFAS) Funding”
- Check for updates on the PFAS Funding website: [bit.ly/PFASWebsite](https://bit.ly/PFASWebsite)



# Questions?



Comment or technical assistance, email [safer@waterboards.ca.gov](mailto:safer@waterboards.ca.gov)

# SAFER Timeline

## April - June

- 6/9 Advisory Group Mtg #2
- 6/TBD Tribal Workshop
- 6/TBD Select Funding Partners

## July - September

- 7/5 - 8/31 Advisory Group Application Period
- 8/5 Release of Draft FEP
- 8/TBD Advisory Group Application Workshop
- 8/TBD Release of POU Pilot white paper
- 8/TBD Advisory Group Mtg #3

## October - December

- 10/TBD Tribal Workshop
- 11/TBD Board Considers Adoption of FEP
- 11/TBD Advisory Group Mtg #4
- 12/TBD Advisory Group Members Selected

# Advisory Group Member Announcements

# Closing Remarks and Next Steps

The background features a dark blue, textured surface resembling water. A large, wavy graphic element in shades of light blue and white curves across the middle of the frame, overlaid on a photograph of water splashing and bubbling.

**Adjourn**  
**Thank you!**

**[safer@waterboards.ca.gov](mailto:safer@waterboards.ca.gov)**  
**916-445-5615**