

Practical Vision Update Year Five


Tentative Resolution R9-2019-0023

February 13, 2019

2018

Accomplishments

- Clean up of Contaminated Sediment at former Naval Training Center
- CWA section 401 Certification for City of San Diego Pure Water Project Construction
- Adoption of WDRs for Sycamore Landfill
- Reissuance of NPDES Permits for San Elijo and Encina Ocean Outfalls
- Master Recycling Permit for MC Camp Pendleton
- Watershed Water Quality Improvement Plans for Santa Margarita River and San Juan Basins
- Adoption of Climate Change Priorities for San Diego Region



2019 Priorities & Operations Plan

Tentative Resolution R9-2019-0023

**2019 Calendar Year
OPERATIONAL PLAN
PRACTICAL VISION PROJECTS**

| | Hours |
|--|--------------|
| 1 Practical Vision Update for 2020 | 90 |
| PV 1 - Healthy Waters | |
| 2 Biological Objectives | 2630 |
| 3 Strategy for a Healthy San Diego Bay: Development of Unified Monitoring Groups | 1080 |
| 4 Priority Setting Team | 184 |
| 5 REC 1 Coordination | 268 |
| PV 2 - Monitoring and Assessment | |
| 6 San Diego River Reach Adoption | 826 |
| 7 NPDES Ocean Plume Tracking | 235 |
| 8 Next Generation Monitoring | 290 |
| 9 TMDL and Water Quality Improvement Plan State Assessment and Coordination | 696 |
| 10 GIS and Mapping Coordination | 78 |
| PV 3 - Recovery of Stream, Wetland and Riparian Systems | |
| 11 Wetland Restoration, Assessment, and Incentives Project | 104 |
| 12 WDRs for Maintenance and Low-Impact Discharges | 300 |
| 13 Santa Margarita River Estuary Recovery Coordination | 204 |
| 14 Tijuana River Valley Restoration Coordination | 408 |
| 15 Proactive Key Area Compliance | 1000 |
| PV 4 - Proactive Public Outreach and Communication | |
| 16 Website Update | 962 |
| 17 Social Media Plan | 778 |
| 18 Public Outreach | 80 |
| 19 Climate Change Readiness Implementation | 696 |
| PV 5 - Achieving a Local Sustainable Water Supply | |
| 20 Expansion of Recycled Water Production and Purveyance | 2638 |
| PV 6 - Supported Empowered Energized Engaged Community | |
| 21 Tier II Cross Training Pilot | 166 |
| 22 EA Wellness Program | 30 |
| PV 7 - Effective and Efficient Mission Support | |
| <i>All projects sufficiently developed to be Core Program Works</i> | |
| Practical Vision Subtotal = 13743 | |
| In Personnel Years = 7.7 | |

2019 Calendar Year

**OPERATIONAL PLAN
CORE PROGRAM PROJECTS AND COMMITMENTS**

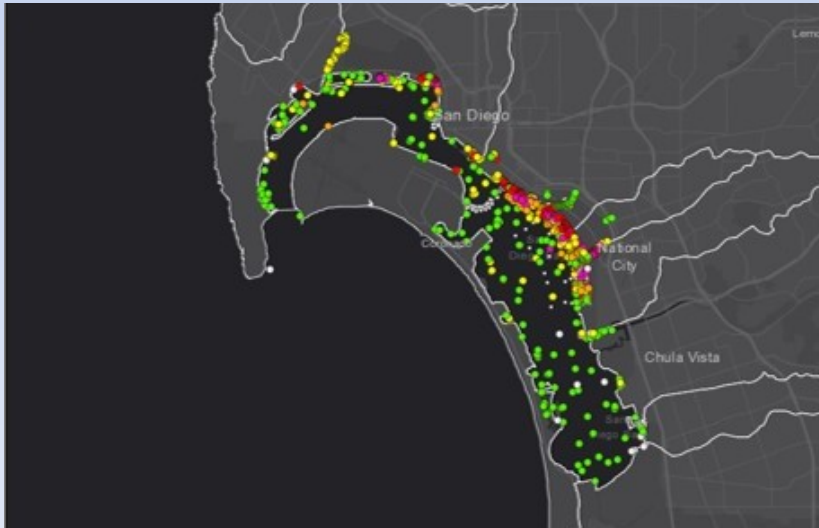
| | Hours |
|--|--------------|
| 23 401 Certification Issuance and Amendments | 7,469 |
| 24 401 Certification Compliance and Enforcement | 2,716 |
| 25 NPDES Wastewater Inspections, Audits and Enforcement | 3,080 |
| 26 NPDES Wastewater Permit Renewal and Enrollments | 6,216 |
| 27 Amend Statewide and Regional SSO Orders | 880 |
| 28 Storm Water Compliance Evaluations: Audits and Inspections | 4,830 |
| 29 NPDES Regional Municipal Storm Water Permit Reissuance | 3,208 |
| 30 Water Quality Improvement Plan and Storm Water Management Plan Review and Updates | 2,870 |
| 31 Agriculture WDR Implementation | 3,402 |
| 32 Core Mission Support | 9,222 |
| 33 Electronic Content Management Backscanning | 810 |
| 34 Santa Margarita River Recovery Implementation | 1,476 |
| 35 REC-1 Triennial Review Implementation | 1,120 |
| 36 Tijuana River Valley TMDLs | 2,830 |
| 37 Class A Violations | 5,650 |
| 38 Laboratory Services Contracts and Internal Capacity Development | 735 |
| 39 Surface Water Ambient Monitoring Program Implementation | 960 |
| 40 2018 Triennial Review Projects | 878 |
| 41 Solid Waste Disposal Capacity and Active Landfill Compliance | 1,022 |
| 42 Ramona Landfill | 280 |
| 43 Implementing Statewide Composting WDRs | 700 |
| 44 Underground Storage Tank Case Closures | 2,500 |
| 45 San Diego Bay Sediment Assessment | 1,367 |
| 46 San Diego Bay Sediment Cleanup Projects | 2,040 |
| 47 Site Cleanup Program Case Management | 1,700 |
| 48 Department of Defense Cleanup Projects | 720 |
| 49 Renewal of Conditional Waivers of WDRs | 400 |
| 50 Region 9 Emergency Response Plan | 612 |
| Core Program Subtotal = 69,693 | |
| In Personnel Years = 39.2 | |
| Total Operational Plan Commitments | |
| P Y s | |
| Available Personnel Years = 65 | |
| Practical Vision Projects = 7.7 | |
| Core Program Projects = 39.2 | |
| Total Operational Plan Projects = 47.0 | |

Chapter 1 Healthy Waters

Biological Objectives

San Diego Bay Monitoring
Groups

Priority Setting Team



Chapter 2 Monitoring

Next Generation (Modern)
Monitoring Technology

Ocean Outfall Plume Monitoring
Program



San Diego River Reach Adoption

TMDL and WQIP Coordination

Chapter 3 Wetlands

Wetlands Restoration,
Assessment, and Incentives
Project

Low Impacts & Channel
Maintenance WDRS



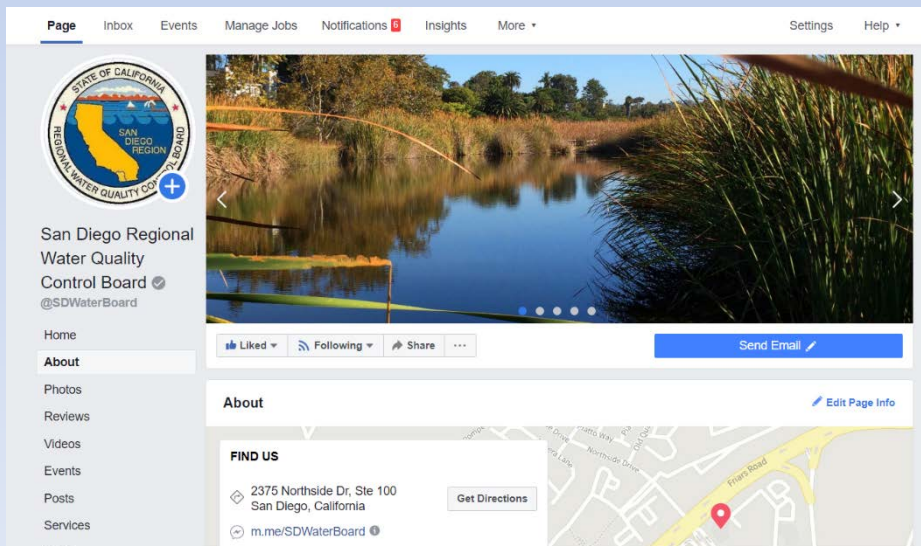
Tijuana River Valley Recovery
Coordination

Santa Margarita River Estuary
Recovery

Chapter 4 Outreach

Earth Day Events

Climate Change Readiness
Implementation



Social Media Plan

Public Outreach

Tribal Outreach

Chapter 5 Sustainable Water Supply

Expansion of Recycled Water
Production and Purveyance

Claude B. Lewis Desalination Plant

Doheny Desalination Plant



(Photo credit: City of San Diego Public Works Dept)

2019 Core Program Priorities

- Biological Objectives Basin Plan Amendment
- Clean Water Act section 401 Water Quality Certifications
- Tijuana River TMDLs for Solid Waste and Pathogens/Bacterial Indicators
- San Diego Regional Storm Water Permit
- Carlsbad Poseidon Desalination NPDES Permit
- San Diego Bay Sediment Clean Up Projects





QUESTIONS AND DISCUSSION