

BARTKIEWICZ, KRONICK & SHANAHAN

RICHARD P. SHANAHAN
ALAN B. LILLY
RYAN S. BEZERRA
JOSHUA M. HOROWITZ
ANDREW J. RAMOS
KATRINA G. NELSON
PATRICK K. FITZGERALD

A PROFESSIONAL CORPORATION
1011 TWENTY-SECOND STREET
SACRAMENTO, CALIFORNIA 95816-4907
TEL. (916) 446-4254
FAX (916) 446-4018
EMAIL bks@bkslawfirm.com

Of Counsel

PAUL M. BARTKIEWICZ
STEPHEN A. KRONICK
JENNIFER T. BUCKMAN

May 3, 2017

VIA CALIFORNIA WATERFIX SERVICE LIST

Ms. Amy L. Aufdemberge
Assistant Regional Solicitor
Office of the Regional Solicitor
U.S. Department of the Interior
2800 Cottage Way
Sacramento, California 95825

Mr. Tripp Mizell
Senior Attorney
Office of the Chief Counsel
California Department of Water Resources
1416 Ninth Street, Room 1118-D
Sacramento, California 95814

Re: California WaterFix – Biological Assessment Modeling Results

Dear Ms. Aufdemberge and Mr. Mizell:

In your April 19, 2017 letter to the State Water Resources Control Board, you stated that the petitioners were uploading to this hearing's ftp site certain modeling files. They included the files for the July 2016 California WaterFix biological assessment's modeling, labeled as exhibit DWR-901. Via that letter, the petitioners Resources declined to authenticate certain modeling results as requested by the Sacramento Valley Water Users (SVWU) group. Your letter stated:

SVG [actually, SWVU] also included in its April 11 letter an interrogatory seeking confirmation of its Attachment, entitled "Reclamation/DWR California WaterFix Biological Assessment Modeling." As we understand it, interrogatories are not allowed in hearings before the State Water Board, and thus Petitioners will not be responding to this question. If SVG continues to have questions regarding its Attachment, those questions should be brought forth in cross-examination of the modeling witnesses.

Consistent with your letter, and to expedite upcoming cross-examination related to modeling results, please find attached exhibits deriving from petitioners' biological assessment modeling. They depict modeling results from exhibit DWR-901.

Kind regards,



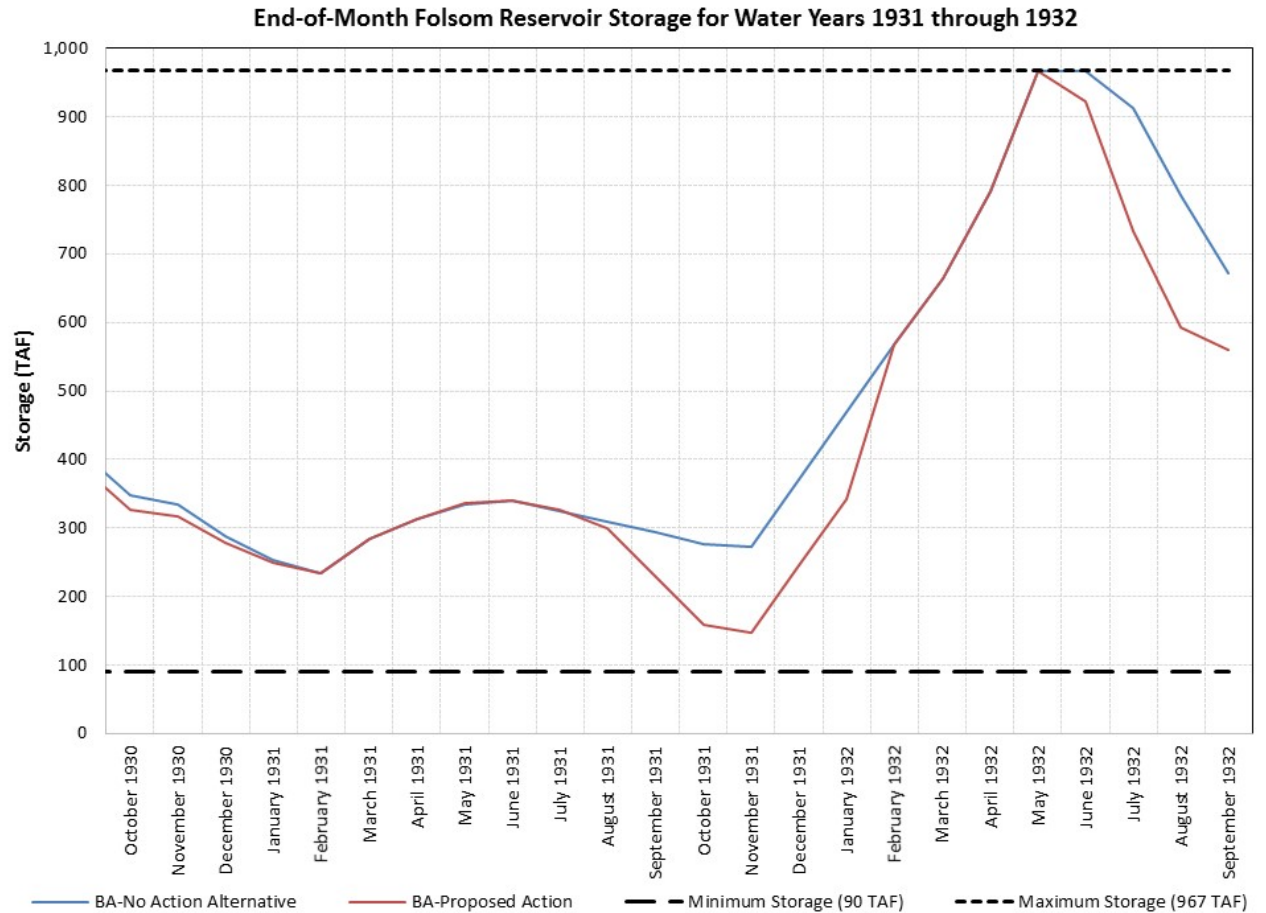
Ryan S. Bezerra

Enclosures

Cc: California WaterFix hearing service list
8618/CWF/WRC/L050317rsb USBR DWR

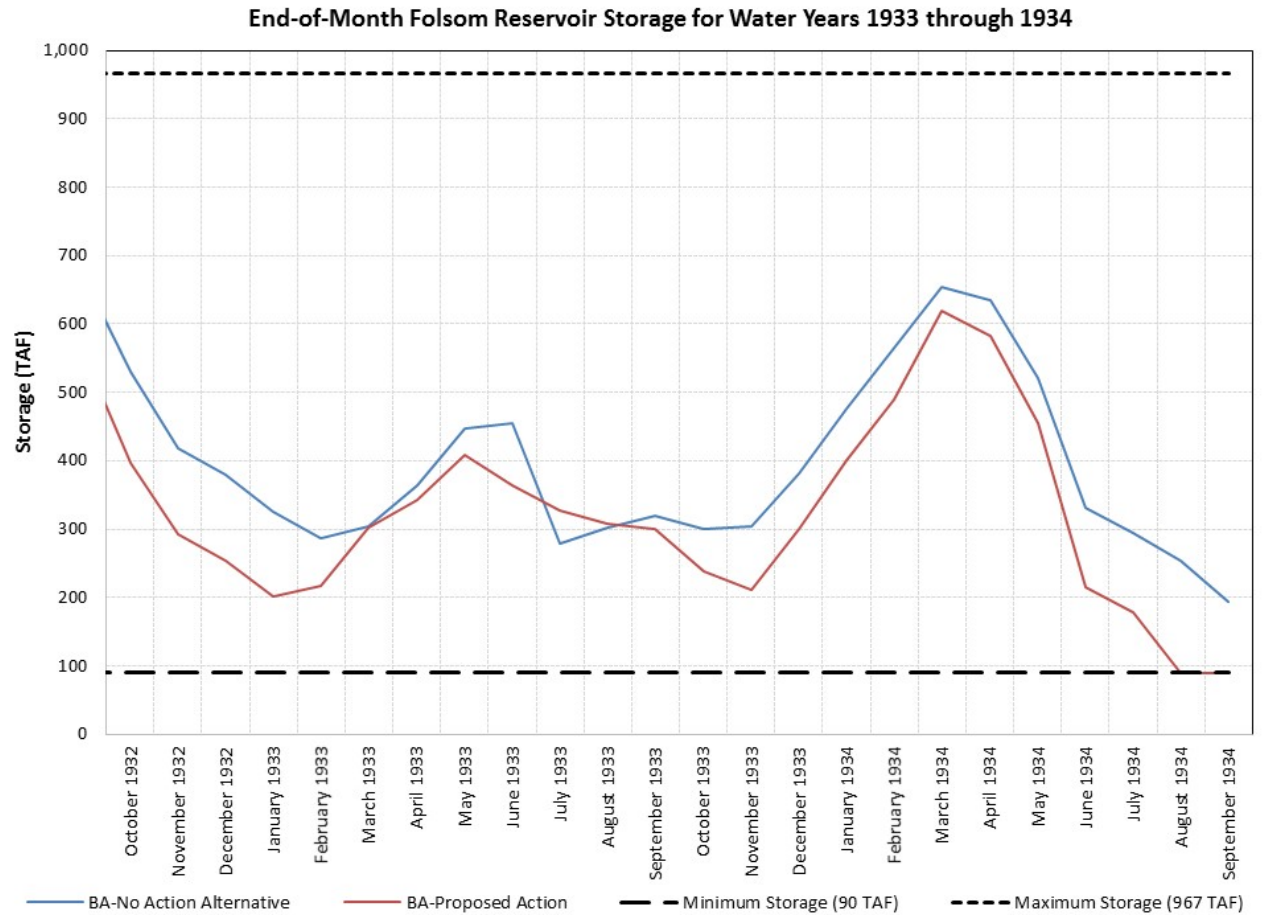
Biological Assessment – No Action v. Biological Assessment – Proposed Action Q0 (Current Climate) End-of-Month Folsom Reservoir Storage 1931-1932

Water Year Type	Month	End-of-Month Folsom Storage		Difference (TAF)
		BA-No Action Alternative (TAF)	BA-Proposed Action (TAF)	
Water Year 1931 - Critical Year	October 1930	348	327	-20
	November 1930	333	318	-16
	December 1930	288	279	-9
	January 1931	253	249	-3
	February 1931	234	235	1
	March 1931	284	284	1
	April 1931	312	313	1
	May 1931	335	335	1
	June 1931	340	341	0
	July 1931	325	326	0
	August 1931	309	300	-9
September 1931	294	229	-65	
Water Year 1932 - Dry Year	October 1931	277	159	-119
	November 1931	273	146	-127
	December 1931	370	246	-124
	January 1932	469	342	-126
	February 1932	567	567	0
	March 1932	664	664	0
	April 1932	792	792	0
	May 1932	967	967	0
	June 1932	967	922	-45
	July 1932	912	734	-178
	August 1932	785	592	-193
September 1932	672	559	-113	



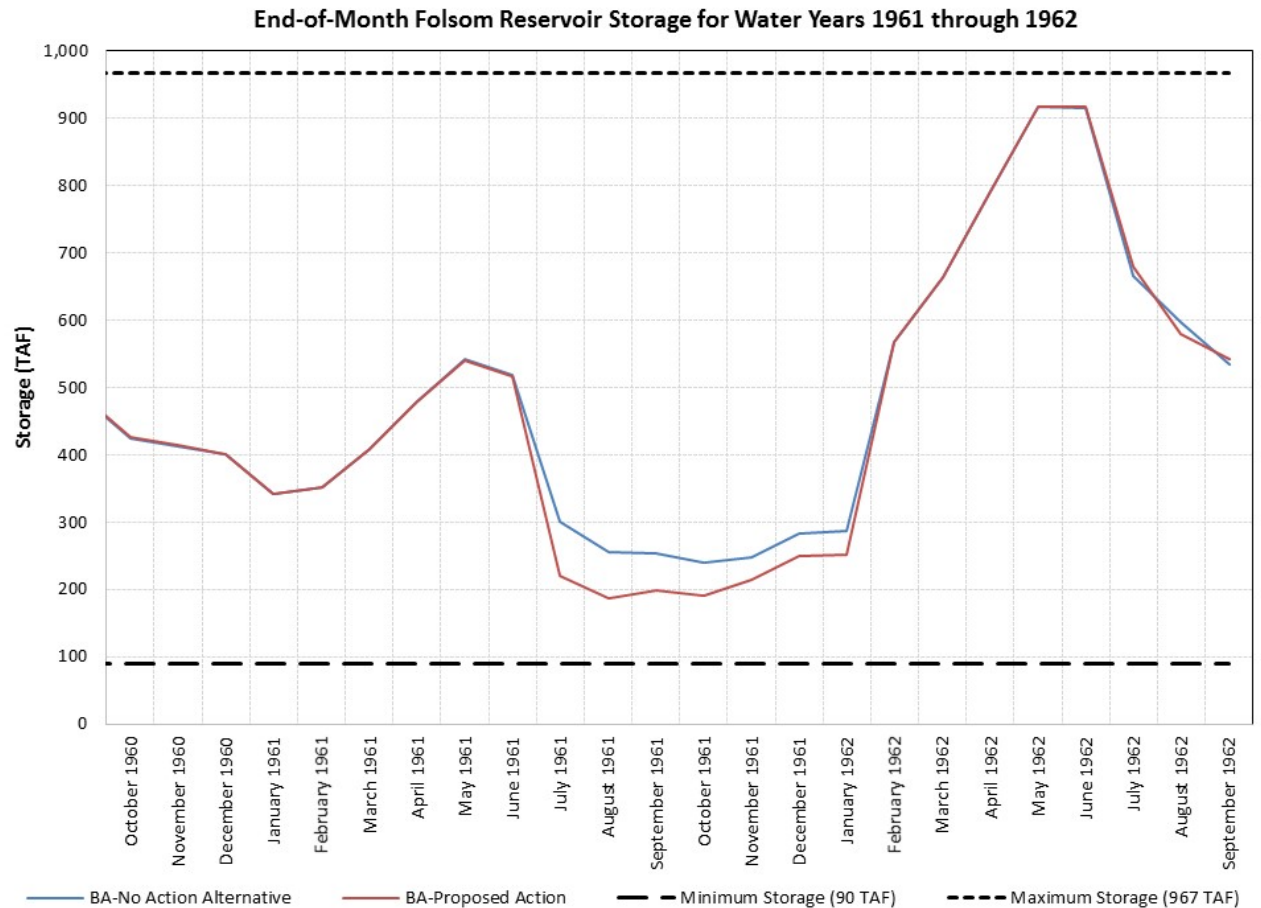
Biological Assessment – No Action v. Biological Assessment – Proposed Action Q0 (Current Climate) End-of-Month Folsom Reservoir Storage 1933-1934

Water Year Type	Month	End-of-Month Folsom Storage		Difference (TAF)
		BA-No Action Alternative (TAF)	BA-Proposed Action (TAF)	
Water Year 1933 - Critical Year	October 1932	530	397	-133
	November 1932	417	291	-126
	December 1932	379	253	-126
	January 1933	325	201	-123
	February 1933	286	218	-69
	March 1933	304	301	-3
	April 1933	364	343	-21
	May 1933	447	408	-39
	June 1933	455	364	-92
	July 1933	278	328	50
	August 1933	303	307	4
September 1933	320	300	-20	
Water Year 1934 - Critical Year	October 1933	300	239	-61
	November 1933	303	212	-92
	December 1933	382	300	-82
	January 1934	477	400	-76
	February 1934	565	490	-75
	March 1934	655	619	-36
	April 1934	634	583	-51
	May 1934	521	454	-67
	June 1934	331	216	-115
	July 1934	294	178	-116
	August 1934	254	90	-164
September 1934	194	90	-104	



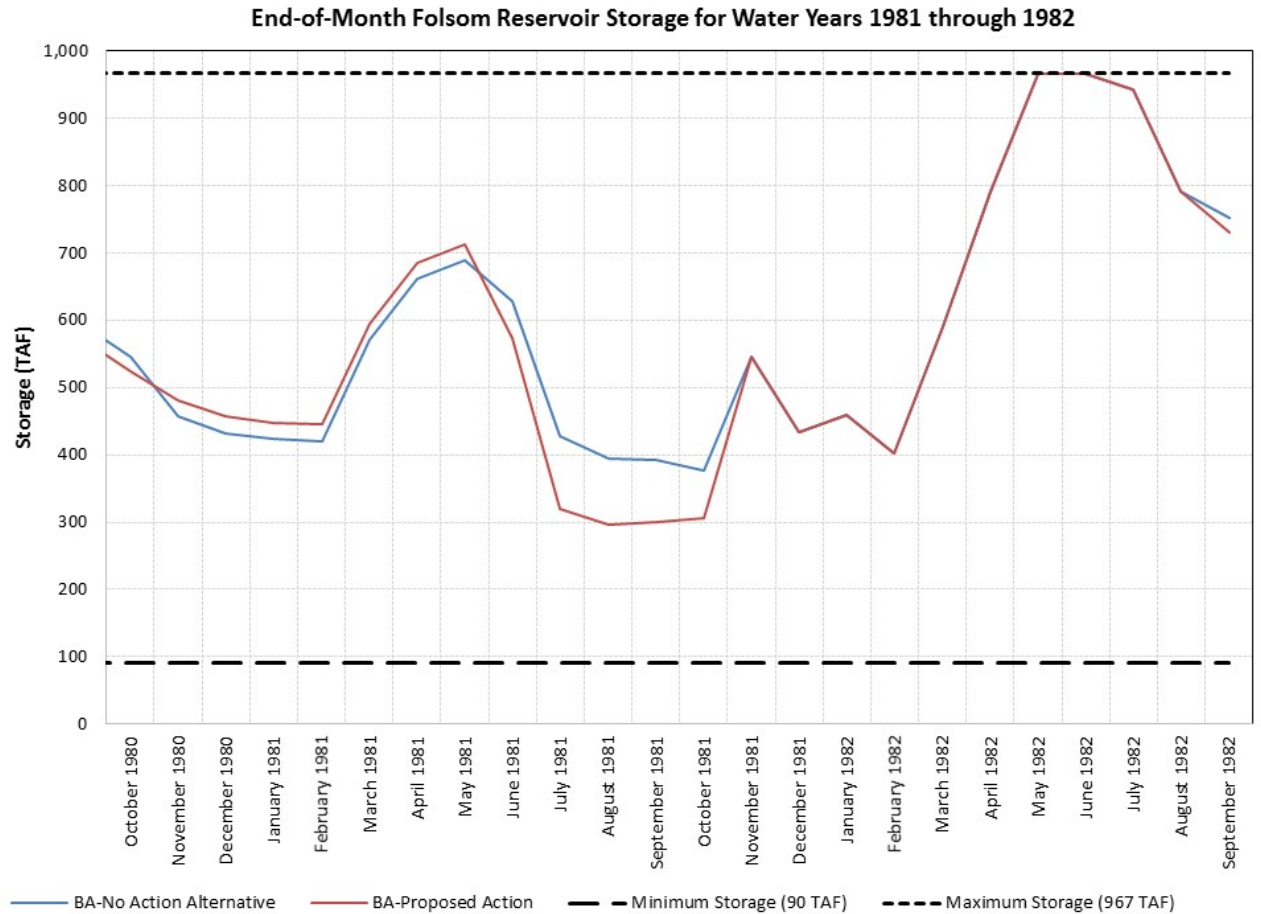
Biological Assessment – No Action v. Biological Assessment – Proposed Action Q0 (Current Climate) End-of-Month Folsom Reservoir Storage 1961-1962

Water Year Type	Month	End-of-Month Folsom Storage		Difference (TAF)
		BA-No Action Alternative (TAF)	BA-Proposed Action (TAF)	
Water Year 1961 - Dry Year	October 1960	425	427	2
	November 1960	413	414	1
	December 1960	401	402	1
	January 1961	342	342	0
	February 1961	351	351	0
	March 1961	410	410	0
	April 1961	480	479	-1
	May 1961	543	541	-1
	June 1961	519	517	-2
	July 1961	300	220	-80
	August 1961	256	188	-68
September 1961	253	200	-54	
Water Year 1962 - Below Normal Year	October 1961	240	190	-50
	November 1961	249	215	-34
	December 1961	283	249	-34
	January 1962	287	252	-35
	February 1962	567	567	0
	March 1962	664	664	0
	April 1962	792	792	0
	May 1962	916	917	0
	June 1962	916	917	1
	July 1962	666	679	13
	August 1962	598	580	-17
September 1962	535	543	8	



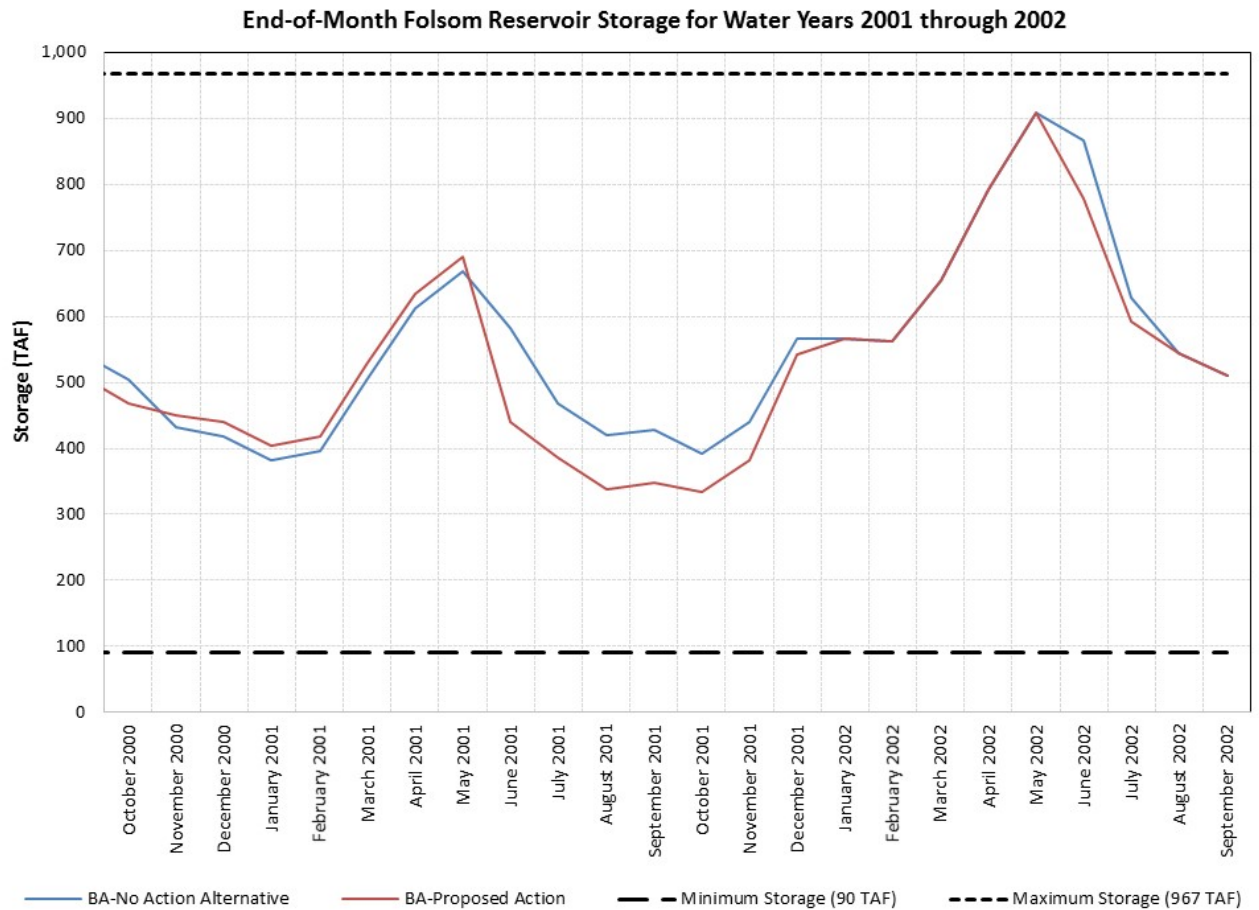
Biological Assessment – No Action v. Biological Assessment – Proposed Action Q0 (Current Climate) End-of-Month Folsom Reservoir Storage 1981-1982

Water Year Type	Month	End-of-Month Folsom Storage		Difference (TAF)
		BA-No Action Alternative (TAF)	BA-Proposed Action (TAF)	
Water Year 1981 - Dry Year	October 1980	546	524	-21
	November 1980	457	481	24
	December 1980	432	456	24
	January 1981	424	448	24
	February 1981	421	445	24
	March 1981	570	594	24
	April 1981	662	685	23
	May 1981	690	712	22
	June 1981	629	574	-55
	July 1981	427	320	-108
	August 1981	394	296	-98
September 1981	392	300	-93	
Water Year 1982 - Wet Year	October 1981	376	306	-70
	November 1981	546	546	0
	December 1981	433	433	0
	January 1982	459	459	0
	February 1982	402	402	0
	March 1982	590	590	0
	April 1982	792	792	0
	May 1982	967	967	0
	June 1982	967	967	0
	July 1982	942	942	0
	August 1982	792	792	0
September 1982	752	731	-21	



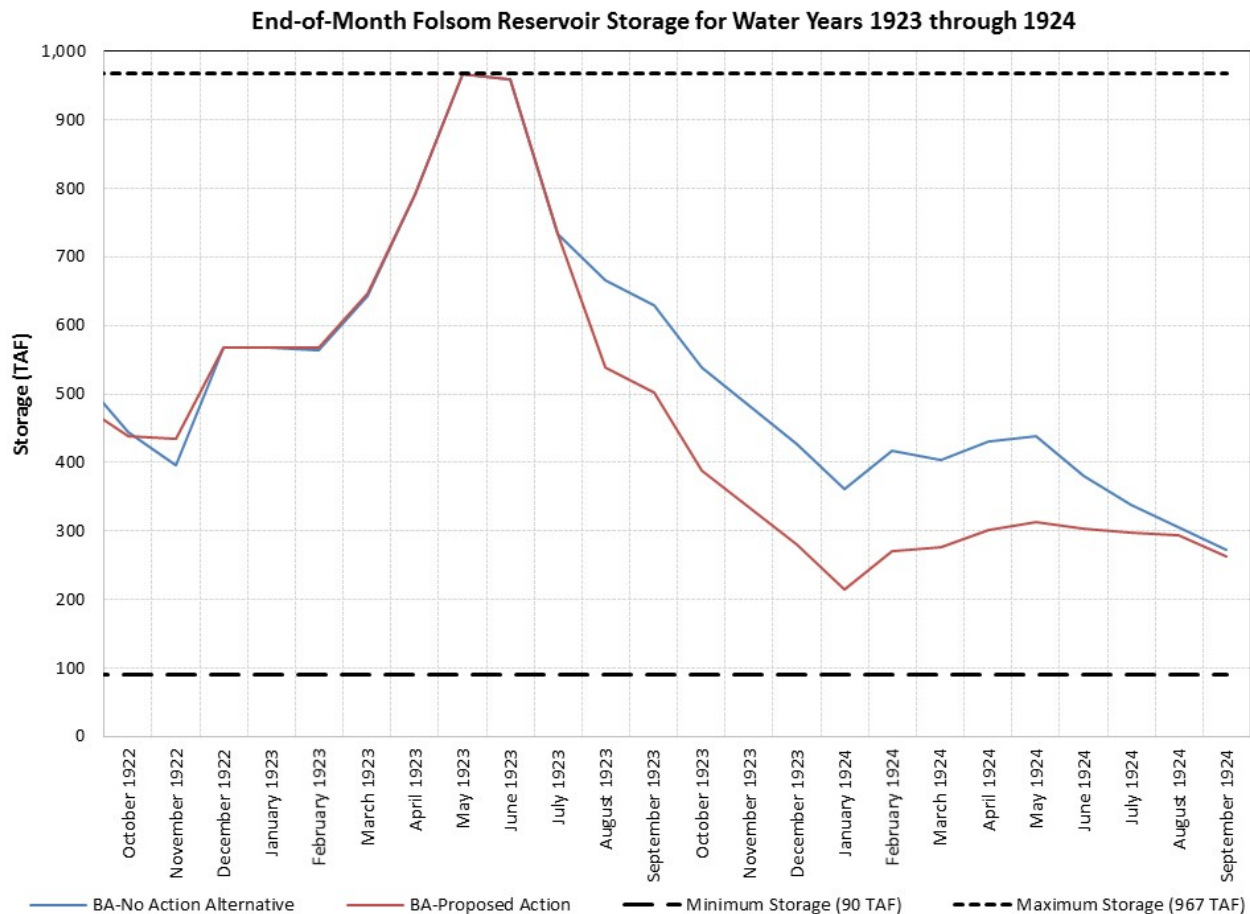
Biological Assessment – No Action v. Biological Assessment – Proposed Action Q0 (Current Climate) End-of-Month Folsom Reservoir Storage 2001-2002

Water Year Type	Month	End-of-Month Folsom Storage		Difference (TAF)
		BA-No Action Alternative (TAF)	BA-Proposed Action (TAF)	
Water Year 2001 - Dry Year	October 2000	504	469	-35
	November 2000	432	451	19
	December 2000	419	439	20
	January 2001	383	404	21
	February 2001	396	418	22
	March 2001	507	529	22
	April 2001	612	634	22
	May 2001	668	690	22
	June 2001	581	440	-141
	July 2001	468	385	-83
	August 2001	420	338	-82
September 2001	429	347	-82	
Water Year 2002 - Dry Year	October 2001	392	334	-58
	November 2001	441	383	-58
	December 2001	567	543	-24
	January 2002	567	567	0
	February 2002	563	563	0
	March 2002	655	655	0
	April 2002	792	792	0
	May 2002	909	909	0
	June 2002	867	778	-89
	July 2002	628	592	-36
	August 2002	545	545	0
September 2002	511	511	0	



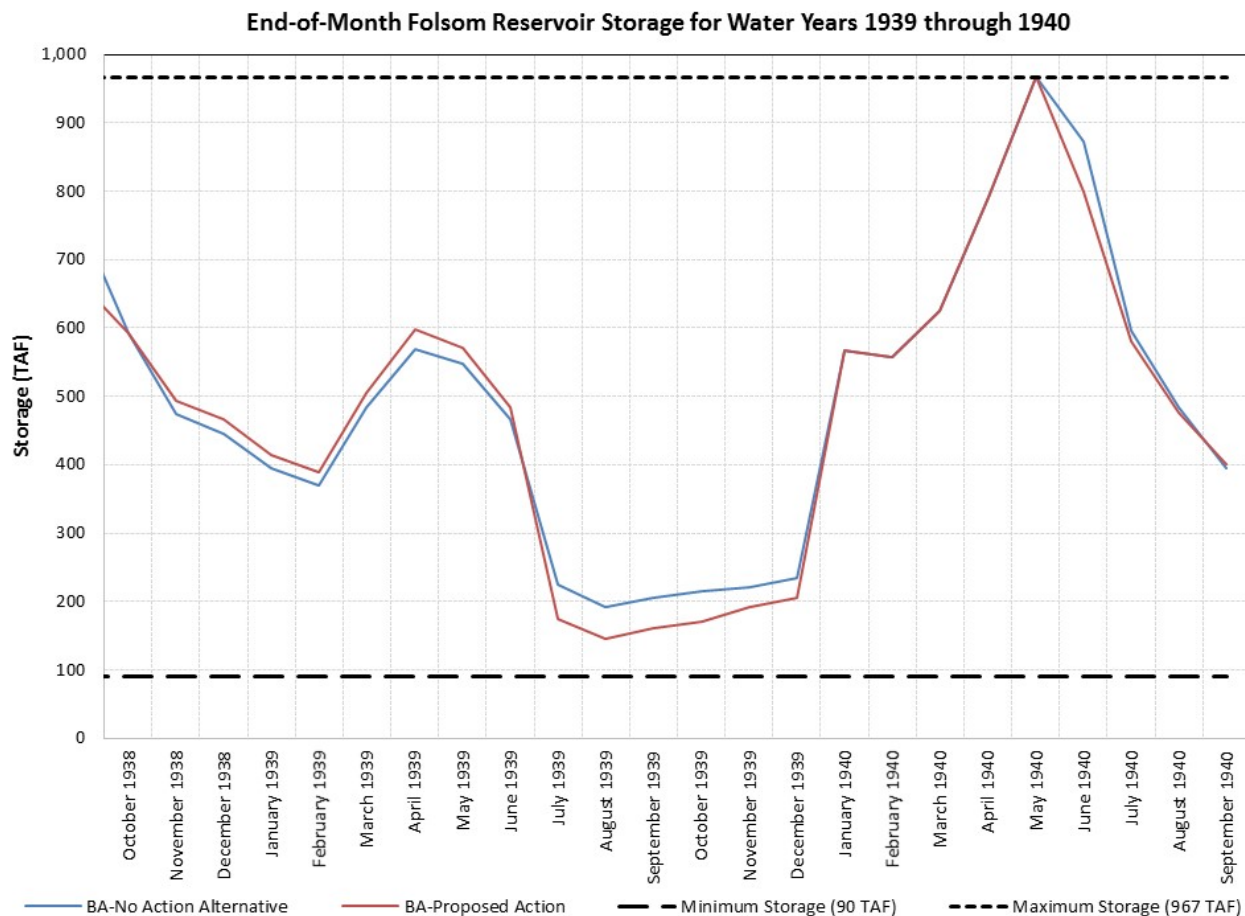
Biological Assessment – No Action v. Biological Assessment – Proposed Action Q5 (Central Tendency Climate) End-of-Month Folsom Reservoir Storage 1923-1924

Water Year Type	Month	End-of-Month Folsom Storage		Difference (TAF)
		BA-No Action Alternative (TAF)	BA-Proposed Action (TAF)	
Water Year 1923 - Below Normal Year	October 1922	445	438	-7
	November 1922	396	435	38
	December 1922	567	567	0
	January 1923	567	567	0
	February 1923	564	567	3
	March 1923	643	646	3
	April 1923	792	792	0
	May 1923	967	967	0
	June 1923	960	960	0
	July 1923	733	733	0
	August 1923	667	538	-128
September 1923	629	501	-128	
Water Year 1924 - Critical Year	October 1923	538	389	-149
	November 1923	482	335	-147
	December 1923	426	280	-147
	January 1924	361	214	-147
	February 1924	418	271	-146
	March 1924	405	276	-129
	April 1924	432	302	-130
	May 1924	438	314	-124
	June 1924	381	303	-78
	July 1924	339	298	-41
	August 1924	306	294	-12
September 1924	273	264	-9	



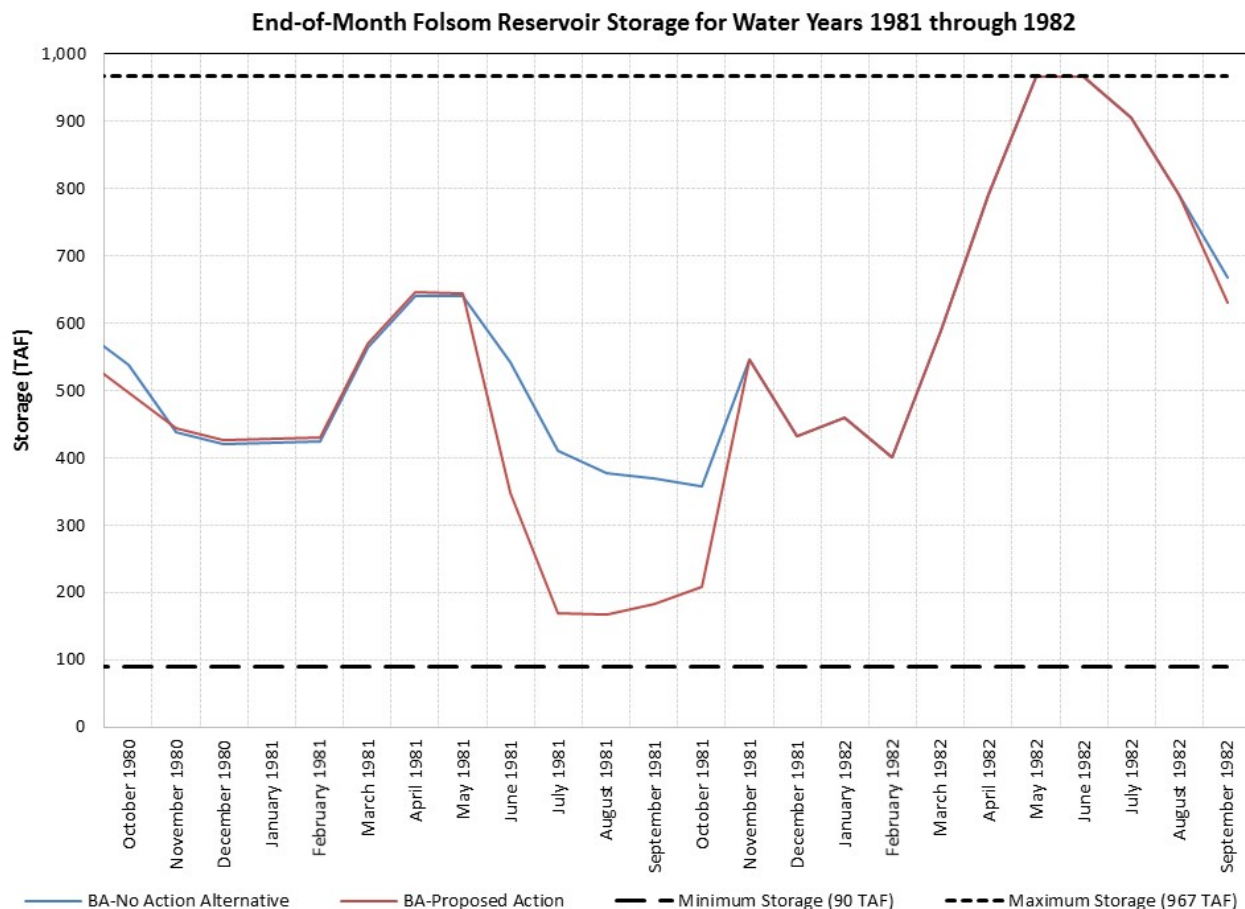
Biological Assessment – No Action v. Biological Assessment – Proposed Action Q5 (Central Tendency Climate) End-of-Month Folsom Reservoir Storage 1939-1940

Water Year Type	Month	End-of-Month Folsom Storage		Difference (TAF)
		BA-No Action Alternative (TAF)	BA-Proposed Action (TAF)	
Water Year 1939 - Below Normal Year	October 1938	592	592	0
	November 1938	474	494	20
	December 1938	446	466	20
	January 1939	395	415	20
	February 1939	369	389	20
	March 1939	484	504	20
	April 1939	570	598	28
	May 1939	548	570	23
	June 1939	466	485	18
	July 1939	225	174	-51
	August 1939	191	145	-46
September 1939	205	160	-45	
Water Year 1940 - Above Normal Year	October 1939	215	170	-45
	November 1939	220	191	-29
	December 1939	235	206	-29
	January 1940	567	567	0
	February 1940	557	557	0
	March 1940	626	626	0
	April 1940	792	792	0
	May 1940	967	967	0
	June 1940	873	800	-73
	July 1940	597	580	-17
	August 1940	484	477	-7
September 1940	396	401	6	



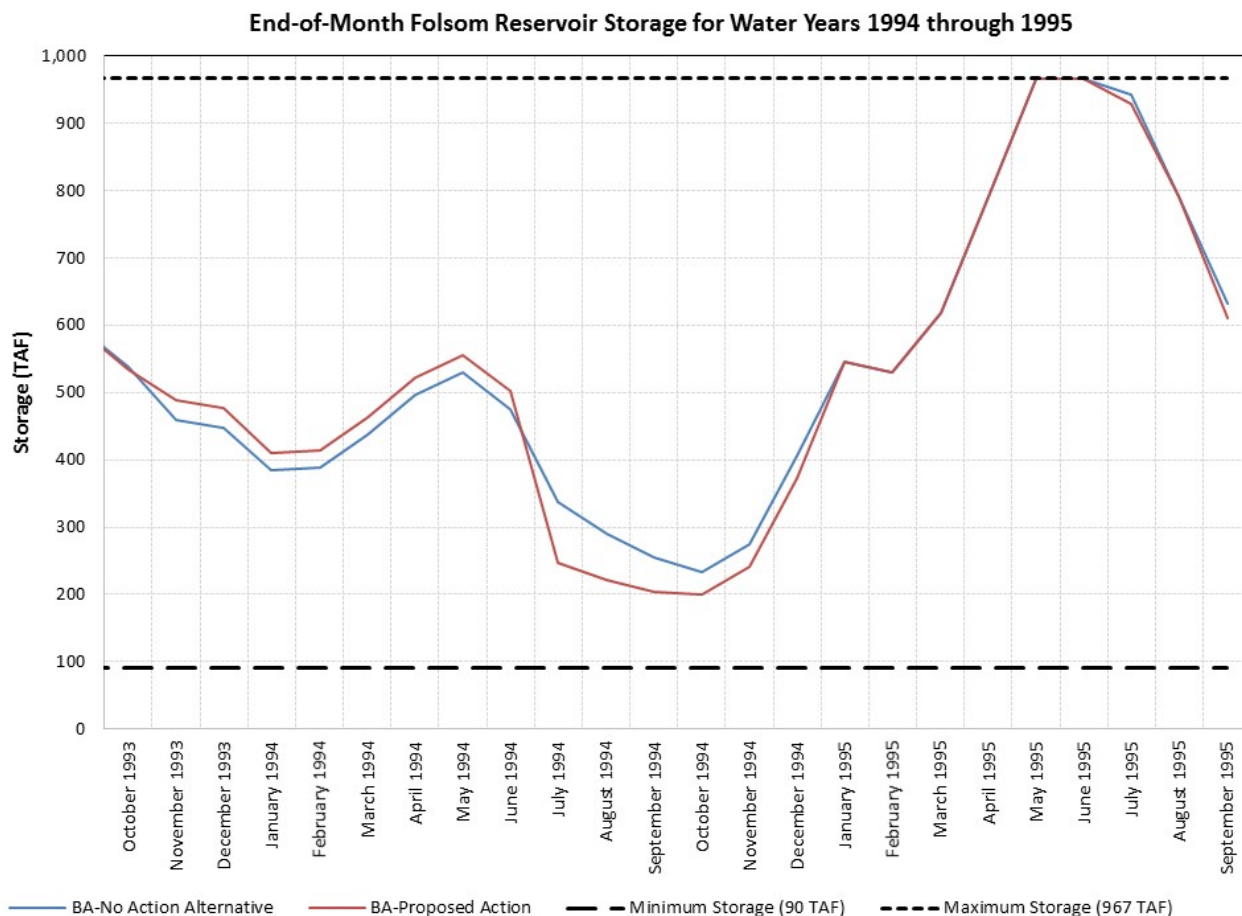
Biological Assessment – No Action v. Biological Assessment – Proposed Action Q5 (Central Tendency Climate) End-of-Month Folsom Reservoir Storage 1981-1982

Water Year Type	Month	End-of-Month Folsom Storage		Difference (TAF)
		BA-No Action Alternative (TAF)	BA-Proposed Action (TAF)	
Water Year 1981 - Dry Year	October 1980	538	496	-42
	November 1980	437	444	6
	December 1980	420	426	6
	January 1981	423	429	6
	February 1981	425	431	6
	March 1981	563	569	6
	April 1981	641	646	5
	May 1981	640	645	5
	June 1981	542	349	-193
	July 1981	411	169	-242
	August 1981	377	168	-208
September 1981	370	184	-187	
Water Year 1982 - Wet Year	October 1981	358	208	-150
	November 1981	546	546	0
	December 1981	433	433	0
	January 1982	459	459	0
	February 1982	402	402	0
	March 1982	590	590	0
	April 1982	792	792	0
	May 1982	967	967	0
	June 1982	967	967	0
	July 1982	905	905	0
	August 1982	792	792	0
September 1982	667	631	-37	



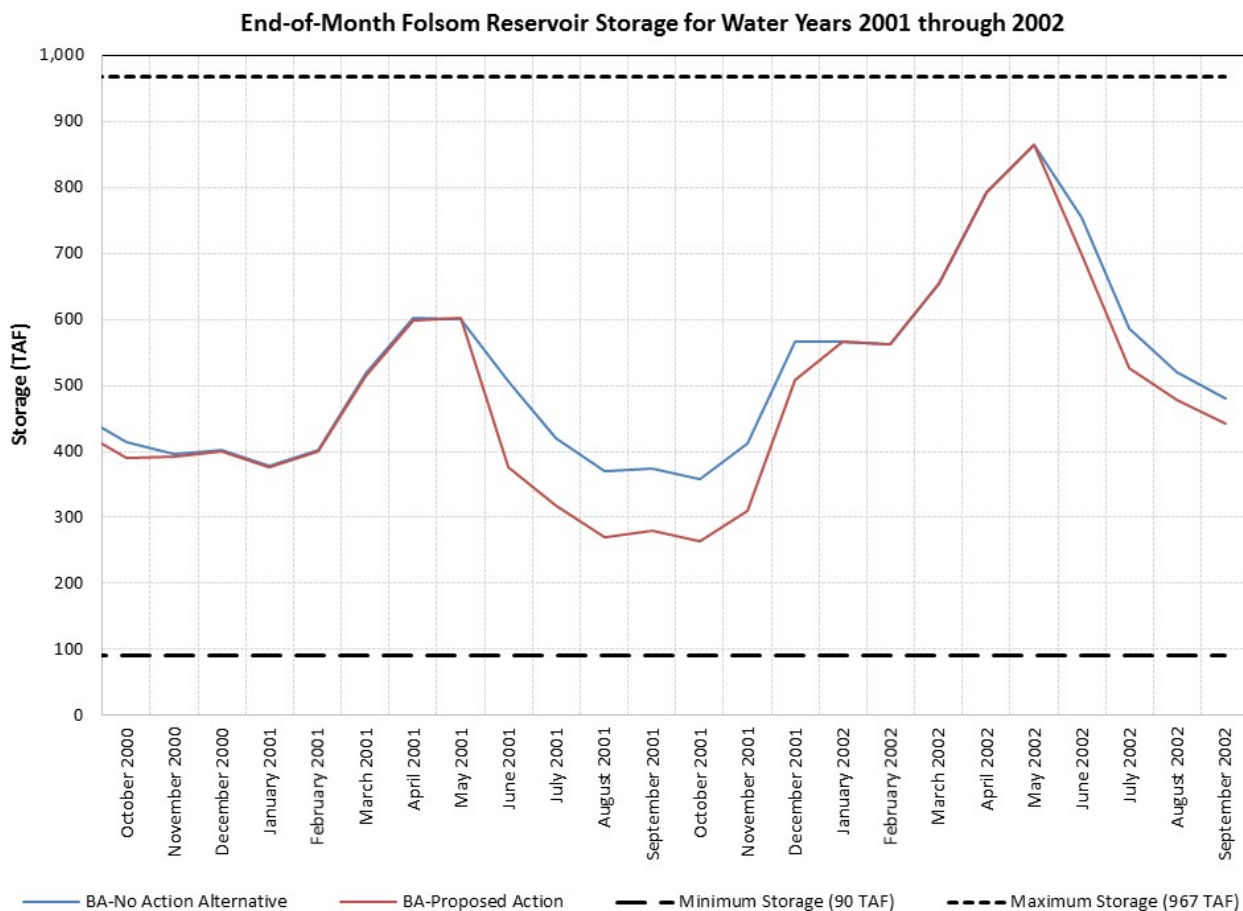
Biological Assessment – No Action v. Biological Assessment – Proposed Action Q5 (Central Tendency Climate) End-of-Month Folsom Reservoir Storage 1994-1995

Water Year Type	Month	End-of-Month Folsom Storage		Difference (TAF)
		BA-No Action Alternative (TAF)	BA-Proposed Action (TAF)	
Water Year 1994 - Critical Year	October 1993	537	535	-2
	November 1993	459	488	29
	December 1993	448	476	28
	January 1994	384	411	27
	February 1994	388	414	26
	March 1994	437	463	26
	April 1994	497	522	25
	May 1994	530	555	25
	June 1994	475	502	27
	July 1994	338	248	-90
	August 1994	291	221	-70
September 1994	255	205	-50	
Water Year 1995 - Wet Year	October 1994	233	200	-33
	November 1994	274	241	-33
	December 1994	407	373	-33
	January 1995	546	546	0
	February 1995	530	530	0
	March 1995	618	618	0
	April 1995	792	792	0
	May 1995	967	967	0
	June 1995	967	967	0
	July 1995	942	930	-12
	August 1995	792	792	0
September 1995	633	611	-21	



Biological Assessment – No Action v. Biological Assessment – Proposed Action Q5 (Central Tendency Climate) End-of-Month Folsom Reservoir Storage 2001-2002

Water Year Type	Month	End-of-Month Folsom Storage		Difference (TAF)
		BA-No Action Alternative (TAF)	BA-Proposed Action (TAF)	
Water Year 2001 - Dry Year	October 2000	413	390	-23
	November 2000	395	393	-3
	December 2000	403	400	-3
	January 2001	379	376	-3
	February 2001	402	399	-3
	March 2001	518	514	-3
	April 2001	602	598	-4
	May 2001	600	601	1
	June 2001	506	376	-130
	July 2001	420	318	-101
	August 2001	370	271	-99
September 2001	375	280	-95	
Water Year 2002 - Dry Year	October 2001	358	263	-95
	November 2001	412	310	-102
	December 2001	567	508	-59
	January 2002	567	567	0
	February 2002	563	563	0
	March 2002	655	655	0
	April 2002	792	792	0
	May 2002	865	864	-1
	June 2002	755	698	-57
	July 2002	587	527	-59
	August 2002	520	479	-41
September 2002	481	441	-40	



STATEMENT OF SERVICE

**CALIFORNIA WATERFIX PETITION HEARING
Department of Water Resources and U.S. Bureau of Reclamation (Petitioners)**

I hereby certify that I have this day submitted to the State Water Resources Control Board and caused a true and correct copy of the following document(s):

California WaterFix Hearing – Biological Assessment Modeling Results

to be served **by Electronic Mail** (email) upon the parties listed in Table 1 of the Current Service List for the California WaterFix Petition hearing, dated March 30, 2017, posted by the State Water Resources Control Board at

http://www.waterboards.ca.gov/waterrights/water_issues/programs/bay_delta/california_waterfix/service_list.shtml:

I certify that the foregoing is true and correct and that this document was executed on May 3, 2017.

Signature: 

Name: Terry M. Olson

Title: Legal Assistant

Party/Affiliation: Cities of Folsom, Roseville, Sacramento Suburban Water District, San Juan Water District

Address: 1011 22nd Street
Sacramento, CA 95816