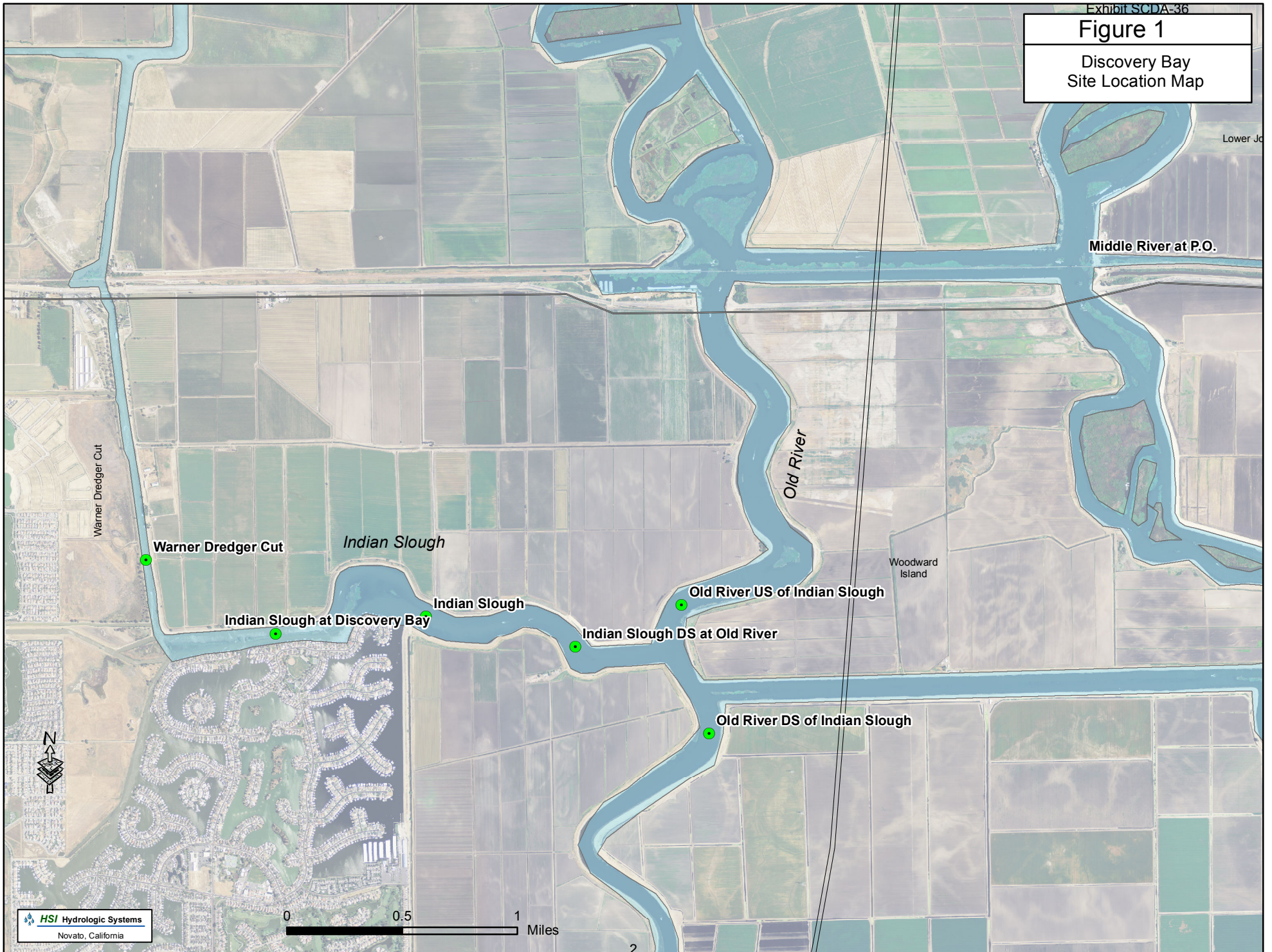


## Sites Analyzed For Discovery Bay

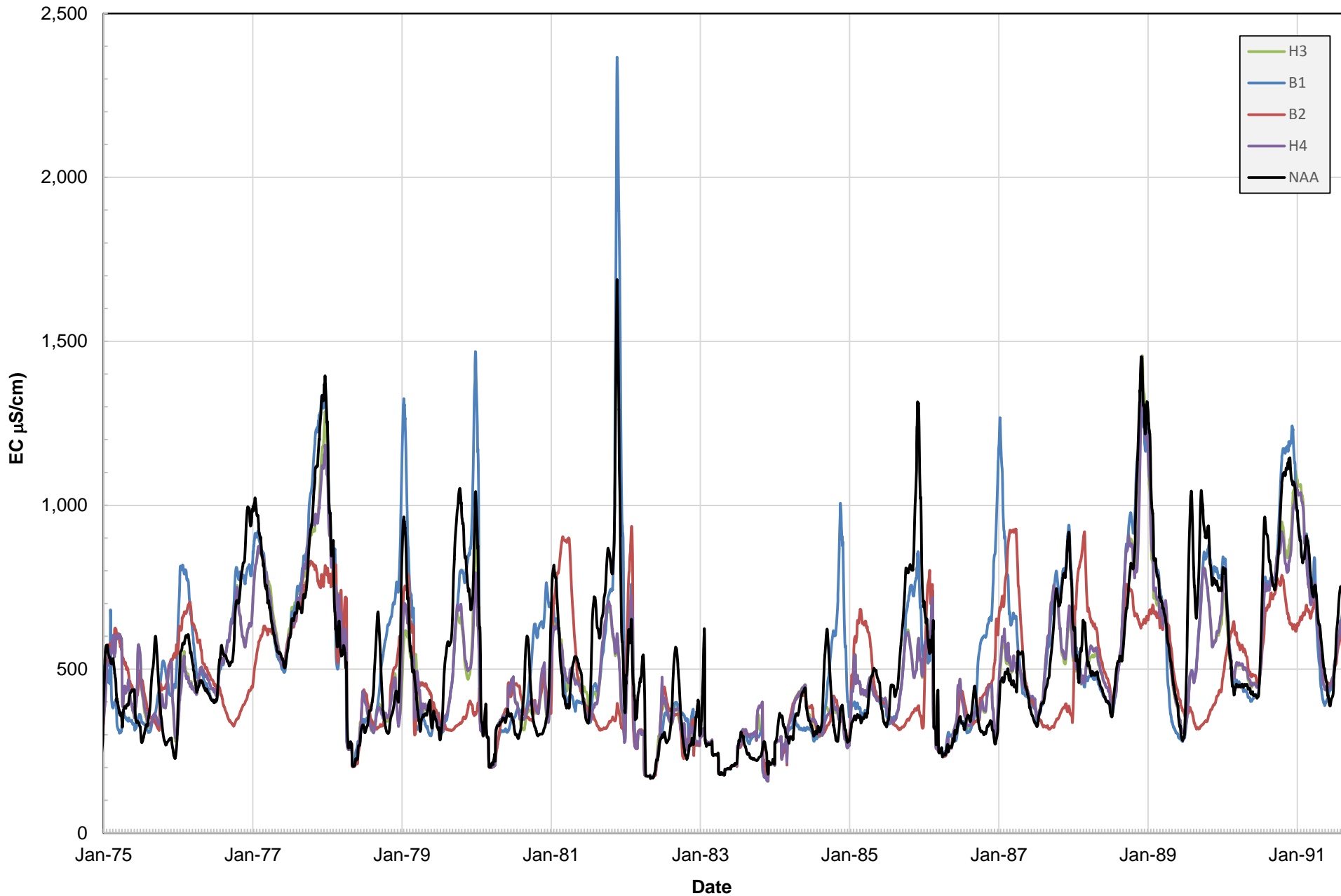
<b>Table 1 Detailed Analysis Locations</b>			
<b>No.</b>	<b>ID</b>	<b>Location Name</b>	<b>DSM2 Channel Number</b>
11	DB1	Indian Slough at Old River	236
12	DB2	Indian Slough	237
13	DB3	Indian Slough at Discovery Bay	238
15	DB4	Warner Dredger Cut	239
16	DB5	Old River Upstream of Indian Slough	92
17	DB6	Old River Down Stream of Indian Slough	94

# Figure 1

## Discovery Bay Site Location Map

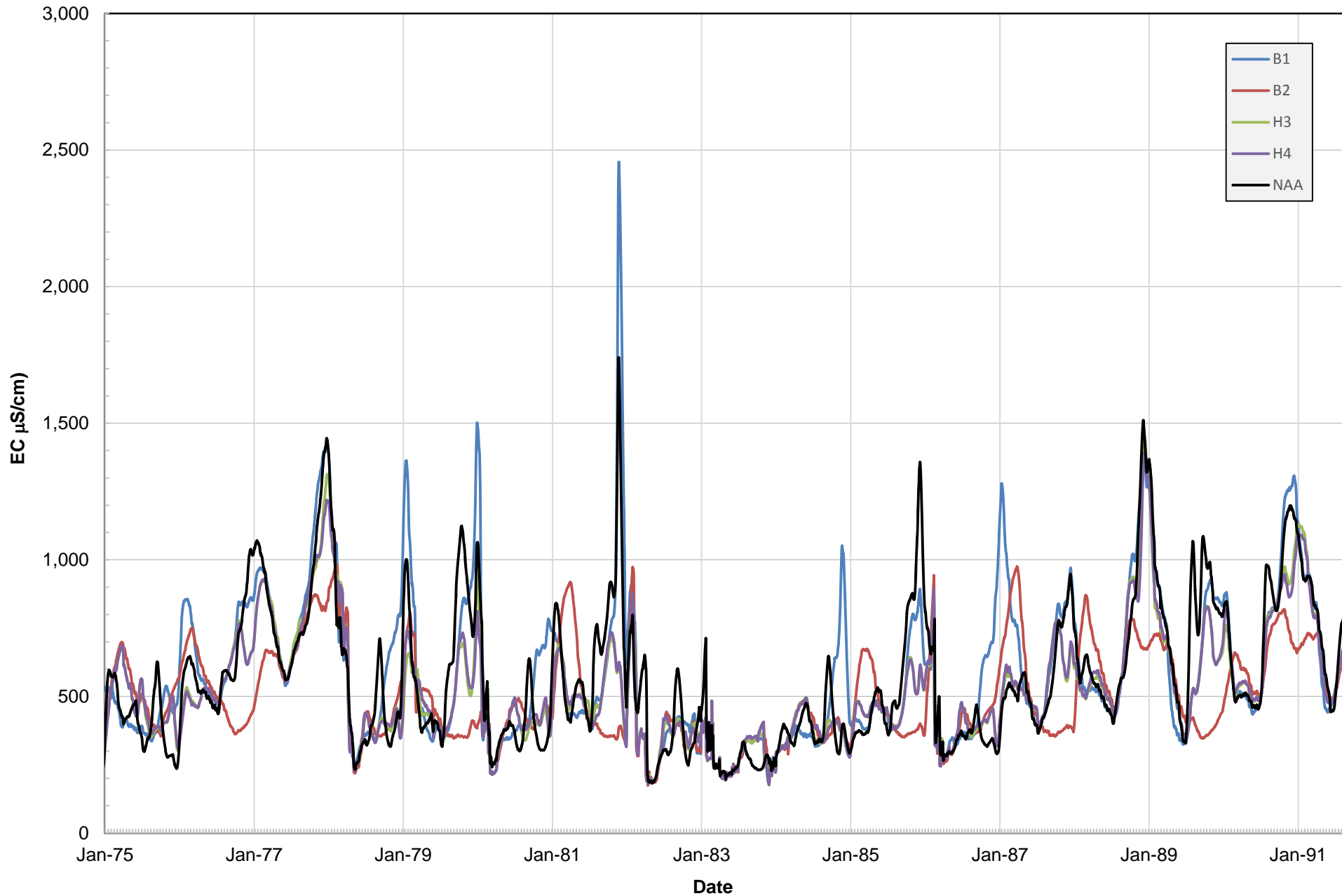


### Comparison of Daily Average EC For The Cal Water Fix Scenarios To NAA Location DB1, Indian Slough At Old River



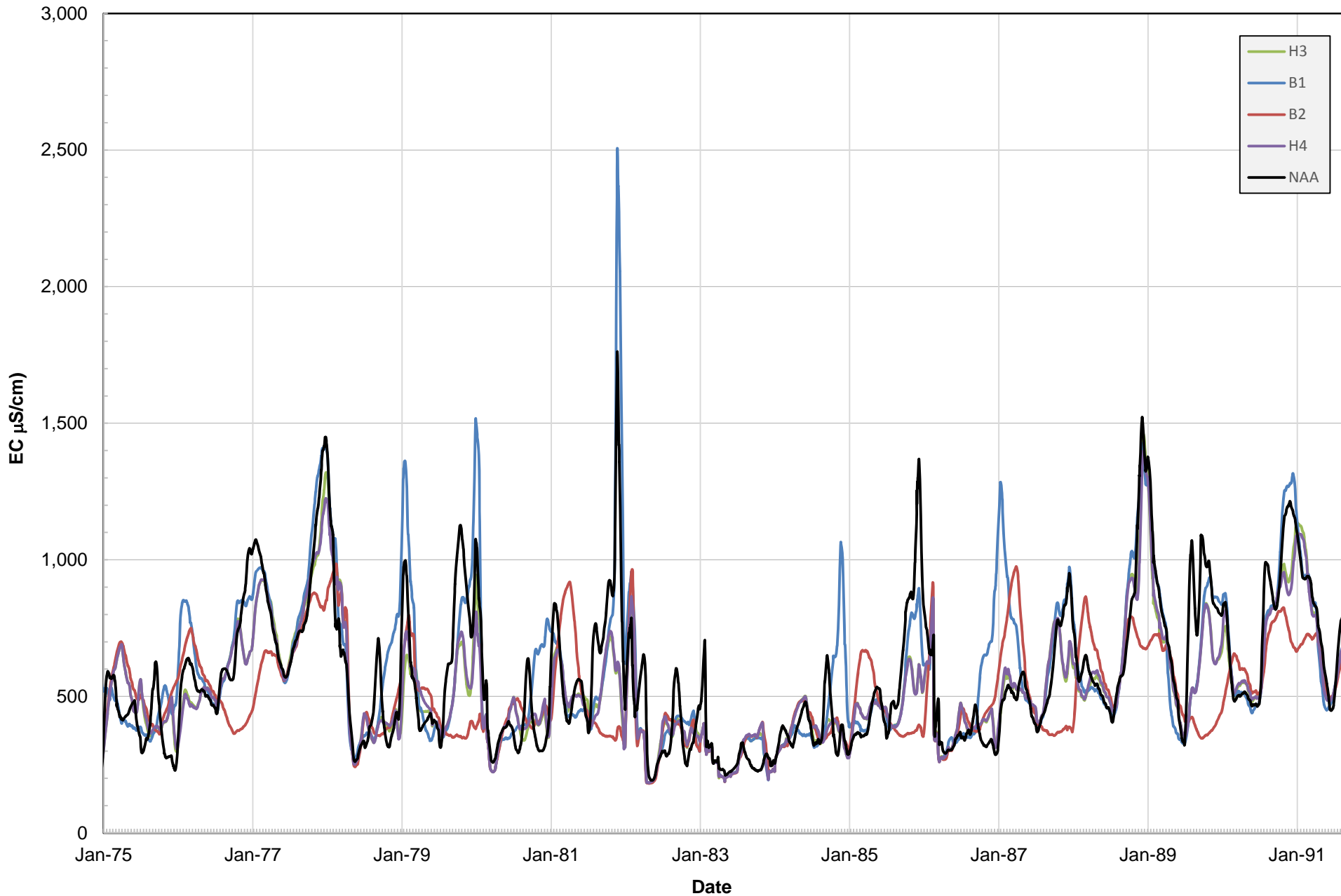


### Comparison of Daily Average EC For The Cal Water Fix Scenarios To NAA Location DB2, Indian Slough

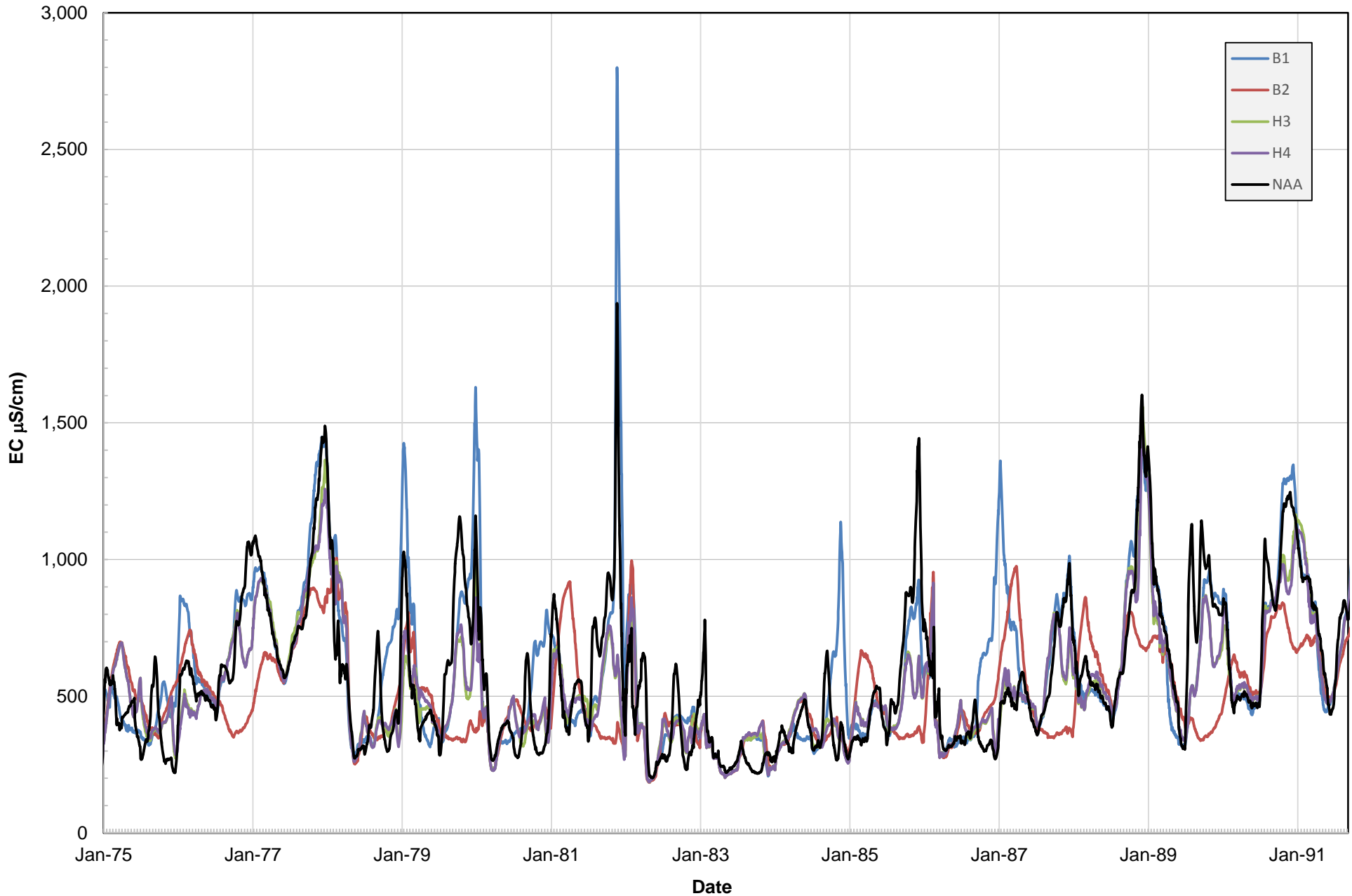




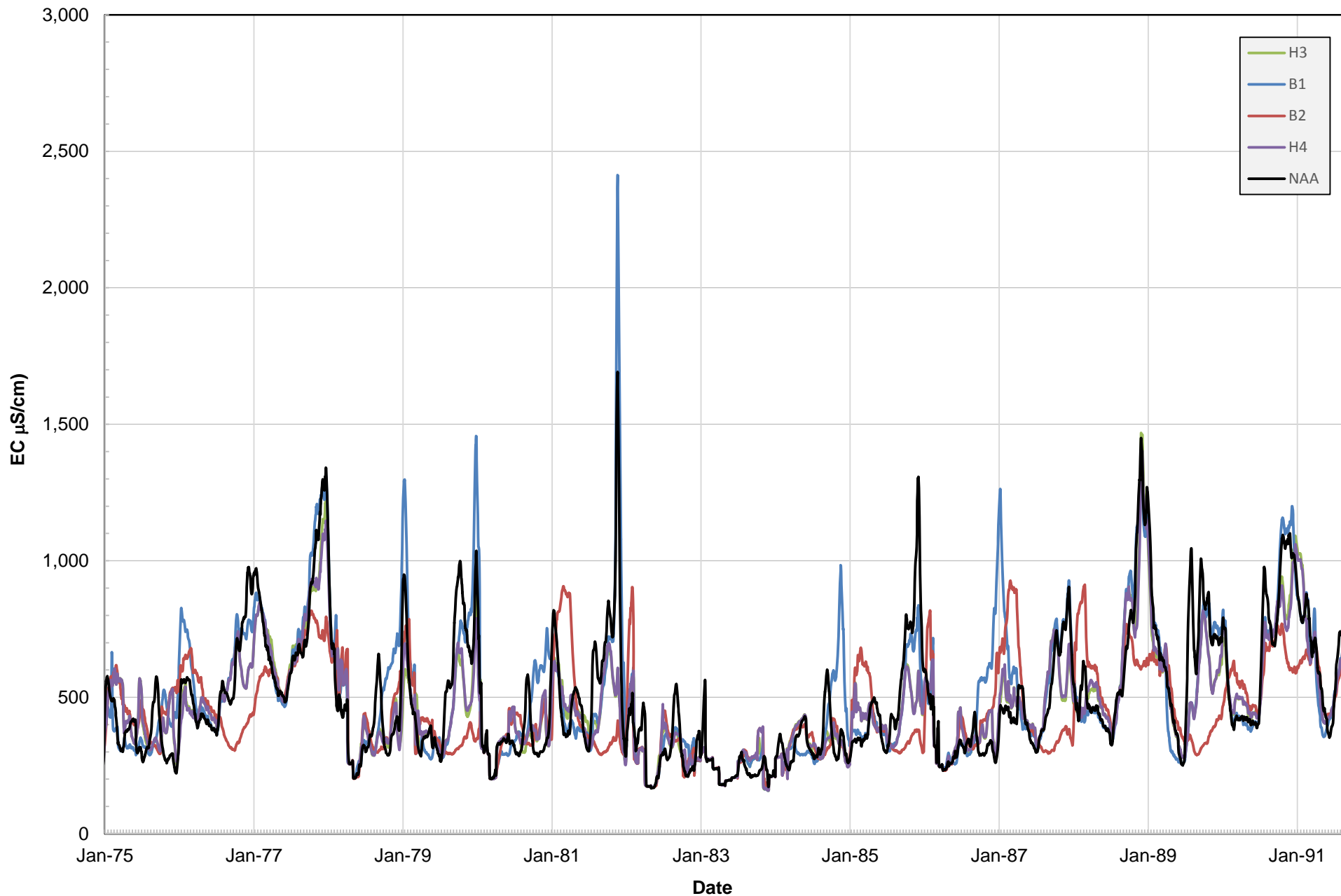
### Comparison of Daily Average EC For The Cal Water Fix Scenarios To NAA Location DB3, Indian Slough at Discovery Bay



### Comparison of Daily Average EC For The Cal Water Fix Scenarios To NAA Location DB4, Warner Dredger Cut DS of Discovery Bay

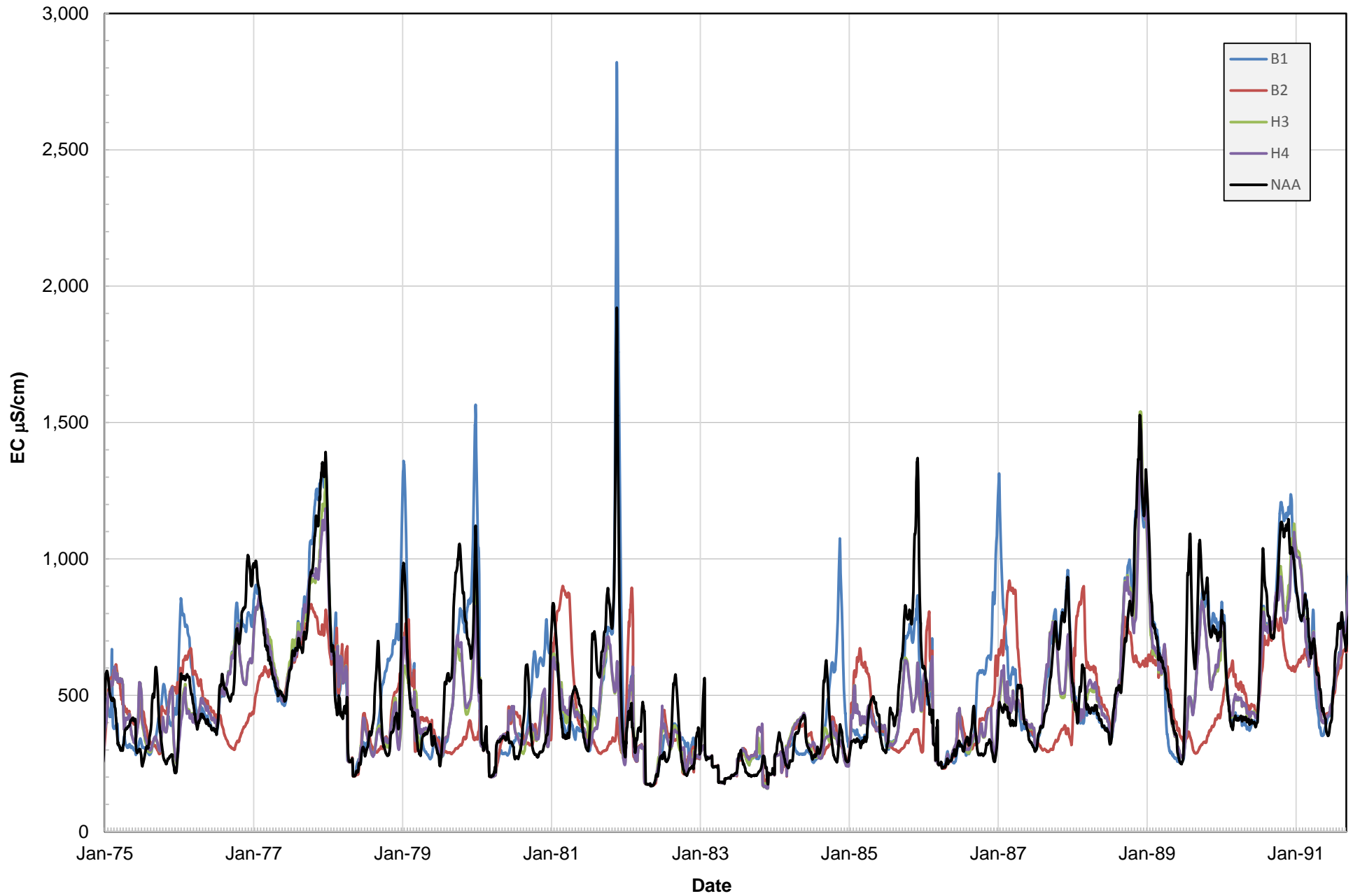


### Comparison of Daily Average EC For The Cal Water Fix Scenarios To NAA Location DB5, Old River DS of Indian Slough

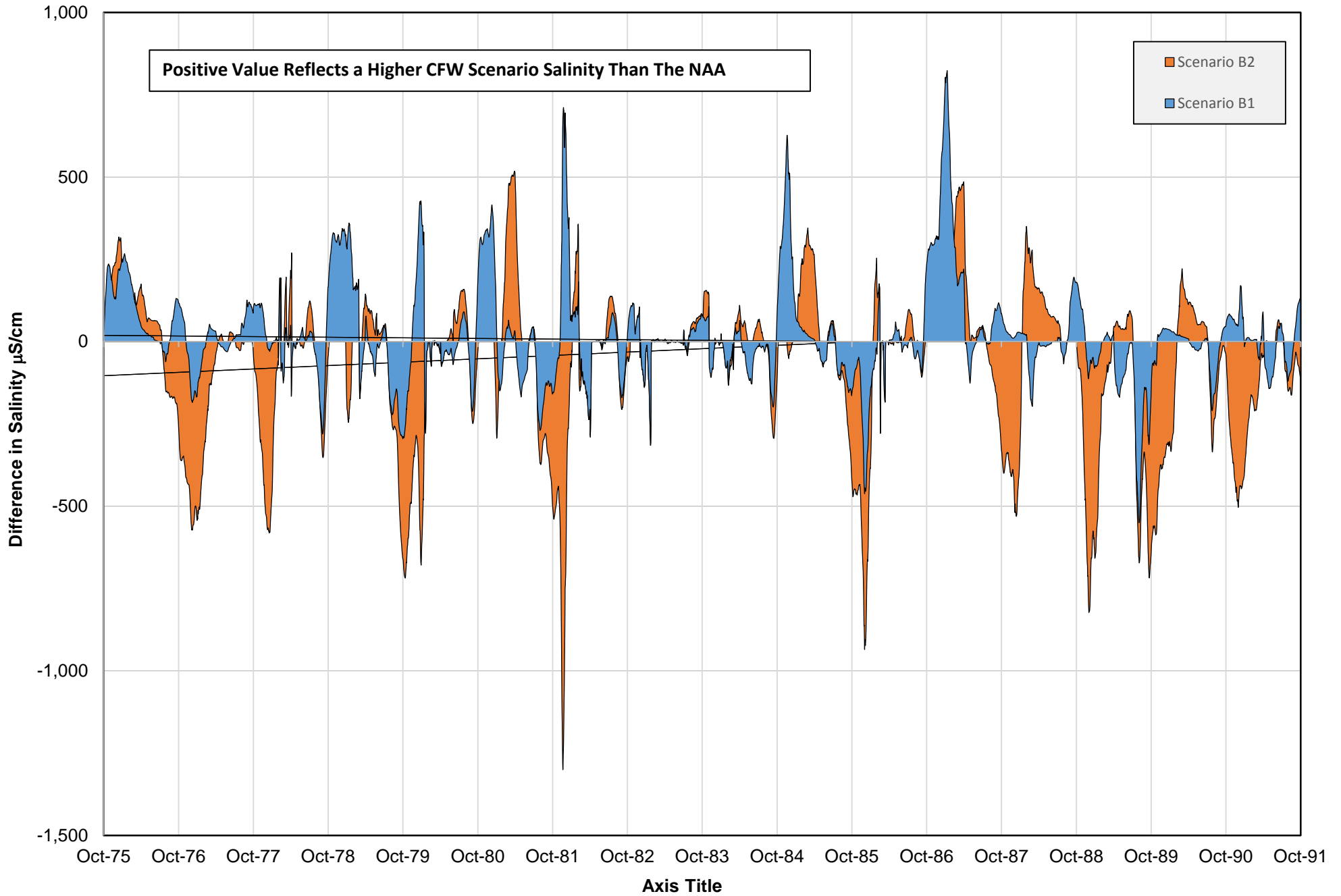




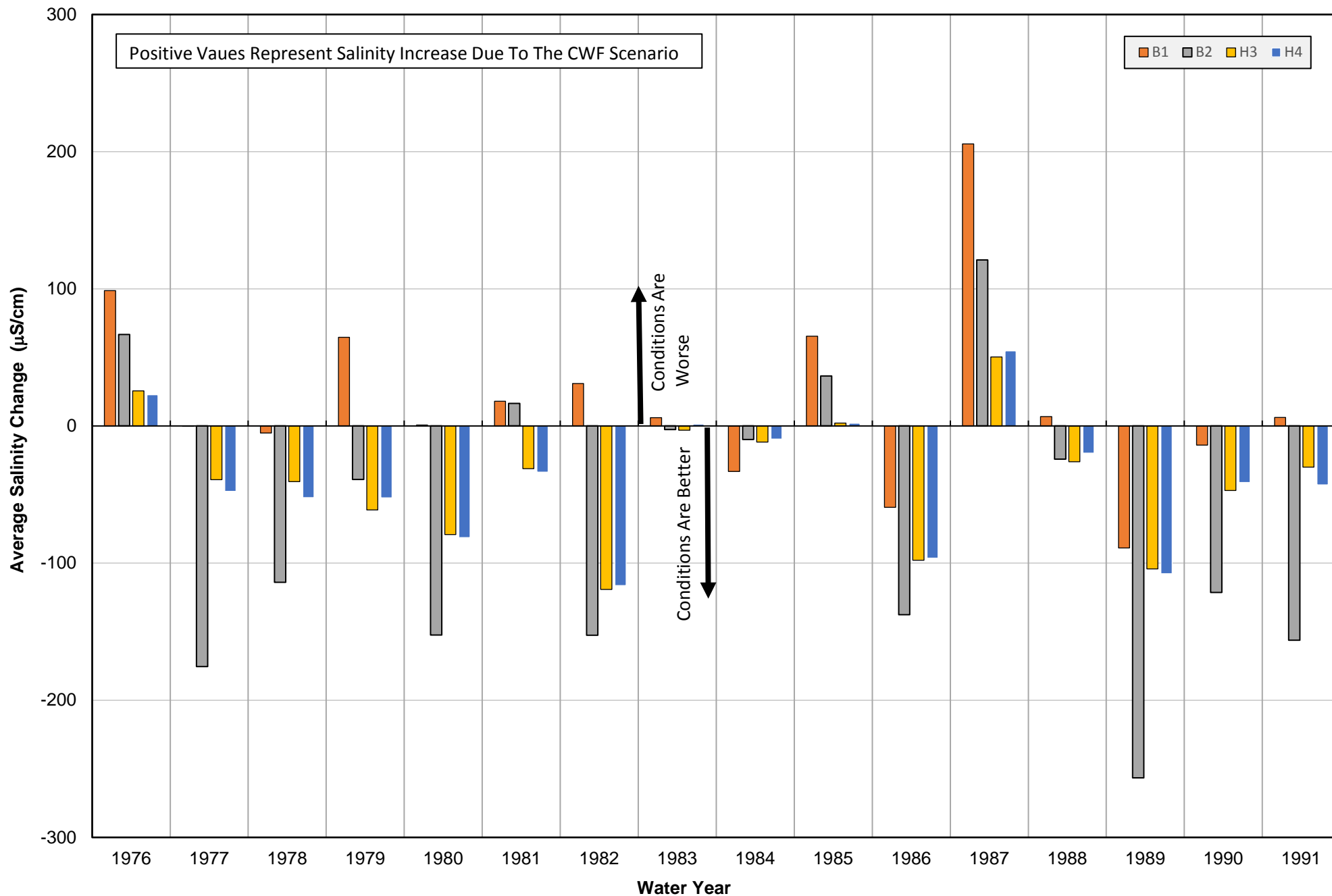
### Comparison of Daily Average EC For The Cal Water Fix Scenarios To NAA Location DB6, Old River US of Indian Slough



### Difference Between Mean Daily CWF Scenario and the NAA, Site: DB1 Indian Slough at Old River

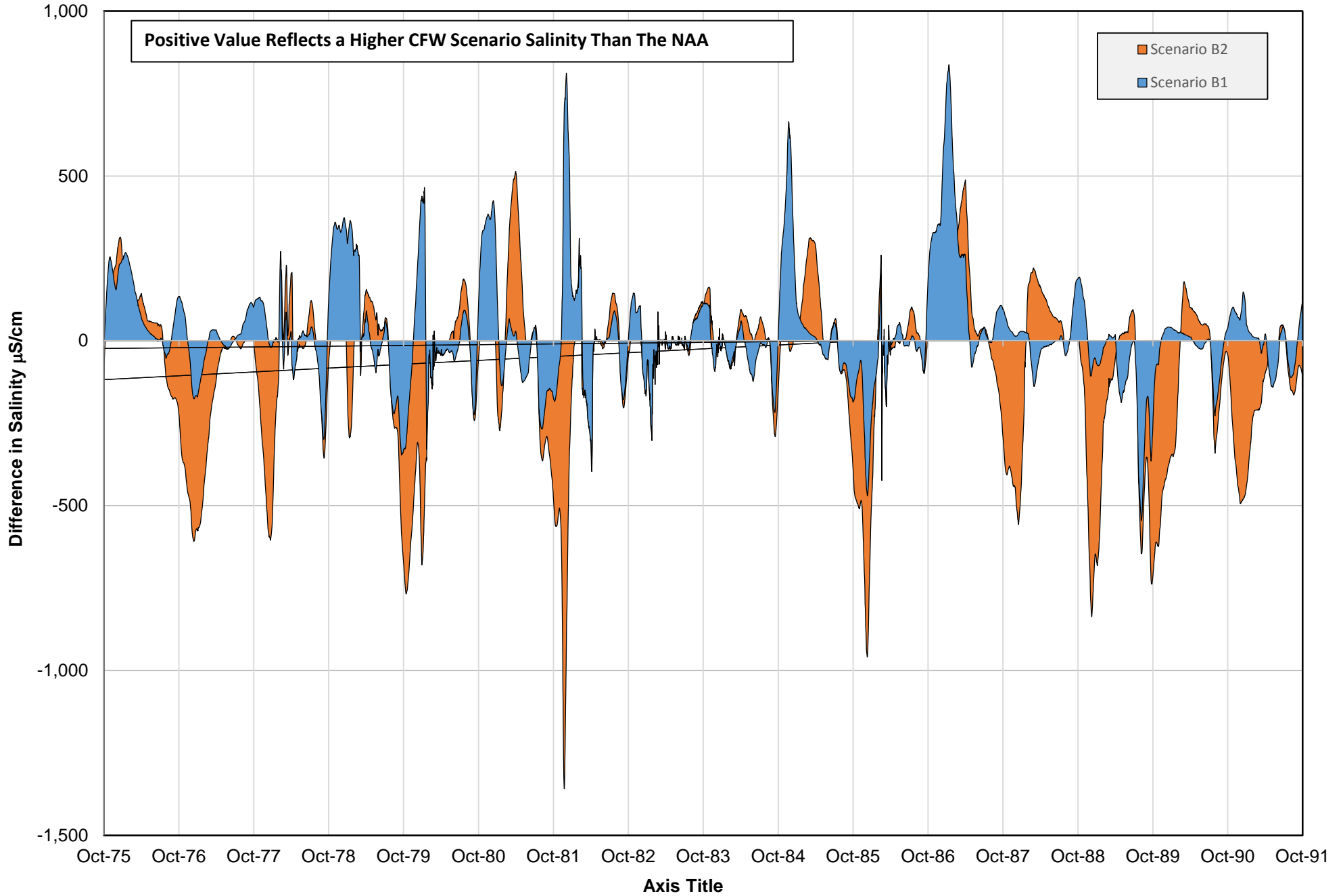


### Average Annual Salinity Change For SWF Scenarios As Compared To the NAA, Site: DB1 Indian Slough at Old River

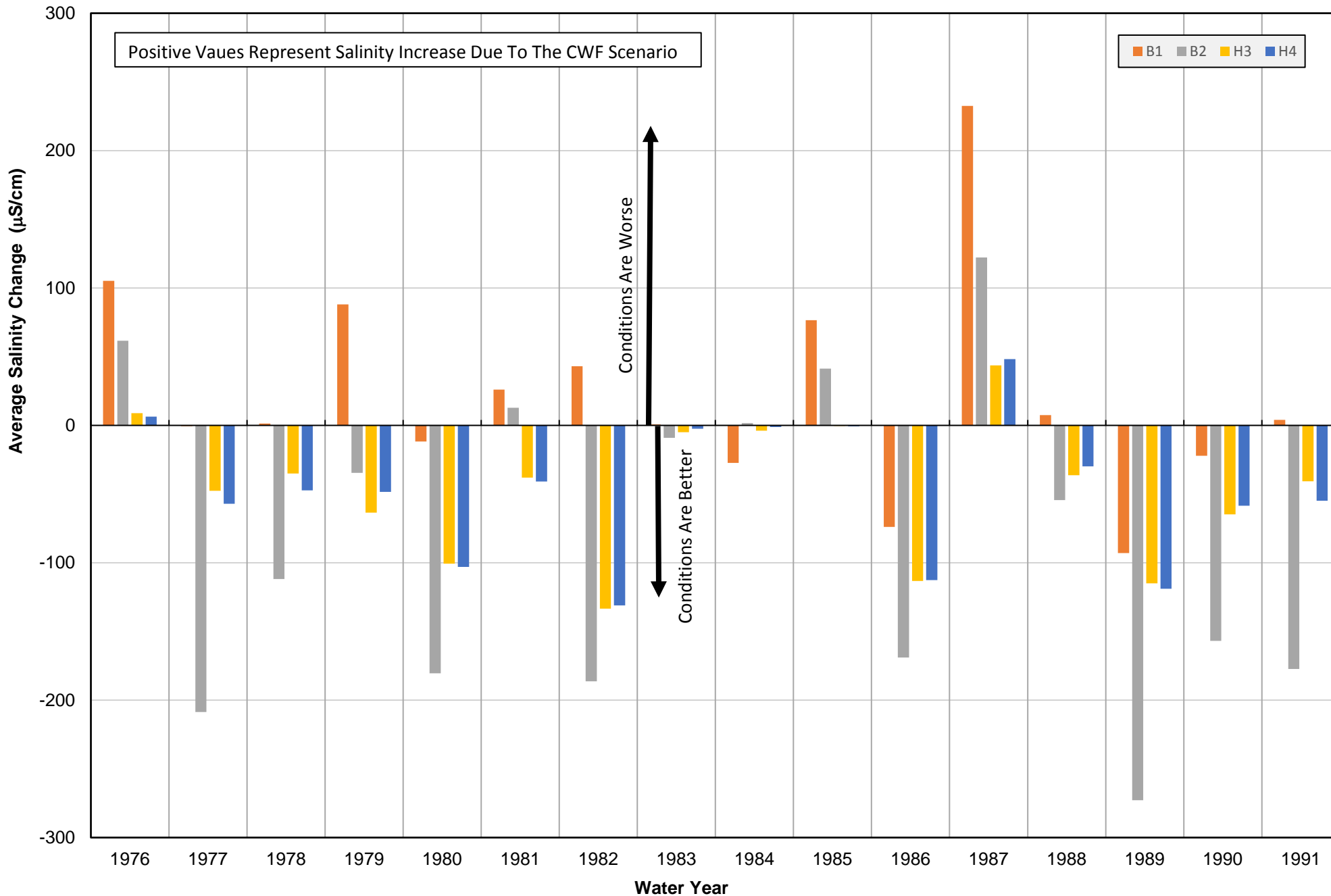




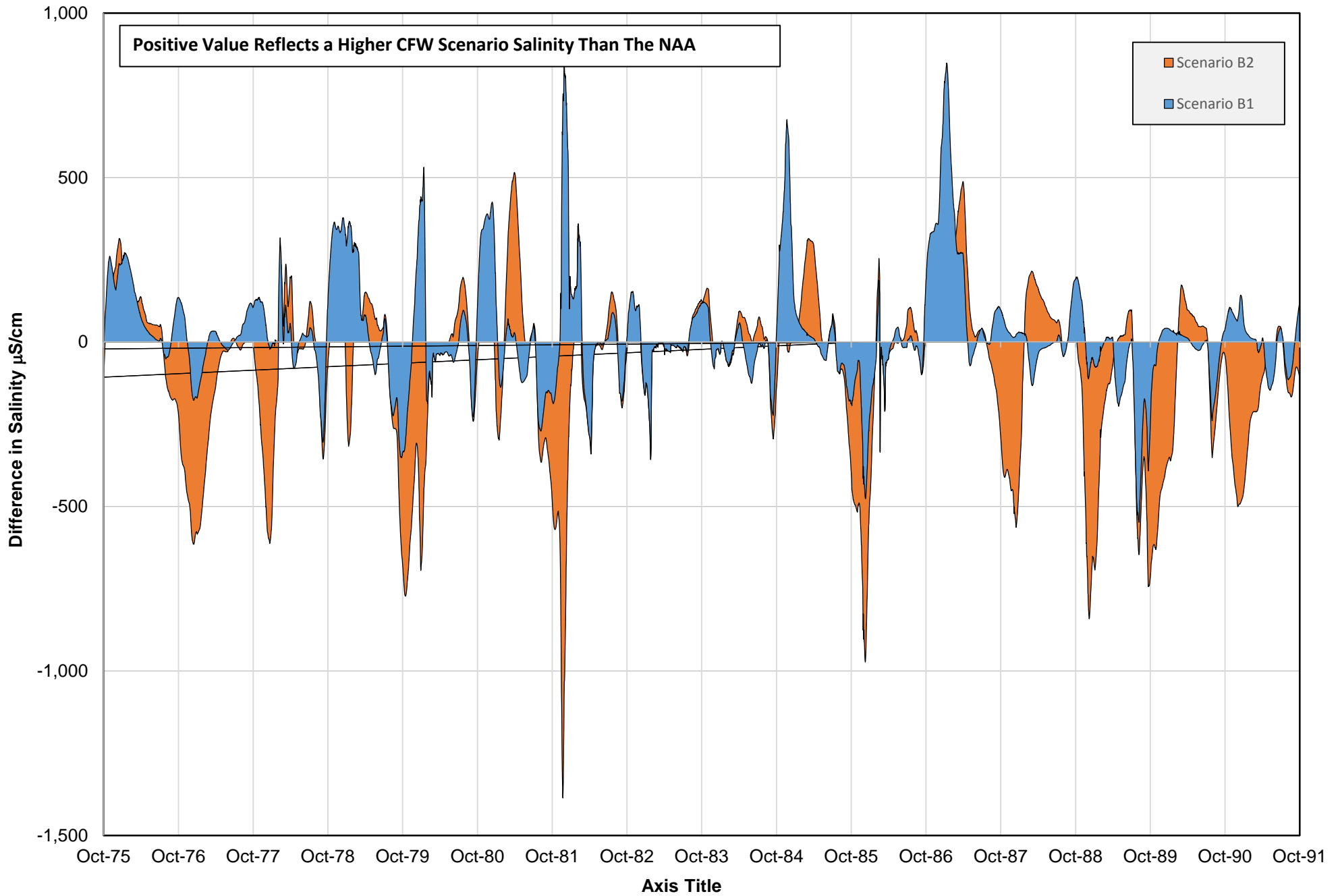
### Difference Between Mean Daily CWF Scenario and the NAA, Site: DB2 Indian Slough



### Average Annual Salinity Change For SWF Scenarios As Compared To the NAA, Site: DB2 Indian Slough

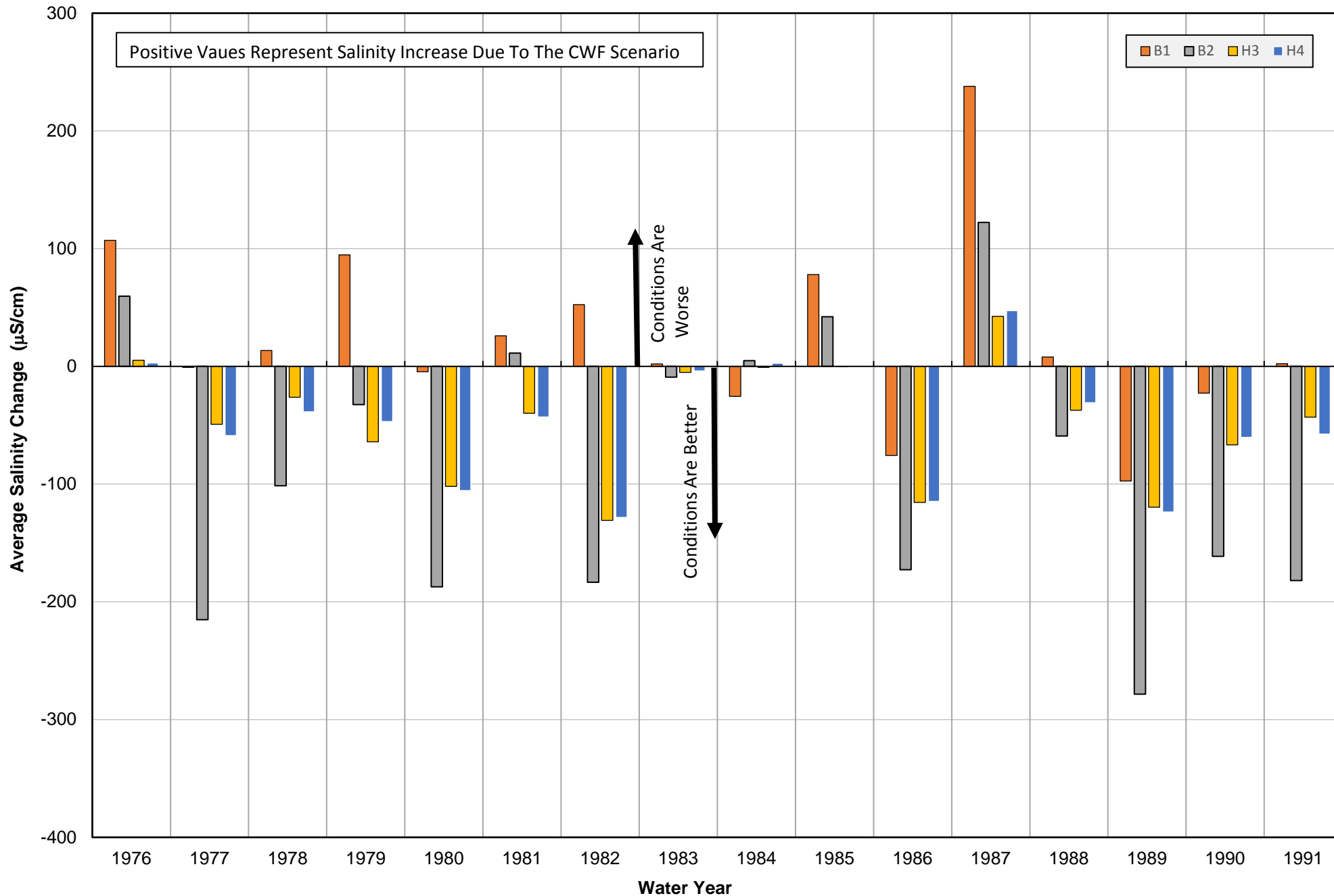


### Difference Between Mean Daily CWF Scenario and the NAA, Site: DB3 Indian Slough at Discovery Bay

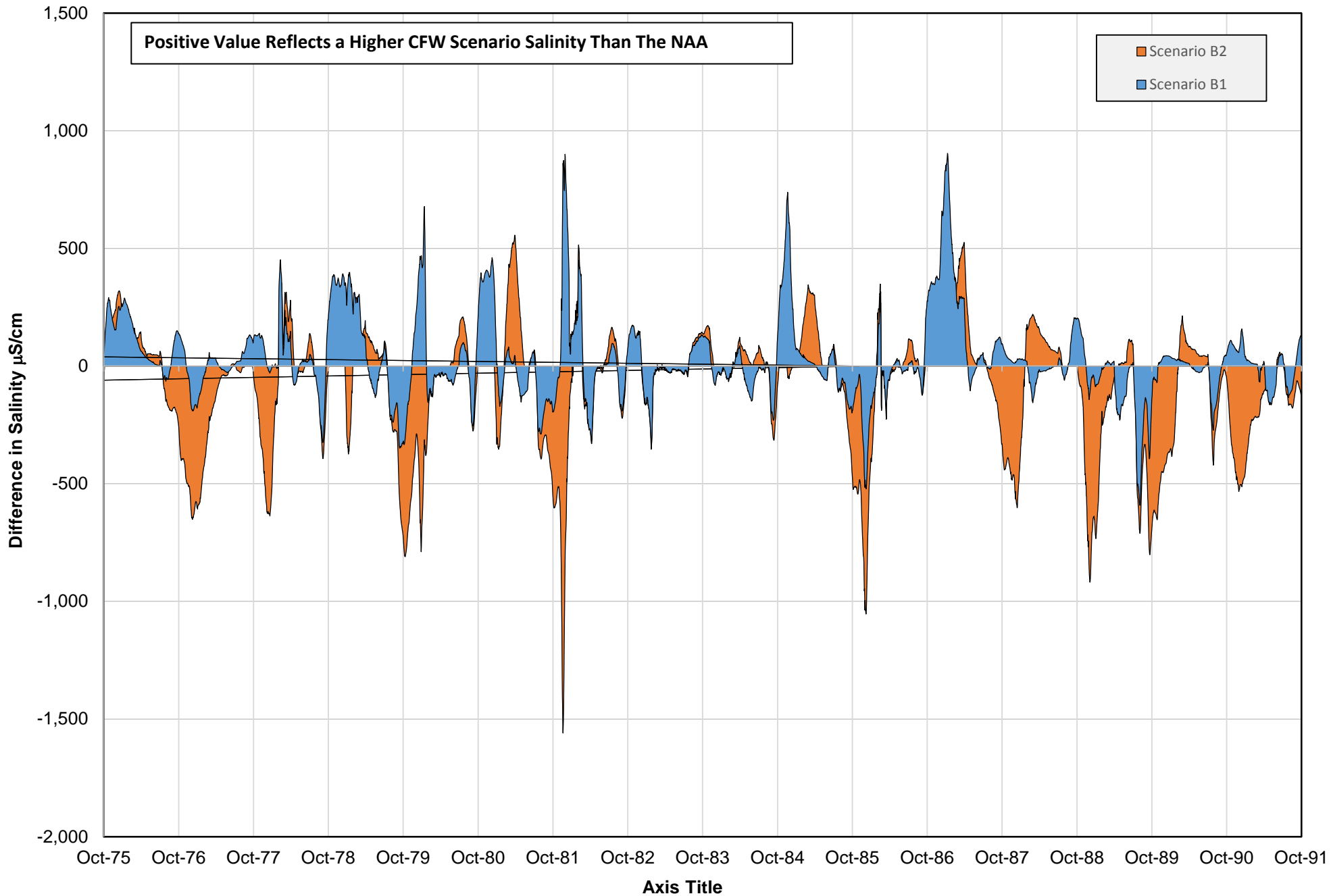




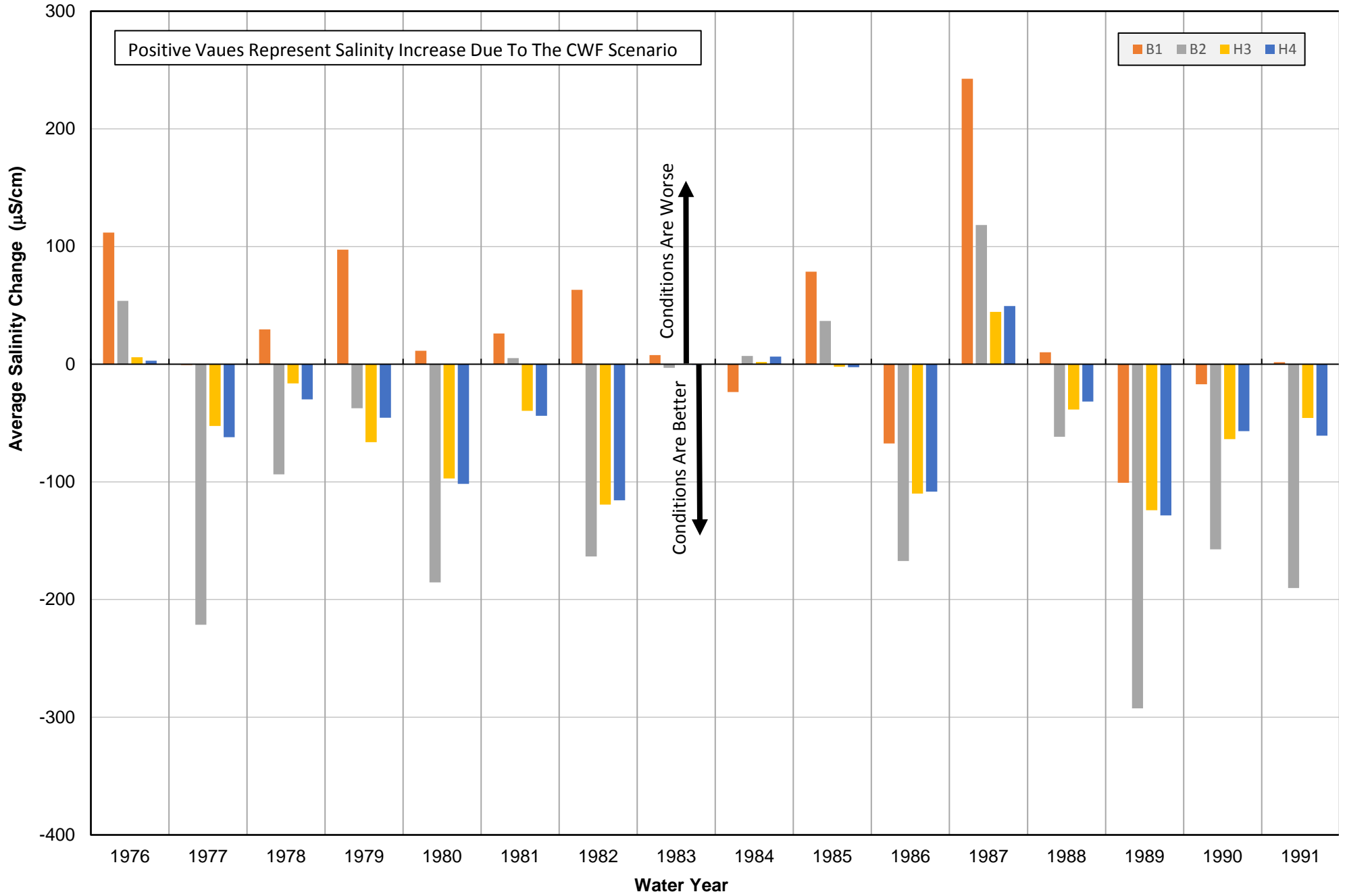
### Average Annual Salinity Change For SWF Scenarios As Compared To the NAA, Site: DB3 Indian Slough at Discovery Bay



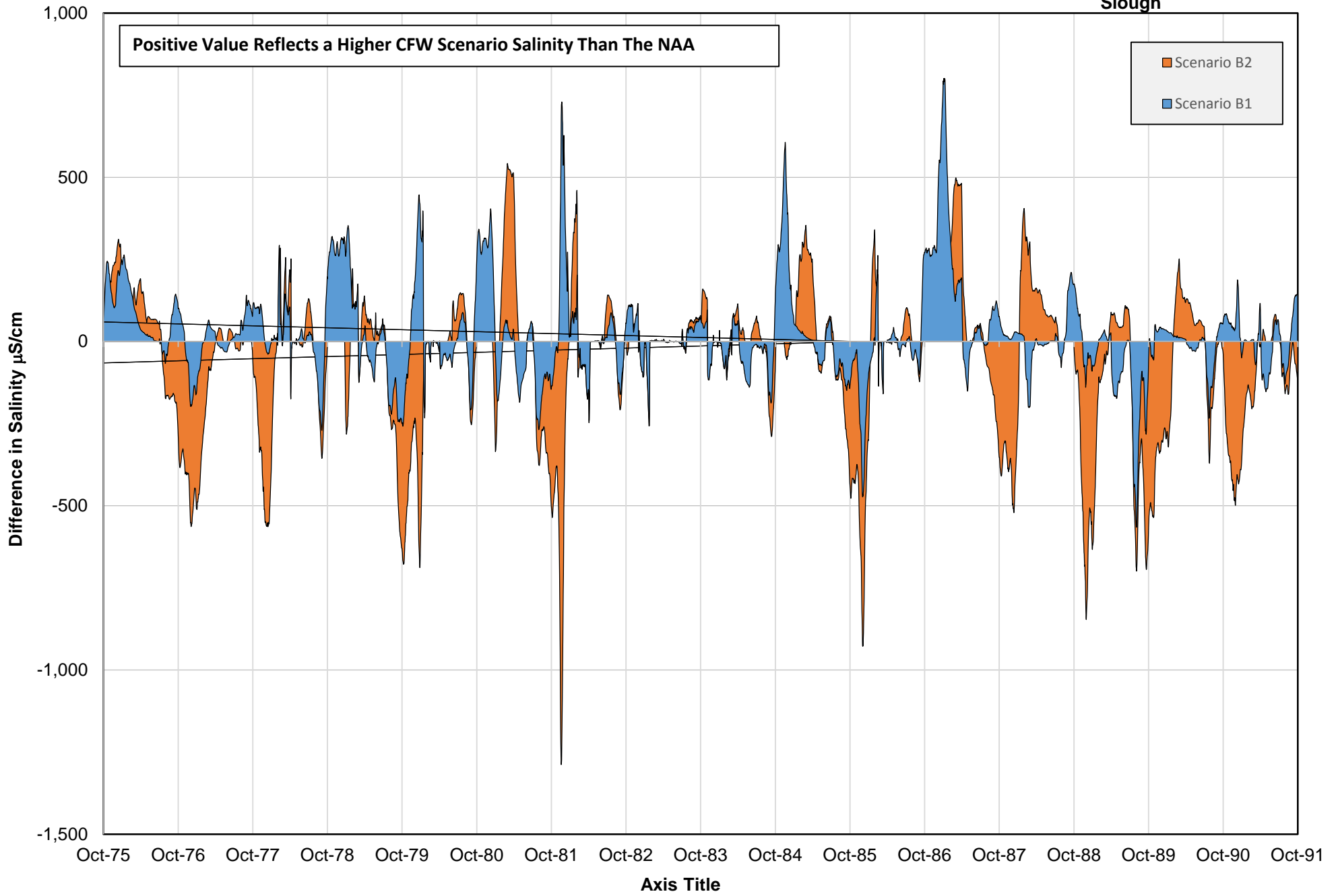
### Difference Between Mean Daily CWF Scenario and the NAA, Site: DB4 Warner Dredger Cut



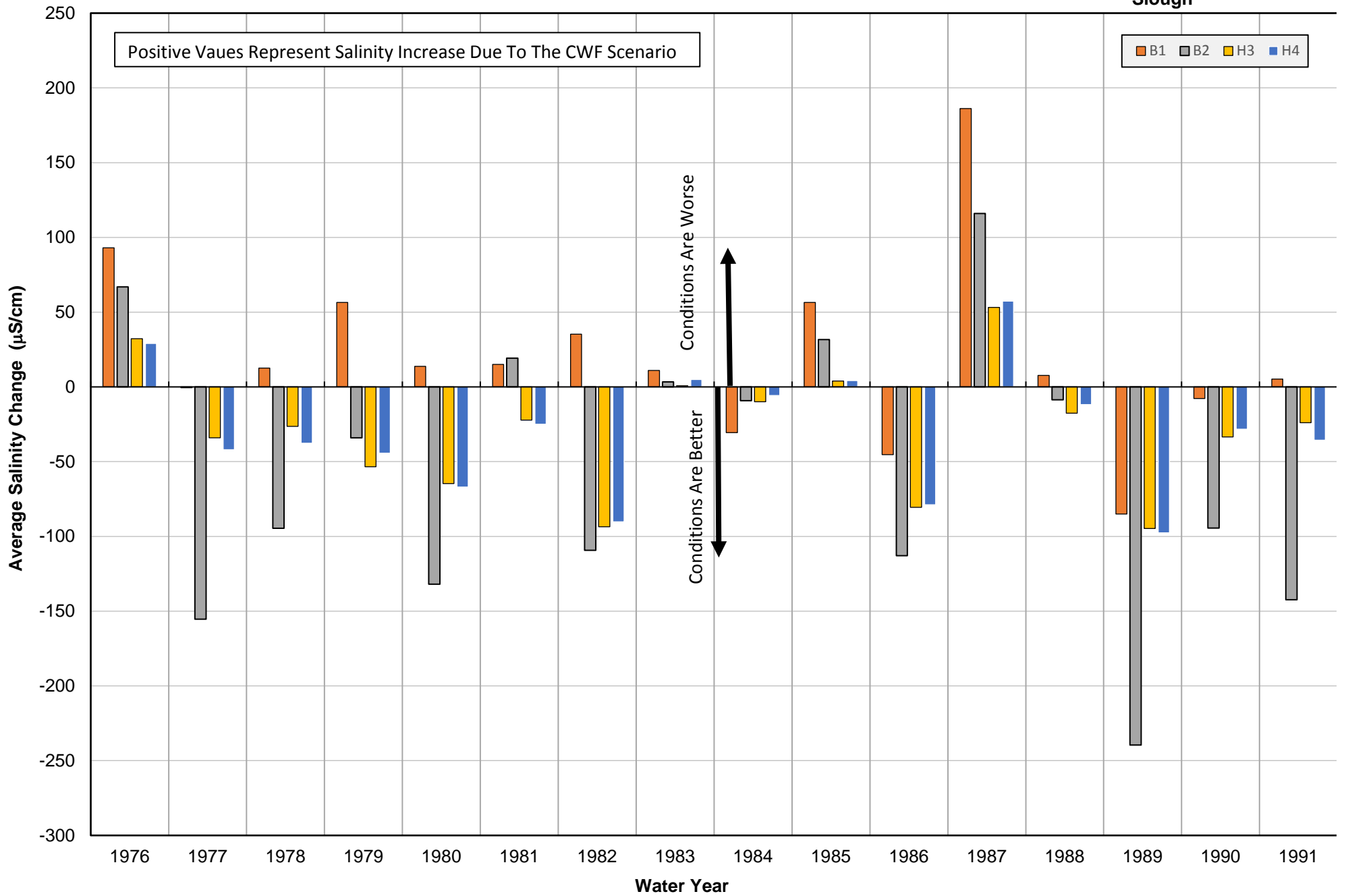
**Average Annual Salinity Change For SWF Scenarios As Compared To the NAA, Site: DB4 Warner Dredger Cut**



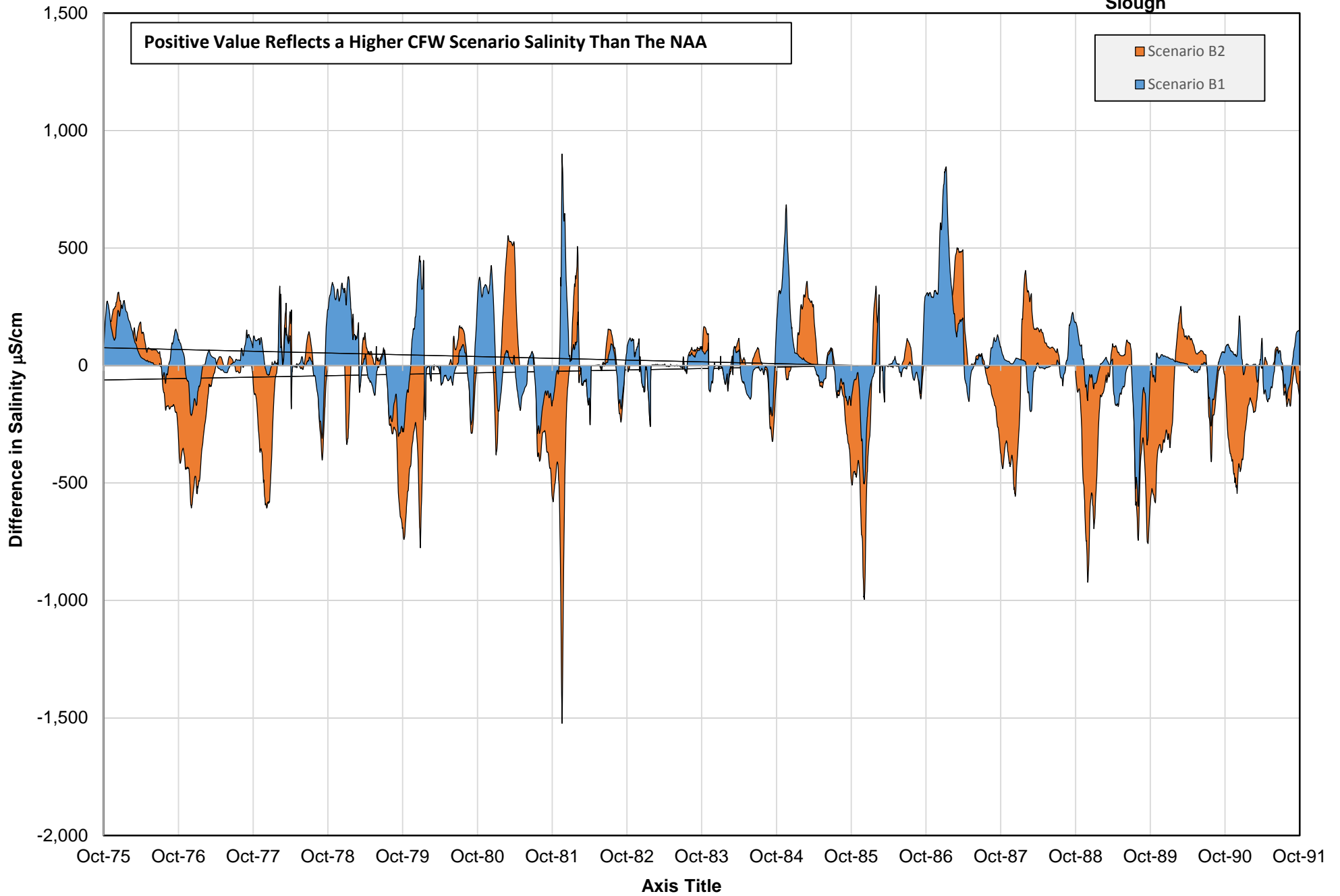
### Difference Between Mean Daily CWF Scenario and the NAA, Site: DB5 Old River US of Indian Slough



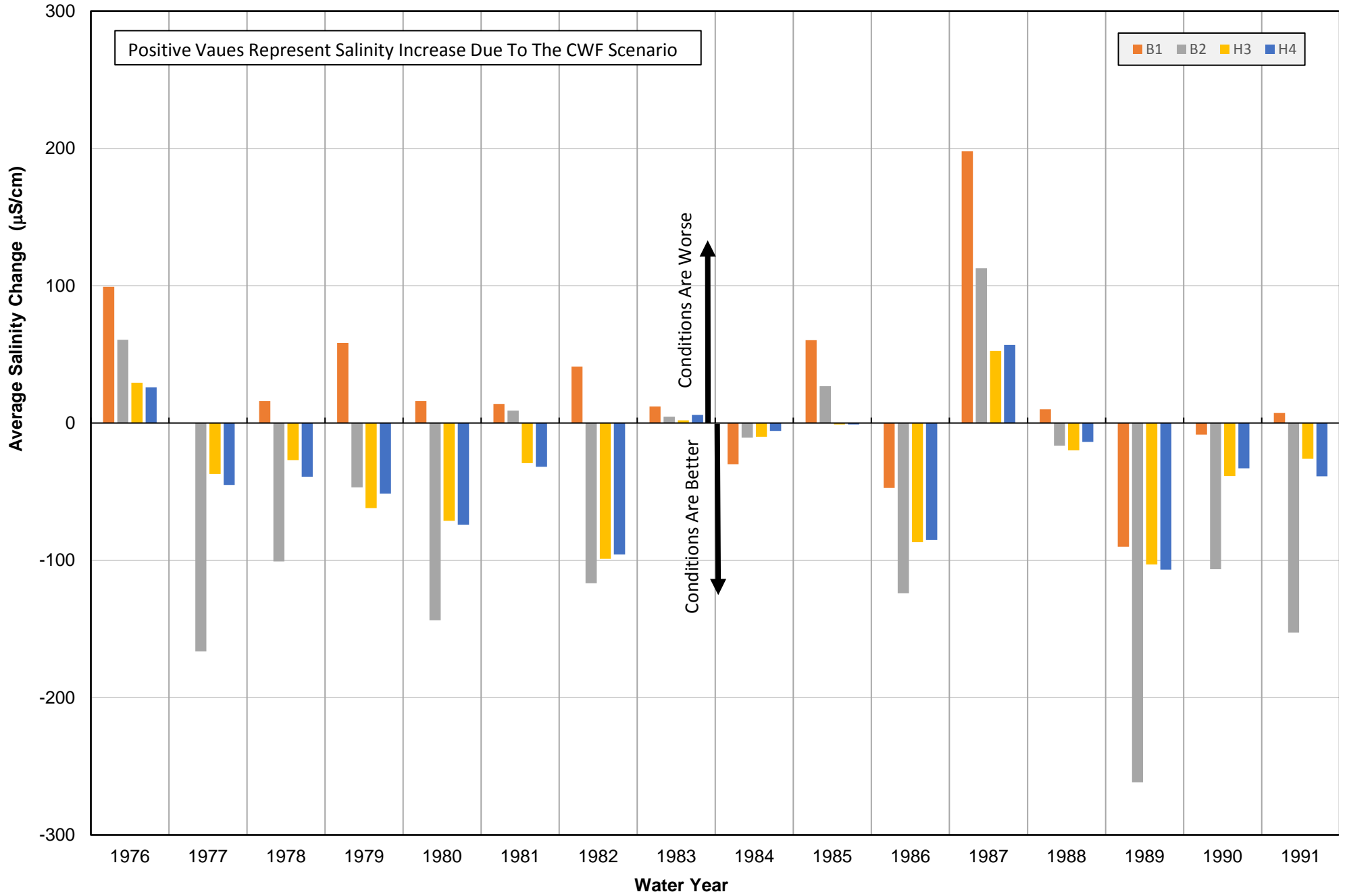
**Average Annual Salinity Change For SWF Scenarios As Compared To the NAA, Site: DB5 Old River US of Indian Slough**



### Difference Between Mean Daily CWF Scenario and the NAA, Site: DB6 Old River DS of Indian Slough



**Average Annual Salinity Change For SWF Scenarios As Compared To the NAA, Site: DB6 Old River DS of Indian Slough**





**Table 1 - Evaluation of Amount of Time That The Daily Mean EC For Each Of The CWF Scenarios Is Higher Than The NAA Scenario**

**DB1 - Indian Slough US of Discovery Bay**

	B1	B2	H3	H4
WY 1975 - 1991 All:	51.7%	47.9%	48.5%	48.5%
Summer 1977:	64.7%	54.3%	89.7%	71.2%
Summer 1991:	38.8%	25.1%	39.3%	39.3%

**DB2 - Indian Slough US of Discovery Bay**

	B1	B2	H3	H4
WY 1975 - 1991 All:	51.1%	47.1%	45.8%	45.8%
Summer 1977:	65.2%	38.0%	88.6%	67.4%
Summer 1991:	35.0%	18.0%	30.1%	30.6%

**DB3 - Indian Slough at Discovery Bay**

	B1	B2	H3	H4
WY 1975 - 1991 All:	50.4%	46.2%	44.6%	44.7%
Summer 1977:	65.2%	35.9%	87.5%	65.2%
Summer 1991:	33.3%	18.0%	29.5%	29.5%

**DB4 - Warner Dredger Cut DS of Discovery Bay**

	B1	B2	H3	H4
WY 1975 - 1991 All:	51.4%	46.2%	44.9%	45.1%
Summer 1977:	62.5%	33.7%	83.2%	61.4%
Summer 1991:	36.1%	18.0%	34.4%	35.0%

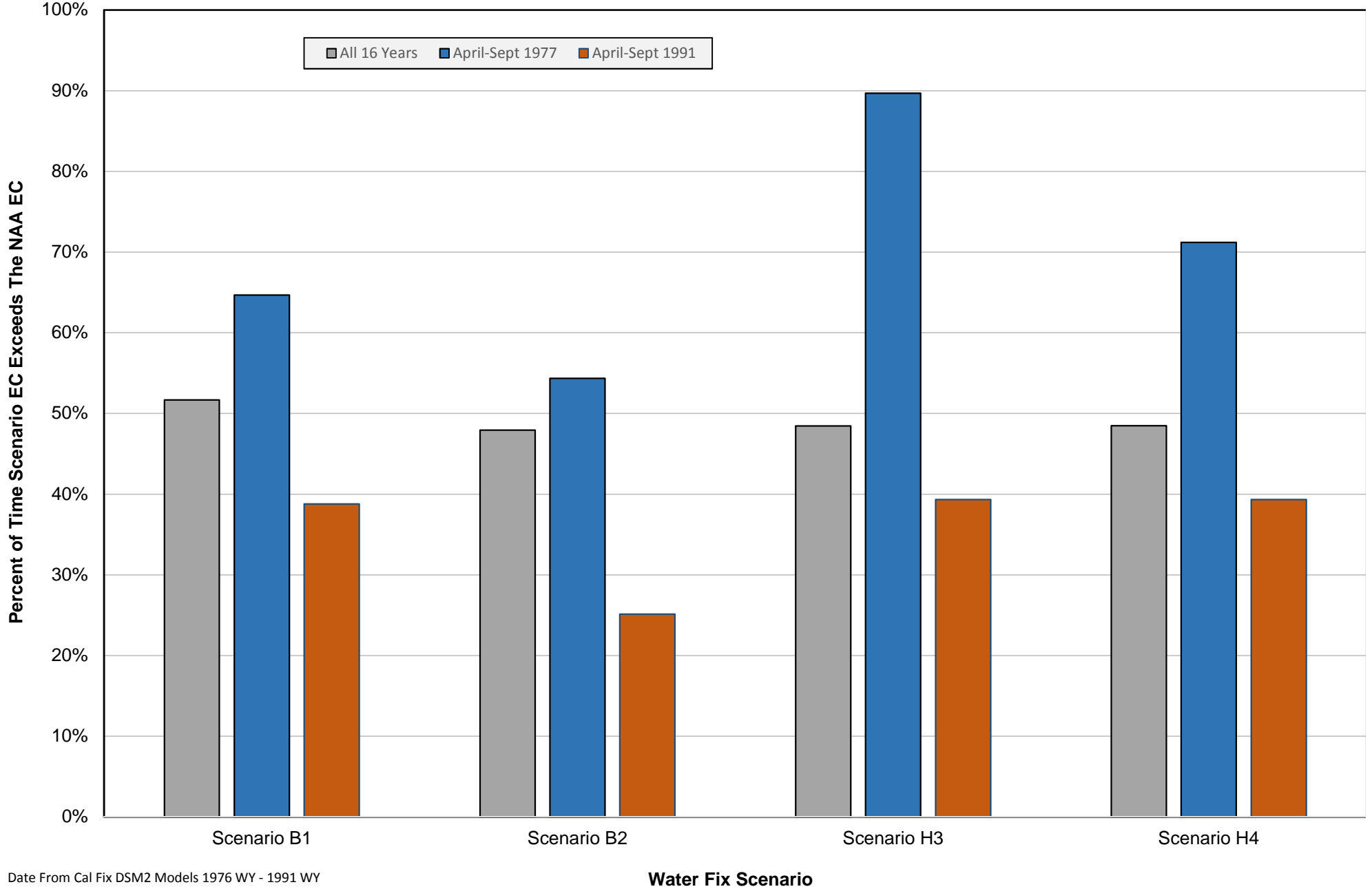
**DB5 - Old River US of Indian Slough**

	B1	B2	H3	H4
WY 1975 - 1991 All:	54.0%	48.9%	51.4%	51.5%
Summer 1977:	64.7%	65.2%	89.1%	71.7%
Summer 1991:	43.7%	32.2%	42.1%	43.2%

**DB6 - Old River DS of Indian Slough**

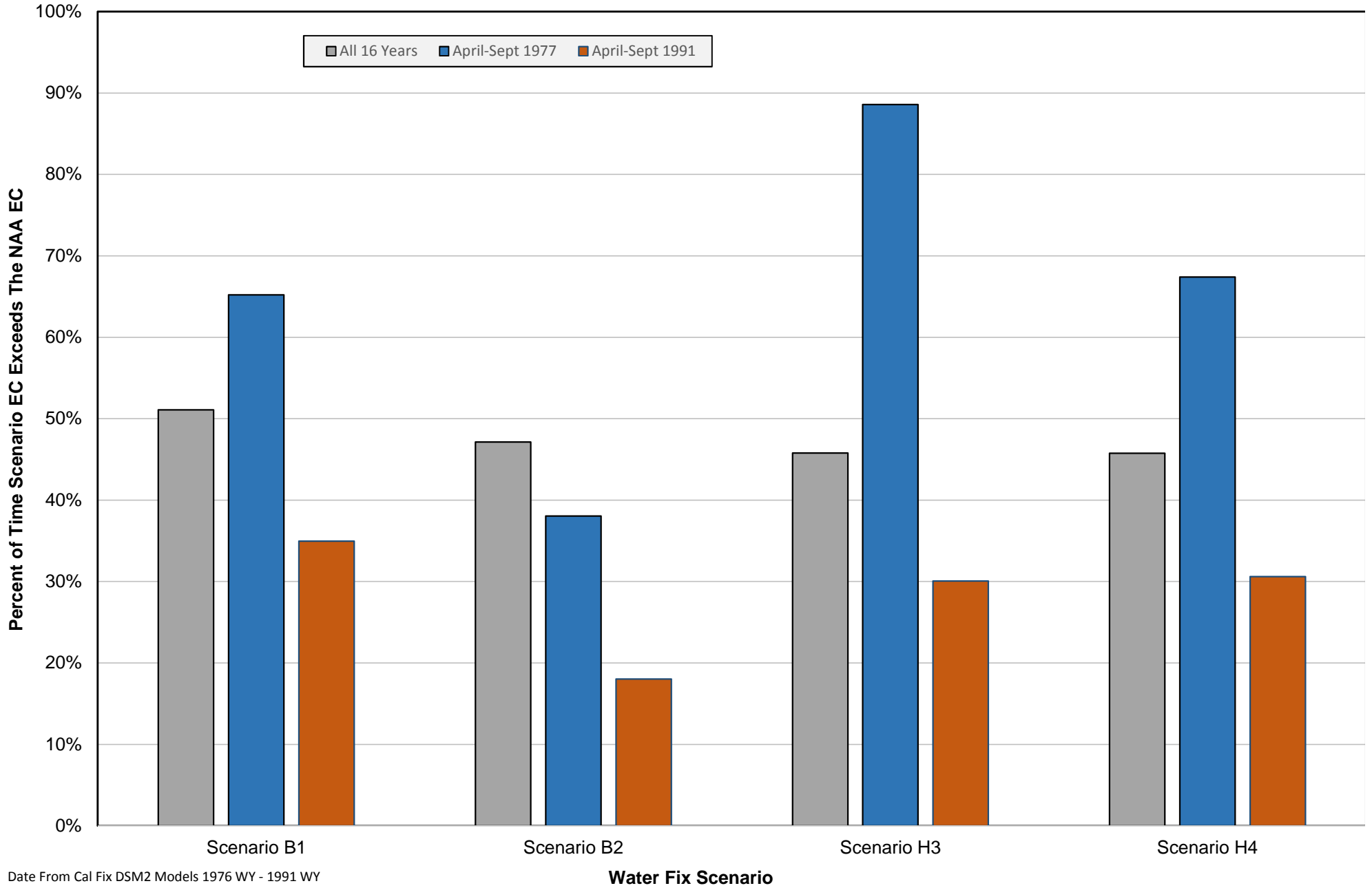
	B1	B2	H3	H4
WY 1975 - 1991 All:	54.1%	48.3%	50.5%	50.5%
Summer 1977:	64.7%	64.1%	89.1%	71.2%
Summer 1991:	43.2%	31.7%	41.5%	42.1%

**The Amount Of Time The EC For The Different Water Fix Scenarios Exceeds EC Of The NAA**  
**Location: Indian Slough US of Discovery Bay, Channel 236 DB1**



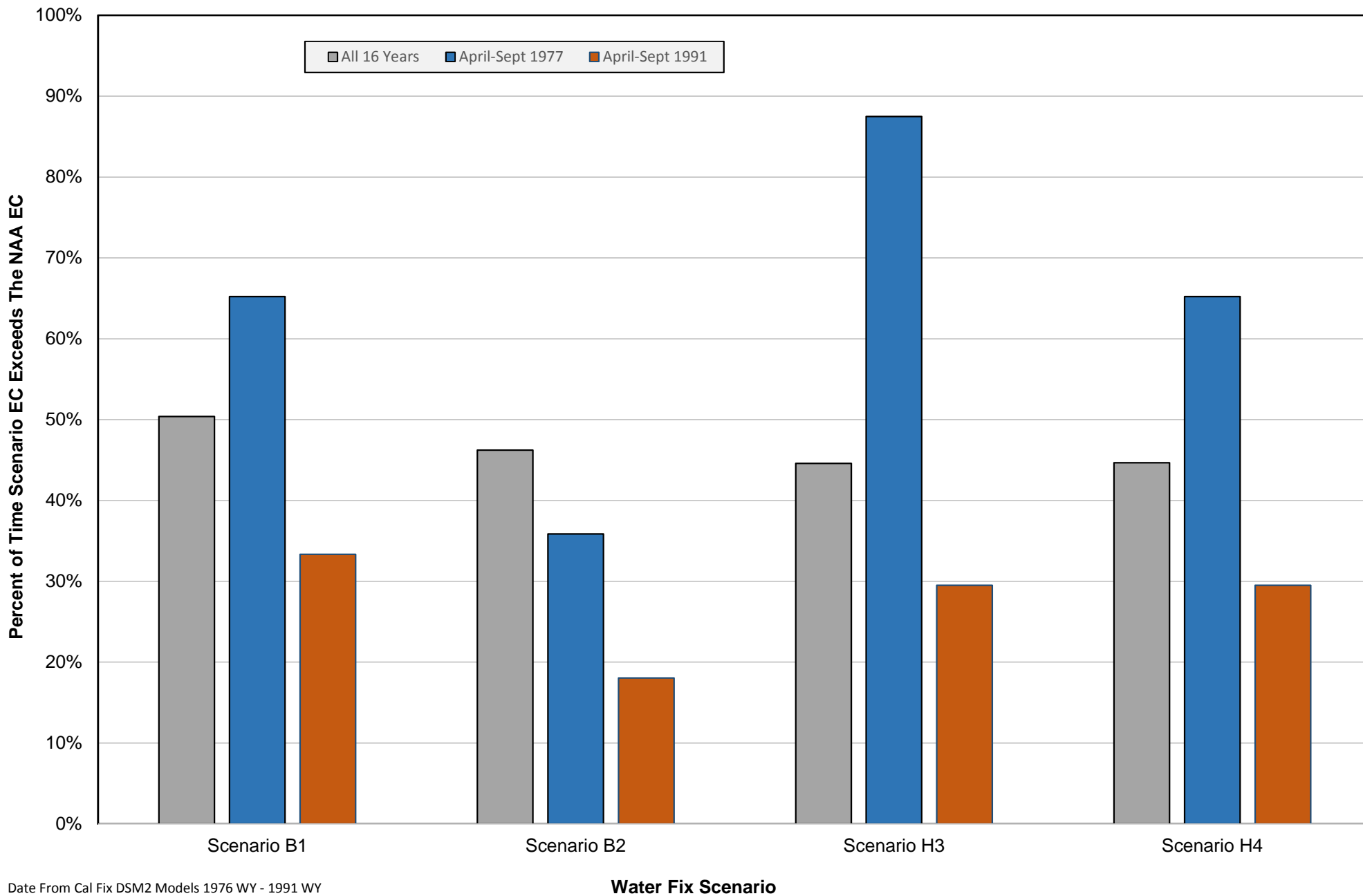
Date From Cal Fix DSM2 Models 1976 WY - 1991 WY

### The Amount Of Time The EC For The Different Water Fix Scenarios Exceeds EC Of The NAA Location: Indian Slough US of Discovery Bay, Channel 237 DB2



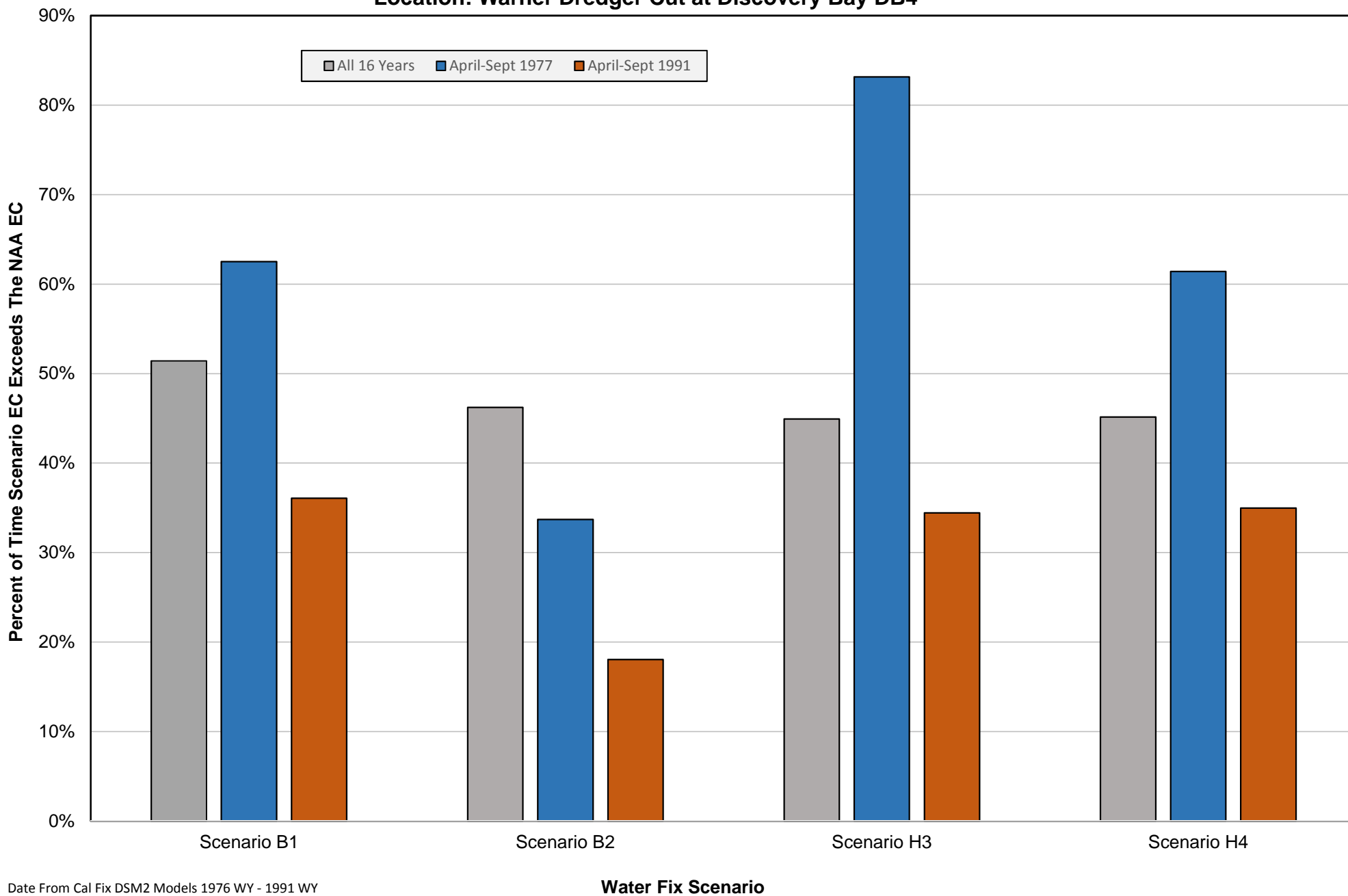
Date From Cal Fix DSM2 Models 1976 WY - 1991 WY

### The Amount Of Time The EC For The Different Water Fix Scenarios Exceeds EC Of The NAA Location: Indian Slough at Discovery Bay DB3



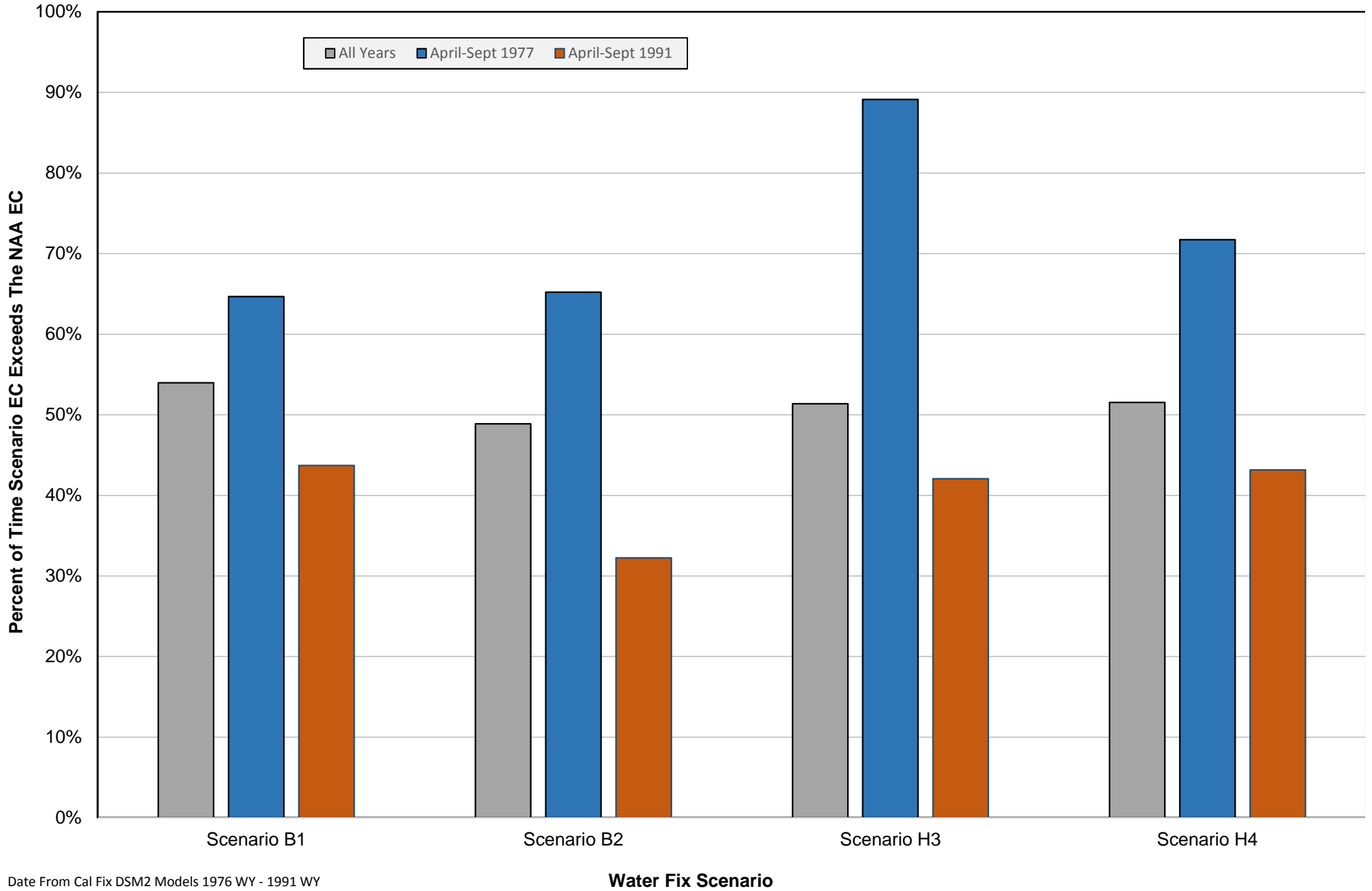
Date From Cal Fix DSM2 Models 1976 WY - 1991 WY

### The Amount Of Time The EC For The Different Water Fix Scenarios Exceeds EC Of The NAA Location: Warner Dredger Cut at Discovery Bay DB4



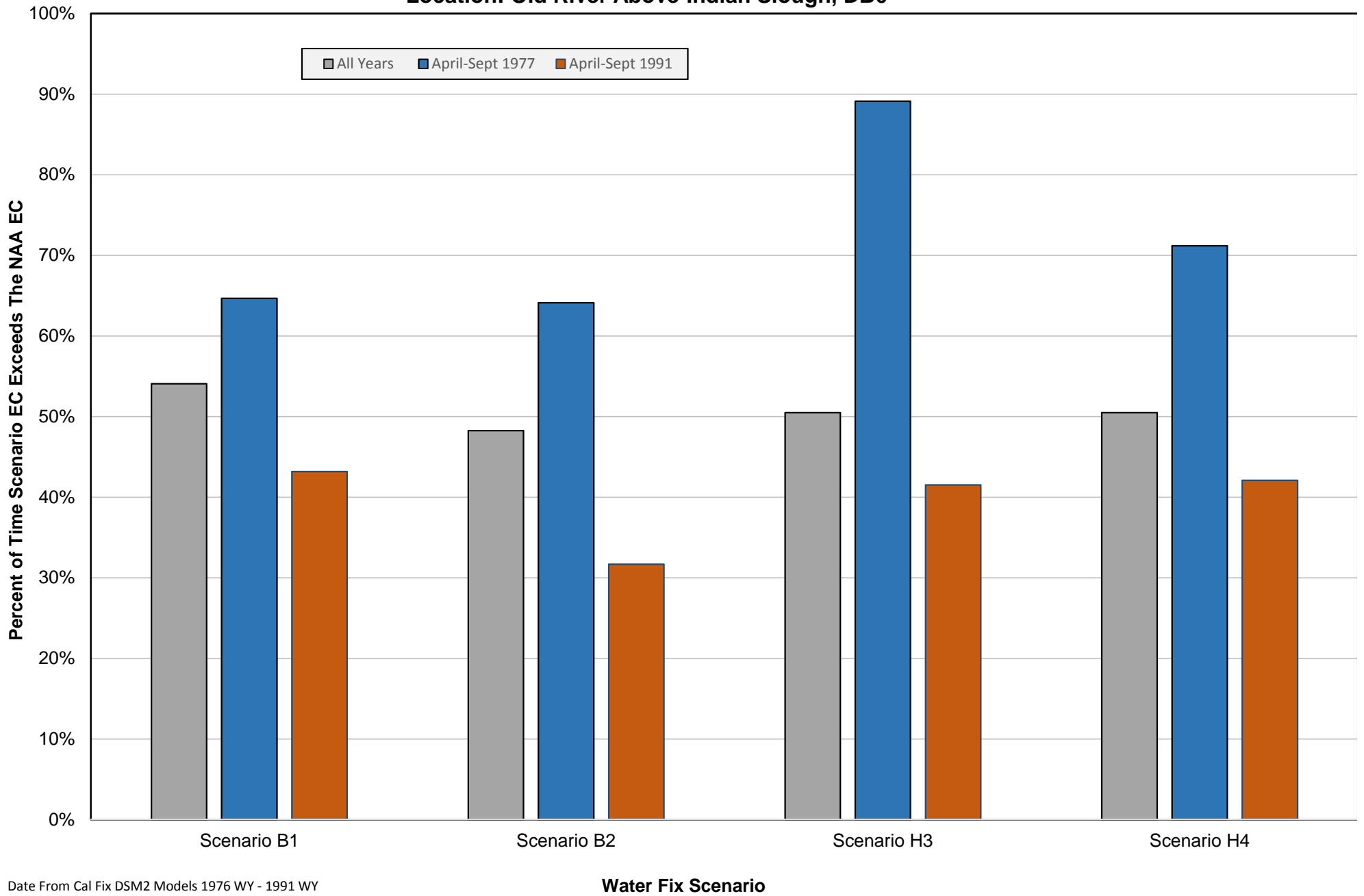
Date From Cal Fix DSM2 Models 1976 WY - 1991 WY

### The Amount Of Time The EC For The Different Water Fix Scenarios Exceeds EC Of The NAA Location: Old River Below Indian Slough Bay DB5



Date From Cal Fix DSM2 Models 1976 WY - 1991 WY

### The Amount Of Time The EC For The Different Water Fix Scenarios Exceeds EC Of The NAA Location: Old River Above Indian Slough, DB6



Date From Cal Fix DSM2 Models 1976 WY - 1991 WY



## Daily DSM2 Model Output

Date	Avg Of B1-DB1	Avg Of B1-DB2	Avg Of B2-CDB1	Avg Of B2-DB2	Avg Of H3-DB1
10/1/74	1.4	4.8	1.4	4.7	1.4
10/2/74	5.4	10.0	7.4	12.5	6.8
10/3/74	8.4	12.3	11.3	13.3	11.5
10/4/74	10.7	15.3	13.8	15.8	15.4
10/5/74	13.1	19.4	16.9	20.0	19.2
10/6/74	15.4	22.4	46.2	38.3	25.5
10/7/74	17.7	25.5	119.7	67.4	37.2
10/8/74	20.0	28.7	192.8	82.7	54.0
10/9/74	22.0	31.9	238.4	100.3	70.5
10/10/74	24.2	34.4	264.8	113.2	81.5
10/11/74	26.7	37.8	285.8	133.1	91.8
10/12/74	30.6	38.5	309.0	151.9	99.6
10/13/74	37.1	42.2	331.0	165.1	110.9
10/14/74	43.6	46.3	334.6	172.2	111.5
10/15/74	49.5	48.5	312.2	175.5	92.5
10/16/74	54.9	51.4	292.3	182.6	79.4
10/17/74	60.5	54.4	279.5	186.1	71.5
10/18/74	65.9	57.4	269.0	190.9	68.0
10/19/74	72.1	60.8	261.3	197.7	66.9
10/20/74	77.7	64.4	257.6	199.6	68.0
10/21/74	84.5	67.8	256.5	202.9	70.9
10/22/74	91.5	71.9	255.9	205.5	74.0
10/23/74	98.0	75.8	253.5	207.6	78.3
10/24/74	105.1	80.3	248.6	212.1	83.1
10/25/74	111.5	84.8	240.5	214.2	89.9
10/26/74	116.8	90.0	237.1	216.3	96.4
10/27/74	129.5	96.0	226.9	219.8	105.8
10/28/74	136.1	102.4	224.8	218.7	114.9
10/29/74	149.5	108.4	227.0	223.6	122.8
10/30/74	160.7	116.1	228.7	228.3	132.6
10/31/74	172.1	124.9	257.2	240.8	142.0
11/1/74	182.3	131.3	281.1	252.9	144.8
11/2/74	191.6	139.5	308.8	263.1	148.2
11/3/74	200.7	146.3	336.5	276.3	172.9
11/4/74	209.7	153.7	357.1	287.5	212.2
11/5/74	217.1	160.2	372.6	290.5	252.1
11/6/74	224.9	168.0	382.1	296.4	281.1
11/7/74	228.3	177.4	386.1	296.8	299.1
11/8/74	237.1	190.1	393.0	307.0	315.8
11/9/74	250.1	200.1	402.7	318.4	333.0
11/10/74	263.1	209.3	412.9	326.0	348.1
11/11/74	277.4	218.8	420.3	335.5	359.6
11/12/74	287.5	230.0	422.5	342.5	363.9
11/13/74	295.6	239.1	425.9	349.6	369.9
11/14/74	304.5	249.3	430.8	359.2	378.0

## Daily DSM2 Model Output

Date	Avg Of B1-DB1	Avg Of B1-DB2	Avg Of B2-CDB1	Avg Of B2-DB2	Avg Of H3-DB1
11/15/74	312.4	258.5	441.8	368.4	395.2
11/16/74	320.2	266.1	450.8	375.5	410.1
11/17/74	327.7	274.4	458.6	382.4	423.3
11/18/74	335.6	281.4	462.2	388.0	430.2
11/19/74	344.4	290.0	471.2	395.8	444.5
11/20/74	351.5	303.4	481.1	396.1	459.4
11/21/74	343.4	313.8	473.5	390.8	448.0
11/22/74	358.2	320.0	479.8	399.8	457.6
11/23/74	370.3	325.6	487.3	409.9	468.7
11/24/74	379.5	335.1	486.9	414.2	467.3
11/25/74	395.9	345.3	490.2	419.7	472.0
11/26/74	410.4	357.7	490.3	425.6	471.9
11/27/74	424.6	371.5	491.4	433.5	473.4
11/28/74	432.8	384.7	489.6	437.3	470.6
11/29/74	440.3	396.1	488.8	441.2	469.3
11/30/74	447.7	407.9	485.2	437.2	449.6
12/1/74	463.2	421.4	473.5	437.3	404.1
12/2/74	478.3	434.3	453.4	439.8	367.9
12/3/74	486.8	450.7	430.3	439.4	359.1
12/4/74	487.7	458.7	423.2	439.5	356.1
12/5/74	496.2	479.0	416.4	438.4	351.4
12/6/74	511.3	484.0	407.4	436.3	344.4
12/7/74	522.2	496.3	397.1	433.7	336.3
12/8/74	537.3	509.0	385.9	432.3	327.0
12/9/74	549.9	522.1	375.1	426.6	313.1
12/10/74	551.4	533.1	370.3	421.2	305.7
12/11/74	551.1	543.0	366.4	417.0	297.6
12/12/74	549.3	549.6	365.3	413.3	292.2
12/13/74	544.7	553.1	363.9	408.8	287.0
12/14/74	543.4	557.6	360.3	406.8	284.1
12/15/74	539.6	559.2	357.1	402.7	281.6
12/16/74	538.5	561.8	354.1	401.2	280.9
12/17/74	536.8	562.4	352.0	398.2	279.5
12/18/74	534.9	562.7	351.6	396.7	279.5
12/19/74	535.3	561.1	352.1	392.0	280.3
12/20/74	534.2	559.3	351.9	387.7	277.0
12/21/74	532.9	558.2	354.1	388.6	276.6
12/22/74	526.6	556.7	350.6	386.8	272.7
12/23/74	517.4	553.2	342.2	383.1	270.5
12/24/74	504.0	547.3	331.2	374.2	268.4
12/25/74	496.5	540.5	325.7	367.2	268.4
12/26/74	485.5	531.6	320.0	357.2	270.5
12/27/74	486.2	527.8	320.1	353.8	276.9
12/28/74	485.7	526.3	326.7	352.9	286.0
12/29/74	482.4	521.8	329.6	351.9	300.6

## Daily DSM2 Model Output

Date	Avg Of B1-DB1	Avg Of B1-DB2	Avg Of B2-CDB1	Avg Of B2-DB2	Avg Of H3-DB1
12/30/74	486.9	520.5	330.1	350.8	314.1
12/31/74	489.9	521.9	332.1	355.3	334.9
1/1/75	498.0	523.3	339.4	357.9	352.1
1/2/75	504.1	527.0	350.5	363.1	359.7
1/3/75	507.0	528.1	361.0	367.8	367.0
1/4/75	509.1	530.6	370.8	372.6	371.6
1/5/75	506.8	532.1	378.3	378.6	379.5
1/6/75	505.8	533.3	383.7	383.2	383.3
1/7/75	500.9	532.8	392.4	387.3	391.7
1/8/75	502.0	535.4	401.8	391.0	397.2
1/9/75	498.9	534.1	419.0	402.0	411.5
1/10/75	498.9	535.5	429.7	409.4	420.5
1/11/75	498.5	536.1	446.0	416.0	435.9
1/12/75	497.3	536.6	462.0	426.6	451.6
1/13/75	496.9	535.6	469.8	431.5	458.7
1/14/75	496.4	536.7	480.0	437.7	468.2
1/15/75	498.0	535.1	492.7	442.5	480.4
1/16/75	499.6	535.5	509.6	449.3	497.0
1/17/75	499.1	534.4	522.7	456.1	510.7
1/18/75	499.5	534.1	525.9	461.0	513.6
1/19/75	495.4	532.9	527.5	466.7	514.5
1/20/75	489.7	530.9	525.7	474.2	511.9
1/21/75	481.0	526.5	525.9	479.9	511.6
1/22/75	471.5	521.9	530.3	488.4	515.8
1/23/75	465.2	516.9	534.1	496.2	519.5
1/24/75	460.8	512.3	535.6	500.7	520.9
1/25/75	459.2	510.0	536.0	504.7	521.3
1/26/75	460.1	507.2	543.7	511.6	529.6
1/27/75	459.8	503.5	551.7	517.6	538.3
1/28/75	459.8	501.9	560.6	523.0	547.8
1/29/75	459.9	496.8	572.0	530.9	559.4
1/30/75	457.5	495.5	576.8	535.7	564.0
1/31/75	455.2	494.6	574.0	538.3	555.6
2/1/75	456.7	496.1	570.5	543.2	551.5
2/2/75	508.3	506.2	571.4	548.3	553.9
2/3/75	594.9	532.1	569.3	554.5	549.2
2/4/75	681.0	553.8	568.7	558.5	546.1
2/5/75	659.5	563.8	571.3	563.7	545.9
2/6/75	533.4	541.8	572.0	567.8	545.7
2/7/75	467.8	530.0	572.7	570.2	546.5
2/8/75	427.9	516.6	574.8	574.1	548.7
2/9/75	404.8	514.7	578.3	577.8	552.9
2/10/75	398.4	506.4	582.4	580.8	559.6
2/11/75	391.3	501.0	581.7	585.0	565.6
2/12/75	386.5	493.9	585.1	589.4	571.5

## Daily DSM2 Model Output

Date	Avg Of B1-DB1	Avg Of B1-DB2	Avg Of B2-CDB1	Avg Of B2-DB2	Avg Of H3-DB1
2/13/75	384.8	495.6	587.6	595.2	577.5
2/14/75	383.3	491.8	583.5	598.4	583.7
2/15/75	381.7	491.7	577.1	600.2	588.9
2/16/75	381.2	484.2	566.9	603.9	593.7
2/17/75	381.7	484.6	566.2	604.5	598.2
2/18/75	384.2	480.0	573.8	607.1	603.3
2/19/75	389.7	477.8	586.7	611.5	604.7
2/20/75	391.7	477.3	592.5	612.8	591.8
2/21/75	391.6	475.5	595.5	614.7	554.5
2/22/75	394.5	474.1	602.8	619.2	538.2
2/23/75	396.0	476.8	611.4	622.9	538.0
2/24/75	398.5	475.6	619.1	627.9	550.9
2/25/75	400.5	479.3	623.2	631.4	552.3
2/26/75	400.6	476.3	625.0	634.3	547.9
2/27/75	400.3	474.8	625.7	637.2	549.5
2/28/75	401.7	477.6	624.1	641.6	566.2
3/1/75	406.5	481.5	623.1	645.8	586.8
3/2/75	405.0	481.9	622.3	649.1	596.1
3/3/75	402.0	482.2	619.7	654.5	600.8
3/4/75	393.7	475.8	613.7	656.7	601.1
3/5/75	368.8	470.2	608.0	659.8	598.9
3/6/75	348.5	457.5	601.5	659.3	593.7
3/7/75	341.4	465.2	599.9	664.0	591.7
3/8/75	331.1	458.8	606.9	668.3	599.9
3/9/75	325.1	449.2	605.1	669.1	596.4
3/10/75	322.7	447.8	604.5	673.7	595.0
3/11/75	321.5	445.7	607.3	674.6	598.1
3/12/75	318.3	443.0	607.2	678.5	599.6
3/13/75	315.2	438.6	608.0	682.2	601.8
3/14/75	314.4	428.9	608.0	682.8	603.6
3/15/75	315.3	425.5	605.5	686.6	604.7
3/16/75	313.7	420.2	605.5	686.5	607.1
3/17/75	312.9	417.3	601.3	689.9	606.1
3/18/75	311.5	412.8	597.1	691.0	605.3
3/19/75	310.3	408.4	593.9	695.3	605.3
3/20/75	304.3	395.4	583.3	696.3	600.7
3/21/75	308.3	397.7	580.1	697.0	602.2
3/22/75	306.6	398.6	583.1	697.4	605.7
3/23/75	305.5	391.5	576.7	693.9	599.2
3/24/75	306.1	389.1	567.4	695.4	597.3
3/25/75	306.6	397.5	576.0	699.2	600.1
3/26/75	306.7	388.5	573.2	698.3	591.4
3/27/75	308.2	390.8	574.3	697.4	593.6
3/28/75	309.2	386.7	569.4	692.9	590.9
3/29/75	309.7	386.4	562.2	693.9	591.4

## Daily DSM2 Model Output

Date	Avg Of B1-DB1	Avg Of B1-DB2	Avg Of B2-CDB1	Avg Of B2-DB2	Avg Of H3-DB1
3/30/75	311.0	387.8	559.0	693.1	593.7
3/31/75	322.8	392.4	561.8	690.3	576.8
4/1/75	335.0	396.4	556.2	685.4	511.0
4/2/75	341.8	402.0	543.8	679.0	433.1
4/3/75	348.7	406.9	533.9	675.0	398.9
4/4/75	358.1	410.5	530.7	678.6	386.2
4/5/75	366.5	411.5	532.7	677.4	386.8
4/6/75	372.9	414.3	534.1	674.7	392.5
4/7/75	375.4	414.3	528.4	672.4	401.7
4/8/75	376.5	414.8	529.1	669.8	413.1
4/9/75	374.5	416.6	528.8	666.0	420.7
4/10/75	371.0	416.8	526.9	665.2	427.5
4/11/75	366.4	416.1	524.7	661.2	432.4
4/12/75	363.0	413.3	523.8	653.8	439.7
4/13/75	358.0	410.5	517.2	646.9	443.1
4/14/75	356.0	409.8	516.5	643.4	448.2
4/15/75	354.0	407.5	514.4	638.2	448.4
4/16/75	354.1	409.8	516.1	640.6	442.8
4/17/75	354.4	408.9	519.5	640.0	439.3
4/18/75	353.4	411.1	520.3	639.0	433.1
4/19/75	350.2	410.0	513.4	635.7	426.0
4/20/75	349.5	406.9	509.2	636.7	426.7
4/21/75	351.2	404.6	510.0	630.5	429.8
4/22/75	349.2	401.8	506.1	626.2	430.7
4/23/75	345.7	398.9	498.8	621.1	436.1
4/24/75	345.0	395.3	500.3	616.1	444.8
4/25/75	346.3	394.8	503.3	614.6	445.3
4/26/75	347.7	392.4	505.3	608.7	444.7
4/27/75	346.5	390.2	503.5	603.6	441.8
4/28/75	345.4	389.8	501.2	601.9	439.2
4/29/75	343.9	388.8	500.1	600.0	436.9
4/30/75	340.5	389.4	500.4	599.7	444.5
5/1/75	343.2	393.5	498.6	601.9	458.3
5/2/75	344.7	395.2	488.5	598.6	461.1
5/3/75	350.8	395.7	488.1	597.7	467.8
5/4/75	351.1	397.0	483.6	597.8	466.3
5/5/75	350.9	398.9	477.9	592.2	459.4
5/6/75	346.3	399.4	469.0	588.0	446.7
5/7/75	343.6	396.5	464.8	580.2	437.9
5/8/75	342.6	395.3	463.2	575.9	431.3
5/9/75	342.5	395.2	461.3	574.2	426.1
5/10/75	343.7	392.7	462.6	566.9	423.1
5/11/75	342.3	388.7	456.1	560.5	414.0
5/12/75	340.5	389.8	452.1	553.0	409.1
5/13/75	340.7	388.7	454.8	549.8	408.1

## Daily DSM2 Model Output

Date	Avg Of B1-DB1	Avg Of B1-DB2	Avg Of B2-CDB1	Avg Of B2-DB2	Avg Of H3-DB1
5/14/75	341.1	388.1	453.8	546.3	404.0
5/15/75	342.0	388.9	451.5	546.4	400.1
5/16/75	341.2	388.8	450.0	544.1	396.5
5/17/75	340.8	391.9	449.5	546.9	394.6
5/18/75	339.5	392.1	445.6	544.7	390.6
5/19/75	344.0	390.9	450.2	542.2	394.2
5/20/75	339.9	389.7	445.0	536.9	385.3
5/21/75	337.6	389.0	445.8	531.8	385.0
5/22/75	335.4	384.8	443.3	525.0	380.5
5/23/75	333.9	383.3	440.8	525.0	376.9
5/24/75	332.2	380.0	438.4	519.1	373.3
5/25/75	331.6	377.9	438.0	518.6	371.3
5/26/75	332.3	378.0	438.8	514.8	370.6
5/27/75	331.3	379.3	437.0	511.6	367.7
5/28/75	330.6	379.1	436.2	510.3	366.0
5/29/75	330.0	381.6	435.3	514.0	364.1
5/30/75	329.0	382.8	434.5	516.0	362.7
5/31/75	333.3	385.9	433.1	515.8	354.7
6/1/75	320.3	384.7	424.0	509.7	350.8
6/2/75	315.9	384.3	419.4	508.3	355.4
6/3/75	313.2	380.8	415.3	502.8	360.3
6/4/75	314.6	380.1	416.0	501.4	367.2
6/5/75	315.8	375.4	416.0	495.7	373.3
6/6/75	316.9	372.5	415.5	490.7	378.4
6/7/75	319.4	368.0	416.7	484.8	384.2
6/8/75	318.8	366.9	413.8	484.3	386.8
6/9/75	320.6	367.1	414.2	480.6	391.4
6/10/75	322.1	366.7	414.5	478.4	396.6
6/11/75	324.7	366.4	416.6	476.6	404.3
6/12/75	326.6	368.6	417.6	477.2	413.6
6/13/75	328.3	370.1	417.6	476.6	423.9
6/14/75	330.2	373.0	417.6	477.9	435.2
6/15/75	332.6	376.7	418.6	480.5	450.8
6/16/75	335.5	381.8	421.0	483.5	489.0
6/17/75	339.7	380.8	426.1	481.8	528.4
6/18/75	344.4	379.4	431.3	481.8	552.7
6/19/75	348.0	379.3	436.2	478.2	568.3
6/20/75	352.3	381.1	442.4	479.1	574.2
6/21/75	354.7	381.2	448.9	479.1	574.5
6/22/75	356.6	383.4	455.5	482.9	570.8
6/23/75	358.8	384.6	461.8	485.2	568.2
6/24/75	361.9	385.4	468.5	487.4	567.5
6/25/75	362.2	387.1	474.5	491.4	564.5
6/26/75	361.9	388.4	480.0	495.2	559.9
6/27/75	361.9	389.3	484.8	498.3	557.0

## Daily DSM2 Model Output

Date	Avg Of B1-DB1	Avg Of B1-DB2	Avg Of B2-CDB1	Avg Of B2-DB2	Avg Of H3-DB1
6/28/75	361.2	390.9	488.8	502.1	552.5
6/29/75	361.0	391.8	492.1	505.2	547.7
6/30/75	357.2	391.1	495.9	507.2	539.5
7/1/75	356.0	391.9	485.5	508.8	519.1
7/2/75	355.3	389.9	477.4	507.7	489.3
7/3/75	350.2	388.4	472.9	506.7	466.0
7/4/75	345.4	383.2	469.8	502.6	453.1
7/5/75	341.8	378.3	467.2	498.2	444.3
7/6/75	341.4	373.7	467.6	496.3	440.4
7/7/75	339.1	369.6	467.1	492.8	434.0
7/8/75	337.2	368.4	466.1	492.1	429.4
7/9/75	337.1	366.7	465.7	490.9	425.3
7/10/75	336.6	365.0	464.8	489.7	421.1
7/11/75	335.6	365.6	462.5	489.8	415.7
7/12/75	334.2	364.7	457.4	487.8	408.9
7/13/75	334.8	365.3	451.9	486.2	406.9
7/14/75	335.1	365.2	448.0	485.3	406.6
7/15/75	335.7	365.8	446.2	485.5	403.3
7/16/75	334.3	365.7	441.0	482.4	393.8
7/17/75	333.0	363.9	436.1	480.1	387.5
7/18/75	332.0	361.6	431.2	475.0	381.0
7/19/75	331.3	359.5	427.6	470.3	376.2
7/20/75	330.7	358.0	424.2	466.2	371.8
7/21/75	330.4	358.7	421.8	464.5	368.4
7/22/75	330.0	358.5	418.8	462.5	364.6
7/23/75	329.5	359.0	415.5	461.4	361.5
7/24/75	328.9	359.7	412.8	459.9	358.8
7/25/75	328.7	361.1	408.9	459.7	356.2
7/26/75	329.3	360.4	406.8	457.0	355.7
7/27/75	329.2	360.4	403.8	453.7	354.1
7/28/75	329.5	362.7	401.9	455.4	355.2
7/29/75	329.9	363.9	401.3	455.3	355.3
7/30/75	327.0	363.7	396.3	454.7	349.8
7/31/75	322.1	361.1	390.7	450.3	343.4
8/1/75	318.6	359.2	384.9	445.3	335.9
8/2/75	315.8	355.1	381.2	438.6	332.8
8/3/75	312.7	350.4	377.7	431.8	330.1
8/4/75	312.3	346.7	376.9	427.5	329.0
8/5/75	310.9	345.4	376.4	422.2	328.4
8/6/75	310.0	344.3	376.4	420.2	328.2
8/7/75	307.1	343.5	373.8	418.3	325.8
8/8/75	306.6	341.4	371.2	415.8	324.4
8/9/75	307.1	340.5	367.6	411.1	322.6
8/10/75	307.2	340.7	367.1	413.6	324.4
8/11/75	309.4	341.0	365.3	412.3	324.5



## Daily DSM2 Model Output

Date	Avg Of B1-DB1	Avg Of B1-DB2	Avg Of B2-CDB1	Avg Of B2-DB2	Avg Of H3-DB1
8/12/75	309.2	340.3	364.2	409.8	324.3
8/13/75	308.1	338.9	362.6	409.6	323.3
8/14/75	307.2	338.5	358.1	406.7	321.2
8/15/75	308.6	337.7	355.7	403.8	321.2
8/16/75	310.1	337.4	354.9	400.6	322.2
8/17/75	310.2	336.5	353.6	397.1	322.1
8/18/75	311.1	335.8	352.0	395.9	321.9
8/19/75	312.7	338.1	351.3	395.3	322.9
8/20/75	314.7	341.0	350.5	395.8	324.4
8/21/75	318.0	340.7	351.8	394.0	327.4
8/22/75	320.8	343.5	351.2	395.5	329.4
8/23/75	323.7	345.5	349.6	391.7	331.3
8/24/75	328.5	347.0	353.1	395.6	336.0
8/25/75	331.7	348.7	352.3	395.2	338.2
8/26/75	334.6	351.5	351.3	396.2	340.1
8/27/75	338.0	353.8	350.9	395.8	342.8
8/28/75	339.8	357.5	348.7	396.4	344.3
8/29/75	341.9	358.3	346.7	393.9	346.1
8/30/75	343.9	360.7	345.2	393.5	348.2
8/31/75	347.4	362.7	345.2	390.2	350.7
9/1/75	348.0	363.6	344.4	386.6	352.2
9/2/75	348.8	363.8	344.5	382.9	353.9
9/3/75	349.4	365.3	344.2	382.0	355.4
9/4/75	350.0	366.1	344.3	380.7	356.8
9/5/75	350.7	367.4	344.1	380.2	358.0
9/6/75	351.6	367.2	343.2	376.8	359.0
9/7/75	353.5	369.6	343.9	378.1	360.4
9/8/75	354.7	371.7	340.4	377.7	359.6
9/9/75	357.0	373.3	339.6	377.2	359.7
9/10/75	359.3	374.5	337.2	375.4	358.5
9/11/75	362.4	377.1	336.0	375.5	357.8
9/12/75	365.4	379.5	334.9	376.0	356.6
9/13/75	369.1	382.5	333.8	376.3	355.6
9/14/75	372.7	384.4	332.5	374.6	353.8
9/15/75	377.1	387.6	331.3	373.1	352.4
9/16/75	381.4	389.9	330.0	372.5	350.4
9/17/75	386.6	394.3	328.4	372.1	348.2
9/18/75	391.7	398.3	327.3	372.0	346.3
9/19/75	397.5	403.3	325.2	369.9	343.7
9/20/75	401.9	407.7	324.5	371.1	341.8
9/21/75	406.5	410.4	325.3	369.7	341.8
9/22/75	410.5	414.4	324.3	368.8	339.8
9/23/75	414.6	419.3	321.4	368.2	336.4
9/24/75	418.6	424.5	319.1	367.4	333.4
9/25/75	422.3	428.9	317.6	366.5	331.4

## Daily DSM2 Model Output

Date	Avg Of B1-DB1	Avg Of B1-DB2	Avg Of B2-CDB1	Avg Of B2-DB2	Avg Of H3-DB1
9/26/75	425.9	433.2	318.3	365.5	331.6
9/27/75	428.3	436.4	319.0	363.5	331.4
9/28/75	431.8	440.5	318.2	363.2	329.7
9/29/75	435.9	445.3	317.3	364.2	328.3
9/30/75	439.6	447.0	312.7	357.3	326.4
10/1/75	441.0	448.3	318.4	353.8	327.0
10/2/75	442.5	450.6	336.2	358.9	330.7
10/3/75	446.4	453.4	372.2	370.6	336.0
10/4/75	449.6	454.9	407.7	382.9	343.5
10/5/75	454.4	458.1	430.5	391.6	350.5
10/6/75	460.1	461.3	446.8	397.9	359.1
10/7/75	465.0	464.5	455.5	404.4	369.4
10/8/75	471.3	467.9	454.6	408.7	376.9
10/9/75	479.4	472.6	451.7	407.8	381.2
10/10/75	484.7	476.1	444.8	409.8	391.8
10/11/75	488.5	479.7	441.5	410.7	403.4
10/12/75	493.3	483.6	440.0	413.3	413.2
10/13/75	498.3	488.2	438.9	415.6	419.8
10/14/75	504.0	493.6	436.0	417.1	422.0
10/15/75	511.7	498.6	436.1	417.2	417.4
10/16/75	516.2	502.6	438.7	419.9	413.0
10/17/75	520.2	506.9	440.7	421.3	406.7
10/18/75	523.5	512.3	441.4	423.3	400.3
10/19/75	525.0	517.0	442.2	426.6	394.5
10/20/75	525.5	520.8	442.3	428.2	389.1
10/21/75	524.9	525.2	441.8	430.0	386.5
10/22/75	522.7	527.7	441.9	432.5	386.2
10/23/75	520.3	529.9	442.0	434.4	385.6
10/24/75	519.4	532.5	441.9	436.9	384.7
10/25/75	517.6	534.9	441.5	439.3	382.3
10/26/75	517.8	537.3	442.0	439.1	382.4
10/27/75	514.2	538.3	442.8	440.3	382.6
10/28/75	509.4	538.9	442.9	441.9	382.2
10/29/75	506.0	536.8	441.5	443.3	382.2
10/30/75	504.3	537.1	442.3	444.6	383.3
10/31/75	496.2	534.2	446.4	446.9	381.1
11/1/75	491.7	533.4	449.5	449.0	385.8
11/2/75	487.0	530.0	451.8	450.3	391.8
11/3/75	479.8	524.7	452.3	451.5	397.0
11/4/75	474.9	521.9	453.3	453.2	404.1
11/5/75	472.8	520.6	455.0	455.6	413.7
11/6/75	468.8	518.2	455.9	455.8	422.8
11/7/75	467.6	516.8	455.7	457.6	429.3
11/8/75	463.1	513.9	457.5	458.9	435.4
11/9/75	463.1	511.1	463.0	461.5	444.2

## Daily DSM2 Model Output

Date	Avg Of B1-DB1	Avg Of B1-DB2	Avg Of B2-CDB1	Avg Of B2-DB2	Avg Of H3-DB1
11/10/75	465.8	506.6	473.2	465.1	456.1
11/11/75	460.7	502.3	482.2	469.4	467.1
11/12/75	457.2	501.9	487.9	472.7	473.4
11/13/75	453.2	497.6	492.3	475.1	477.6
11/14/75	446.2	494.4	497.8	478.4	484.1
11/15/75	440.5	489.4	504.4	482.0	492.3
11/16/75	437.0	485.6	509.1	486.0	498.3
11/17/75	433.7	480.4	511.5	489.7	501.2
11/18/75	428.7	475.2	513.5	493.0	503.5
11/19/75	425.7	469.4	514.7	496.0	504.8
11/20/75	422.5	466.2	515.5	498.6	505.7
11/21/75	421.2	462.8	516.9	500.4	507.4
11/22/75	420.7	459.1	518.5	502.7	509.3
11/23/75	420.4	456.7	521.0	505.4	512.5
11/24/75	419.2	454.8	523.6	508.2	515.8
11/25/75	420.4	449.9	526.0	508.7	518.8
11/26/75	420.3	446.5	528.0	511.0	521.4
11/27/75	423.6	444.6	528.3	513.1	521.2
11/28/75	422.1	443.7	528.5	514.2	521.3
11/29/75	419.3	442.0	529.9	517.0	523.7
11/30/75	420.1	441.2	530.0	519.5	519.6
12/1/75	420.6	438.6	530.9	521.4	492.1
12/2/75	422.6	437.5	530.1	523.2	447.4
12/3/75	425.0	438.0	528.7	524.7	419.3
12/4/75	427.7	438.6	527.9	526.7	405.3
12/5/75	431.6	439.7	529.0	528.3	395.2
12/6/75	435.7	441.9	531.7	530.2	387.8
12/7/75	440.5	444.9	535.2	532.5	381.5
12/8/75	444.8	449.0	539.3	534.8	376.8
12/9/75	448.2	451.4	541.8	535.8	368.7
12/10/75	450.1	455.1	543.0	537.4	363.5
12/11/75	452.6	458.6	541.8	539.7	344.9
12/12/75	453.2	461.4	541.3	540.2	331.9
12/13/75	453.1	463.4	544.7	541.8	322.8
12/14/75	451.8	465.9	548.8	545.5	310.6
12/15/75	449.4	467.5	546.0	547.7	299.6
12/16/75	447.3	468.9	540.3	547.5	292.8
12/17/75	444.4	468.6	537.8	548.3	285.7
12/18/75	443.6	469.2	535.1	549.0	282.4
12/19/75	446.6	469.5	536.6	550.1	279.9
12/20/75	453.9	471.2	539.3	551.2	280.5
12/21/75	463.2	473.9	545.9	553.6	284.0
12/22/75	472.5	477.9	559.0	557.5	285.9
12/23/75	480.4	485.0	568.3	559.8	290.3
12/24/75	494.3	491.6	574.7	563.1	291.7

## Daily DSM2 Model Output

Date	Avg Of B1-DB1	Avg Of B1-DB2	Avg Of B2-CDB1	Avg Of B2-DB2	Avg Of H3-DB1
12/25/75	505.5	500.6	571.5	563.8	295.1
12/26/75	519.4	508.7	565.8	564.3	298.3
12/27/75	534.6	519.0	560.6	565.3	303.0
12/28/75	553.6	530.5	555.5	564.7	309.5
12/29/75	571.6	545.0	548.8	564.4	318.8
12/30/75	590.7	559.0	546.7	564.4	331.1
12/31/75	610.4	576.7	547.4	568.0	345.9
1/1/76	632.7	594.2	555.5	573.1	360.7
1/2/76	647.8	607.6	565.4	577.6	366.1
1/3/76	665.9	621.3	574.7	581.6	371.2
1/4/76	684.4	639.2	587.6	586.7	378.8
1/5/76	698.3	657.9	603.5	590.7	389.2
1/6/76	715.0	689.4	622.2	597.3	407.3
1/7/76	733.2	691.1	630.8	602.0	421.2
1/8/76	747.4	708.5	627.1	605.1	423.9
1/9/76	760.6	720.6	622.4	607.2	423.3
1/10/76	784.1	737.2	625.7	611.6	432.6
1/11/76	805.3	759.5	625.1	616.7	438.3
1/12/76	813.8	779.1	623.1	620.6	442.6
1/13/76	814.5	792.1	618.9	622.0	443.7
1/14/76	812.5	802.2	619.4	624.5	448.5
1/15/76	808.2	811.0	619.1	627.4	453.3
1/16/76	806.0	819.1	618.5	628.9	458.2
1/17/76	803.6	825.7	620.2	631.4	464.7
1/18/76	803.7	830.2	624.9	633.9	473.2
1/19/76	805.4	835.2	634.4	637.4	487.0
1/20/76	807.8	839.9	647.2	641.7	505.1
1/21/76	811.3	841.3	655.7	646.0	519.5
1/22/76	814.3	844.3	657.7	649.3	522.9
1/23/76	817.5	848.7	657.1	651.8	522.9
1/24/76	817.1	850.3	658.4	655.4	527.2
1/25/76	814.4	851.7	659.4	658.0	530.8
1/26/76	809.6	852.2	663.7	661.9	539.9
1/27/76	804.0	853.3	663.7	665.0	543.1
1/28/76	801.5	853.6	661.8	667.3	541.8
1/29/76	796.7	852.3	663.8	669.3	545.6
1/30/76	792.2	851.7	669.5	672.5	554.5
1/31/76	789.9	853.1	674.4	679.5	554.4
2/1/76	790.7	854.2	673.6	682.3	528.3
2/2/76	794.6	852.9	672.5	686.1	514.4
2/3/76	796.2	851.9	670.4	689.3	507.6
2/4/76	799.1	852.0	671.8	692.8	506.6
2/5/76	800.5	852.6	673.7	695.7	506.8
2/6/76	803.2	855.5	675.2	700.0	506.5
2/7/76	802.6	856.6	674.0	703.6	500.7

## Daily DSM2 Model Output

Date	Avg Of B1-DB1	Avg Of B1-DB2	Avg Of B2-CDB1	Avg Of B2-DB2	Avg Of H3-DB1
2/8/76	797.6	855.2	669.3	704.2	491.6
2/9/76	799.0	855.6	672.3	707.6	488.4
2/10/76	791.5	855.0	674.7	709.0	489.8
2/11/76	782.2	852.4	673.5	712.1	484.9
2/12/76	778.6	849.5	673.8	712.3	480.5
2/13/76	774.2	850.7	676.3	715.0	482.5
2/14/76	773.6	846.2	678.6	718.1	484.4
2/15/76	770.8	844.1	681.5	719.1	484.5
2/16/76	775.4	841.7	685.9	723.0	486.7
2/17/76	771.8	836.2	690.0	724.5	485.5
2/18/76	768.9	832.2	690.2	725.8	482.7
2/19/76	769.4	834.5	695.2	730.6	483.7
2/20/76	765.1	831.7	696.8	731.5	480.9
2/21/76	757.4	829.6	695.7	735.0	473.7
2/22/76	746.8	825.1	693.5	737.4	466.0
2/23/76	741.9	821.0	696.1	740.7	464.1
2/24/76	730.7	815.5	699.0	742.7	465.6
2/25/76	717.8	807.6	699.3	743.9	464.3
2/26/76	710.3	802.5	701.8	745.4	461.7
2/27/76	703.7	798.0	704.4	746.0	462.0
2/28/76	693.0	783.4	701.9	747.8	459.2
2/29/76	690.2	776.0	703.9	749.8	452.3
3/1/76	667.0	765.1	696.2	748.2	451.6
3/2/76	671.1	767.2	691.9	750.7	455.2
3/3/76	669.4	765.5	687.8	749.3	458.3
3/4/76	667.8	766.0	682.6	750.2	462.1
3/5/76	666.1	762.3	678.3	748.3	462.5
3/6/76	659.4	760.3	670.4	746.9	458.2
3/7/76	649.7	754.5	658.9	743.0	450.9
3/8/76	641.2	749.5	648.5	739.3	445.1
3/9/76	632.6	741.2	640.3	733.3	442.9
3/10/76	626.6	735.9	636.7	729.2	442.8
3/11/76	619.5	729.9	635.6	722.9	445.1
3/12/76	612.4	725.9	634.8	722.3	447.4
3/13/76	605.2	718.5	635.1	718.5	447.5
3/14/76	602.2	711.8	637.7	715.8	447.6
3/15/76	595.7	703.7	638.3	712.2	447.5
3/16/76	583.1	689.3	635.9	706.6	443.5
3/17/76	577.4	686.4	633.4	702.2	441.2
3/18/76	575.5	679.0	634.4	697.7	442.1
3/19/76	569.6	672.1	634.3	692.7	444.2
3/20/76	558.5	667.7	632.3	691.0	442.9
3/21/76	547.1	658.9	628.3	687.9	436.7
3/22/76	539.3	653.0	624.0	687.0	432.3
3/23/76	530.2	649.0	620.4	686.7	431.3

## Daily DSM2 Model Output

Date	Avg Of B1-DB1	Avg Of B1-DB2	Avg Of B2-CDB1	Avg Of B2-DB2	Avg Of H3-DB1
3/24/76	530.6	646.5	622.0	686.6	432.7
3/25/76	524.3	639.4	620.8	684.2	432.6
3/26/76	520.0	633.7	620.3	683.4	432.9
3/27/76	512.5	628.2	617.9	680.9	431.1
3/28/76	513.4	626.1	617.3	678.4	432.2
3/29/76	503.4	614.7	613.7	675.2	429.0
3/30/76	494.6	608.6	610.2	672.5	425.4
3/31/76	487.2	601.6	610.0	669.7	423.4
4/1/76	476.1	590.5	604.3	664.6	423.8
4/2/76	474.5	586.4	597.3	659.5	429.2
4/3/76	478.1	581.7	592.5	653.0	436.1
4/4/76	479.6	579.5	588.8	649.1	442.4
4/5/76	479.9	578.7	585.5	645.5	447.9
4/6/76	476.8	578.9	581.1	642.7	452.3
4/7/76	479.2	576.8	580.7	637.9	455.8
4/8/76	480.9	576.4	581.5	637.8	459.2
4/9/76	480.9	573.2	584.6	635.3	463.2
4/10/76	483.8	576.0	587.2	632.3	467.2
4/11/76	483.6	572.5	587.2	631.0	470.0
4/12/76	483.6	567.1	587.0	624.6	472.6
4/13/76	485.7	566.0	587.4	622.8	475.8
4/14/76	487.2	561.5	585.9	618.6	478.7
4/15/76	495.0	562.1	588.1	617.8	484.3
4/16/76	497.1	559.6	589.2	614.2	490.2
4/17/76	496.6	557.7	584.9	612.8	495.2
4/18/76	497.2	560.0	579.6	612.8	498.7
4/19/76	496.3	562.4	575.6	613.5	502.0
4/20/76	491.6	561.1	570.0	610.1	504.0
4/21/76	488.7	562.4	563.8	609.5	503.7
4/22/76	488.9	562.6	559.8	607.8	503.3
4/23/76	489.9	565.1	558.0	608.1	504.1
4/24/76	493.2	564.5	557.8	606.7	506.1
4/25/76	490.5	563.0	549.7	603.8	506.8
4/26/76	486.0	558.1	539.4	596.7	504.2
4/27/76	483.3	557.9	532.1	594.0	499.9
4/28/76	484.1	558.3	529.9	591.3	498.8
4/29/76	484.5	555.1	526.7	585.7	499.2
4/30/76	483.8	550.2	521.3	581.1	499.6
5/1/76	481.4	547.9	517.6	576.7	498.6
5/2/76	479.2	546.7	517.4	576.0	497.3
5/3/76	476.7	544.6	517.3	573.9	495.6
5/4/76	474.6	544.5	517.5	574.0	494.6
5/5/76	469.2	545.2	515.6	575.5	492.5
5/6/76	466.5	545.3	515.7	575.4	491.3
5/7/76	462.8	544.4	514.6	575.4	489.1

## Daily DSM2 Model Output

Date	Avg Of B1-DB1	Avg Of B1-DB2	Avg Of B2-CDB1	Avg Of B2-DB2	Avg Of H3-DB1
5/8/76	461.5	542.3	515.4	574.3	488.2
5/9/76	462.1	539.3	515.6	572.1	487.9
5/10/76	462.6	535.7	514.7	570.8	487.5
5/11/76	459.7	529.6	511.1	564.5	484.9
5/12/76	456.2	524.8	507.8	559.7	481.9
5/13/76	455.3	520.6	505.7	556.9	480.6
5/14/76	452.8	517.8	502.5	554.0	478.0
5/15/76	451.6	513.8	500.8	551.0	476.7
5/16/76	453.0	514.4	501.6	551.9	477.8
5/17/76	454.8	514.8	503.0	552.2	480.0
5/18/76	456.5	518.0	505.1	555.1	482.4
5/19/76	455.7	518.5	505.1	555.8	483.1
5/20/76	454.1	519.4	504.6	556.9	482.7
5/21/76	453.3	519.4	503.9	557.1	482.2
5/22/76	451.7	519.1	501.9	557.2	480.6
5/23/76	449.1	516.4	498.9	554.8	478.1
5/24/76	446.0	515.2	495.7	554.0	474.8
5/25/76	441.9	509.1	491.6	548.2	470.9
5/26/76	439.8	509.4	490.1	548.9	468.7
5/27/76	440.4	507.2	490.4	546.7	468.8
5/28/76	439.9	501.5	489.5	542.0	467.9
5/29/76	438.5	502.6	488.4	542.0	466.8
5/30/76	438.3	499.5	488.4	540.2	466.8
5/31/76	436.3	495.5	487.4	536.1	465.5
6/1/76	432.2	491.2	485.0	532.6	462.3
6/2/76	429.4	491.9	483.9	533.5	460.1
6/3/76	426.6	491.9	482.6	533.8	457.9
6/4/76	424.3	493.6	482.1	535.5	456.3
6/5/76	422.4	491.8	481.7	534.3	454.9
6/6/76	418.8	488.8	478.8	532.4	451.4
6/7/76	416.6	485.6	476.2	529.8	448.6
6/8/76	415.6	480.8	474.4	525.7	446.9
6/9/76	413.1	475.9	472.1	523.0	444.4
6/10/76	411.6	470.7	470.6	517.2	442.8
6/11/76	409.6	466.3	469.1	513.5	441.1
6/12/76	409.3	465.9	468.9	513.2	440.9
6/13/76	408.4	465.7	468.2	513.1	440.2
6/14/76	408.1	463.8	468.2	511.7	440.1
6/15/76	407.2	463.0	467.5	511.2	439.2
6/16/76	406.2	465.3	466.5	513.3	438.7
6/17/76	407.2	468.0	467.3	515.2	440.5
6/18/76	407.0	469.9	466.8	517.2	440.9
6/19/76	405.5	468.4	465.0	516.0	439.9
6/20/76	405.8	469.8	463.9	517.0	439.9
6/21/76	405.5	465.9	462.0	513.4	439.2



## Daily DSM2 Model Output

Date	Avg Of B1-DB1	Avg Of B1-DB2	Avg Of B2-CDB1	Avg Of B2-DB2	Avg Of H3-DB1
6/22/76	402.8	463.0	458.6	510.4	436.4
6/23/76	400.9	462.9	456.1	506.8	434.1
6/24/76	399.9	458.4	454.1	505.6	432.4
6/25/76	398.3	454.1	451.5	500.9	430.1
6/26/76	398.6	456.2	451.0	502.2	429.7
6/27/76	398.3	452.8	450.1	498.8	429.1
6/28/76	399.3	451.5	450.6	497.1	429.7
6/29/76	402.0	452.8	452.7	497.8	432.1
6/30/76	404.6	456.0	454.4	501.0	434.4
7/1/76	402.9	456.5	451.9	500.1	430.4
7/2/76	399.6	453.4	447.1	497.6	424.4
7/3/76	401.1	455.4	444.7	498.5	422.8
7/4/76	399.8	454.5	442.0	496.8	421.0
7/5/76	399.5	450.1	439.8	491.3	419.7
7/6/76	401.7	449.2	440.2	489.1	421.3
7/7/76	403.6	445.7	440.1	484.4	422.3
7/8/76	405.5	443.2	439.9	480.3	423.7
7/9/76	407.7	441.9	439.3	477.1	425.4
7/10/76	410.1	441.2	438.2	474.4	427.4
7/11/76	414.1	445.2	437.9	476.6	431.3
7/12/76	418.9	446.6	438.0	475.6	435.8
7/13/76	425.2	449.2	438.3	475.7	441.9
7/14/76	432.5	453.5	439.1	477.4	449.0
7/15/76	442.6	460.5	441.5	478.4	459.1
7/16/76	452.0	464.0	442.9	480.1	468.3
7/17/76	461.3	469.2	445.5	482.7	477.5
7/18/76	469.9	473.2	447.1	483.3	485.9
7/19/76	477.8	479.5	447.7	485.4	493.2
7/20/76	484.6	485.2	446.4	486.5	499.6
7/21/76	490.8	492.2	444.6	485.0	505.3
7/22/76	496.1	499.5	443.5	485.1	510.1
7/23/76	497.6	504.7	440.6	482.7	511.3
7/24/76	499.1	509.4	436.6	479.5	512.4
7/25/76	500.0	514.8	433.2	481.0	512.9
7/26/76	499.7	518.0	430.0	478.9	512.4
7/27/76	499.5	521.7	426.9	478.6	511.9
7/28/76	500.0	524.3	423.4	476.7	512.0
7/29/76	502.1	527.7	420.3	475.3	513.9
7/30/76	507.4	533.9	420.6	474.9	518.8
7/31/76	512.9	535.6	421.2	474.8	524.1
8/1/76	517.1	537.8	419.6	472.5	528.1
8/2/76	520.3	541.4	417.7	472.1	531.4
8/3/76	521.5	545.3	413.9	470.0	532.5
8/4/76	522.1	547.4	410.0	466.6	532.9
8/5/76	522.3	549.6	407.7	462.7	532.5

## Daily DSM2 Model Output

Date	Avg Of B1-DB1	Avg Of B1-DB2	Avg Of B2-CDB1	Avg Of B2-DB2	Avg Of H3-DB1
8/6/76	518.8	550.6	404.4	458.7	528.4
8/7/76	515.8	550.4	399.7	454.0	524.7
8/8/76	513.0	552.7	395.4	451.9	521.1
8/9/76	512.7	552.6	392.8	451.9	520.1
8/10/76	514.0	553.5	391.0	451.3	520.9
8/11/76	516.6	554.0	388.7	449.3	523.0
8/12/76	522.0	556.8	388.7	450.6	528.2
8/13/76	526.6	557.3	385.3	445.8	532.1
8/14/76	530.3	560.0	385.1	446.9	535.5
8/15/76	533.8	561.5	383.7	445.6	538.7
8/16/76	537.1	564.0	381.6	444.8	541.5
8/17/76	540.3	567.0	379.3	442.7	544.2
8/18/76	543.3	570.5	376.3	440.6	546.7
8/19/76	546.4	573.6	374.7	437.1	549.5
8/20/76	547.9	575.5	373.3	432.7	550.6
8/21/76	548.9	578.2	371.9	430.3	551.1
8/22/76	549.7	579.9	371.2	427.1	551.5
8/23/76	551.9	581.5	369.2	423.8	553.3
8/24/76	556.4	584.3	366.6	421.8	557.3
8/25/76	561.6	587.3	365.9	419.3	561.9
8/26/76	567.4	589.3	363.2	415.0	567.3
8/27/76	572.1	595.8	362.6	415.8	572.0
8/28/76	577.6	599.1	360.5	413.7	577.4
8/29/76	581.5	603.0	358.4	411.3	580.9
8/30/76	584.8	607.8	355.6	407.8	584.2
8/31/76	588.7	612.4	355.4	407.0	587.6
9/1/76	588.1	615.1	353.0	406.4	587.8
9/2/76	587.7	615.7	351.2	402.0	587.9
9/3/76	587.4	616.7	349.4	399.8	587.8
9/4/76	587.3	619.1	346.6	396.5	587.9
9/5/76	589.3	621.5	345.6	394.4	590.3
9/6/76	590.2	624.0	344.2	393.4	591.2
9/7/76	591.3	626.1	343.3	392.9	592.9
9/8/76	595.9	629.2	343.1	392.1	597.9
9/9/76	601.5	633.2	341.0	389.4	603.9
9/10/76	609.0	636.0	341.8	390.7	611.4
9/11/76	613.1	637.1	343.3	389.3	615.4
9/12/76	616.1	640.0	341.2	389.1	618.7
9/13/76	625.0	643.6	339.8	387.6	627.8
9/14/76	633.1	648.3	338.0	386.1	635.4
9/15/76	639.7	653.7	337.6	385.1	641.7
9/16/76	643.6	658.0	336.9	384.0	644.9
9/17/76	647.2	662.1	336.2	383.5	647.2
9/18/76	651.1	666.6	334.9	381.0	650.1
9/19/76	654.0	670.7	334.0	377.6	652.6

## Daily DSM2 Model Output

Date	Avg Of B1-DB1	Avg Of B1-DB2	Avg Of B2-CDB1	Avg Of B2-DB2	Avg Of H3-DB1
9/20/76	653.3	674.7	334.9	376.7	651.5
9/21/76	651.3	677.2	333.9	374.7	649.1
9/22/76	651.6	679.1	332.5	371.5	649.2
9/23/76	654.3	683.4	333.1	371.2	652.0
9/24/76	657.5	685.5	331.1	369.8	655.2
9/25/76	661.3	689.3	329.0	368.7	658.8
9/26/76	667.4	692.7	328.5	366.7	664.9
9/27/76	673.2	696.2	327.0	364.7	670.8
9/28/76	680.5	701.3	326.6	362.7	678.2
9/29/76	686.9	705.8	327.1	363.1	684.7
9/30/76	694.0	710.3	326.5	363.2	691.1
10/1/76	703.3	716.9	326.4	361.9	695.6
10/2/76	716.4	723.2	328.2	362.4	696.6
10/3/76	730.1	730.3	330.3	362.2	695.7
10/4/76	746.2	740.2	332.0	362.3	697.6
10/5/76	764.8	755.2	333.4	363.3	704.0
10/6/76	773.9	762.3	335.4	364.7	710.6
10/7/76	782.4	768.8	338.4	365.8	716.0
10/8/76	789.8	777.7	339.6	366.3	719.0
10/9/76	799.2	789.8	341.1	367.8	725.6
10/10/76	805.2	799.2	342.7	368.7	732.5
10/11/76	807.6	807.4	344.2	370.0	737.5
10/12/76	810.2	816.8	345.4	370.4	741.8
10/13/76	808.7	822.8	346.4	371.0	743.8
10/14/76	809.3	830.7	347.4	372.5	745.5
10/15/76	808.1	836.4	348.3	373.8	749.4
10/16/76	803.8	842.6	348.0	374.5	753.7
10/17/76	800.6	847.0	348.1	376.6	755.6
10/18/76	795.9	847.0	348.8	375.5	751.4
10/19/76	789.9	844.0	348.4	374.8	740.2
10/20/76	782.0	844.3	348.3	375.3	728.7
10/21/76	779.6	842.2	349.1	374.5	718.9
10/22/76	776.7	840.8	350.1	374.3	707.8
10/23/76	776.8	839.2	352.3	373.9	700.1
10/24/76	774.3	836.1	354.6	373.9	692.4
10/25/76	772.2	833.5	356.4	373.7	682.7
10/26/76	775.8	835.5	357.9	375.4	676.1
10/27/76	781.3	836.2	359.3	375.6	672.0
10/28/76	786.2	837.7	361.1	377.1	669.3
10/29/76	789.4	840.5	363.4	378.6	667.9
10/30/76	796.7	842.8	366.2	379.9	666.8
10/31/76	796.9	841.9	368.6	380.2	663.5
11/1/76	794.1	842.8	370.8	381.4	661.7
11/2/76	792.3	843.5	372.1	381.9	654.6
11/3/76	788.6	843.9	372.7	382.2	642.1

## Daily DSM2 Model Output

Date	Avg Of B1-DB1	Avg Of B1-DB2	Avg Of B2-CDB1	Avg Of B2-DB2	Avg Of H3-DB1
11/4/76	790.5	845.0	373.0	382.8	635.9
11/5/76	791.1	846.4	374.0	382.7	631.5
11/6/76	788.2	847.6	376.0	383.3	626.4
11/7/76	783.0	844.7	378.4	383.4	618.9
11/8/76	780.4	844.7	380.9	385.1	612.4
11/9/76	781.5	844.5	382.3	385.2	607.8
11/10/76	778.3	844.6	383.5	386.0	601.9
11/11/76	780.8	845.2	384.5	387.7	599.9
11/12/76	782.0	845.9	385.9	389.1	598.9
11/13/76	782.1	846.7	387.7	388.8	597.8
11/14/76	785.0	847.0	389.5	389.7	599.3
11/15/76	785.9	843.6	391.0	391.1	595.5
11/16/76	786.8	844.0	391.6	392.8	595.0
11/17/76	782.5	841.6	391.5	392.6	588.3
11/18/76	779.6	841.2	391.4	393.4	582.4
11/19/76	776.4	837.6	391.6	393.6	579.0
11/20/76	774.2	834.3	392.3	393.9	577.1
11/21/76	767.1	833.0	393.5	394.4	571.8
11/22/76	765.7	830.3	394.7	395.4	569.8
11/23/76	760.9	829.2	396.2	396.6	567.6
11/24/76	760.7	827.6	397.7	397.5	567.8
11/25/76	760.1	828.0	399.3	398.9	567.5
11/26/76	767.4	829.3	400.9	400.3	572.4
11/27/76	773.8	828.1	402.8	401.5	577.1
11/28/76	778.3	827.0	404.1	402.7	580.3
11/29/76	786.3	827.8	404.4	403.9	587.0
11/30/76	788.2	831.8	404.8	406.0	589.5
12/1/76	793.5	833.5	406.5	407.0	594.6
12/2/76	795.5	836.5	408.2	408.5	598.9
12/3/76	799.4	839.3	410.2	409.6	604.2
12/4/76	805.5	842.4	412.5	411.0	610.2
12/5/76	805.6	844.3	415.3	412.7	612.6
12/6/76	806.1	846.7	417.9	415.3	615.1
12/7/76	807.6	847.3	420.3	416.6	618.1
12/8/76	811.0	852.2	422.4	418.3	621.8
12/9/76	811.0	852.9	425.2	420.6	623.6
12/10/76	808.5	852.8	428.0	422.5	623.7
12/11/76	809.3	856.7	430.3	424.1	625.9
12/12/76	812.3	858.5	432.8	426.2	629.6
12/13/76	816.8	860.8	434.7	427.5	634.1
12/14/76	818.1	860.8	435.6	429.2	636.4
12/15/76	816.4	862.4	435.9	431.5	637.8
12/16/76	815.3	862.8	435.1	433.3	640.0
12/17/76	809.8	862.8	433.6	433.6	639.5
12/18/76	803.9	860.0	433.1	434.6	637.5

## Daily DSM2 Model Output

Date	Avg Of B1-DB1	Avg Of B1-DB2	Avg Of B2-CDB1	Avg Of B2-DB2	Avg Of H3-DB1
12/19/76	797.1	858.7	433.9	436.3	634.5
12/20/76	790.3	855.5	434.7	437.4	631.8
12/21/76	786.1	853.1	436.1	438.7	630.6
12/22/76	784.5	851.5	437.5	440.6	631.2
12/23/76	784.2	850.6	439.5	441.9	632.7
12/24/76	785.3	850.4	442.5	443.6	635.1
12/25/76	785.8	852.0	445.2	445.6	637.4
12/26/76	790.1	851.4	446.7	447.2	643.3
12/27/76	801.3	851.3	447.5	448.3	652.7
12/28/76	807.6	851.8	447.2	449.9	660.3
12/29/76	813.0	854.0	444.9	450.7	669.4
12/30/76	820.0	857.5	443.3	451.7	678.9
12/31/76	824.6	863.4	444.4	457.6	685.4
1/1/77	834.8	869.9	450.1	463.0	703.2
1/2/77	858.8	878.8	457.2	466.2	724.9
1/3/77	854.1	882.0	465.6	472.0	726.5
1/4/77	861.1	887.0	470.3	475.2	739.8
1/5/77	877.0	895.4	475.8	479.8	754.1
1/6/77	875.6	899.9	481.9	483.5	757.7
1/7/77	884.1	908.8	487.2	487.2	768.5
1/8/77	890.0	913.8	494.0	491.4	774.8
1/9/77	892.5	920.2	500.6	495.9	779.9
1/10/77	899.3	926.9	505.4	500.8	788.3
1/11/77	907.7	934.3	509.7	504.2	796.8
1/12/77	913.1	938.3	513.1	508.5	804.9
1/13/77	913.9	942.8	516.5	513.4	811.4
1/14/77	913.3	948.2	519.4	517.4	816.3
1/15/77	912.2	952.8	523.4	520.9	819.3
1/16/77	907.7	954.5	527.6	524.7	819.5
1/17/77	904.6	955.8	531.0	529.7	820.6
1/18/77	903.4	957.7	534.7	533.6	823.3
1/19/77	901.7	957.5	538.3	537.7	825.3
1/20/77	901.7	957.6	542.6	540.6	828.6
1/21/77	902.8	961.4	547.2	545.8	833.1
1/22/77	906.1	961.6	551.9	549.6	839.0
1/23/77	910.7	964.1	556.7	553.1	845.9
1/24/77	914.4	964.9	560.7	557.8	852.3
1/25/77	919.4	966.0	563.7	560.7	858.8
1/26/77	921.4	967.5	566.3	564.6	863.8
1/27/77	920.1	969.0	569.1	569.2	867.8
1/28/77	916.1	969.2	572.2	572.1	870.0
1/29/77	916.0	970.5	576.0	575.6	872.9
1/30/77	908.5	969.4	580.8	579.6	871.1
1/31/77	901.0	967.1	584.4	586.2	868.5
2/1/77	892.9	965.4	584.2	589.6	863.0

## Daily DSM2 Model Output

Date	Avg Of B1-DB1	Avg Of B1-DB2	Avg Of B2-CDB1	Avg Of B2-DB2	Avg Of H3-DB1
2/2/77	892.1	967.5	584.7	594.0	861.3
2/3/77	889.5	964.7	586.5	595.7	858.8
2/4/77	886.4	968.9	588.3	601.9	855.9
2/5/77	885.7	967.5	590.8	604.1	855.4
2/6/77	882.2	969.7	592.3	609.4	853.5
2/7/77	878.6	967.8	593.4	610.9	852.2
2/8/77	884.8	968.8	597.2	614.8	858.3
2/9/77	885.3	969.6	599.9	620.3	859.5
2/10/77	885.4	970.7	602.4	623.3	859.9
2/11/77	876.8	968.4	602.0	626.6	853.8
2/12/77	868.9	963.0	601.3	627.3	848.7
2/13/77	861.3	960.2	599.9	628.6	844.3
2/14/77	858.3	961.6	600.3	630.8	842.9
2/15/77	861.4	960.6	603.7	634.9	844.9
2/16/77	859.7	957.6	606.1	636.7	842.9
2/17/77	857.1	958.8	608.4	638.0	840.9
2/18/77	856.0	957.1	611.3	641.5	838.6
2/19/77	852.8	959.3	613.1	644.8	835.9
2/20/77	844.2	958.3	613.6	650.3	828.5
2/21/77	855.8	958.3	621.1	651.8	838.4
2/22/77	845.5	954.5	619.9	653.8	828.9
2/23/77	852.1	959.8	625.5	659.0	834.7
2/24/77	852.6	959.3	629.3	662.2	834.8
2/25/77	847.2	957.7	631.5	665.5	829.2
2/26/77	834.5	952.2	631.1	667.8	817.9
2/27/77	824.2	947.7	631.0	669.1	809.5
2/28/77	814.7	939.5	631.6	666.8	800.5
3/1/77	811.1	934.4	630.0	669.0	798.0
3/2/77	806.3	928.4	626.7	667.0	795.9
3/3/77	806.2	924.2	626.1	666.4	798.0
3/4/77	800.0	919.8	622.2	666.5	794.7
3/5/77	794.6	920.0	620.4	668.8	792.6
3/6/77	792.5	913.5	619.9	667.1	792.5
3/7/77	787.5	910.7	618.9	667.4	790.0
3/8/77	783.8	905.4	618.3	666.0	788.4
3/9/77	793.7	899.8	623.4	665.5	797.1
3/10/77	785.0	893.2	621.2	664.2	791.9
3/11/77	775.9	889.8	618.5	664.2	786.6
3/12/77	767.4	887.1	615.0	664.8	781.2
3/13/77	760.4	881.4	611.9	663.0	776.5
3/14/77	748.7	875.9	607.9	661.2	768.4
3/15/77	737.9	872.3	604.3	660.0	760.2
3/16/77	739.5	870.3	606.5	660.0	761.6
3/17/77	741.6	867.4	610.5	661.6	764.1
3/18/77	743.4	863.4	615.0	661.1	766.7

## Daily DSM2 Model Output

Date	Avg Of B1-DB1	Avg Of B1-DB2	Avg Of B2-CDB1	Avg Of B2-DB2	Avg Of H3-DB1
3/19/77	744.4	861.1	619.7	662.2	768.3
3/20/77	741.6	855.6	621.7	662.8	767.3
3/21/77	736.3	854.1	621.6	663.2	763.8
3/22/77	727.2	847.8	619.5	662.8	758.0
3/23/77	724.3	846.6	618.5	662.4	756.1
3/24/77	718.6	842.8	615.9	660.6	751.6
3/25/77	720.4	842.6	617.0	663.0	753.4
3/26/77	715.7	839.8	616.6	664.6	750.7
3/27/77	719.3	839.5	620.5	665.9	754.3
3/28/77	711.9	829.3	619.9	663.1	750.0
3/29/77	705.2	828.9	620.3	664.6	745.8
3/30/77	700.1	826.4	619.2	664.5	741.9
3/31/77	688.2	821.1	614.0	664.1	732.1
4/1/77	679.8	813.1	613.0	662.3	724.1
4/2/77	670.5	804.5	612.3	660.6	715.1
4/3/77	663.2	793.6	611.6	657.5	707.5
4/4/77	655.6	784.2	610.3	655.3	700.0
4/5/77	651.5	774.6	610.3	653.2	695.4
4/6/77	642.0	761.9	608.6	649.5	686.7
4/7/77	634.5	756.8	607.3	649.1	679.8
4/8/77	632.6	755.3	608.0	650.6	677.7
4/9/77	628.0	751.5	609.1	651.9	673.9
4/10/77	621.9	746.8	610.5	652.4	669.4
4/11/77	615.6	743.2	612.0	653.7	665.0
4/12/77	609.4	738.8	611.9	654.0	660.0
4/13/77	605.5	736.3	610.3	654.2	656.0
4/14/77	600.5	733.1	608.2	655.1	651.4
4/15/77	596.6	726.4	606.7	653.3	647.8
4/16/77	596.4	723.0	607.7	653.9	647.4
4/17/77	591.1	712.3	607.3	650.5	642.8
4/18/77	586.9	707.2	606.8	650.4	639.1
4/19/77	581.9	702.9	604.7	650.0	634.7
4/20/77	578.4	696.6	602.0	648.2	630.9
4/21/77	574.0	691.9	599.8	647.8	626.8
4/22/77	569.9	685.3	597.5	646.1	622.6
4/23/77	566.5	681.9	595.8	645.2	619.5
4/24/77	562.9	682.2	594.0	647.0	616.1
4/25/77	558.7	678.7	592.4	647.3	612.6
4/26/77	555.0	676.4	591.0	649.9	609.4
4/27/77	553.2	677.6	590.6	649.6	608.2
4/28/77	549.8	670.5	587.8	646.6	604.5
4/29/77	543.1	666.0	581.5	644.5	598.0
4/30/77	540.4	655.6	575.5	637.4	593.7
5/1/77	539.5	649.3	570.3	632.0	590.0
5/2/77	536.2	638.4	565.7	626.6	584.6

## Daily DSM2 Model Output

Date	Avg Of B1-DB1	Avg Of B1-DB2	Avg Of B2-CDB1	Avg Of B2-DB2	Avg Of H3-DB1
5/3/77	536.8	632.9	563.2	619.8	582.4
5/4/77	537.0	623.6	560.9	613.1	579.7
5/5/77	534.9	617.7	557.7	609.4	575.1
5/6/77	533.3	613.8	554.7	607.5	571.2
5/7/77	530.7	611.6	551.2	603.6	566.4
5/8/77	527.9	612.3	547.9	603.7	561.5
5/9/77	529.9	613.5	548.2	604.0	561.5
5/10/77	527.4	608.4	545.3	602.5	556.5
5/11/77	527.0	608.3	545.3	600.3	555.7
5/12/77	527.8	605.7	544.3	599.2	554.6
5/13/77	524.1	602.4	539.8	594.5	549.1
5/14/77	523.1	600.0	537.7	592.6	546.9
5/15/77	521.9	595.4	535.7	588.9	544.7
5/16/77	521.6	590.0	535.0	584.8	543.5
5/17/77	518.4	585.0	532.3	580.9	539.6
5/18/77	515.2	581.8	529.3	577.9	535.7
5/19/77	513.1	578.5	526.8	575.4	532.7
5/20/77	510.6	574.0	524.5	570.9	529.3
5/21/77	507.7	574.1	522.4	570.5	526.0
5/22/77	505.7	572.0	521.2	569.5	523.6
5/23/77	503.6	571.0	520.2	568.9	521.1
5/24/77	501.8	571.7	519.5	569.7	518.9
5/25/77	498.7	570.1	518.4	567.6	515.9
5/26/77	500.4	571.0	520.8	568.9	517.9
5/27/77	501.8	568.3	522.1	567.0	519.7
5/28/77	499.2	561.6	520.3	562.2	516.8
5/29/77	498.7	559.4	520.3	560.7	517.0
5/30/77	497.4	554.0	519.9	556.5	516.2
5/31/77	495.1	550.3	519.7	554.9	514.8
6/1/77	491.5	544.6	519.4	551.8	512.3
6/2/77	490.4	541.1	520.5	550.5	512.0
6/3/77	490.3	539.0	522.6	550.4	512.7
6/4/77	489.9	539.9	524.6	552.6	513.2
6/5/77	489.8	539.6	526.6	553.8	513.9
6/6/77	490.6	541.5	529.0	556.3	515.5
6/7/77	492.0	543.8	531.6	559.1	517.5
6/8/77	494.9	545.8	534.3	561.8	520.7
6/9/77	500.5	547.5	538.5	564.0	526.0
6/10/77	506.0	547.3	542.5	564.9	531.2
6/11/77	510.1	547.3	545.7	566.4	535.4
6/12/77	515.8	549.3	549.8	568.9	541.0
6/13/77	522.2	549.3	554.3	569.6	547.2
6/14/77	528.8	552.3	559.0	572.7	553.6
6/15/77	535.1	554.1	563.6	574.6	559.8
6/16/77	541.8	558.6	568.5	578.6	566.0



## Daily DSM2 Model Output

Date	Avg Of B1-DB1	Avg Of B1-DB2	Avg Of B2-CDB1	Avg Of B2-DB2	Avg Of H3-DB1
6/17/77	547.7	561.5	572.9	581.2	571.5
6/18/77	552.6	566.8	576.7	586.0	576.1
6/19/77	557.0	569.1	580.2	588.1	580.2
6/20/77	561.0	572.2	583.3	590.8	583.9
6/21/77	564.5	576.0	585.8	594.0	587.2
6/22/77	568.8	579.5	588.7	597.0	591.2
6/23/77	573.9	583.8	591.7	600.5	595.8
6/24/77	580.3	587.3	595.0	603.2	601.4
6/25/77	588.1	592.5	599.2	607.1	608.2
6/26/77	594.4	596.3	602.5	609.3	613.8
6/27/77	598.8	601.8	604.7	612.8	617.7
6/28/77	602.0	606.6	606.2	615.9	620.6
6/29/77	604.2	610.0	606.8	617.8	622.5
6/30/77	605.7	613.1	606.9	619.5	623.6
7/1/77	605.9	616.6	605.6	621.5	623.7
7/2/77	608.1	619.0	604.6	622.3	625.7
7/3/77	611.4	622.1	604.4	623.4	628.9
7/4/77	615.1	625.5	605.1	625.4	632.4
7/5/77	618.7	629.1	605.2	627.5	636.0
7/6/77	625.5	632.9	606.8	629.8	642.8
7/7/77	636.5	637.9	611.3	632.6	653.7
7/8/77	648.6	643.0	618.3	634.8	665.3
7/9/77	659.5	650.7	624.0	638.9	675.5
7/10/77	668.2	656.7	629.8	641.1	683.4
7/11/77	673.3	663.9	634.0	644.3	688.0
7/12/77	675.3	670.3	635.7	647.6	689.4
7/13/77	675.1	674.9	636.0	649.8	688.8
7/14/77	674.3	679.5	635.3	652.5	687.5
7/15/77	672.3	681.9	633.9	653.4	685.1
7/16/77	669.9	684.3	631.6	654.4	682.2
7/17/77	668.7	686.6	629.9	655.6	680.7
7/18/77	668.5	688.8	629.1	656.9	680.3
7/19/77	668.2	690.6	628.0	657.5	679.6
7/20/77	668.9	693.2	627.2	659.2	680.1
7/21/77	672.5	695.8	628.8	660.7	683.5
7/22/77	676.7	698.9	631.2	662.7	687.7
7/23/77	682.3	702.4	635.7	665.0	693.3
7/24/77	686.3	705.5	638.5	666.3	697.0
7/25/77	690.4	707.9	641.9	667.3	700.7
7/26/77	692.8	710.3	644.3	668.2	702.7
7/27/77	693.2	712.2	645.3	668.9	702.9
7/28/77	691.8	713.5	644.4	669.5	701.0
7/29/77	691.9	715.6	644.4	671.0	700.8
7/30/77	692.4	717.8	645.3	672.5	700.9
7/31/77	692.8	721.8	645.8	675.6	700.6

## Daily DSM2 Model Output

Date	Avg Of B1-DB1	Avg Of B1-DB2	Avg Of B2-CDB1	Avg Of B2-DB2	Avg Of H3-DB1
8/1/77	698.7	725.1	647.8	677.6	702.9
8/2/77	707.6	729.2	652.8	680.8	708.2
8/3/77	716.7	733.7	659.6	683.6	715.1
8/4/77	726.0	737.7	667.5	686.7	723.3
8/5/77	734.5	743.6	676.1	691.0	731.7
8/6/77	742.3	750.5	684.1	695.8	739.4
8/7/77	748.1	755.3	690.8	699.8	745.5
8/8/77	751.8	761.8	695.8	704.5	749.3
8/9/77	753.4	767.8	698.6	709.2	751.0
8/10/77	752.6	772.8	699.1	713.4	750.0
8/11/77	750.8	776.5	698.9	716.6	748.3
8/12/77	746.6	779.6	696.2	719.7	743.8
8/13/77	742.4	781.5	692.5	721.6	738.5
8/14/77	740.1	785.3	689.4	724.9	734.2
8/15/77	738.8	785.2	686.2	724.9	730.3
8/16/77	739.8	787.1	684.8	726.6	728.6
8/17/77	743.4	788.1	685.9	727.4	729.6
8/18/77	746.6	790.6	687.1	729.4	730.2
8/19/77	752.0	792.6	691.3	731.1	734.3
8/20/77	755.1	794.7	693.3	732.7	735.6
8/21/77	756.6	796.9	694.1	734.0	735.2
8/22/77	759.9	801.2	696.6	737.3	737.1
8/23/77	762.9	803.4	698.8	738.6	738.6
8/24/77	763.4	804.4	698.2	738.7	737.1
8/25/77	764.4	805.0	697.3	738.0	735.5
8/26/77	766.0	806.8	697.3	738.6	734.8
8/27/77	768.2	809.8	696.8	740.5	733.8
8/28/77	773.6	811.6	697.1	740.3	734.1
8/29/77	784.4	817.2	703.1	744.4	740.6
8/30/77	796.1	822.0	710.8	746.5	748.6
8/31/77	805.7	826.7	719.1	750.8	756.6
9/1/77	807.3	829.3	723.2	753.2	759.1
9/2/77	807.1	831.9	725.9	755.1	760.5
9/3/77	811.4	836.4	729.6	759.1	765.3
9/4/77	818.6	839.4	734.6	761.2	772.1
9/5/77	826.2	844.2	739.3	763.2	778.7
9/6/77	835.1	850.1	745.2	767.0	786.2
9/7/77	841.1	855.0	750.0	770.0	791.2
9/8/77	845.9	860.8	754.7	774.2	795.4
9/9/77	844.1	865.0	755.4	777.0	793.5
9/10/77	841.6	868.4	755.1	780.6	791.1
9/11/77	838.2	871.9	753.9	783.8	787.8
9/12/77	835.2	874.1	752.5	785.6	785.1
9/13/77	834.3	875.6	751.6	786.6	784.4
9/14/77	833.5	877.5	751.0	788.8	783.6

## Daily DSM2 Model Output

Date	Avg Of B1-DB1	Avg Of B1-DB2	Avg Of B2-CDB1	Avg Of B2-DB2	Avg Of H3-DB1
9/15/77	836.5	879.4	753.4	790.3	786.0
9/16/77	841.1	884.5	756.5	794.5	789.7
9/17/77	845.5	886.1	759.7	797.0	793.0
9/18/77	849.0	889.6	761.9	799.6	795.8
9/19/77	852.8	892.5	764.7	802.4	799.4
9/20/77	850.1	893.4	762.1	802.1	796.8
9/21/77	852.6	896.7	761.8	804.7	798.6
9/22/77	864.6	899.8	769.2	805.2	809.9
9/23/77	871.6	903.0	775.2	808.1	817.4
9/24/77	874.4	905.7	778.0	810.1	820.7
9/25/77	880.0	911.1	782.1	813.8	826.6
9/26/77	887.8	917.2	787.1	816.4	834.3
9/27/77	893.4	919.6	791.4	819.4	840.3
9/28/77	901.8	922.9	797.8	822.7	848.6
9/29/77	907.1	927.3	802.1	826.2	854.1
9/30/77	917.6	932.0	806.2	827.8	861.4
10/1/77	945.3	944.1	810.3	831.9	871.5
10/2/77	966.8	955.3	812.7	833.9	878.7
10/3/77	982.6	964.7	813.8	836.3	882.7
10/4/77	995.0	975.7	815.2	838.8	886.3
10/5/77	1003.3	985.3	816.2	840.7	889.1
10/6/77	1011.0	996.9	816.9	842.5	891.5
10/7/77	1018.8	1009.6	817.2	843.9	894.3
10/8/77	1024.2	1020.4	819.4	845.5	899.4
10/9/77	1028.5	1029.9	824.0	848.4	906.7
10/10/77	1031.8	1040.3	827.1	850.4	911.2
10/11/77	1034.5	1048.9	829.5	853.5	914.0
10/12/77	1036.3	1057.5	829.7	855.4	914.3
10/13/77	1038.4	1066.7	829.1	858.2	913.5
10/14/77	1038.9	1072.5	826.8	859.1	910.6
10/15/77	1042.9	1078.4	823.9	859.9	908.5
10/16/77	1049.5	1087.1	824.5	861.9	912.5
10/17/77	1056.9	1094.2	826.7	864.9	917.7
10/18/77	1062.4	1099.4	826.4	866.7	919.6
10/19/77	1069.9	1104.8	825.7	868.5	921.0
10/20/77	1077.9	1111.3	824.6	869.2	921.9
10/21/77	1086.2	1116.4	822.8	867.9	922.1
10/22/77	1095.9	1123.1	822.0	868.2	922.9
10/23/77	1104.9	1130.4	819.9	869.7	922.8
10/24/77	1114.6	1137.2	818.3	869.1	921.7
10/25/77	1127.8	1147.4	814.6	868.5	920.0
10/26/77	1141.8	1160.6	816.7	872.1	924.8
10/27/77	1150.3	1169.2	815.5	870.3	925.0
10/28/77	1160.4	1179.5	819.2	873.3	928.4
10/29/77	1164.7	1185.9	813.5	868.9	923.0

## Daily DSM2 Model Output

Date	Avg Of B1-DB1	Avg Of B1-DB2	Avg Of B2-CDB1	Avg Of B2-DB2	Avg Of H3-DB1
10/30/77	1175.1	1194.2	811.1	868.0	921.2
10/31/77	1183.9	1203.4	808.1	869.8	920.8
11/1/77	1185.5	1206.1	805.2	867.0	929.3
11/2/77	1194.9	1215.8	803.2	867.9	945.7
11/3/77	1208.8	1225.8	807.0	868.1	955.7
11/4/77	1216.0	1233.2	807.8	869.0	957.1
11/5/77	1221.3	1245.5	815.4	870.5	960.5
11/6/77	1226.7	1246.3	810.9	867.7	956.6
11/7/77	1228.7	1252.7	808.2	867.4	952.5
11/8/77	1231.1	1261.5	804.6	865.1	948.9
11/9/77	1232.4	1269.1	800.4	863.1	947.2
11/10/77	1234.0	1276.5	796.0	860.3	947.5
11/11/77	1236.0	1282.3	793.8	857.4	948.5
11/12/77	1231.3	1286.6	788.8	855.4	945.8
11/13/77	1227.9	1289.2	785.1	853.0	946.1
11/14/77	1222.6	1289.5	779.5	849.1	946.0
11/15/77	1223.7	1290.4	774.3	845.4	951.0
11/16/77	1230.6	1295.8	768.1	843.5	959.6
11/17/77	1243.1	1300.0	765.9	844.3	971.9
11/18/77	1256.2	1307.2	770.7	843.9	984.7
11/19/77	1256.0	1309.3	766.9	841.0	990.0
11/20/77	1258.6	1311.0	757.6	834.6	999.1
11/21/77	1274.6	1322.9	765.0	837.5	1014.6
11/22/77	1268.7	1323.4	765.8	834.7	1016.2
11/23/77	1258.2	1325.0	759.8	832.4	1018.6
11/24/77	1259.8	1325.8	753.1	825.9	1031.4
11/25/77	1271.0	1330.2	750.8	824.5	1047.0
11/26/77	1281.8	1335.3	751.8	821.2	1062.9
11/27/77	1282.2	1338.2	752.0	819.7	1071.3
11/28/77	1282.2	1339.4	751.1	817.8	1080.8
11/29/77	1285.3	1341.2	748.0	813.9	1093.2
11/30/77	1295.6	1353.8	753.1	824.1	1107.0
12/1/77	1307.3	1364.9	764.1	826.0	1117.5
12/2/77	1319.0	1374.3	776.2	827.7	1129.2
12/3/77	1332.1	1380.2	787.1	827.8	1143.7
12/4/77	1333.2	1384.5	789.1	830.2	1150.1
12/5/77	1332.7	1387.1	785.6	829.8	1159.1
12/6/77	1332.2	1391.3	779.9	830.4	1168.5
12/7/77	1326.4	1396.1	772.1	827.4	1174.3
12/8/77	1318.2	1396.8	764.5	824.1	1175.7
12/9/77	1314.0	1396.8	759.6	819.8	1178.5
12/10/77	1307.6	1398.8	755.5	818.9	1178.8
12/11/77	1303.8	1398.9	753.4	817.4	1180.0
12/12/77	1296.5	1395.4	751.8	815.8	1177.3
12/13/77	1295.5	1394.4	751.7	814.6	1181.1

## Daily DSM2 Model Output

Date	Avg Of B1-DB1	Avg Of B1-DB2	Avg Of B2-CDB1	Avg Of B2-DB2	Avg Of H3-DB1
12/14/77	1313.0	1398.7	761.7	814.2	1199.4
12/15/77	1316.3	1397.8	766.3	813.3	1207.2
12/16/77	1320.1	1396.8	770.7	814.7	1217.1
12/17/77	1345.1	1401.3	787.0	817.6	1234.7
12/18/77	1343.5	1402.0	789.7	819.7	1239.3
12/19/77	1338.3	1404.9	790.7	823.2	1244.8
12/20/77	1350.5	1410.9	801.3	827.8	1267.0
12/21/77	1367.9	1421.9	815.2	836.1	1285.9
12/22/77	1359.0	1425.1	816.6	840.6	1280.5
12/23/77	1344.5	1422.7	812.8	843.0	1267.4
12/24/77	1325.1	1419.2	809.0	844.5	1252.3
12/25/77	1316.1	1417.2	807.0	847.4	1246.2
12/26/77	1303.0	1414.5	804.9	849.6	1237.6
12/27/77	1290.3	1411.5	801.4	851.3	1226.3
12/28/77	1277.6	1405.9	797.6	851.9	1214.7
12/29/77	1264.0	1401.8	793.4	853.6	1202.5
12/30/77	1251.0	1392.1	789.1	851.9	1190.6
12/31/77	1244.5	1387.2	786.5	865.6	1181.1
1/1/78	1251.9	1380.9	802.8	877.5	1186.0
1/2/78	1232.3	1377.1	808.3	888.4	1174.6
1/3/78	1200.8	1367.8	806.1	895.5	1151.7
1/4/78	1161.4	1354.7	796.8	899.2	1119.9
1/5/78	1113.6	1331.3	782.1	898.6	1079.0
1/6/78	1079.4	1304.5	773.7	897.1	1051.3
1/7/78	1051.8	1288.8	768.6	902.5	1028.4
1/8/78	1026.3	1267.1	764.5	901.8	1007.0
1/9/78	1009.7	1249.9	763.9	902.5	992.3
1/10/78	999.7	1234.4	766.2	905.3	984.7
1/11/78	984.7	1220.1	766.8	907.3	972.5
1/12/78	979.4	1208.4	767.9	914.9	966.3
1/13/78	979.6	1186.9	777.1	916.1	967.6
1/14/78	972.9	1175.7	779.8	918.2	959.6
1/15/78	973.8	1175.0	790.2	923.9	963.5
1/16/78	954.9	1167.7	787.2	926.6	948.4
1/17/78	925.1	1155.7	773.3	927.1	919.3
1/18/78	888.5	1146.9	756.1	929.9	884.1
1/19/78	869.4	1136.9	750.8	928.6	864.7
1/20/78	865.3	1125.0	751.4	929.5	855.0
1/21/78	858.0	1120.4	753.9	930.3	848.1
1/22/78	859.4	1113.4	759.7	930.9	844.2
1/23/78	862.2	1113.3	767.0	937.4	843.4
1/24/78	868.6	1111.4	776.0	940.1	845.8
1/25/78	868.7	1108.1	783.0	943.5	843.9
1/26/78	872.9	1105.6	790.4	949.0	848.5
1/27/78	871.3	1102.7	795.2	954.5	849.2

## Daily DSM2 Model Output

Date	Avg Of B1-DB1	Avg Of B1-DB2	Avg Of B2-CDB1	Avg Of B2-DB2	Avg Of H3-DB1
1/28/78	881.4	1090.2	807.3	954.5	860.9
1/29/78	873.6	1078.9	809.5	953.5	853.2
1/30/78	879.3	1075.9	823.0	956.7	863.6
1/31/78	842.5	1071.7	821.0	963.0	857.1
2/1/78	807.0	1060.4	797.0	959.2	827.3
2/2/78	812.2	1055.5	790.3	955.5	803.1
2/3/78	820.6	1055.4	781.6	954.3	775.9
2/4/78	835.9	1057.3	781.9	953.3	763.7
2/5/78	852.1	1056.8	784.7	951.7	755.1
2/6/78	862.5	1061.8	787.5	951.5	752.9
2/7/78	866.9	1059.0	793.9	952.8	752.8
2/8/78	848.0	1058.3	793.8	957.1	747.2
2/9/78	797.5	1045.9	798.9	960.7	748.7
2/10/78	709.0	1021.9	801.6	973.9	751.5
2/11/78	621.2	1003.2	806.3	977.8	752.8
2/12/78	568.3	969.8	819.2	981.0	763.1
2/13/78	541.3	936.6	805.0	976.3	755.1
2/14/78	527.3	894.6	733.9	964.0	736.5
2/15/78	518.8	848.7	613.7	929.5	738.5
2/16/78	513.0	805.2	563.0	889.3	734.3
2/17/78	507.0	770.5	543.2	863.9	708.0
2/18/78	503.3	750.6	530.7	838.5	653.5
2/19/78	501.2	729.5	524.3	810.2	602.2
2/20/78	499.3	706.5	521.3	787.1	575.7
2/21/78	499.5	703.9	519.1	783.3	567.6
2/22/78	500.0	698.3	520.8	778.8	569.1
2/23/78	502.9	701.3	524.0	771.6	578.4
2/24/78	506.2	703.1	532.2	792.2	591.4
2/25/78	513.7	722.5	540.7	785.9	611.8
2/26/78	522.2	729.4	582.1	820.4	679.1
2/27/78	536.1	746.7	632.9	832.5	731.9
2/28/78	539.6	735.6	667.9	841.7	718.3
3/1/78	538.1	738.1	673.5	849.2	690.8
3/2/78	550.5	744.1	680.8	856.5	685.4
3/3/78	556.5	726.0	671.2	852.4	670.8
3/4/78	573.3	744.1	688.4	859.3	683.6
3/5/78	591.5	749.9	702.7	866.2	677.8
3/6/78	599.6	749.8	711.5	867.3	669.3
3/7/78	597.2	741.4	717.6	868.2	666.4
3/8/78	590.7	741.7	727.9	876.6	668.1
3/9/78	583.5	734.3	741.0	880.9	672.3
3/10/78	573.6	717.9	737.8	879.5	654.5
3/11/78	565.3	713.9	705.1	856.5	608.1
3/12/78	556.7	696.6	629.4	822.4	572.1
3/13/78	549.5	680.1	570.5	780.6	553.1

## Daily DSM2 Model Output

Date	Avg Of B1-DB1	Avg Of B1-DB2	Avg Of B2-CDB1	Avg Of B2-DB2	Avg Of H3-DB1
3/14/78	546.6	666.1	552.0	748.1	547.3
3/15/78	545.6	642.9	546.9	703.4	545.7
3/16/78	544.9	631.1	545.9	690.3	544.7
3/17/78	544.1	633.5	546.5	696.3	545.1
3/18/78	546.2	636.8	549.8	700.8	547.2
3/19/78	547.4	648.5	551.1	708.4	547.8
3/20/78	548.8	646.9	553.2	711.0	549.5
3/21/78	550.7	659.0	567.6	731.8	556.7
3/22/78	554.1	666.7	613.4	769.8	577.3
3/23/78	558.7	665.9	643.0	776.7	594.4
3/24/78	562.8	667.9	661.5	783.5	606.3
3/25/78	564.6	663.7	673.6	790.4	612.3
3/26/78	568.5	666.7	686.4	799.1	620.3
3/27/78	568.7	666.4	699.7	811.0	623.2
3/28/78	567.9	662.9	705.8	815.3	623.4
3/29/78	567.4	671.0	715.4	818.4	627.7
3/30/78	564.6	665.7	718.3	825.2	625.3
3/31/78	561.7	653.9	718.2	820.7	621.5
4/1/78	553.4	642.0	720.2	817.0	611.0
4/2/78	540.4	630.4	715.5	811.4	602.1
4/3/78	486.5	618.4	715.8	810.6	595.0
4/4/78	340.9	567.5	717.2	810.3	567.2
4/5/78	297.1	519.6	706.8	798.0	479.4
4/6/78	279.1	497.9	695.0	775.0	345.0
4/7/78	275.3	476.8	479.9	721.0	293.7
4/8/78	269.7	444.4	331.3	609.4	275.2
4/9/78	266.0	418.2	278.6	535.7	268.3
4/10/78	261.9	389.6	266.1	479.1	263.1
4/11/78	259.8	365.6	261.7	434.7	260.2
4/12/78	257.6	336.1	258.2	384.1	257.6
4/13/78	256.1	316.7	256.1	349.0	255.9
4/14/78	255.7	296.0	255.5	313.0	255.5
4/15/78	255.0	301.7	254.7	320.2	254.9
4/16/78	254.9	299.9	254.5	319.0	254.8
4/17/78	255.0	299.1	254.6	317.9	254.8
4/18/78	255.2	301.3	254.8	322.5	255.1
4/19/78	255.4	303.3	255.1	325.6	255.3
4/20/78	255.8	305.2	255.6	328.0	255.7
4/21/78	256.3	304.4	256.5	326.0	256.3
4/22/78	256.9	299.0	257.0	318.1	256.9
4/23/78	257.2	295.6	257.3	312.1	257.2
4/24/78	257.4	293.3	257.4	308.7	257.4
4/25/78	257.6	296.2	257.8	310.8	257.7
4/26/78	257.4	293.0	257.6	305.7	257.4
4/27/78	256.6	289.1	256.4	299.0	256.5

## Daily DSM2 Model Output

Date	Avg Of B1-DB1	Avg Of B1-DB2	Avg Of B2-CDB1	Avg Of B2-DB2	Avg Of H3-DB1
4/28/78	255.5	282.7	255.1	289.3	255.4
4/29/78	256.8	277.1	256.7	280.4	255.8
4/30/78	270.9	290.5	272.1	290.0	268.0
5/1/78	264.6	293.7	256.1	284.3	260.5
5/2/78	251.5	291.3	236.9	273.4	243.4
5/3/78	218.1	272.4	204.7	242.9	211.3
5/4/78	209.6	258.0	202.0	228.6	206.2
5/5/78	208.8	253.8	201.8	223.4	205.8
5/6/78	208.9	248.4	202.0	221.1	206.2
5/7/78	209.2	246.1	202.2	221.2	206.4
5/8/78	209.0	243.3	202.6	219.4	207.1
5/9/78	209.7	244.7	203.0	220.2	207.8
5/10/78	210.1	248.9	203.0	220.4	207.6
5/11/78	209.6	246.7	203.0	221.1	207.5
5/12/78	209.1	248.3	203.1	220.0	207.0
5/13/78	210.7	253.5	203.0	223.6	207.0
5/14/78	212.1	262.4	203.2	227.8	207.2
5/15/78	214.0	259.7	203.4	228.5	207.8
5/16/78	218.6	260.1	204.2	232.3	210.6
5/17/78	226.2	261.8	205.7	233.9	215.6
5/18/78	233.8	266.5	207.7	237.9	219.1
5/19/78	239.1	268.3	209.4	237.6	221.1
5/20/78	243.4	271.3	211.0	238.6	222.9
5/21/78	247.4	273.1	212.2	238.5	224.4
5/22/78	250.3	275.0	212.9	240.6	225.4
5/23/78	253.0	276.9	213.1	238.7	225.8
5/24/78	255.2	281.0	213.2	239.0	226.2
5/25/78	256.5	283.2	212.6	240.0	225.3
5/26/78	258.6	285.3	212.8	240.5	225.7
5/27/78	261.8	289.6	212.3	241.9	225.6
5/28/78	265.6	293.9	211.0	240.6	225.2
5/29/78	272.0	297.7	212.0	245.5	229.7
5/30/78	275.5	301.1	216.7	248.3	238.1
5/31/78	279.0	305.4	227.4	254.8	247.4
6/1/78	279.7	309.0	235.6	260.6	253.1
6/2/78	280.9	311.8	242.6	265.3	260.3
6/3/78	280.5	313.6	248.0	269.7	267.1
6/4/78	279.6	315.3	253.2	276.2	273.0
6/5/78	278.8	318.3	257.1	280.8	278.8
6/6/78	278.5	317.8	259.9	283.2	285.9
6/7/78	277.5	319.6	261.8	289.6	295.1
6/8/78	278.2	322.3	264.9	291.2	305.7
6/9/78	278.4	323.7	270.2	294.5	316.7
6/10/78	280.4	328.1	277.9	301.0	326.9
6/11/78	283.2	331.0	287.6	305.6	335.0



## Daily DSM2 Model Output

Date	Avg Of B1-DB1	Avg Of B1-DB2	Avg Of B2-CDB1	Avg Of B2-DB2	Avg Of H3-DB1
6/12/78	288.5	334.7	299.3	312.1	338.8
6/13/78	296.9	334.1	312.4	317.7	337.2
6/14/78	306.3	337.7	326.7	324.6	332.6
6/15/78	312.1	337.8	340.5	330.3	332.4
6/16/78	317.0	338.9	355.0	339.8	343.2
6/17/78	322.2	340.6	367.4	347.1	354.7
6/18/78	327.0	341.5	378.8	356.0	367.7
6/19/78	330.7	343.8	389.1	365.1	376.8
6/20/78	335.0	345.0	397.5	373.1	385.3
6/21/78	338.8	348.1	405.7	380.8	394.6
6/22/78	341.5	350.1	412.3	388.7	401.7
6/23/78	344.6	352.0	418.7	394.4	410.5
6/24/78	346.3	354.2	425.1	400.4	419.8
6/25/78	345.2	355.8	431.3	407.0	422.6
6/26/78	346.2	357.6	432.9	412.1	420.6
6/27/78	347.5	359.2	433.0	416.1	421.5
6/28/78	347.8	362.8	435.3	423.1	423.1
6/29/78	344.0	361.6	437.1	426.6	423.5
6/30/78	340.3	360.4	436.4	430.4	422.3
7/1/78	335.2	359.0	432.3	434.4	417.4
7/2/78	335.8	357.1	430.6	434.2	411.2
7/3/78	336.8	357.2	430.4	437.3	407.5
7/4/78	338.0	356.7	429.8	438.7	405.5
7/5/78	338.3	358.5	428.8	440.2	402.5
7/6/78	339.4	358.6	427.4	440.7	400.6
7/7/78	341.1	359.7	426.9	440.9	399.7
7/8/78	343.1	364.0	426.6	444.1	398.1
7/9/78	344.4	364.0	425.1	443.6	395.7
7/10/78	346.1	367.5	423.1	445.0	393.6
7/11/78	348.0	367.9	420.7	443.9	393.8
7/12/78	349.8	370.7	421.6	445.2	394.9
7/13/78	350.9	370.8	418.8	445.2	392.6
7/14/78	350.7	371.2	413.3	443.6	387.5
7/15/78	350.0	368.6	407.7	440.4	380.0
7/16/78	348.9	368.3	402.5	437.7	372.9
7/17/78	347.8	366.4	397.6	432.1	366.7
7/18/78	347.4	366.6	395.4	427.6	363.8
7/19/78	347.6	365.8	393.9	424.1	361.3
7/20/78	346.9	364.5	390.4	421.0	357.7
7/21/78	347.0	365.2	388.2	421.0	356.3
7/22/78	347.4	367.2	386.6	419.6	355.2
7/23/78	347.1	368.0	384.5	417.2	353.5
7/24/78	346.7	368.8	382.1	414.1	352.7
7/25/78	346.8	370.3	382.3	416.1	353.8
7/26/78	345.5	370.6	379.8	416.1	351.6

## Daily DSM2 Model Output

Date	Avg Of B1-DB1	Avg Of B1-DB2	Avg Of B2-CDB1	Avg Of B2-DB2	Avg Of H3-DB1
7/27/78	343.1	370.2	373.0	413.2	346.1
7/28/78	341.4	371.3	368.4	412.4	342.3
7/29/78	339.0	370.2	363.8	408.3	336.9
7/30/78	335.6	367.3	357.7	402.5	330.9
7/31/78	333.3	365.7	352.5	398.6	328.5
8/1/78	335.3	365.4	350.6	394.6	322.8
8/2/78	330.5	363.0	349.0	391.5	318.2
8/3/78	328.2	362.7	347.5	392.1	316.3
8/4/78	326.0	359.1	346.0	389.0	314.1
8/5/78	324.0	357.8	343.8	387.8	312.4
8/6/78	322.8	357.6	342.4	388.8	311.7
8/7/78	322.8	355.6	342.6	386.6	311.9
8/8/78	322.5	349.4	341.4	382.4	311.2
8/9/78	323.2	351.5	341.4	383.8	311.4
8/10/78	322.2	351.6	339.6	384.0	310.2
8/11/78	320.8	350.3	337.8	383.5	310.5
8/12/78	319.0	349.7	335.8	381.4	309.0
8/13/78	315.6	346.8	333.2	377.6	307.1
8/14/78	313.7	343.8	330.7	373.4	306.5
8/15/78	313.7	341.1	330.1	369.0	306.7
8/16/78	314.2	340.1	329.8	366.9	307.1
8/17/78	314.9	338.8	328.8	366.1	308.0
8/18/78	316.0	339.3	327.3	364.1	310.2
8/19/78	318.9	339.5	326.3	362.8	314.3
8/20/78	322.4	342.1	326.1	364.1	318.7
8/21/78	326.9	343.4	326.5	361.6	323.6
8/22/78	330.5	345.8	324.9	364.1	328.0
8/23/78	335.1	348.5	324.9	363.3	333.1
8/24/78	339.1	352.0	323.1	364.1	337.8
8/25/78	343.2	355.1	320.9	365.0	342.8
8/26/78	347.7	358.3	319.6	362.2	348.0
8/27/78	351.9	361.8	318.8	360.3	352.9
8/28/78	356.6	366.2	318.2	360.0	358.2
8/29/78	361.1	370.5	318.5	358.9	363.4
8/30/78	365.5	374.5	318.2	357.5	368.6
8/31/78	370.5	378.3	318.3	356.5	374.2
9/1/78	375.8	382.5	317.1	357.0	376.6
9/2/78	380.0	385.6	318.0	355.3	377.9
9/3/78	384.3	389.4	319.2	355.3	379.5
9/4/78	389.2	393.8	319.9	355.3	382.9
9/5/78	393.4	397.8	321.0	356.0	386.0
9/6/78	397.8	401.6	322.3	355.7	388.1
9/7/78	402.4	405.9	322.9	355.0	389.8
9/8/78	407.4	411.4	321.8	356.2	391.3
9/9/78	413.0	416.6	322.7	355.2	393.8

## Daily DSM2 Model Output

Date	Avg Of B1-DB1	Avg Of B1-DB2	Avg Of B2-CDB1	Avg Of B2-DB2	Avg Of H3-DB1
9/10/78	417.9	420.7	323.0	355.5	394.5
9/11/78	423.6	425.1	322.9	354.6	394.1
9/12/78	429.8	430.3	323.2	353.6	394.2
9/13/78	434.7	435.6	324.1	352.8	393.7
9/14/78	439.7	440.9	324.5	353.4	391.8
9/15/78	445.9	446.2	325.2	353.7	389.8
9/16/78	453.1	452.3	326.5	354.9	388.8
9/17/78	461.2	458.4	329.7	355.5	389.1
9/18/78	469.7	463.3	331.1	355.9	388.4
9/19/78	479.8	470.7	331.0	358.4	385.2
9/20/78	489.5	478.5	330.4	358.9	382.7
9/21/78	497.5	485.5	329.7	358.4	380.3
9/22/78	504.5	494.0	328.2	358.9	377.2
9/23/78	510.5	502.3	326.3	359.9	373.6
9/24/78	516.6	511.5	325.8	360.9	371.7
9/25/78	520.6	517.7	325.8	360.9	370.1
9/26/78	523.5	523.8	327.1	362.0	369.8
9/27/78	527.4	530.7	328.5	360.7	369.3
9/28/78	532.2	537.2	328.6	360.5	366.8
9/29/78	537.2	542.9	329.0	362.6	365.1
9/30/78	541.7	547.6	328.0	360.9	362.3
10/1/78	539.3	549.8	328.9	360.4	359.0
10/2/78	542.8	558.8	332.6	363.2	358.6
10/3/78	551.0	563.4	336.2	363.0	357.5
10/4/78	555.5	568.1	340.4	364.7	358.4
10/5/78	560.0	572.1	344.5	365.8	359.9
10/6/78	565.2	576.8	348.0	367.3	360.3
10/7/78	570.4	582.7	350.6	369.5	359.8
10/8/78	577.6	588.8	353.3	370.4	359.6
10/9/78	579.7	593.9	356.0	372.3	358.9
10/10/78	582.0	599.4	358.3	374.4	357.8
10/11/78	585.8	604.8	359.6	375.4	356.7
10/12/78	588.2	608.8	360.9	376.5	355.7
10/13/78	588.7	609.7	361.6	377.7	353.4
10/14/78	589.2	614.9	363.2	379.7	355.2
10/15/78	593.7	618.5	362.0	380.2	354.0
10/16/78	597.6	623.8	358.9	381.0	349.2
10/17/78	602.3	627.1	356.4	380.9	345.8
10/18/78	605.4	631.5	353.8	381.3	342.8
10/19/78	611.1	635.7	352.3	381.3	342.2
10/20/78	616.1	639.7	352.1	381.4	342.0
10/21/78	620.4	644.4	352.0	384.8	342.3
10/22/78	624.5	647.9	352.0	382.3	341.7
10/23/78	629.6	654.2	351.3	384.8	340.4
10/24/78	633.2	658.8	352.9	385.5	342.1

## Daily DSM2 Model Output

Date	Avg Of B1-DB1	Avg Of B1-DB2	Avg Of B2-CDB1	Avg Of B2-DB2	Avg Of H3-DB1
10/25/78	635.8	663.7	354.3	385.7	344.6
10/26/78	635.7	664.2	355.4	386.6	345.6
10/27/78	633.5	665.4	356.3	385.8	346.7
10/28/78	634.4	668.2	358.6	386.8	348.6
10/29/78	634.2	668.4	360.1	385.6	349.0
10/30/78	635.5	672.3	361.3	385.4	349.2
10/31/78	640.0	675.2	363.3	383.7	347.9
11/1/78	642.0	677.4	367.5	385.1	350.9
11/2/78	643.4	678.4	373.3	385.9	356.5
11/3/78	643.9	680.0	379.9	388.5	362.3
11/4/78	646.0	682.5	390.1	393.5	368.5
11/5/78	650.0	684.8	406.4	400.4	376.9
11/6/78	651.9	686.8	426.1	407.2	388.6
11/7/78	653.8	689.2	441.3	410.8	398.9
11/8/78	656.8	690.7	449.4	414.5	403.7
11/9/78	659.6	690.5	454.4	418.5	407.0
11/10/78	659.7	693.0	455.2	421.4	409.0
11/11/78	660.1	694.1	458.9	422.3	414.4
11/12/78	661.3	694.8	464.2	427.3	420.9
11/13/78	666.2	697.6	466.3	430.7	425.6
11/14/78	671.4	699.8	470.0	435.6	430.7
11/15/78	676.9	704.0	476.2	441.4	440.0
11/16/78	684.0	708.1	479.9	445.0	446.6
11/17/78	688.2	712.5	483.6	449.6	453.4
11/18/78	693.0	716.3	487.2	455.2	458.4
11/19/78	699.6	723.2	490.9	455.3	461.8
11/20/78	697.4	726.3	494.6	459.2	467.5
11/21/78	700.0	731.0	498.1	459.3	472.9
11/22/78	704.2	735.2	499.4	460.9	477.9
11/23/78	701.4	733.0	502.0	464.7	483.2
11/24/78	699.8	734.7	502.6	467.5	484.3
11/25/78	699.2	735.2	503.1	469.8	485.2
11/26/78	698.9	737.6	504.4	472.7	486.6
11/27/78	703.5	739.5	504.3	474.7	485.9
11/28/78	706.4	742.3	504.9	478.3	486.2
11/29/78	711.1	744.1	504.5	480.6	485.3
11/30/78	720.5	750.9	505.2	484.1	480.8
12/1/78	732.2	758.6	505.2	485.0	461.0
12/2/78	736.4	763.2	506.2	487.4	439.5
12/3/78	743.1	768.1	507.8	490.3	424.7
12/4/78	750.5	776.4	510.1	492.4	415.6
12/5/78	757.8	782.5	511.5	494.3	411.9
12/6/78	762.7	788.6	514.1	496.1	410.2
12/7/78	766.0	791.3	518.0	499.8	404.7
12/8/78	763.1	794.0	523.6	503.0	398.0

## Daily DSM2 Model Output

Date	Avg Of B1-DB1	Avg Of B1-DB2	Avg Of B2-CDB1	Avg Of B2-DB2	Avg Of H3-DB1
12/9/78	760.1	797.5	529.2	507.5	386.4
12/10/78	755.0	798.9	534.1	510.6	377.1
12/11/78	748.1	799.8	539.6	514.5	368.6
12/12/78	740.9	798.6	545.2	518.8	362.2
12/13/78	735.8	797.2	553.8	524.3	355.1
12/14/78	734.4	794.1	559.5	530.2	349.9
12/15/78	737.2	793.0	563.8	534.2	344.5
12/16/78	742.0	793.2	563.6	537.5	340.4
12/17/78	753.4	795.1	566.2	537.4	339.3
12/18/78	766.2	798.4	575.2	538.8	343.9
12/19/78	775.6	802.5	589.1	544.2	348.5
12/20/78	793.8	812.9	598.4	551.6	349.4
12/21/78	814.4	817.2	600.1	552.0	352.3
12/22/78	832.4	833.6	598.1	554.0	357.9
12/23/78	852.0	851.4	597.8	556.3	360.6
12/24/78	876.5	869.2	595.6	560.8	363.5
12/25/78	899.8	887.1	594.0	562.4	367.8
12/26/78	929.3	908.3	595.4	566.2	372.8
12/27/78	957.2	929.2	595.9	570.1	378.7
12/28/78	985.6	950.9	598.0	572.9	385.8
12/29/78	1021.8	976.8	600.9	576.4	395.1
12/30/78	1057.3	1001.8	607.0	579.0	406.1
12/31/78	1091.1	1029.6	621.1	593.4	420.8
1/1/79	1123.7	1066.1	639.0	605.8	440.9
1/2/79	1152.0	1114.2	650.2	613.0	460.0
1/3/79	1174.7	1157.1	661.1	618.4	476.9
1/4/79	1202.2	1175.2	669.9	626.3	493.6
1/5/79	1220.9	1205.5	676.0	633.4	506.4
1/6/79	1249.3	1226.6	685.2	641.7	523.6
1/7/79	1279.6	1253.4	696.2	651.6	541.5
1/8/79	1300.5	1280.2	706.6	659.7	558.0
1/9/79	1307.8	1298.0	711.5	663.6	563.6
1/10/79	1311.6	1317.5	725.0	677.8	576.5
1/11/79	1324.6	1333.1	730.4	683.1	587.1
1/12/79	1310.5	1340.2	738.7	691.8	592.4
1/13/79	1304.5	1352.0	743.8	702.6	598.6
1/14/79	1306.5	1361.3	748.1	705.4	604.9
1/15/79	1284.6	1361.7	750.5	711.4	606.9
1/16/79	1262.2	1360.9	754.2	718.1	606.6
1/17/79	1264.5	1362.7	752.9	723.4	611.6
1/18/79	1249.5	1358.5	746.5	727.8	615.5
1/19/79	1229.2	1352.5	742.9	732.3	617.6
1/20/79	1210.6	1348.0	742.9	737.6	616.3
1/21/79	1172.2	1338.0	744.3	744.8	614.0
1/22/79	1140.5	1326.9	743.7	748.0	615.3

## Daily DSM2 Model Output

Date	Avg Of B1-DB1	Avg Of B1-DB2	Avg Of B2-CDB1	Avg Of B2-DB2	Avg Of H3-DB1
1/23/79	1098.0	1308.0	744.6	752.1	612.3
1/24/79	1069.0	1286.6	745.4	755.7	608.1
1/25/79	1042.2	1263.8	743.3	758.4	607.3
1/26/79	1004.4	1236.3	743.5	760.9	606.9
1/27/79	964.8	1214.5	747.8	765.7	601.8
1/28/79	941.8	1180.0	752.2	771.6	599.9
1/29/79	909.2	1144.1	757.2	774.8	597.4
1/30/79	905.4	1120.0	761.9	779.3	597.9
1/31/79	889.2	1091.4	771.5	786.0	603.6
2/1/79	867.2	1085.3	786.2	792.9	603.5
2/2/79	869.5	1082.4	786.9	799.1	603.9
2/3/79	844.9	1071.5	770.7	802.8	594.4
2/4/79	826.3	1057.7	745.6	803.8	586.3
2/5/79	809.0	1044.5	721.2	801.6	578.8
2/6/79	783.4	1021.7	698.5	794.6	568.5
2/7/79	769.6	999.6	684.0	785.8	561.9
2/8/79	759.6	989.4	674.5	776.7	559.1
2/9/79	749.9	972.3	666.5	766.5	554.6
2/10/79	740.3	961.5	657.2	760.7	550.5
2/11/79	728.9	941.6	648.2	748.2	544.5
2/12/79	710.9	926.7	635.3	738.4	538.5
2/13/79	730.6	910.7	645.6	726.5	544.3
2/14/79	724.0	914.9	629.7	728.2	533.9
2/15/79	719.6	905.4	625.1	730.0	537.2
2/16/79	727.7	906.3	635.4	735.1	537.8
2/17/79	712.1	895.1	632.1	733.5	533.9
2/18/79	709.8	886.9	634.5	734.9	533.6
2/19/79	684.5	873.5	622.7	732.6	527.1
2/20/79	671.9	860.8	616.7	728.6	524.3
2/21/79	662.3	846.3	612.0	724.1	521.7
2/22/79	657.9	844.6	612.1	724.9	522.0
2/23/79	658.9	830.4	615.6	721.6	521.1
2/24/79	662.2	828.2	620.8	720.3	520.4
2/25/79	670.1	830.7	625.9	725.2	521.1
2/26/79	683.3	830.2	632.0	722.9	522.7
2/27/79	685.3	827.1	607.1	714.9	525.8
2/28/79	648.9	800.8	534.8	686.1	532.6
3/1/79	512.4	750.9	462.4	641.3	536.2
3/2/79	450.0	695.3	429.4	602.8	538.4
3/3/79	368.9	649.2	350.2	558.3	538.0
3/4/79	312.9	593.7	307.8	504.7	532.5
3/5/79	304.6	537.2	298.8	456.9	524.0
3/6/79	304.6	515.1	298.9	442.5	522.8
3/7/79	306.6	507.3	300.7	442.0	527.2
3/8/79	311.0	523.9	302.4	454.6	533.1

## Daily DSM2 Model Output

Date	Avg Of B1-DB1	Avg Of B1-DB2	Avg Of B2-CDB1	Avg Of B2-DB2	Avg Of H3-DB1
3/9/79	316.5	531.7	304.8	459.8	538.1
3/10/79	317.7	525.2	323.8	493.8	545.1
3/11/79	315.8	519.8	354.5	513.0	540.8
3/12/79	317.8	517.8	377.1	519.9	534.3
3/13/79	321.9	512.0	390.0	520.9	520.9
3/14/79	319.0	501.3	395.1	519.2	494.3
3/15/79	320.4	502.1	406.8	523.1	487.6
3/16/79	324.7	493.4	415.4	520.6	472.7
3/17/79	324.4	487.9	422.9	522.6	458.3
3/18/79	320.2	476.1	424.9	521.1	443.2
3/19/79	315.7	468.4	426.8	521.2	432.3
3/20/79	321.2	467.7	435.2	523.8	431.6
3/21/79	322.7	462.2	441.6	525.8	425.4
3/22/79	322.6	450.6	445.9	522.8	417.1
3/23/79	322.9	447.5	449.6	521.7	408.6
3/24/79	322.4	445.3	450.2	524.0	400.5
3/25/79	323.1	447.4	450.8	523.2	397.0
3/26/79	322.5	442.8	441.7	519.2	386.0
3/27/79	331.9	449.7	446.3	522.2	390.4
3/28/79	334.8	445.4	449.5	521.6	379.9
3/29/79	334.5	440.4	454.4	524.8	379.3
3/30/79	332.2	437.0	458.1	521.7	374.9
3/31/79	340.6	439.7	455.2	519.1	358.2
4/1/79	365.0	450.5	454.6	520.9	349.6
4/2/79	383.9	457.3	456.3	523.5	351.1
4/3/79	391.6	458.5	454.5	523.8	346.9
4/4/79	394.1	457.2	451.0	523.6	342.2
4/5/79	396.1	455.1	450.4	525.2	342.7
4/6/79	395.9	454.9	453.0	525.6	346.3
4/7/79	391.8	451.3	453.3	527.6	352.4
4/8/79	388.6	447.3	454.9	526.1	359.2
4/9/79	384.0	445.4	458.9	529.3	364.3
4/10/79	376.5	441.9	456.7	527.0	365.7
4/11/79	374.1	440.4	458.7	528.3	370.8
4/12/79	368.0	435.5	457.4	525.3	373.0
4/13/79	362.0	431.5	455.6	524.4	375.9
4/14/79	357.3	423.8	452.8	527.3	377.8
4/15/79	353.4	421.4	450.6	525.2	379.6
4/16/79	353.0	417.7	452.5	523.4	381.8
4/17/79	351.3	416.0	455.0	525.1	380.0
4/18/79	349.2	416.5	455.9	526.3	376.2
4/19/79	345.7	410.1	454.7	525.1	374.2
4/20/79	342.7	405.3	452.8	524.9	373.9
4/21/79	342.2	403.2	451.2	524.3	375.1
4/22/79	341.8	397.2	448.1	523.6	375.6

## Daily DSM2 Model Output

Date	Avg Of B1-DB1	Avg Of B1-DB2	Avg Of B2-CDB1	Avg Of B2-DB2	Avg Of H3-DB1
4/23/79	340.1	393.2	451.0	525.7	379.0
4/24/79	336.5	387.9	449.8	521.6	379.1
4/25/79	332.4	384.7	448.2	520.8	383.1
4/26/79	333.8	384.5	453.8	522.6	384.8
4/27/79	331.3	381.8	455.1	522.4	381.6
4/28/79	329.0	379.7	455.8	520.4	381.5
4/29/79	326.5	376.2	455.6	519.9	380.3
4/30/79	324.2	375.3	454.6	519.8	377.5
5/1/79	323.4	375.1	453.6	520.6	375.2
5/2/79	323.1	376.2	451.6	523.2	373.8
5/3/79	322.5	374.5	449.1	522.6	372.0
5/4/79	319.0	370.4	441.8	519.2	371.3
5/5/79	325.1	368.5	440.3	518.7	374.1
5/6/79	326.0	368.0	439.0	519.0	376.3
5/7/79	323.6	366.7	440.0	518.0	376.5
5/8/79	320.4	366.6	441.0	517.5	376.1
5/9/79	315.4	363.1	439.6	515.9	376.7
5/10/79	313.1	360.5	439.9	513.8	378.3
5/11/79	309.9	357.4	438.5	511.2	381.0
5/12/79	306.4	352.4	435.7	506.9	383.9
5/13/79	304.2	349.6	433.4	505.8	386.3
5/14/79	303.8	346.9	433.3	504.2	387.8
5/15/79	303.9	344.4	434.5	500.7	389.8
5/16/79	302.0	344.2	433.4	500.6	390.4
5/17/79	299.8	344.1	429.8	501.6	389.3
5/18/79	297.9	344.0	425.3	501.7	388.4
5/19/79	301.2	339.6	424.6	500.0	386.3
5/20/79	302.4	339.9	427.4	501.7	381.1
5/21/79	301.7	339.8	428.9	497.8	373.6
5/22/79	299.1	338.1	427.5	494.5	365.9
5/23/79	297.3	337.9	425.7	493.3	358.9
5/24/79	296.5	335.2	420.9	488.6	338.1
5/25/79	298.2	336.2	421.1	471.8	326.0
5/26/79	301.2	335.9	416.2	459.7	323.8
5/27/79	304.5	335.9	359.0	428.2	320.1
5/28/79	307.9	339.0	350.1	411.7	317.7
5/29/79	310.9	342.9	341.9	396.3	316.7
5/30/79	313.3	344.9	337.8	387.6	316.1
5/31/79	313.7	349.3	355.3	427.0	323.5
6/1/79	320.4	348.6	367.6	444.4	336.3
6/2/79	329.5	352.2	379.0	448.2	345.8
6/3/79	336.6	360.5	389.3	449.6	355.6
6/4/79	342.9	360.9	395.4	451.1	362.9
6/5/79	348.7	365.0	398.1	453.2	369.2
6/6/79	352.2	369.4	396.2	450.4	371.1



## Daily DSM2 Model Output

Date	Avg Of B1-DB1	Avg Of B1-DB2	Avg Of B2-CDB1	Avg Of B2-DB2	Avg Of H3-DB1
6/7/79	352.9	371.9	393.5	445.9	369.1
6/8/79	353.3	375.2	389.7	446.6	366.1
6/9/79	352.4	377.8	386.4	441.3	362.7
6/10/79	350.7	379.6	383.5	439.3	359.9
6/11/79	349.5	379.5	381.3	435.3	357.8
6/12/79	348.9	380.2	379.8	432.8	356.2
6/13/79	350.8	382.8	379.7	433.3	355.6
6/14/79	351.3	385.9	376.7	433.6	353.5
6/15/79	351.7	389.1	374.1	434.9	351.1
6/16/79	353.1	392.4	375.5	436.1	352.4
6/17/79	353.2	394.4	375.9	435.9	353.7
6/18/79	351.3	393.6	373.4	431.8	352.8
6/19/79	349.6	392.9	371.4	427.8	350.3
6/20/79	350.3	393.8	371.8	427.2	349.2
6/21/79	349.0	392.2	368.8	422.8	346.2
6/22/79	348.3	392.2	366.7	420.3	342.5
6/23/79	347.3	392.9	365.0	419.0	339.7
6/24/79	347.7	391.0	364.4	418.5	338.4
6/25/79	351.3	393.0	365.2	416.1	338.9
6/26/79	353.9	392.9	364.4	413.1	337.3
6/27/79	356.3	397.5	363.3	415.8	335.5
6/28/79	359.9	398.7	361.3	414.4	332.9
6/29/79	363.6	403.4	359.9	417.1	331.0
6/30/79	364.8	405.6	357.5	418.4	330.2
7/1/79	365.3	408.5	350.5	418.6	321.1
7/2/79	358.2	408.7	351.6	415.7	321.2
7/3/79	349.2	407.1	350.8	415.8	318.9
7/4/79	339.9	401.8	345.4	410.3	313.6
7/5/79	332.8	396.6	342.9	405.1	311.2
7/6/79	328.0	386.9	341.0	399.9	309.0
7/7/79	323.5	379.4	339.0	392.8	306.6
7/8/79	319.1	374.0	336.7	389.5	304.2
7/9/79	316.6	370.2	335.2	386.3	302.9
7/10/79	313.6	365.2	333.1	382.9	301.6
7/11/79	311.1	361.6	330.9	382.2	300.6
7/12/79	309.8	359.1	328.7	380.2	300.2
7/13/79	309.3	360.5	327.1	380.4	301.0
7/14/79	310.2	355.3	326.0	380.6	302.2
7/15/79	311.4	357.0	326.1	382.9	304.8
7/16/79	313.3	358.2	326.8	382.8	307.8
7/17/79	311.5	356.4	324.4	381.2	308.0
7/18/79	307.9	353.7	319.9	374.9	307.3
7/19/79	307.0	350.5	318.7	370.4	309.1
7/20/79	307.7	351.1	318.8	370.3	311.2
7/21/79	308.5	349.3	318.0	370.0	313.1

## Daily DSM2 Model Output

Date	Avg Of B1-DB1	Avg Of B1-DB2	Avg Of B2-CDB1	Avg Of B2-DB2	Avg Of H3-DB1
7/22/79	309.1	347.7	316.2	366.6	314.8
7/23/79	311.3	350.7	315.8	366.9	318.3
7/24/79	314.2	350.5	316.3	366.8	322.3
7/25/79	317.9	354.6	316.7	367.9	326.8
7/26/79	322.2	355.7	318.3	369.0	331.8
7/27/79	326.8	359.1	319.7	368.9	336.8
7/28/79	330.4	361.2	319.9	370.7	341.4
7/29/79	335.8	363.7	320.4	371.5	346.8
7/30/79	340.4	367.6	322.2	374.0	351.6
7/31/79	343.5	368.2	330.4	373.6	354.3
8/1/79	341.3	369.7	324.1	372.4	356.7
8/2/79	340.6	370.0	320.4	369.5	357.6
8/3/79	342.3	372.0	320.7	366.8	359.4
8/4/79	342.8	372.1	320.9	364.0	360.3
8/5/79	342.1	371.6	319.5	360.3	359.9
8/6/79	342.0	372.6	317.7	358.2	359.8
8/7/79	343.0	373.1	316.9	357.4	360.1
8/8/79	343.9	373.4	315.6	355.8	360.2
8/9/79	345.9	375.0	315.1	356.3	361.1
8/10/79	348.8	377.5	315.1	356.5	362.8
8/11/79	352.6	379.8	315.2	356.4	365.6
8/12/79	357.4	382.7	316.4	357.4	369.0
8/13/79	361.8	385.7	317.5	358.0	372.2
8/14/79	365.4	388.2	316.3	358.3	374.2
8/15/79	370.4	392.2	315.6	359.3	378.1
8/16/79	375.3	395.2	315.2	358.2	382.4
8/17/79	379.5	397.0	314.5	356.2	386.1
8/18/79	383.9	399.0	314.4	354.1	390.0
8/19/79	387.6	401.8	314.0	353.0	393.5
8/20/79	391.2	406.8	313.5	354.7	396.5
8/21/79	395.1	408.8	314.0	353.7	400.4
8/22/79	398.9	412.7	314.3	354.0	403.6
8/23/79	403.3	416.2	314.2	356.9	407.2
8/24/79	408.4	419.6	314.3	355.4	411.3
8/25/79	414.0	423.4	314.6	356.8	416.1
8/26/79	419.6	427.9	314.1	356.1	421.8
8/27/79	425.4	433.6	314.0	356.5	427.2
8/28/79	430.3	437.1	313.2	357.2	431.6
8/29/79	434.8	441.4	313.7	358.4	436.8
8/30/79	438.6	446.6	312.8	356.1	440.7
8/31/79	442.7	450.0	312.0	355.1	443.6
9/1/79	446.3	454.2	313.0	353.1	449.8
9/2/79	449.1	458.4	313.5	350.9	453.0
9/3/79	452.5	461.6	313.6	349.1	456.2
9/4/79	456.6	465.0	313.2	347.5	459.9

## Daily DSM2 Model Output

Date	Avg Of B1-DB1	Avg Of B1-DB2	Avg Of B2-CDB1	Avg Of B2-DB2	Avg Of H3-DB1
9/5/79	461.0	468.8	313.1	347.8	463.5
9/6/79	467.2	473.2	313.6	347.3	468.7
9/7/79	475.3	477.7	314.4	348.4	475.9
9/8/79	483.6	483.3	315.2	347.6	483.5
9/9/79	494.0	488.9	315.5	347.8	492.2
9/10/79	505.8	495.1	315.4	348.3	502.3
9/11/79	517.6	503.0	315.9	348.7	513.2
9/12/79	528.9	510.4	316.2	350.1	523.9
9/13/79	540.4	517.9	317.0	351.7	534.6
9/14/79	552.4	526.0	317.8	350.3	545.9
9/15/79	564.1	534.8	318.7	351.3	557.2
9/16/79	576.3	545.6	319.8	350.6	568.1
9/17/79	588.9	556.0	321.1	351.0	579.0
9/18/79	598.1	563.6	322.4	353.5	587.2
9/19/79	608.8	573.4	323.5	353.0	595.9
9/20/79	619.0	584.4	324.1	354.1	605.6
9/21/79	628.4	593.6	325.3	354.6	614.7
9/22/79	637.2	603.6	325.3	355.4	622.9
9/23/79	646.4	614.4	325.8	357.9	631.9
9/24/79	653.9	627.4	326.8	357.4	639.3
9/25/79	660.4	635.6	327.4	357.1	645.3
9/26/79	669.0	647.6	326.5	358.6	653.0
9/27/79	675.9	655.9	326.5	359.4	660.2
9/28/79	680.8	664.8	326.8	359.7	665.6
9/29/79	685.5	674.0	327.1	358.5	670.4
9/30/79	690.6	684.4	327.0	358.0	677.4
10/1/79	692.0	693.4	327.6	356.2	678.0
10/2/79	701.8	704.0	328.1	355.0	672.1
10/3/79	710.2	712.8	329.1	354.6	665.7
10/4/79	718.4	726.9	330.2	354.6	660.7
10/5/79	731.2	734.4	330.4	353.7	655.9
10/6/79	735.1	739.3	331.4	353.4	652.5
10/7/79	744.6	748.4	331.5	353.9	649.6
10/8/79	754.3	758.8	331.5	353.6	647.1
10/9/79	764.3	767.7	332.2	353.5	646.8
10/10/79	773.4	777.2	332.5	353.6	645.2
10/11/79	782.2	786.9	332.9	354.1	643.0
10/12/79	791.0	797.9	332.9	354.9	640.3
10/13/79	795.8	808.2	333.3	355.5	640.4
10/14/79	797.2	815.7	335.1	355.4	643.4
10/15/79	796.3	821.4	336.9	356.3	646.4
10/16/79	800.6	828.9	336.0	355.7	651.1
10/17/79	801.3	832.2	335.2	354.4	657.2
10/18/79	800.6	831.8	334.5	353.6	658.5
10/19/79	801.4	843.9	335.9	353.2	658.9

## Daily DSM2 Model Output

Date	Avg Of B1-DB1	Avg Of B1-DB2	Avg Of B2-CDB1	Avg Of B2-DB2	Avg Of H3-DB1
10/20/79	801.9	845.8	336.7	352.6	655.1
10/21/79	798.9	848.3	338.0	352.2	646.2
10/22/79	799.3	851.0	338.4	351.8	636.0
10/23/79	798.0	854.7	338.4	350.8	626.7
10/24/79	799.7	859.0	339.5	350.0	620.7
10/25/79	800.4	859.1	341.3	349.6	618.4
10/26/79	792.5	858.6	345.4	351.2	610.3
10/27/79	795.4	860.6	347.9	352.0	604.3
10/28/79	796.0	860.5	350.3	352.9	599.8
10/29/79	792.9	859.2	352.2	353.6	592.1
10/30/79	792.0	850.3	352.1	353.7	584.1
10/31/79	790.4	855.9	353.5	353.2	584.3
11/1/79	782.5	851.4	354.1	353.4	575.0
11/2/79	774.0	847.0	354.1	352.5	563.6
11/3/79	772.2	844.4	353.1	351.9	554.4
11/4/79	765.5	842.5	352.9	352.0	538.9
11/5/79	763.2	838.8	351.2	351.2	525.7
11/6/79	764.4	839.8	349.0	350.6	514.9
11/7/79	769.7	839.8	348.3	349.9	510.0
11/8/79	770.9	839.4	349.7	350.1	505.8
11/9/79	775.6	840.5	350.3	350.2	503.3
11/10/79	786.4	842.4	350.1	349.7	501.2
11/11/79	794.4	844.9	351.4	349.4	501.8
11/12/79	803.3	844.4	353.1	350.3	498.2
11/13/79	805.4	844.1	356.2	351.4	490.6
11/14/79	811.0	851.4	358.6	352.0	492.4
11/15/79	810.4	853.9	361.8	353.9	481.6
11/16/79	816.2	861.2	364.5	354.8	477.9
11/17/79	821.6	864.5	367.0	357.0	474.6
11/18/79	823.7	863.7	371.0	359.6	472.0
11/19/79	825.9	866.0	374.3	362.4	470.8
11/20/79	832.6	870.3	376.9	364.6	469.4
11/21/79	835.5	873.5	380.6	367.9	468.7
11/22/79	843.4	881.0	383.8	370.6	471.4
11/23/79	844.5	884.7	388.1	374.2	471.0
11/24/79	846.9	887.9	391.1	377.1	472.5
11/25/79	848.0	893.8	393.5	380.2	474.8
11/26/79	852.2	898.0	395.0	383.4	478.4
11/27/79	854.6	897.1	397.4	387.7	481.1
11/28/79	850.8	897.6	399.0	390.8	481.8
11/29/79	848.6	899.5	400.6	393.1	482.7
11/30/79	854.9	908.3	402.0	396.9	486.2
12/1/79	868.8	919.3	402.8	401.8	492.1
12/2/79	870.5	923.4	402.5	404.8	496.4
12/3/79	868.1	925.0	401.3	407.2	500.9

## Daily DSM2 Model Output

Date	Avg Of B1-DB1	Avg Of B1-DB2	Avg Of B2-CDB1	Avg Of B2-DB2	Avg Of H3-DB1
12/4/79	867.1	926.7	399.4	409.0	505.7
12/5/79	872.3	927.7	396.6	410.3	513.7
12/6/79	880.3	930.5	394.3	411.1	523.3
12/7/79	892.3	935.1	392.6	410.9	534.5
12/8/79	906.2	941.3	393.0	411.5	545.3
12/9/79	922.1	952.0	391.5	410.9	556.0
12/10/79	939.9	965.3	392.0	410.4	565.0
12/11/79	963.3	974.7	391.1	409.8	581.4
12/12/79	981.5	988.4	389.8	409.7	594.4
12/13/79	1004.5	1004.9	385.9	409.1	610.4
12/14/79	1028.0	1026.5	380.1	406.8	631.5
12/15/79	1050.7	1048.0	375.1	404.7	650.0
12/16/79	1077.6	1066.7	371.0	401.7	669.0
12/17/79	1110.4	1090.3	366.4	398.5	689.2
12/18/79	1150.3	1117.4	363.3	395.7	713.5
12/19/79	1194.1	1143.8	361.1	393.4	738.1
12/20/79	1236.2	1182.9	360.5	391.8	762.1
12/21/79	1286.8	1211.6	360.3	390.3	789.6
12/22/79	1331.4	1254.6	358.2	387.4	822.3
12/23/79	1352.8	1322.1	360.2	386.4	836.9
12/24/79	1365.3	1358.1	365.8	387.0	846.1
12/25/79	1382.7	1397.3	368.4	386.7	852.8
12/26/79	1422.3	1409.1	367.5	387.3	880.0
12/27/79	1450.9	1434.3	367.8	387.6	896.2
12/28/79	1468.2	1468.7	365.7	386.1	917.2
12/29/79	1465.2	1493.4	362.5	384.5	929.6
12/30/79	1437.5	1502.3	362.0	383.3	920.2
12/31/79	1392.8	1495.4	363.9	390.3	904.2
1/1/80	1357.1	1491.5	369.1	396.2	891.0
1/2/80	1332.9	1483.9	368.6	398.8	874.0
1/3/80	1315.9	1476.4	369.6	399.8	853.7
1/4/80	1292.3	1464.7	370.8	400.8	827.9
1/5/80	1277.1	1458.5	375.3	403.9	809.9
1/6/80	1254.9	1443.6	379.5	404.0	793.8
1/7/80	1211.3	1431.7	384.0	405.8	767.7
1/8/80	1162.4	1406.2	390.1	409.5	724.3
1/9/80	1171.4	1408.7	396.1	410.2	732.9
1/10/80	1148.0	1392.5	395.7	413.3	708.9
1/11/80	1124.4	1386.0	396.1	415.0	692.2
1/12/80	1029.0	1352.8	396.3	417.2	661.9
1/13/80	889.0	1300.4	399.6	419.9	629.8
1/14/80	650.2	1241.2	407.0	425.9	612.9
1/15/80	471.1	1114.3	420.8	431.2	610.9
1/16/80	420.9	1018.9	437.5	438.7	611.4
1/17/80	388.4	916.8	442.4	443.4	546.5

## Daily DSM2 Model Output

Date	Avg Of B1-DB1	Avg Of B1-DB2	Avg Of B2-CDB1	Avg Of B2-DB2	Avg Of H3-DB1
1/18/80	362.8	809.0	394.6	443.6	430.1
1/19/80	357.4	714.5	366.0	434.1	393.9
1/20/80	329.3	611.7	344.2	430.8	353.1
1/21/80	317.0	520.8	329.6	415.0	329.2
1/22/80	313.7	443.6	321.2	410.1	317.0
1/23/80	313.1	371.3	317.7	396.5	312.4
1/24/80	314.2	359.3	319.2	384.5	310.9
1/25/80	312.9	351.3	316.4	372.9	310.6
1/26/80	312.2	347.0	315.5	364.3	310.1
1/27/80	311.4	343.9	315.2	361.7	310.1
1/28/80	311.3	341.1	314.8	358.4	309.9
1/29/80	311.0	340.1	315.7	357.8	309.5
1/30/80	311.2	342.5	315.7	356.7	309.7
1/31/80	314.4	373.8	315.4	383.1	313.3
2/1/80	319.2	387.0	318.4	385.9	318.7
2/2/80	303.1	378.5	301.9	377.5	302.6
2/3/80	296.4	370.5	295.3	369.5	296.3
2/4/80	296.9	368.7	296.0	367.6	297.1
2/5/80	298.7	373.6	297.7	372.9	298.7
2/6/80	302.6	388.7	301.5	387.5	301.7
2/7/80	306.3	383.8	305.3	383.9	305.2
2/8/80	308.7	394.4	307.8	394.1	307.8
2/9/80	312.7	404.8	310.9	402.8	310.8
2/10/80	317.3	388.5	313.9	386.0	316.8
2/11/80	319.8	387.3	316.4	384.6	319.4
2/12/80	319.0	394.3	316.4	391.8	318.4
2/13/80	318.8	397.3	316.5	393.9	317.3
2/14/80	319.4	408.8	318.0	405.3	318.8
2/15/80	320.9	411.2	319.4	407.7	320.4
2/16/80	319.3	413.0	318.0	409.9	319.7
2/17/80	315.6	420.5	314.7	417.1	315.6
2/18/80	314.2	409.0	313.3	407.0	314.2
2/19/80	312.7	403.0	311.7	402.3	312.2
2/20/80	302.1	391.7	301.4	392.9	301.6
2/21/80	301.1	423.4	299.6	424.1	300.6
2/22/80	297.3	433.4	295.6	407.1	297.0
2/23/80	294.2	347.1	293.4	316.0	293.9
2/24/80	293.0	292.2	292.2	291.3	292.7
2/25/80	291.4	290.4	290.5	289.6	290.9
2/26/80	290.3	289.5	289.4	288.6	290.1
2/27/80	290.8	289.3	290.0	288.5	290.4
2/28/80	292.7	394.5	291.6	399.2	292.3
2/29/80	286.8	322.6	285.6	321.4	286.5
3/1/80	279.0	296.9	278.4	296.3	279.1
3/2/80	226.0	264.1	225.6	264.0	225.9

## Daily DSM2 Model Output

Date	Avg Of B1-DB1	Avg Of B1-DB2	Avg Of B2-CDB1	Avg Of B2-DB2	Avg Of H3-DB1
3/3/80	206.3	228.4	204.5	227.6	204.8
3/4/80	204.6	221.8	202.2	219.8	203.0
3/5/80	201.9	219.1	199.8	216.9	200.6
3/6/80	200.7	219.5	199.9	217.9	200.5
3/7/80	200.8	219.2	200.3	218.0	200.6
3/8/80	201.0	220.2	200.6	219.8	200.8
3/9/80	200.6	223.7	200.5	223.3	200.4
3/10/80	200.2	216.7	200.1	216.8	200.1
3/11/80	200.3	224.8	200.0	216.2	200.0
3/12/80	200.5	215.8	200.4	215.7	200.3
3/13/80	200.1	213.7	200.3	214.1	199.9
3/14/80	199.9	214.3	199.6	214.2	199.7
3/15/80	200.1	215.9	199.8	215.5	200.0
3/16/80	200.0	216.2	199.9	216.0	199.9
3/17/80	200.2	217.3	200.6	217.3	200.1
3/18/80	200.5	217.6	202.2	218.2	200.4
3/19/80	200.8	218.6	201.7	219.3	200.6
3/20/80	201.1	222.1	201.7	222.4	200.9
3/21/80	201.4	219.0	201.7	219.2	201.3
3/22/80	201.8	220.7	201.9	220.7	201.6
3/23/80	202.1	218.8	202.2	218.9	202.0
3/24/80	202.7	219.7	202.6	219.7	202.6
3/25/80	202.6	221.2	202.5	221.1	203.4
3/26/80	202.8	221.8	202.6	221.7	203.4
3/27/80	203.3	223.3	204.6	223.6	203.5
3/28/80	203.9	224.5	205.8	225.3	204.1
3/29/80	204.7	225.8	205.9	226.5	204.9
3/30/80	205.0	227.9	205.6	228.5	204.9
3/31/80	206.2	228.7	205.8	228.4	205.6
4/1/80	212.4	233.3	206.2	228.1	206.4
4/2/80	219.5	237.9	213.3	236.2	211.7
4/3/80	225.1	241.1	220.1	242.2	217.8
4/4/80	231.1	246.1	225.7	245.4	232.6
4/5/80	238.1	250.7	232.2	250.1	265.4
4/6/80	245.2	255.4	237.1	254.5	292.5
4/7/80	250.2	260.6	241.5	257.8	305.6
4/8/80	253.4	263.5	246.1	261.1	313.4
4/9/80	257.1	268.2	251.1	264.9	318.6
4/10/80	260.2	271.6	255.3	270.2	322.1
4/11/80	262.5	274.6	259.6	271.8	324.6
4/12/80	264.5	278.7	263.3	275.0	326.6
4/13/80	267.5	281.6	268.0	279.0	327.1
4/14/80	270.4	284.7	272.2	282.4	328.0
4/15/80	273.2	288.4	276.1	286.5	329.2
4/16/80	275.8	291.1	279.7	289.8	330.5

## Daily DSM2 Model Output

Date	Avg Of B1-DB1	Avg Of B1-DB2	Avg Of B2-CDB1	Avg Of B2-DB2	Avg Of H3-DB1
4/17/80	279.0	294.9	283.6	295.1	332.0
4/18/80	282.4	297.9	287.5	298.3	333.5
4/19/80	285.6	301.2	291.4	302.4	334.7
4/20/80	289.9	306.1	296.0	307.1	335.1
4/21/80	293.3	310.1	299.8	310.9	335.8
4/22/80	296.8	312.8	304.5	314.5	336.5
4/23/80	300.6	317.1	309.0	317.5	337.1
4/24/80	302.6	321.1	312.5	322.5	338.2
4/25/80	304.9	322.1	316.2	325.0	340.3
4/26/80	306.1	326.7	319.4	329.6	342.4
4/27/80	307.8	327.9	322.9	332.9	344.2
4/28/80	310.3	330.9	326.6	336.6	345.1
4/29/80	312.3	334.0	329.6	340.8	345.9
4/30/80	314.5	336.0	332.4	342.8	346.2
5/1/80	313.6	338.4	335.6	347.8	344.9
5/2/80	310.8	338.3	338.1	350.4	344.2
5/3/80	309.8	339.2	341.0	354.1	344.9
5/4/80	309.6	340.2	343.8	357.2	346.1
5/5/80	310.1	341.5	346.9	360.4	347.3
5/6/80	310.0	344.0	349.5	364.6	349.0
5/7/80	310.0	343.4	351.4	367.3	351.6
5/8/80	309.0	342.9	353.0	369.8	353.3
5/9/80	311.5	342.0	354.4	372.4	354.9
5/10/80	312.1	344.0	356.5	376.3	355.8
5/11/80	312.0	343.7	359.0	377.1	356.3
5/12/80	310.6	343.9	360.1	380.2	356.6
5/13/80	309.5	341.4	361.1	381.5	357.9
5/14/80	309.3	340.9	362.4	384.7	358.5
5/15/80	310.9	341.6	364.6	385.5	359.7
5/16/80	311.1	341.5	366.3	387.1	359.5
5/17/80	310.5	342.1	367.5	389.5	358.1
5/18/80	310.1	342.4	368.9	392.2	354.7
5/19/80	309.9	345.4	369.9	395.6	351.2
5/20/80	310.6	346.6	371.6	400.1	349.4
5/21/80	313.0	347.5	373.7	402.0	348.0
5/22/80	316.1	348.8	376.2	403.9	347.6
5/23/80	318.1	349.3	377.8	405.7	348.3
5/24/80	316.8	350.4	378.5	407.5	349.0
5/25/80	312.9	349.4	377.8	408.3	350.5
5/26/80	311.6	348.6	378.3	411.0	353.2
5/27/80	311.0	348.4	379.0	412.7	355.2
5/28/80	309.6	345.1	379.6	412.4	356.8
5/29/80	308.4	345.3	379.6	413.2	358.4
5/30/80	307.4	342.7	380.0	415.0	359.4
5/31/80	309.0	344.8	380.2	416.5	366.7



## Daily DSM2 Model Output

Date	Avg Of B1-DB1	Avg Of B1-DB2	Avg Of B2-CDB1	Avg Of B2-DB2	Avg Of H3-DB1
6/1/80	307.5	342.4	374.0	411.8	374.7
6/2/80	307.8	342.3	376.5	406.6	376.1
6/3/80	308.2	343.5	403.9	414.9	370.7
6/4/80	309.0	345.7	448.2	439.2	400.1
6/5/80	310.4	348.6	456.7	447.7	441.0
6/6/80	313.1	347.8	457.9	446.1	449.3
6/7/80	315.5	347.5	459.0	448.4	448.6
6/8/80	314.9	346.3	457.6	451.3	445.7
6/9/80	316.2	346.5	452.4	454.9	441.0
6/10/80	318.3	346.2	444.5	456.2	436.5
6/11/80	320.5	345.6	436.6	456.3	433.5
6/12/80	323.3	346.9	428.9	456.2	430.7
6/13/80	326.1	348.9	423.3	454.9	427.8
6/14/80	329.4	349.9	419.6	453.9	426.3
6/15/80	332.4	353.0	417.2	455.9	426.5
6/16/80	334.6	354.4	415.5	456.4	434.6
6/17/80	337.7	357.7	416.2	458.5	445.3
6/18/80	340.4	360.0	416.4	460.8	454.0
6/19/80	342.3	362.1	417.0	463.7	459.9
6/20/80	346.8	364.2	418.4	464.4	463.9
6/21/80	348.8	365.6	419.8	464.8	466.9
6/22/80	348.0	367.9	422.4	466.6	468.9
6/23/80	347.0	368.0	424.0	463.8	469.8
6/24/80	346.0	368.8	427.2	467.4	470.1
6/25/80	346.1	367.1	430.1	465.2	471.2
6/26/80	346.5	367.2	432.3	465.2	472.1
6/27/80	344.1	367.6	434.4	465.3	470.8
6/28/80	344.1	367.2	436.6	468.7	471.0
6/29/80	344.8	366.4	438.9	468.9	473.1
6/30/80	345.6	367.4	441.8	470.4	476.6
7/1/80	346.6	367.3	448.8	472.6	471.1
7/2/80	349.3	369.2	452.4	475.4	458.1
7/3/80	350.8	371.5	453.8	477.6	444.1
7/4/80	352.6	374.0	455.8	480.6	440.8
7/5/80	352.1	374.5	455.5	481.3	432.6
7/6/80	352.2	376.5	455.2	483.6	425.9
7/7/80	352.6	376.8	454.1	483.7	417.4
7/8/80	353.6	374.8	453.3	481.6	410.8
7/9/80	354.3	374.4	452.6	480.4	405.1
7/10/80	355.8	375.6	452.3	480.9	401.7
7/11/80	357.9	377.3	452.6	481.8	400.0
7/12/80	361.0	378.2	453.9	481.9	399.3
7/13/80	364.4	380.9	455.2	483.7	398.6
7/14/80	366.9	383.4	455.6	485.2	397.5
7/15/80	369.1	385.0	456.2	486.6	396.6

## Daily DSM2 Model Output

Date	Avg Of B1-DB1	Avg Of B1-DB2	Avg Of B2-CDB1	Avg Of B2-DB2	Avg Of H3-DB1
7/16/80	370.9	388.0	455.5	488.8	395.1
7/17/80	372.1	389.6	453.9	489.8	395.2
7/18/80	374.1	391.8	451.7	490.3	397.4
7/19/80	376.3	393.1	450.9	490.9	398.8
7/20/80	377.6	395.3	450.4	493.4	396.5
7/21/80	378.7	396.3	448.9	492.2	391.6
7/22/80	379.3	393.8	448.4	488.4	385.7
7/23/80	379.7	394.5	447.9	487.0	381.3
7/24/80	378.7	394.1	447.5	485.3	375.7
7/25/80	378.9	392.1	447.3	482.1	374.1
7/26/80	379.3	392.5	447.8	481.8	371.0
7/27/80	378.9	393.0	448.1	480.5	368.0
7/28/80	378.1	392.1	448.2	479.5	365.6
7/29/80	377.8	391.8	448.5	478.3	364.3
7/30/80	377.0	392.9	448.8	479.3	362.5
7/31/80	373.6	390.6	446.2	477.8	358.2
8/1/80	370.8	390.7	437.5	476.9	355.4
8/2/80	371.1	390.8	432.8	474.3	352.3
8/3/80	371.4	391.8	427.5	472.4	347.8
8/4/80	371.2	390.6	423.7	467.6	341.3
8/5/80	370.8	390.0	421.0	463.5	333.9
8/6/80	370.5	389.4	418.6	459.5	328.2
8/7/80	370.2	390.2	416.2	458.1	323.8
8/8/80	369.6	391.0	414.0	456.9	321.1
8/9/80	368.7	390.2	411.5	453.7	319.1
8/10/80	367.8	391.3	408.8	452.8	318.2
8/11/80	367.4	391.8	406.3	451.3	317.2
8/12/80	366.9	392.2	403.6	449.7	317.3
8/13/80	365.4	394.4	400.0	450.2	317.4
8/14/80	364.6	396.1	397.4	451.1	319.2
8/15/80	363.7	395.7	394.3	448.6	318.5
8/16/80	363.1	397.9	390.4	449.5	319.1
8/17/80	361.3	396.0	383.4	444.5	317.7
8/18/80	362.7	397.2	383.6	444.5	318.7
8/19/80	362.3	396.1	381.0	440.8	316.8
8/20/80	361.4	394.0	376.8	435.3	314.0
8/21/80	361.7	393.5	373.5	431.4	313.9
8/22/80	362.2	391.9	372.1	426.0	314.6
8/23/80	363.2	391.8	370.6	423.4	315.7
8/24/80	364.5	393.1	369.4	422.4	318.3
8/25/80	365.5	392.8	368.7	420.1	321.2
8/26/80	366.7	393.0	367.9	417.8	325.2
8/27/80	368.3	394.7	367.2	417.5	330.1
8/28/80	369.8	395.2	366.2	415.7	335.5
8/29/80	370.7	397.6	363.6	414.2	340.9

## Daily DSM2 Model Output

Date	Avg Of B1-DB1	Avg Of B1-DB2	Avg Of B2-CDB1	Avg Of B2-DB2	Avg Of H3-DB1
8/30/80	371.5	398.4	359.2	413.4	346.1
8/31/80	375.1	399.3	360.7	413.0	350.0
9/1/80	377.2	400.1	357.7	409.1	354.1
9/2/80	379.0	400.3	355.3	407.6	356.5
9/3/80	381.7	400.2	354.6	404.5	358.5
9/4/80	384.6	401.8	354.5	401.3	360.3
9/5/80	387.5	402.5	353.7	398.9	361.8
9/6/80	390.9	403.7	351.8	397.5	363.6
9/7/80	395.2	406.1	351.4	395.7	365.9
9/8/80	400.2	408.9	351.8	397.6	367.9
9/9/80	405.6	411.8	352.5	395.7	369.5
9/10/80	412.0	414.6	353.3	396.0	371.0
9/11/80	418.8	418.7	352.9	394.8	372.5
9/12/80	426.5	423.0	350.9	395.8	373.3
9/13/80	433.7	427.2	351.5	395.4	374.8
9/14/80	440.8	433.1	349.9	395.1	375.2
9/15/80	448.1	438.4	348.8	395.4	375.7
9/16/80	454.8	445.0	347.8	394.5	375.9
9/17/80	461.8	452.1	346.5	394.4	376.0
9/18/80	467.3	458.3	346.4	393.9	376.0
9/19/80	472.7	464.4	345.7	391.7	375.1
9/20/80	477.4	471.9	346.1	389.0	374.4
9/21/80	481.1	477.2	346.1	387.1	373.5
9/22/80	484.9	483.0	345.0	386.5	371.7
9/23/80	490.3	489.1	344.6	385.5	370.2
9/24/80	496.0	494.6	344.9	383.6	369.4
9/25/80	502.4	501.0	346.1	384.5	369.2
9/26/80	510.2	507.1	346.6	383.4	368.7
9/27/80	518.5	513.7	346.3	382.1	367.7
9/28/80	528.1	521.7	345.3	383.3	366.1
9/29/80	538.4	530.0	344.4	380.4	364.8
9/30/80	548.3	537.7	342.0	380.1	362.6
10/1/80	555.0	544.4	341.3	380.6	362.0
10/2/80	566.2	553.5	343.7	380.4	362.8
10/3/80	576.3	562.9	346.3	379.8	362.7
10/4/80	585.8	573.5	350.2	381.5	364.1
10/5/80	594.8	581.9	354.6	381.9	365.3
10/6/80	602.4	591.8	359.9	384.3	367.5
10/7/80	612.0	602.9	366.5	386.5	370.0
10/8/80	618.8	608.5	373.1	388.7	372.2
10/9/80	624.7	618.2	381.4	392.3	375.5
10/10/80	630.6	626.9	389.1	394.7	378.2
10/11/80	635.1	634.9	394.4	398.7	379.9
10/12/80	637.3	641.9	398.8	401.1	381.5
10/13/80	637.7	650.6	402.1	404.9	383.1

## Daily DSM2 Model Output

Date	Avg Of B1-DB1	Avg Of B1-DB2	Avg Of B2-CDB1	Avg Of B2-DB2	Avg Of H3-DB1
10/14/80	637.1	656.1	405.1	406.2	385.1
10/15/80	635.1	660.5	400.2	407.7	382.4
10/16/80	636.8	667.2	396.2	408.5	379.0
10/17/80	632.7	669.6	392.2	409.2	374.1
10/18/80	627.1	669.9	386.9	408.8	369.1
10/19/80	623.2	670.9	382.2	408.4	366.8
10/20/80	615.4	668.0	377.7	408.0	364.4
10/21/80	609.9	666.6	374.6	407.1	364.9
10/22/80	605.2	664.4	372.6	406.9	364.5
10/23/80	600.9	660.2	372.5	405.5	364.9
10/24/80	596.4	657.1	372.0	404.9	364.4
10/25/80	595.4	654.5	373.5	403.8	365.0
10/26/80	596.5	652.6	376.1	403.7	367.0
10/27/80	598.1	651.5	378.1	403.0	368.6
10/28/80	601.5	650.7	379.6	403.3	369.4
10/29/80	606.7	652.0	379.4	405.0	368.0
10/30/80	614.5	654.7	380.9	405.4	367.8
10/31/80	621.3	656.7	382.6	405.5	367.1
11/1/80	624.0	657.7	386.2	406.7	368.6
11/2/80	625.1	658.9	390.5	407.7	373.2
11/3/80	625.3	660.9	393.7	409.1	377.4
11/4/80	629.2	664.9	397.3	411.0	382.0
11/5/80	631.4	665.8	400.8	412.4	386.9
11/6/80	635.6	668.6	404.6	413.9	392.0
11/7/80	636.7	670.2	408.3	414.9	397.4
11/8/80	637.7	673.5	411.2	416.8	401.9
11/9/80	639.6	676.6	414.1	419.8	405.9
11/10/80	640.1	678.1	416.8	420.7	409.2
11/11/80	639.9	679.3	419.8	422.6	413.3
11/12/80	639.7	680.8	422.5	424.7	418.2
11/13/80	641.0	682.7	425.3	426.7	423.5
11/14/80	642.4	685.4	428.1	428.3	429.1
11/15/80	644.7	687.3	431.9	430.0	437.5
11/16/80	645.6	687.8	435.4	432.5	444.9
11/17/80	644.0	686.3	438.4	434.7	449.1
11/18/80	639.3	686.6	441.4	437.0	452.8
11/19/80	634.7	684.6	445.3	439.5	457.5
11/20/80	632.5	682.3	448.9	442.2	459.6
11/21/80	629.0	680.7	452.4	445.8	461.3
11/22/80	629.1	679.4	456.6	448.5	463.5
11/23/80	627.3	677.3	462.1	452.2	468.8
11/24/80	625.4	677.0	467.1	457.3	475.5
11/25/80	629.4	676.8	471.6	460.3	481.4
11/26/80	635.8	677.7	476.3	463.3	487.8
11/27/80	642.8	679.5	481.1	465.9	493.5

## Daily DSM2 Model Output

Date	Avg Of B1-DB1	Avg Of B1-DB2	Avg Of B2-CDB1	Avg Of B2-DB2	Avg Of H3-DB1
11/28/80	652.0	682.2	485.4	467.0	497.8
11/29/80	661.2	685.1	488.8	469.4	500.6
11/30/80	667.7	692.8	493.6	470.3	492.2
12/1/80	676.1	697.9	486.9	471.5	464.5
12/2/80	687.9	707.4	474.1	471.3	435.2
12/3/80	702.7	716.7	458.2	470.3	425.0
12/4/80	710.2	719.3	452.2	469.7	404.9
12/5/80	720.2	727.8	447.8	469.4	393.1
12/6/80	736.6	738.0	443.8	468.2	382.2
12/7/80	750.0	747.1	439.7	466.8	375.9
12/8/80	760.1	757.1	435.2	464.7	368.4
12/9/80	763.4	765.0	431.5	462.2	362.8
12/10/80	758.0	772.4	428.0	461.1	356.0
12/11/80	753.6	779.2	423.6	459.2	350.3
12/12/80	749.7	783.4	421.9	457.3	348.4
12/13/80	742.0	783.4	422.6	457.0	349.7
12/14/80	738.8	784.5	422.0	456.6	350.0
12/15/80	735.2	782.3	418.0	452.7	345.4
12/16/80	729.4	779.5	413.3	450.6	342.0
12/17/80	719.5	776.5	406.0	446.7	338.9
12/18/80	710.8	774.7	400.0	442.7	336.8
12/19/80	702.9	769.6	396.2	437.3	337.2
12/20/80	697.8	764.1	392.0	432.7	342.1
12/21/80	695.5	760.3	388.9	429.4	349.9
12/22/80	690.5	755.9	387.4	426.4	360.2
12/23/80	690.8	752.6	387.1	424.4	372.0
12/24/80	690.0	751.5	386.8	424.1	385.1
12/25/80	690.6	748.2	384.7	422.6	398.0
12/26/80	695.2	745.2	383.4	420.9	409.0
12/27/80	698.5	743.8	383.5	420.3	416.2
12/28/80	701.6	741.1	384.1	418.3	433.7
12/29/80	699.5	741.7	382.5	419.0	449.6
12/30/80	696.3	740.2	377.5	416.6	470.5
12/31/80	692.7	741.3	364.3	418.1	491.1
1/1/81	690.4	741.4	373.8	418.9	517.7
1/2/81	689.8	741.2	392.0	424.7	528.7
1/3/81	687.0	740.2	422.8	432.7	540.9
1/4/81	684.3	738.9	457.6	446.7	553.3
1/5/81	683.5	737.6	493.0	457.6	568.6
1/6/81	681.5	736.8	525.4	473.4	579.3
1/7/81	681.9	737.1	555.0	482.1	593.2
1/8/81	681.3	735.6	590.6	493.6	601.1
1/9/81	681.4	735.3	619.8	508.8	607.8
1/10/81	685.2	733.4	643.6	513.2	616.4
1/11/81	688.7	732.1	665.3	522.6	622.1

## Daily DSM2 Model Output

Date	Avg Of B1-DB1	Avg Of B1-DB2	Avg Of B2-CDB1	Avg Of B2-DB2	Avg Of H3-DB1
1/12/81	688.6	731.0	680.7	533.8	628.3
1/13/81	688.3	731.8	691.4	540.2	632.6
1/14/81	679.1	729.2	701.4	559.5	639.7
1/15/81	671.5	725.0	700.0	568.1	642.9
1/16/81	664.1	722.0	708.6	575.0	642.7
1/17/81	658.1	718.5	716.2	587.7	640.3
1/18/81	652.0	713.2	720.8	598.7	638.4
1/19/81	648.6	709.5	722.8	606.4	636.5
1/20/81	646.6	707.1	726.9	614.2	634.2
1/21/81	646.1	703.5	732.3	623.4	631.9
1/22/81	649.0	703.4	737.2	625.3	632.4
1/23/81	650.0	703.0	743.8	631.8	632.5
1/24/81	647.8	701.9	757.2	643.1	633.6
1/25/81	649.8	702.3	767.1	651.1	635.7
1/26/81	648.2	698.5	776.5	662.0	634.1
1/27/81	654.4	699.1	774.3	665.7	637.2
1/28/81	651.3	700.2	774.9	668.9	639.0
1/29/81	648.7	701.5	779.1	676.6	642.5
1/30/81	640.8	700.9	787.1	684.2	644.5
1/31/81	631.6	699.4	791.4	696.9	646.9
2/1/81	628.2	698.0	793.8	706.9	647.3
2/2/81	624.4	696.4	794.1	713.0	647.4
2/3/81	622.3	695.9	792.4	718.9	648.6
2/4/81	621.6	693.5	791.8	724.8	648.3
2/5/81	618.4	692.6	792.3	730.8	644.4
2/6/81	616.7	694.0	793.6	735.9	640.3
2/7/81	612.2	689.5	796.7	741.9	633.1
2/8/81	607.7	690.5	801.7	747.3	625.1
2/9/81	610.5	685.7	804.0	751.0	623.2
2/10/81	609.3	684.4	809.9	757.1	618.0
2/11/81	601.9	684.3	818.1	764.7	607.0
2/12/81	588.9	680.1	827.1	773.4	590.9
2/13/81	575.1	671.5	833.7	780.8	576.2
2/14/81	564.3	664.1	843.2	788.0	564.8
2/15/81	560.7	658.3	848.9	793.6	559.6
2/16/81	556.5	650.7	853.3	799.2	557.2
2/17/81	553.4	650.6	859.3	806.5	564.2
2/18/81	550.8	644.4	864.1	811.0	573.6
2/19/81	549.8	643.4	867.8	815.6	583.0
2/20/81	547.3	638.7	875.2	822.1	589.0
2/21/81	543.0	635.0	880.9	828.7	590.1
2/22/81	534.7	633.0	886.5	833.8	580.4
2/23/81	527.3	624.5	890.4	838.6	567.7
2/24/81	529.6	623.0	892.0	842.6	565.0
2/25/81	528.1	619.1	895.6	848.2	560.7

## Daily DSM2 Model Output

Date	Avg Of B1-DB1	Avg Of B1-DB2	Avg Of B2-CDB1	Avg Of B2-DB2	Avg Of H3-DB1
2/26/81	513.3	615.2	901.0	855.5	547.8
2/27/81	499.5	606.0	903.7	862.3	534.4
2/28/81	493.7	590.5	903.9	862.9	525.4
3/1/81	481.0	576.4	901.4	863.2	516.1
3/2/81	471.4	566.2	899.3	865.4	506.9
3/3/81	463.6	552.8	896.8	868.3	501.0
3/4/81	461.3	547.6	894.5	869.6	497.1
3/5/81	462.3	534.7	893.7	872.5	498.5
3/6/81	456.5	529.1	893.0	874.7	493.1
3/7/81	456.2	518.7	893.3	877.8	494.1
3/8/81	446.0	510.5	892.7	880.0	486.7
3/9/81	443.6	503.0	892.4	882.3	482.8
3/10/81	438.3	497.6	892.0	884.9	476.7
3/11/81	430.2	490.9	891.4	886.9	468.0
3/12/81	422.1	483.0	891.1	889.4	458.8
3/13/81	415.6	473.8	892.5	891.7	453.1
3/14/81	410.8	465.8	891.9	893.8	449.5
3/15/81	408.5	462.4	892.6	894.8	446.3
3/16/81	407.3	457.1	893.9	897.2	445.7
3/17/81	400.9	445.0	890.5	898.8	439.1
3/18/81	394.6	439.0	887.5	899.6	433.5
3/19/81	396.7	432.8	886.5	900.9	433.5
3/20/81	397.4	429.2	887.3	903.3	433.1
3/21/81	398.2	427.7	891.8	904.3	435.6
3/22/81	400.1	432.1	893.8	906.6	442.1
3/23/81	401.3	430.6	894.1	907.5	448.6
3/24/81	401.7	433.8	894.3	909.6	452.0
3/25/81	403.7	432.0	895.2	911.6	453.8
3/26/81	406.6	433.3	898.5	913.6	456.1
3/27/81	408.1	436.5	899.1	915.7	460.0
3/28/81	411.5	437.6	898.6	917.0	463.4
3/29/81	414.6	437.1	899.6	918.1	464.5
3/30/81	415.9	436.5	899.1	919.0	465.2
3/31/81	414.5	434.4	896.3	918.9	466.3
4/1/81	410.7	434.5	883.1	916.9	468.3
4/2/81	412.7	434.1	875.8	916.8	472.1
4/3/81	416.9	434.8	871.3	914.5	478.9
4/4/81	420.8	436.0	865.6	914.2	486.2
4/5/81	420.8	434.4	847.7	908.3	491.3
4/6/81	418.9	434.8	827.2	904.1	491.7
4/7/81	420.0	434.5	812.2	897.9	492.6
4/8/81	422.0	435.0	796.4	889.8	496.2
4/9/81	422.4	435.8	779.7	883.1	499.8
4/10/81	421.1	438.3	766.1	878.6	501.2
4/11/81	420.0	437.9	751.2	872.5	502.4

## Daily DSM2 Model Output

Date	Avg Of B1-DB1	Avg Of B1-DB2	Avg Of B2-CDB1	Avg Of B2-DB2	Avg Of H3-DB1
4/12/81	418.1	438.1	740.0	863.8	501.9
4/13/81	415.4	436.8	728.1	859.8	499.7
4/14/81	415.0	437.3	719.5	854.0	498.2
4/15/81	416.5	437.1	709.9	844.5	499.0
4/16/81	415.0	438.1	698.8	842.8	498.3
4/17/81	409.8	436.2	684.9	831.4	493.9
4/18/81	405.6	434.7	679.1	823.6	489.1
4/19/81	405.2	436.7	673.4	821.2	488.2
4/20/81	402.9	434.8	659.6	808.4	487.8
4/21/81	397.9	432.4	648.7	796.5	484.8
4/22/81	392.4	431.3	637.1	788.9	479.8
4/23/81	389.7	429.7	629.7	779.2	476.2
4/24/81	386.6	427.6	617.3	769.0	472.9
4/25/81	385.2	429.7	609.7	769.2	470.9
4/26/81	385.1	430.5	604.4	767.1	470.2
4/27/81	382.9	430.3	590.7	759.2	468.8
4/28/81	378.5	426.4	579.2	744.6	465.3
4/29/81	376.6	424.7	574.0	741.9	461.1
4/30/81	370.7	424.1	569.5	729.7	455.7
5/1/81	373.2	422.1	562.2	721.4	455.7
5/2/81	379.9	421.6	557.5	708.6	459.2
5/3/81	387.0	423.2	549.0	694.9	463.7
5/4/81	393.0	423.6	539.4	680.6	467.2
5/5/81	397.7	424.6	530.1	667.9	469.6
5/6/81	400.3	427.5	518.0	652.9	470.0
5/7/81	402.4	429.9	510.9	645.5	470.4
5/8/81	403.8	432.4	501.9	639.6	470.3
5/9/81	404.0	435.7	490.5	634.8	469.3
5/10/81	403.3	437.5	481.7	628.0	467.7
5/11/81	402.2	439.1	478.0	622.3	465.7
5/12/81	400.4	439.7	477.2	614.1	463.2
5/13/81	399.8	442.3	476.8	608.5	462.0
5/14/81	400.6	442.5	475.7	604.2	462.1
5/15/81	401.8	443.6	472.9	597.3	462.6
5/16/81	402.4	441.5	466.2	585.8	462.7
5/17/81	401.2	441.6	457.7	576.3	460.9
5/18/81	399.2	443.8	453.3	566.4	458.2
5/19/81	397.7	441.4	451.5	558.6	455.8
5/20/81	397.8	441.2	451.5	553.4	455.0
5/21/81	398.1	439.3	448.1	542.4	454.4
5/22/81	398.4	441.0	444.8	537.9	454.2
5/23/81	398.0	443.0	441.4	537.2	453.5
5/24/81	398.6	445.4	439.1	536.4	453.3
5/25/81	398.6	448.7	435.5	535.5	452.7
5/26/81	397.8	448.0	432.7	531.6	451.6



## Daily DSM2 Model Output

Date	Avg Of B1-DB1	Avg Of B1-DB2	Avg Of B2-CDB1	Avg Of B2-DB2	Avg Of H3-DB1
5/27/81	397.5	448.2	433.2	527.9	450.7
5/28/81	397.9	450.2	434.2	526.3	450.4
5/29/81	398.9	447.8	434.2	518.6	451.0
5/30/81	397.8	445.3	430.2	512.8	449.5
5/31/81	396.0	443.0	425.0	501.9	447.1
6/1/81	394.5	439.4	423.6	492.0	444.7
6/2/81	395.8	439.4	423.4	488.4	444.7
6/3/81	397.1	437.7	421.9	483.0	445.2
6/4/81	397.3	437.3	418.8	478.7	445.0
6/5/81	399.1	439.2	417.5	477.6	446.1
6/6/81	400.2	441.1	415.2	477.2	446.8
6/7/81	401.4	444.7	413.3	479.0	447.5
6/8/81	401.6	449.7	410.8	482.0	447.5
6/9/81	401.1	449.6	409.5	480.6	446.8
6/10/81	400.9	449.2	409.1	476.6	446.2
6/11/81	401.1	449.5	408.8	474.4	445.8
6/12/81	402.1	451.1	408.2	472.3	446.0
6/13/81	400.6	448.3	404.5	466.9	443.8
6/14/81	397.3	444.8	399.7	462.2	440.3
6/15/81	393.7	444.0	395.2	458.5	436.0
6/16/81	391.2	440.1	393.5	454.2	433.3
6/17/81	389.2	439.5	392.1	450.1	431.4
6/18/81	388.4	437.1	391.3	446.4	430.6
6/19/81	388.4	437.5	390.5	446.6	430.7
6/20/81	387.6	437.4	388.7	444.1	430.0
6/21/81	387.4	438.5	387.6	446.1	429.8
6/22/81	387.3	440.7	386.2	444.5	429.7
6/23/81	386.8	442.3	384.6	445.1	428.9
6/24/81	386.5	446.9	384.6	447.2	428.2
6/25/81	387.0	443.6	384.4	444.0	428.3
6/26/81	385.3	440.4	382.6	441.4	426.1
6/27/81	383.5	440.3	381.9	438.4	423.2
6/28/81	382.7	437.5	381.3	433.9	421.5
6/29/81	381.7	433.2	380.7	428.6	419.4
6/30/81	383.7	433.3	380.2	426.4	419.6
7/1/81	369.3	429.7	376.5	422.9	403.3
7/2/81	357.0	423.7	374.0	419.2	388.4
7/3/81	349.3	414.5	371.8	418.1	378.5
7/4/81	345.0	408.7	370.1	416.8	371.8
7/5/81	340.7	404.0	368.2	416.4	366.2
7/6/81	343.3	403.0	369.9	420.4	367.4
7/7/81	342.2	397.7	368.8	419.8	363.8
7/8/81	343.2	397.2	370.3	420.6	364.5
7/9/81	344.5	393.9	372.6	419.9	365.6
7/10/81	340.3	389.1	371.2	417.1	360.9

## Daily DSM2 Model Output

Date	Avg Of B1-DB1	Avg Of B1-DB2	Avg Of B2-CDB1	Avg Of B2-DB2	Avg Of H3-DB1
7/11/81	338.9	388.1	369.8	416.8	358.3
7/12/81	336.9	383.5	367.4	413.0	354.9
7/13/81	337.3	382.9	364.8	412.7	353.5
7/14/81	339.6	379.2	363.0	408.2	353.4
7/15/81	344.0	379.0	361.6	406.6	355.1
7/16/81	350.8	380.5	361.1	405.5	358.5
7/17/81	359.2	382.6	360.8	403.4	362.4
7/18/81	370.0	387.5	360.0	404.1	368.1
7/19/81	382.9	393.4	359.4	404.8	375.8
7/20/81	397.2	400.6	359.5	404.5	385.0
7/21/81	409.9	409.4	360.2	407.1	394.4
7/22/81	420.4	420.6	362.5	407.7	403.8
7/23/81	429.2	428.7	363.1	409.0	410.7
7/24/81	435.4	435.9	364.0	409.0	416.3
7/25/81	439.8	445.5	363.4	408.1	419.6
7/26/81	444.7	453.4	362.2	404.7	422.7
7/27/81	447.3	461.4	360.2	402.2	424.4
7/28/81	448.4	466.6	358.3	402.0	425.0
7/29/81	448.8	471.4	356.0	401.3	425.0
7/30/81	449.7	474.9	354.6	399.8	425.0
7/31/81	450.4	477.2	351.5	398.6	425.0
8/1/81	450.4	479.0	349.2	396.9	426.1
8/2/81	450.7	483.2	347.2	399.8	427.0
8/3/81	452.0	485.2	345.8	399.6	428.7
8/4/81	454.3	487.2	345.9	399.1	430.7
8/5/81	455.3	490.9	344.5	400.6	430.7
8/6/81	456.2	493.2	343.5	400.5	430.5
8/7/81	454.6	495.9	341.9	400.7	428.5
8/8/81	452.1	498.2	340.0	401.1	425.6
8/9/81	449.5	497.0	338.5	397.0	423.1
8/10/81	446.6	495.3	337.8	393.2	420.0
8/11/81	442.4	493.4	334.8	390.8	416.2
8/12/81	439.8	491.5	332.8	388.1	414.1
8/13/81	437.9	489.4	332.4	385.8	413.0
8/14/81	434.9	488.2	330.7	384.4	410.9
8/15/81	433.0	487.6	328.3	381.7	410.3
8/16/81	432.9	486.9	326.5	383.1	411.7
8/17/81	434.6	486.1	325.6	381.9	415.1
8/18/81	438.0	486.7	326.2	382.1	419.3
8/19/81	441.2	486.8	326.1	381.6	423.4
8/20/81	443.7	488.5	324.3	380.5	426.6
8/21/81	446.3	487.7	322.8	379.6	430.1
8/22/81	448.4	488.6	321.5	378.8	433.1
8/23/81	449.8	488.6	319.2	375.4	436.4
8/24/81	452.6	488.8	318.6	372.9	440.7

## Daily DSM2 Model Output

Date	Avg Of B1-DB1	Avg Of B1-DB2	Avg Of B2-CDB1	Avg Of B2-DB2	Avg Of H3-DB1
8/25/81	454.3	488.7	317.6	369.3	444.2
8/26/81	456.4	488.9	315.7	365.7	448.6
8/27/81	459.9	491.3	314.2	365.0	454.5
8/28/81	464.6	493.6	314.1	364.1	461.6
8/29/81	469.8	497.1	314.2	364.6	469.6
8/30/81	477.0	499.7	313.1	362.7	479.7
8/31/81	485.6	503.9	317.2	365.1	489.6
9/1/81	492.1	506.7	318.0	364.4	494.3
9/2/81	497.8	511.2	315.9	363.8	499.2
9/3/81	504.6	514.6	315.3	363.3	506.4
9/4/81	511.7	520.1	314.6	363.7	514.8
9/5/81	519.0	524.1	314.7	362.3	524.7
9/6/81	524.8	529.5	315.7	361.5	533.1
9/7/81	529.4	534.2	316.0	360.9	539.2
9/8/81	534.5	538.8	315.7	359.1	545.1
9/9/81	539.6	543.7	315.2	356.8	551.4
9/10/81	544.1	549.2	316.2	356.0	558.1
9/11/81	546.4	553.8	316.1	354.5	560.7
9/12/81	548.6	558.5	316.7	354.7	563.0
9/13/81	550.5	562.7	317.2	355.7	564.3
9/14/81	553.8	566.4	318.5	356.3	567.9
9/15/81	558.6	569.8	319.3	355.5	573.8
9/16/81	565.2	575.4	320.1	356.3	578.8
9/17/81	572.4	579.6	320.8	355.9	583.7
9/18/81	579.6	584.8	319.7	354.0	590.5
9/19/81	587.7	592.2	318.6	354.1	599.9
9/20/81	593.8	598.5	318.5	354.7	607.4
9/21/81	599.0	603.2	318.4	353.5	613.5
9/22/81	603.1	608.0	318.3	352.9	618.1
9/23/81	607.1	613.1	318.8	352.9	622.6
9/24/81	610.6	617.9	319.2	352.5	625.5
9/25/81	613.6	622.2	319.2	352.2	627.7
9/26/81	618.9	627.1	319.9	352.4	631.4
9/27/81	625.3	631.8	320.7	352.7	636.5
9/28/81	633.3	638.1	320.5	352.8	644.7
9/29/81	642.1	642.8	320.7	354.3	651.4
9/30/81	652.4	648.8	319.6	352.5	659.9
10/1/81	662.4	657.2	320.7	352.2	669.2
10/2/81	674.0	665.2	322.1	352.6	672.9
10/3/81	685.4	675.4	324.1	353.0	674.2
10/4/81	693.3	681.5	326.3	353.1	673.8
10/5/81	702.6	690.4	327.8	353.2	673.1
10/6/81	711.5	700.4	328.5	354.1	675.0
10/7/81	716.8	709.2	329.6	354.6	679.9
10/8/81	719.9	719.1	330.4	355.3	683.7

## Daily DSM2 Model Output

Date	Avg Of B1-DB1	Avg Of B1-DB2	Avg Of B2-CDB1	Avg Of B2-DB2	Avg Of H3-DB1
10/9/81	721.0	726.4	331.3	353.5	685.7
10/10/81	723.0	734.2	332.4	354.1	686.4
10/11/81	725.1	740.3	334.2	355.0	687.1
10/12/81	727.2	744.9	335.9	354.6	685.2
10/13/81	730.0	749.8	338.1	355.5	682.8
10/14/81	731.4	753.2	340.7	355.8	678.3
10/15/81	735.1	759.3	341.1	356.9	674.5
10/16/81	738.3	763.9	339.7	355.4	677.9
10/17/81	739.2	766.5	338.3	355.1	678.2
10/18/81	741.3	771.5	337.7	355.0	676.4
10/19/81	742.4	776.0	338.1	354.7	673.2
10/20/81	742.9	780.0	338.6	355.0	668.0
10/21/81	743.8	781.7	340.1	354.9	663.6
10/22/81	741.4	784.5	341.3	354.7	655.8
10/23/81	740.0	785.4	342.1	355.1	647.3
10/24/81	737.9	786.2	343.3	354.8	638.6
10/25/81	739.2	789.1	345.0	354.7	633.8
10/26/81	739.1	790.4	345.9	354.3	624.3
10/27/81	740.7	792.7	346.1	353.8	615.4
10/28/81	744.6	794.1	347.0	354.4	613.7
10/29/81	742.6	792.9	349.8	354.9	609.2
10/30/81	742.0	792.9	352.7	355.8	598.8
10/31/81	759.6	799.5	354.1	357.8	598.5
11/1/81	779.6	807.9	350.4	356.1	598.7
11/2/81	795.4	816.8	346.3	354.1	594.3
11/3/81	806.9	829.2	346.0	352.3	589.0
11/4/81	827.4	843.4	345.7	349.7	586.9
11/5/81	848.0	858.2	346.8	348.3	584.9
11/6/81	885.1	875.8	347.1	348.5	579.3
11/7/81	938.5	900.8	346.4	347.2	571.8
11/8/81	1005.6	950.6	344.1	345.2	561.1
11/9/81	1072.0	992.0	344.1	344.9	557.5
11/10/81	1157.1	1056.3	343.3	343.7	551.1
11/11/81	1272.9	1132.8	341.7	343.0	543.9
11/12/81	1406.4	1223.8	341.8	342.0	540.8
11/13/81	1477.5	1300.3	343.5	342.0	543.7
11/14/81	1625.9	1378.7	347.6	343.4	542.9
11/15/81	1739.2	1508.7	351.5	344.5	551.9
11/16/81	1888.5	1697.3	357.3	346.3	563.0
11/17/81	2005.5	1811.4	364.1	349.3	571.2
11/18/81	2159.8	1994.8	371.4	353.6	581.0
11/19/81	2307.5	2146.1	379.3	359.7	592.7
11/20/81	2363.6	2289.0	387.3	365.6	602.1
11/21/81	2366.6	2346.8	391.3	369.7	603.5
11/22/81	2352.1	2415.0	395.7	376.6	603.0

## Daily DSM2 Model Output

Date	Avg Of B1-DB1	Avg Of B1-DB2	Avg Of B2-CDB1	Avg Of B2-DB2	Avg Of H3-DB1
11/23/81	2331.0	2453.4	392.7	381.5	598.8
11/24/81	2281.5	2455.8	391.1	385.4	589.8
11/25/81	2225.0	2429.7	387.3	388.8	578.7
11/26/81	2105.2	2391.5	381.5	390.4	564.3
11/27/81	2016.1	2348.9	376.7	390.8	553.8
11/28/81	1942.5	2314.0	373.0	391.1	544.8
11/29/81	1896.3	2281.1	369.9	390.8	538.6
11/30/81	1858.0	2248.2	366.1	391.5	529.4
12/1/81	1808.0	2210.7	365.1	392.6	522.9
12/2/81	1773.7	2176.0	362.8	392.7	512.5
12/3/81	1730.9	2124.3	359.8	390.1	504.8
12/4/81	1706.3	2050.2	357.9	386.4	500.2
12/5/81	1646.2	2003.6	356.4	383.9	487.7
12/6/81	1569.6	1977.3	353.9	384.0	474.8
12/7/81	1432.3	1899.9	345.2	381.0	451.3
12/8/81	1314.9	1816.5	335.5	375.0	419.9
12/9/81	1260.8	1740.8	333.1	372.4	408.3
12/10/81	1164.7	1657.1	329.8	368.3	389.8
12/11/81	1075.5	1568.3	322.8	361.8	372.9
12/12/81	1035.2	1517.5	320.5	358.6	367.9
12/13/81	1009.3	1466.5	322.8	357.6	366.0
12/14/81	979.9	1425.1	323.3	356.4	362.6
12/15/81	951.0	1367.4	321.6	354.2	358.4
12/16/81	939.0	1316.0	320.4	351.3	359.0
12/17/81	938.3	1274.4	320.3	349.4	359.1
12/18/81	905.8	1194.1	317.9	344.8	351.2
12/19/81	913.3	1181.0	319.2	345.9	351.9
12/20/81	902.0	1073.1	319.3	343.8	342.0
12/21/81	820.8	1016.6	320.1	342.6	337.6
12/22/81	755.3	937.3	314.9	340.3	327.6
12/23/81	680.9	855.7	308.8	336.0	317.6
12/24/81	620.4	784.1	307.1	332.4	308.8
12/25/81	558.3	730.2	306.2	328.7	298.6
12/26/81	502.4	705.8	304.6	327.5	291.7
12/27/81	447.5	677.0	307.1	327.4	288.9
12/28/81	444.5	656.3	305.5	325.7	285.9
12/29/81	450.3	637.5	304.4	324.9	287.9
12/30/81	439.2	618.7	306.1	324.9	287.3
12/31/81	460.9	634.2	317.1	368.2	300.5
1/1/82	512.5	668.4	359.4	409.9	343.5
1/2/82	545.7	688.4	408.0	436.7	375.3
1/3/82	515.5	686.2	427.4	471.0	381.9
1/4/82	540.1	702.8	447.4	494.0	407.4
1/5/82	557.6	716.8	482.6	513.2	429.4
1/6/82	556.3	729.7	530.7	533.1	439.7

## Daily DSM2 Model Output

Date	Avg Of B1-DB1	Avg Of B1-DB2	Avg Of B2-CDB1	Avg Of B2-DB2	Avg Of H3-DB1
1/7/82	562.4	737.7	576.0	561.5	451.4
1/8/82	566.8	745.4	598.8	587.2	462.4
1/9/82	576.7	754.8	615.3	611.7	475.3
1/10/82	592.2	770.0	634.3	631.7	492.4
1/11/82	612.6	783.7	658.8	649.2	511.9
1/12/82	638.1	806.1	688.4	672.0	534.4
1/13/82	653.1	822.0	715.7	689.6	551.8
1/14/82	671.1	834.4	736.4	708.9	572.3
1/15/82	696.6	851.1	754.0	729.2	596.7
1/16/82	705.7	867.5	770.4	753.3	610.6
1/17/82	703.1	878.4	780.7	770.1	617.7
1/18/82	689.5	886.4	791.8	789.0	616.8
1/19/82	656.1	881.8	796.3	813.1	601.4
1/20/82	680.7	889.2	799.1	830.3	620.9
1/21/82	698.0	899.1	823.3	842.0	635.6
1/22/82	694.9	905.6	841.0	859.8	635.8
1/23/82	688.0	901.7	850.8	869.8	632.8
1/24/82	675.9	907.3	854.0	890.5	627.8
1/25/82	688.0	909.8	858.8	907.6	640.4
1/26/82	707.0	921.7	876.3	917.3	658.2
1/27/82	711.2	927.7	885.9	933.1	665.1
1/28/82	735.0	942.3	904.1	947.9	684.6
1/29/82	749.2	950.9	918.9	961.8	698.0
1/30/82	759.0	964.0	932.5	973.8	708.9
1/31/82	731.9	944.5	935.5	969.1	690.7
2/1/82	712.6	930.9	927.8	967.6	673.7
2/2/82	687.7	911.9	914.9	965.4	645.4
2/3/82	678.7	896.5	891.9	959.5	625.6
2/4/82	684.7	884.4	837.6	948.0	623.8
2/5/82	632.3	851.2	704.7	894.8	627.5
2/6/82	560.2	815.1	436.5	782.5	626.2
2/7/82	523.6	799.4	355.8	729.7	599.0
2/8/82	480.3	780.6	333.1	692.1	531.6
2/9/82	447.8	768.7	313.7	663.7	474.5
2/10/82	425.7	772.4	303.6	640.8	435.2
2/11/82	393.5	746.2	292.2	602.2	394.0
2/12/82	356.9	711.3	280.7	566.2	355.0
2/13/82	337.8	705.5	274.7	541.4	336.1
2/14/82	331.3	682.3	271.8	508.0	328.9
2/15/82	308.4	658.1	267.1	444.7	307.5
2/16/82	281.3	592.6	264.1	368.1	280.8
2/17/82	272.2	532.0	262.0	326.6	271.2
2/18/82	265.9	456.4	262.9	304.1	265.6
2/19/82	299.2	412.4	280.1	307.2	297.4
2/20/82	264.5	369.0	259.9	295.3	263.9

## Daily DSM2 Model Output

Date	Avg Of B1-DB1	Avg Of B1-DB2	Avg Of B2-CDB1	Avg Of B2-DB2	Avg Of H3-DB1
2/21/82	259.8	335.7	257.5	289.0	259.3
2/22/82	258.7	325.1	257.0	283.2	258.3
2/23/82	258.3	302.7	256.8	284.1	257.9
2/24/82	257.9	296.1	256.7	281.9	257.5
2/25/82	257.8	296.4	256.5	281.7	257.4
2/26/82	257.9	301.7	256.7	283.7	257.4
2/27/82	258.4	302.2	257.1	282.7	258.0
2/28/82	262.0	309.7	260.8	300.3	261.4
3/1/82	273.9	314.5	273.1	309.8	273.2
3/2/82	285.0	328.0	284.3	323.2	284.3
3/3/82	302.4	341.9	304.3	336.5	301.9
3/4/82	307.0	348.5	309.9	344.0	306.5
3/5/82	307.5	352.7	310.2	347.7	306.8
3/6/82	309.7	358.0	311.6	351.9	307.3
3/7/82	309.0	360.4	310.9	352.7	308.2
3/8/82	309.5	368.5	311.2	360.0	309.4
3/9/82	310.4	364.0	312.8	366.6	309.9
3/10/82	311.3	367.4	314.6	362.4	310.3
3/11/82	312.3	371.7	314.8	366.8	310.8
3/12/82	313.0	371.3	315.4	373.9	311.4
3/13/82	312.6	371.8	315.3	369.9	311.2
3/14/82	311.8	382.8	314.7	381.0	310.5
3/15/82	311.0	368.2	313.9	369.8	309.7
3/16/82	309.3	361.7	312.1	364.1	307.9
3/17/82	306.6	362.0	309.5	364.8	305.6
3/18/82	303.6	358.6	306.0	361.8	302.4
3/19/82	311.7	353.1	309.5	352.9	311.2
3/20/82	312.5	354.5	315.2	353.8	315.3
3/21/82	303.3	350.6	307.9	353.7	302.6
3/22/82	302.3	345.7	303.6	348.9	299.7
3/23/82	302.2	358.6	302.9	358.7	300.9
3/24/82	300.5	354.4	303.6	356.8	300.0
3/25/82	301.4	352.3	304.6	355.2	300.6
3/26/82	302.9	356.5	306.1	359.6	302.2
3/27/82	305.7	356.6	308.8	359.5	305.0
3/28/82	307.1	361.2	309.6	363.8	306.7
3/29/82	306.8	358.2	309.3	360.8	306.5
3/30/82	308.6	357.7	311.2	360.5	308.0
3/31/82	305.1	344.2	306.3	342.8	304.4
4/1/82	299.6	340.5	296.8	328.7	298.7
4/2/82	286.3	334.8	282.2	317.9	285.2
4/3/82	206.6	307.5	199.8	281.5	205.7
4/4/82	181.8	270.6	178.9	237.3	180.7
4/5/82	178.4	249.7	176.6	217.8	177.9
4/6/82	176.7	232.0	175.6	204.4	176.4

## Daily DSM2 Model Output

Date	Avg Of B1-DB1	Avg Of B1-DB2	Avg Of B2-CDB1	Avg Of B2-DB2	Avg Of H3-DB1
4/7/82	175.7	213.6	175.0	193.7	175.5
4/8/82	175.1	198.7	174.6	189.6	175.0
4/9/82	174.4	190.8	174.1	188.4	174.4
4/10/82	174.2	190.9	173.8	191.3	174.2
4/11/82	173.9	194.3	173.7	190.6	173.9
4/12/82	173.8	192.1	173.6	192.1	173.8
4/13/82	173.8	192.9	173.6	199.8	173.8
4/14/82	173.8	205.5	173.5	208.5	173.8
4/15/82	173.7	182.8	173.5	173.7	173.7
4/16/82	173.6	179.5	173.4	174.5	173.5
4/17/82	173.5	181.3	173.3	182.2	173.5
4/18/82	173.3	191.4	173.2	181.5	173.3
4/19/82	173.2	187.0	173.0	193.7	173.2
4/20/82	173.2	187.0	173.0	187.9	173.1
4/21/82	173.2	203.9	173.0	223.8	173.1
4/22/82	173.2	213.9	173.0	210.4	173.1
4/23/82	173.2	190.0	173.0	197.4	173.1
4/24/82	173.2	188.3	173.0	194.0	173.2
4/25/82	173.3	191.0	173.1	190.6	173.2
4/26/82	173.3	189.2	173.1	186.0	173.3
4/27/82	173.4	191.2	173.1	185.1	173.3
4/28/82	173.4	191.7	173.2	188.9	173.4
4/29/82	173.5	200.3	173.3	195.1	173.4
4/30/82	174.0	192.3	173.9	204.2	174.0
5/1/82	176.3	194.2	176.3	194.7	176.2
5/2/82	170.9	191.4	170.4	189.8	170.8
5/3/82	168.3	185.6	168.2	183.2	168.3
5/4/82	168.7	187.5	168.3	181.8	168.6
5/5/82	169.0	184.5	168.5	182.1	168.9
5/6/82	169.4	185.8	168.5	181.4	169.3
5/7/82	170.0	187.0	168.7	181.8	170.0
5/8/82	170.3	190.8	168.8	184.4	170.2
5/9/82	170.8	187.8	169.1	182.6	170.8
5/10/82	171.4	185.6	169.3	188.7	171.4
5/11/82	171.6	187.9	169.4	187.1	171.6
5/12/82	171.4	187.8	169.4	189.2	171.4
5/13/82	171.4	188.7	169.3	188.1	171.4
5/14/82	170.9	189.3	169.3	190.2	170.9
5/15/82	170.8	194.2	169.2	187.7	170.8
5/16/82	170.9	190.5	169.1	193.7	170.9
5/17/82	171.2	194.0	169.1	186.1	171.1
5/18/82	172.4	193.2	169.3	187.4	172.4
5/19/82	174.0	194.6	169.8	186.9	174.0
5/20/82	175.8	196.5	170.9	185.3	175.8
5/21/82	177.5	197.1	172.5	185.5	177.5



## Daily DSM2 Model Output

Date	Avg Of B1-DB1	Avg Of B1-DB2	Avg Of B2-CDB1	Avg Of B2-DB2	Avg Of H3-DB1
5/22/82	179.3	198.9	174.0	187.9	179.3
5/23/82	180.8	200.0	174.9	188.5	180.9
5/24/82	182.6	202.3	175.1	189.9	182.7
5/25/82	184.0	204.3	175.9	192.3	184.1
5/26/82	185.0	207.1	176.5	194.0	185.0
5/27/82	186.0	209.5	176.7	197.1	186.0
5/28/82	187.9	213.8	175.9	195.4	187.9
5/29/82	189.1	216.9	177.5	200.1	190.1
5/30/82	192.2	218.7	185.7	206.2	199.1
5/31/82	201.5	221.5	194.4	211.5	207.3
6/1/82	211.1	228.2	200.5	217.1	213.4
6/2/82	216.4	233.1	205.9	221.4	220.7
6/3/82	220.7	237.9	210.8	226.1	226.2
6/4/82	223.5	241.7	215.2	229.9	230.3
6/5/82	225.3	247.5	219.3	234.6	235.0
6/6/82	226.1	250.5	223.3	240.9	241.8
6/7/82	226.0	251.8	226.7	243.4	251.5
6/8/82	226.3	255.8	229.7	247.3	263.8
6/9/82	228.1	258.0	233.0	255.2	275.7
6/10/82	230.9	260.0	236.3	256.0	282.7
6/11/82	235.5	265.2	240.3	260.0	289.5
6/12/82	241.0	268.5	244.5	264.7	294.2
6/13/82	248.1	272.6	249.1	268.7	296.7
6/14/82	257.7	275.0	255.1	273.6	292.6
6/15/82	266.2	277.9	263.0	276.8	290.2
6/16/82	273.1	280.7	272.7	282.1	297.7
6/17/82	277.5	282.6	284.1	287.4	302.0
6/18/82	283.0	286.1	296.4	293.4	307.9
6/19/82	286.2	287.9	309.2	301.9	311.8
6/20/82	289.1	290.7	321.9	309.8	316.1
6/21/82	292.7	292.8	332.9	317.2	322.1
6/22/82	295.7	295.3	343.3	324.0	329.2
6/23/82	298.1	297.6	353.0	330.8	336.9
6/24/82	300.7	300.1	361.5	337.2	346.1
6/25/82	303.3	303.5	369.6	343.4	357.2
6/26/82	304.8	305.6	378.5	349.2	366.1
6/27/82	305.4	307.6	387.6	355.8	372.8
6/28/82	306.9	310.3	395.6	362.6	378.1
6/29/82	308.9	312.6	400.8	367.8	385.4
6/30/82	310.1	315.5	403.2	374.8	384.7
7/1/82	311.4	317.6	411.4	381.0	377.8
7/2/82	315.4	319.4	415.3	388.8	376.8
7/3/82	321.9	323.4	419.9	396.6	378.8
7/4/82	328.1	328.2	424.5	403.8	382.4
7/5/82	334.6	332.8	429.1	409.5	387.1

## Daily DSM2 Model Output

Date	Avg Of B1-DB1	Avg Of B1-DB2	Avg Of B2-CDB1	Avg Of B2-DB2	Avg Of H3-DB1
7/6/82	340.3	338.0	432.8	415.2	391.7
7/7/82	346.2	342.2	437.1	419.8	396.5
7/8/82	352.0	346.4	441.1	424.0	400.8
7/9/82	356.2	350.5	443.9	427.9	403.6
7/10/82	359.0	355.2	445.1	431.9	405.0
7/11/82	360.7	358.4	444.2	434.6	405.2
7/12/82	362.6	361.2	441.7	436.8	405.4
7/13/82	365.0	364.0	438.7	439.7	404.8
7/14/82	366.2	366.6	434.1	441.7	402.5
7/15/82	366.8	369.0	430.2	443.0	400.0
7/16/82	367.2	370.7	426.2	442.7	395.8
7/17/82	365.6	371.6	420.9	441.0	390.2
7/18/82	364.4	372.2	416.4	437.3	385.6
7/19/82	363.9	372.1	412.8	436.0	382.5
7/20/82	363.7	372.4	409.4	434.0	379.5
7/21/82	363.0	372.9	405.9	432.1	376.4
7/22/82	361.6	374.3	402.5	431.7	373.2
7/23/82	360.4	374.6	398.9	430.3	370.6
7/24/82	360.2	375.7	396.9	430.1	369.3
7/25/82	360.1	377.6	395.3	430.6	368.6
7/26/82	359.9	378.8	393.4	430.0	367.4
7/27/82	358.6	380.3	390.3	430.3	365.2
7/28/82	356.7	380.1	386.4	428.0	362.0
7/29/82	354.5	377.5	382.0	422.3	358.2
7/30/82	353.1	377.9	378.5	420.5	355.0
7/31/82	351.5	375.2	371.9	414.5	350.7
8/1/82	348.7	372.9	371.6	410.8	348.8
8/2/82	346.7	370.4	374.7	409.8	344.5
8/3/82	345.1	369.8	377.0	410.6	343.0
8/4/82	344.1	368.2	378.4	411.2	341.4
8/5/82	342.9	367.0	378.3	411.8	339.8
8/6/82	341.4	366.0	376.9	410.4	337.9
8/7/82	341.8	365.6	377.9	413.1	339.0
8/8/82	341.5	365.9	377.8	413.1	338.7
8/9/82	341.7	363.1	377.2	414.0	340.0
8/10/82	342.5	363.9	377.2	414.2	338.9
8/11/82	341.3	363.3	374.9	414.0	338.0
8/12/82	338.9	361.5	372.3	412.2	334.6
8/13/82	337.0	359.5	372.1	412.1	331.2
8/14/82	336.3	357.9	372.8	410.5	329.5
8/15/82	336.4	356.3	373.7	408.4	329.5
8/16/82	337.2	355.6	373.9	406.7	330.8
8/17/82	338.9	356.4	373.5	405.5	332.9
8/18/82	342.1	357.4	372.9	406.0	336.5
8/19/82	346.6	359.0	373.0	405.8	341.1

## Daily DSM2 Model Output

Date	Avg Of B1-DB1	Avg Of B1-DB2	Avg Of B2-CDB1	Avg Of B2-DB2	Avg Of H3-DB1
8/20/82	351.8	362.3	373.0	406.1	346.2
8/21/82	357.9	365.3	371.3	406.9	352.4
8/22/82	364.2	370.4	370.1	407.8	358.6
8/23/82	369.9	374.9	368.3	408.8	364.5
8/24/82	375.0	378.1	365.8	409.8	369.7
8/25/82	379.6	383.4	363.1	409.2	374.5
8/26/82	384.5	389.3	361.1	409.1	379.1
8/27/82	388.6	395.0	359.4	407.6	383.6
8/28/82	392.2	399.8	359.3	406.7	387.7
8/29/82	394.0	403.8	358.7	405.1	389.2
8/30/82	395.9	408.6	358.4	403.3	390.7
8/31/82	397.6	411.7	362.2	402.3	392.9
9/1/82	396.9	412.4	360.5	402.7	391.9
9/2/82	396.5	414.1	359.9	400.3	391.4
9/3/82	396.9	416.3	361.3	400.0	392.0
9/4/82	396.8	417.2	361.1	400.0	392.1
9/5/82	397.9	420.2	361.3	397.9	392.4
9/6/82	398.2	420.8	362.1	398.9	391.6
9/7/82	398.5	423.6	361.2	399.1	391.7
9/8/82	399.1	424.2	361.5	398.7	390.8
9/9/82	397.8	425.3	361.4	397.6	387.9
9/10/82	397.1	425.6	361.7	398.0	385.2
9/11/82	395.4	426.3	361.5	397.9	381.2
9/12/82	393.8	426.1	361.3	396.9	376.8
9/13/82	392.1	425.3	362.0	395.4	373.1
9/14/82	389.5	425.8	362.4	394.5	369.0
9/15/82	386.7	424.9	362.6	393.5	363.9
9/16/82	383.8	425.3	363.2	394.3	360.0
9/17/82	381.7	424.4	363.6	394.0	356.8
9/18/82	379.2	424.8	363.1	393.2	351.1
9/19/82	378.0	424.1	364.2	395.0	351.1
9/20/82	375.7	424.5	362.7	395.1	346.4
9/21/82	374.2	423.9	359.9	394.5	344.3
9/22/82	371.5	422.7	354.4	390.7	340.3
9/23/82	368.7	422.5	348.1	389.5	337.1
9/24/82	367.2	420.7	342.0	388.0	334.8
9/25/82	366.7	421.0	334.0	385.5	333.4
9/26/82	365.6	419.5	325.3	381.5	331.8
9/27/82	363.7	418.3	317.8	376.2	330.7
9/28/82	363.6	417.8	314.7	375.9	331.4
9/29/82	362.0	418.2	309.2	372.3	330.6
9/30/82	359.2	416.2	308.9	370.3	326.0
10/1/82	362.7	413.5	298.5	364.0	321.5
10/2/82	364.8	413.3	289.7	358.7	306.9
10/3/82	366.1	412.1	285.8	355.1	291.7

## Daily DSM2 Model Output

Date	Avg Of B1-DB1	Avg Of B1-DB2	Avg Of B2-CDB1	Avg Of B2-DB2	Avg Of H3-DB1
10/4/82	366.0	410.7	277.6	349.2	279.0
10/5/82	365.4	408.8	257.1	336.9	262.9
10/6/82	366.4	408.6	245.7	330.4	255.2
10/7/82	366.0	405.7	239.0	322.6	246.8
10/8/82	364.1	403.7	234.7	317.0	243.5
10/9/82	363.4	406.2	232.9	316.5	241.3
10/10/82	362.9	407.7	231.5	315.1	236.0
10/11/82	361.6	406.5	229.7	313.0	233.3
10/12/82	361.6	404.9	229.4	308.2	235.7
10/13/82	360.8	403.8	226.7	305.3	239.1
10/14/82	360.1	404.4	234.8	309.0	253.5
10/15/82	359.2	403.5	252.7	316.0	272.2
10/16/82	357.4	403.2	265.0	318.5	285.2
10/17/82	355.4	403.2	276.9	320.4	291.7
10/18/82	353.5	401.8	284.9	320.3	290.1
10/19/82	351.1	400.2	286.6	320.1	283.5
10/20/82	348.5	398.0	285.9	319.1	278.6
10/21/82	345.6	397.3	283.9	318.8	274.9
10/22/82	344.2	396.9	281.4	318.7	271.5
10/23/82	345.0	395.8	279.6	318.9	269.4
10/24/82	342.5	395.4	275.4	319.0	265.0
10/25/82	343.8	399.6	275.0	319.9	264.0
10/26/82	349.0	397.6	275.3	318.8	263.4
10/27/82	349.7	395.4	272.0	318.3	260.6
10/28/82	345.7	393.5	266.9	315.7	256.3
10/29/82	340.6	392.4	262.3	314.9	253.1
10/30/82	342.1	391.3	258.2	310.6	251.3
10/31/82	343.4	394.2	261.9	310.6	254.5
11/1/82	347.0	395.5	274.7	315.8	266.1
11/2/82	346.6	394.3	281.8	319.5	270.6
11/3/82	338.5	387.2	287.3	321.4	277.2
11/4/82	318.5	376.7	287.3	322.0	283.7
11/5/82	297.8	370.1	282.5	321.9	289.9
11/6/82	285.2	368.7	277.7	324.3	295.2
11/7/82	278.5	370.0	276.9	327.3	300.8
11/8/82	279.4	377.2	283.8	334.0	306.0
11/9/82	289.7	382.5	293.6	340.4	310.2
11/10/82	303.2	386.3	303.4	348.5	315.9
11/11/82	306.6	388.0	307.7	348.2	317.5
11/12/82	312.3	391.2	313.2	354.2	317.1
11/13/82	321.3	394.5	315.8	359.7	311.9
11/14/82	326.2	397.5	313.3	363.2	302.8
11/15/82	329.8	399.5	314.2	365.9	299.8
11/16/82	332.9	402.1	314.0	368.9	297.4
11/17/82	334.1	408.2	312.9	375.4	295.4

## Daily DSM2 Model Output

Date	Avg Of B1-DB1	Avg Of B1-DB2	Avg Of B2-CDB1	Avg Of B2-DB2	Avg Of H3-DB1
11/18/82	345.1	411.3	316.9	379.7	302.1
11/19/82	350.8	413.3	323.7	381.2	307.7
11/20/82	355.2	416.5	328.5	385.4	310.5
11/21/82	355.3	419.0	329.6	388.7	309.2
11/22/82	357.7	428.7	332.5	397.9	314.2
11/23/82	364.9	430.8	338.7	401.5	320.3
11/24/82	368.1	432.8	341.6	399.2	322.4
11/25/82	370.9	433.2	342.4	399.8	322.9
11/26/82	370.9	434.8	340.3	402.2	318.6
11/27/82	375.6	435.0	344.8	407.9	316.3
11/28/82	377.7	437.3	345.9	405.2	314.5
11/29/82	375.1	434.0	344.0	405.0	313.7
11/30/82	341.6	430.7	303.5	397.0	322.5
12/1/82	269.7	404.4	238.5	356.9	294.6
12/2/82	250.0	383.4	235.8	334.5	286.4
12/3/82	281.5	384.4	272.7	338.9	288.5
12/4/82	298.6	380.5	286.2	339.7	302.3
12/5/82	286.1	373.8	278.6	340.9	303.8
12/6/82	271.8	345.6	271.7	324.6	292.7
12/7/82	268.0	322.9	269.8	315.3	284.7
12/8/82	267.2	309.0	269.1	308.1	283.5
12/9/82	267.0	304.4	268.6	306.0	283.7
12/10/82	267.1	298.3	268.5	303.3	280.7
12/11/82	267.1	295.2	268.8	305.3	279.4
12/12/82	267.0	292.6	269.0	300.5	279.4
12/13/82	267.7	293.7	269.2	299.5	279.3
12/14/82	268.1	291.6	269.7	299.0	278.2
12/15/82	268.6	294.9	270.6	300.5	278.6
12/16/82	268.1	297.1	270.3	301.1	278.5
12/17/82	269.0	295.3	270.4	301.6	280.2
12/18/82	269.0	296.8	271.6	302.4	280.5
12/19/82	268.6	295.2	271.8	303.3	279.5
12/20/82	268.0	296.8	271.2	304.0	277.6
12/21/82	267.8	298.3	270.5	304.3	277.4
12/22/82	266.9	299.3	269.8	307.4	275.2
12/23/82	266.7	308.2	268.4	310.1	274.2
12/24/82	267.1	302.1	269.2	317.0	276.9
12/25/82	267.2	298.9	269.1	306.2	277.6
12/26/82	266.9	291.9	268.7	299.6	275.5
12/27/82	266.9	291.2	268.0	297.8	274.4
12/28/82	266.8	293.4	267.6	295.1	273.4
12/29/82	266.5	289.5	267.1	296.0	272.5
12/30/82	266.0	290.6	267.1	295.4	271.0
12/31/82	276.5	351.8	276.9	356.5	279.0
1/1/83	294.4	384.9	294.3	384.9	294.4

## Daily DSM2 Model Output

Date	Avg Of B1-DB1	Avg Of B1-DB2	Avg Of B2-CDB1	Avg Of B2-DB2	Avg Of H3-DB1
1/2/83	291.5	389.4	291.1	389.2	291.0
1/3/83	290.5	394.5	290.2	394.1	290.4
1/4/83	291.6	381.6	291.4	381.8	291.6
1/5/83	292.3	398.7	292.1	399.4	292.0
1/6/83	294.4	412.4	294.0	410.1	294.3
1/7/83	295.2	397.9	295.0	400.1	295.1
1/8/83	296.3	378.7	296.3	380.8	297.0
1/9/83	297.3	367.9	296.4	367.7	297.2
1/10/83	298.1	370.9	296.4	369.8	297.2
1/11/83	299.7	369.5	298.4	368.0	298.2
1/12/83	301.2	378.9	300.5	377.8	300.6
1/13/83	304.2	370.9	303.7	369.9	304.2
1/14/83	306.4	397.6	306.8	396.5	306.8
1/15/83	310.3	380.7	310.0	380.4	310.8
1/16/83	313.6	392.7	312.2	391.6	313.6
1/17/83	316.5	391.3	315.5	390.2	315.8
1/18/83	318.3	400.9	316.2	398.7	318.0
1/19/83	319.3	400.3	316.6	396.9	316.9
1/20/83	316.4	409.6	317.3	410.3	314.9
1/21/83	314.8	405.0	312.3	405.6	313.2
1/22/83	308.4	422.3	308.4	422.0	308.9
1/23/83	300.7	418.4	301.1	419.6	301.1
1/24/83	293.0	404.6	293.7	404.8	294.3
1/25/83	289.4	407.4	289.4	410.0	290.1
1/26/83	284.1	320.9	283.8	296.4	284.5
1/27/83	284.0	284.4	283.7	284.0	284.3
1/28/83	278.9	278.8	278.6	278.5	278.9
1/29/83	276.5	276.5	276.9	276.7	277.4
1/30/83	276.0	276.0	275.0	275.1	275.4
1/31/83	268.9	271.0	268.5	270.6	269.0
2/1/83	265.0	264.7	265.2	264.7	265.1
2/2/83	272.6	271.5	272.2	271.1	272.8
2/3/83	275.6	274.4	275.4	273.9	275.7
2/4/83	277.0	275.4	276.6	274.8	277.1
2/5/83	276.2	275.0	276.3	274.9	276.4
2/6/83	275.5	274.7	274.6	274.2	275.4
2/7/83	276.9	274.4	277.7	273.9	276.9
2/8/83	275.5	273.3	275.3	272.8	275.5
2/9/83	274.6	273.0	273.0	272.5	274.2
2/10/83	272.7	272.1	272.3	271.5	272.6
2/11/83	271.8	271.5	271.7	271.1	271.9
2/12/83	272.0	271.3	271.7	271.0	272.0
2/13/83	272.5	272.2	271.7	271.9	272.3
2/14/83	272.5	272.4	270.9	270.9	272.3
2/15/83	273.0	272.6	272.5	271.7	272.9

## Daily DSM2 Model Output

Date	Avg Of B1-DB1	Avg Of B1-DB2	Avg Of B2-CDB1	Avg Of B2-DB2	Avg Of H3-DB1
2/16/83	274.3	273.8	274.3	273.8	274.2
2/17/83	274.7	274.6	274.9	274.5	274.7
2/18/83	276.5	276.6	276.8	276.9	276.6
2/19/83	275.7	275.7	275.5	275.6	275.7
2/20/83	276.2	275.7	275.5	275.2	276.2
2/21/83	277.6	275.8	277.2	275.4	277.2
2/22/83	275.8	482.1	275.1	458.7	276.0
2/23/83	278.0	355.9	277.7	358.7	277.7
2/24/83	277.4	324.3	277.6	325.3	277.4
2/25/83	277.0	378.1	277.4	380.9	277.3
2/26/83	278.3	380.5	279.3	374.4	279.0
2/27/83	278.1	397.9	278.9	402.4	278.7
2/28/83	280.2	290.8	281.2	290.7	280.7
3/1/83	283.6	284.8	284.2	285.4	283.9
3/2/83	250.0	255.8	250.7	256.5	250.4
3/3/83	241.3	242.8	241.5	243.0	241.7
3/4/83	238.9	240.0	239.2	240.3	238.9
3/5/83	237.9	238.3	237.8	238.4	237.7
3/6/83	237.6	238.2	237.5	238.0	237.5
3/7/83	237.6	237.9	237.5	237.8	237.5
3/8/83	237.6	238.0	237.6	238.0	237.6
3/9/83	237.9	238.4	237.9	238.4	237.9
3/10/83	238.4	238.8	238.4	238.8	238.4
3/11/83	238.8	239.3	239.0	239.5	238.9
3/12/83	238.6	239.2	238.7	239.5	238.6
3/13/83	239.4	240.0	239.6	240.3	239.5
3/14/83	239.5	240.2	239.7	240.4	239.5
3/15/83	239.3	240.1	239.8	240.6	239.3
3/16/83	239.1	239.9	239.2	240.1	239.0
3/17/83	239.4	240.2	239.7	240.4	239.4
3/18/83	239.9	240.3	240.3	240.8	239.8
3/19/83	240.0	240.4	240.4	241.0	240.0
3/20/83	239.7	239.9	239.9	240.4	239.7
3/21/83	240.1	240.5	240.3	240.9	240.1
3/22/83	239.9	240.1	241.1	241.5	239.9
3/23/83	239.3	239.9	240.6	242.1	239.3
3/24/83	239.5	239.9	240.4	241.8	239.7
3/25/83	239.5	240.3	240.0	241.3	239.5
3/26/83	238.9	239.8	239.7	240.8	238.8
3/27/83	238.5	239.4	238.7	240.1	238.2
3/28/83	239.4	240.3	239.2	240.3	239.2
3/29/83	241.1	242.2	240.5	241.4	240.8
3/30/83	243.7	244.2	243.9	244.4	243.3
3/31/83	240.1	242.6	239.9	243.1	239.4
4/1/83	223.2	277.6	223.9	276.5	222.6

## Daily DSM2 Model Output

Date	Avg Of B1-DB1	Avg Of B1-DB2	Avg Of B2-CDB1	Avg Of B2-DB2	Avg Of H3-DB1
4/2/83	189.2	231.3	190.7	232.5	188.1
4/3/83	188.5	221.6	182.8	220.2	182.0
4/4/83	187.8	226.3	180.5	221.4	182.5
4/5/83	185.7	218.7	179.8	212.7	181.5
4/6/83	184.1	213.6	179.3	210.3	180.0
4/7/83	182.9	213.1	178.8	209.8	179.4
4/8/83	181.8	208.1	178.7	204.8	179.4
4/9/83	180.9	210.7	178.6	208.6	179.4
4/10/83	180.3	205.1	178.7	203.3	179.4
4/11/83	179.6	201.4	178.6	200.2	179.3
4/12/83	179.0	201.4	178.6	200.7	179.4
4/13/83	178.9	201.5	178.9	201.2	179.3
4/14/83	178.2	199.1	178.7	204.1	179.3
4/15/83	178.9	201.3	179.1	201.4	179.6
4/16/83	178.8	200.0	179.4	200.5	179.7
4/17/83	178.7	202.6	179.3	203.5	179.5
4/18/83	178.5	204.4	179.0	205.1	179.3
4/19/83	178.1	210.2	178.7	210.6	178.7
4/20/83	177.9	205.3	178.4	205.9	178.3
4/21/83	177.7	200.6	178.0	200.9	178.2
4/22/83	177.6	198.6	178.0	199.1	177.7
4/23/83	177.3	199.9	177.6	200.4	177.6
4/24/83	177.2	197.7	177.3	197.9	177.7
4/25/83	177.2	196.3	177.3	196.9	177.5
4/26/83	177.0	196.3	177.1	196.6	177.3
4/27/83	177.0	202.5	177.0	202.3	177.3
4/28/83	176.9	198.1	176.9	198.0	177.3
4/29/83	176.8	206.5	176.8	207.7	177.3
4/30/83	175.9	193.3	175.8	193.3	176.3
5/1/83	176.7	193.9	176.6	194.0	177.0
5/2/83	189.0	203.8	188.9	203.7	189.3
5/3/83	194.2	219.5	194.2	216.9	194.5
5/4/83	194.3	220.3	194.3	216.1	194.5
5/5/83	194.4	220.7	194.3	220.2	194.5
5/6/83	194.4	222.5	194.3	222.7	194.6
5/7/83	194.5	221.6	194.4	219.7	194.7
5/8/83	194.5	213.5	194.5	214.1	194.7
5/9/83	194.6	210.1	194.5	210.3	194.7
5/10/83	194.6	209.4	194.5	209.7	194.7
5/11/83	194.7	209.1	194.6	209.0	194.8
5/12/83	194.8	207.2	194.7	207.3	194.9
5/13/83	195.0	207.4	194.9	207.3	195.1
5/14/83	195.3	207.5	195.1	207.4	195.4
5/15/83	195.5	207.8	195.3	207.8	195.6
5/16/83	195.5	209.0	195.4	208.9	195.5



## Daily DSM2 Model Output

Date	Avg Of B1-DB1	Avg Of B1-DB2	Avg Of B2-CDB1	Avg Of B2-DB2	Avg Of H3-DB1
5/17/83	195.5	209.5	195.4	209.5	195.5
5/18/83	195.4	210.0	195.3	210.7	195.3
5/19/83	195.3	210.3	195.2	210.4	195.2
5/20/83	195.3	207.8	195.2	207.6	195.2
5/21/83	195.3	207.6	195.3	207.7	195.3
5/22/83	195.5	208.5	195.4	206.6	195.5
5/23/83	195.7	209.3	195.6	209.2	195.7
5/24/83	195.8	208.1	195.7	208.2	195.8
5/25/83	196.0	208.1	195.9	208.1	196.0
5/26/83	196.0	208.3	196.0	208.2	196.1
5/27/83	196.1	208.2	196.0	208.2	196.1
5/28/83	195.7	208.1	195.7	208.0	195.8
5/29/83	195.3	210.8	195.2	210.9	195.3
5/30/83	194.8	209.2	194.7	209.2	194.8
5/31/83	195.6	222.1	195.6	214.2	195.7
6/1/83	198.3	226.8	198.3	238.5	198.3
6/2/83	203.2	216.3	203.4	239.7	203.1
6/3/83	204.8	214.2	204.9	235.7	204.8
6/4/83	204.8	219.7	204.9	224.8	204.8
6/5/83	204.7	231.4	204.9	222.0	204.7
6/6/83	204.8	232.0	204.9	239.8	204.8
6/7/83	204.8	226.0	204.8	231.6	204.9
6/8/83	204.9	226.0	204.7	235.6	204.9
6/9/83	205.0	224.0	204.6	240.0	205.0
6/10/83	205.0	226.2	204.6	222.9	205.1
6/11/83	205.2	226.1	204.6	227.2	205.2
6/12/83	205.1	223.4	204.6	223.4	205.1
6/13/83	205.1	223.3	204.7	222.9	205.1
6/14/83	205.0	224.3	204.7	223.9	205.0
6/15/83	205.0	225.4	204.9	232.9	205.0
6/16/83	205.2	232.9	205.2	234.4	205.2
6/17/83	205.4	231.1	205.5	229.5	205.4
6/18/83	205.6	228.2	205.7	230.5	205.6
6/19/83	205.7	227.7	205.7	245.6	205.8
6/20/83	205.9	229.7	205.7	224.8	205.9
6/21/83	206.1	228.7	205.7	225.3	206.1
6/22/83	206.1	226.8	205.7	231.9	206.1
6/23/83	206.4	229.6	205.7	223.7	206.4
6/24/83	206.5	227.3	205.7	228.0	206.5
6/25/83	206.7	225.7	205.7	224.0	206.7
6/26/83	206.5	228.2	205.7	225.3	206.5
6/27/83	206.5	227.2	205.7	227.4	206.5
6/28/83	206.5	224.4	205.8	226.1	206.5
6/29/83	206.4	227.3	205.9	230.5	206.5
6/30/83	206.3	228.4	205.1	227.3	206.4

## Daily DSM2 Model Output

Date	Avg Of B1-DB1	Avg Of B1-DB2	Avg Of B2-CDB1	Avg Of B2-DB2	Avg Of H3-DB1
7/1/83	207.2	229.1	202.3	221.7	207.2
7/2/83	223.7	235.0	233.1	228.2	223.7
7/3/83	261.5	256.3	259.9	267.8	261.5
7/4/83	266.1	271.6	260.6	273.8	266.1
7/5/83	267.0	274.3	261.2	275.7	267.0
7/6/83	267.4	276.4	261.8	275.6	267.4
7/7/83	267.6	277.2	262.4	277.5	267.6
7/8/83	267.7	276.0	262.7	275.2	267.8
7/9/83	267.5	276.6	262.8	273.7	267.5
7/10/83	267.6	278.6	262.7	273.0	267.4
7/11/83	267.9	280.3	262.3	272.7	267.6
7/12/83	267.7	281.9	261.8	273.2	267.4
7/13/83	267.0	283.0	261.2	274.1	266.7
7/14/83	266.2	286.2	260.6	274.0	266.1
7/15/83	265.6	286.7	260.4	274.9	265.5
7/16/83	266.4	287.2	260.5	279.1	266.3
7/17/83	267.8	287.5	261.0	277.0	267.8
7/18/83	269.5	291.1	261.8	279.4	269.4
7/19/83	271.3	291.9	262.9	278.9	271.2
7/20/83	274.0	292.9	264.2	280.9	273.9
7/21/83	278.0	294.7	265.5	285.1	277.9
7/22/83	282.9	298.2	266.8	285.6	282.8
7/23/83	287.7	302.7	268.4	285.8	287.6
7/24/83	293.6	307.2	270.3	289.3	293.6
7/25/83	300.2	312.0	274.8	291.4	300.1
7/26/83	305.4	317.0	279.1	295.1	305.3
7/27/83	309.9	321.6	282.2	298.5	309.9
7/28/83	313.2	325.6	285.2	302.0	313.1
7/29/83	314.8	329.2	289.1	304.9	314.8
7/30/83	316.1	332.9	293.4	309.6	316.0
7/31/83	315.8	335.7	299.4	313.4	315.8
8/1/83	310.1	337.5	305.1	317.6	310.1
8/2/83	308.4	339.7	309.1	320.7	308.4
8/3/83	307.3	338.6	311.7	324.2	307.2
8/4/83	306.5	337.8	313.9	326.3	306.4
8/5/83	304.9	338.2	314.8	328.8	304.9
8/6/83	303.9	336.7	314.6	331.2	303.8
8/7/83	303.2	337.4	314.3	332.1	303.2
8/8/83	302.8	337.3	314.2	334.4	302.7
8/9/83	302.7	337.7	315.2	337.4	302.7
8/10/83	302.8	339.3	316.3	338.8	302.8
8/11/83	301.7	340.4	316.3	341.8	301.6
8/12/83	300.2	343.1	315.2	343.5	300.2
8/13/83	299.2	343.0	315.6	344.9	299.1
8/14/83	297.8	344.8	315.2	346.7	297.7

## Daily DSM2 Model Output

Date	Avg Of B1-DB1	Avg Of B1-DB2	Avg Of B2-CDB1	Avg Of B2-DB2	Avg Of H3-DB1
8/15/83	295.1	344.9	312.7	348.7	295.0
8/16/83	292.2	343.9	310.0	348.7	292.1
8/17/83	290.2	342.7	307.4	348.4	290.1
8/18/83	288.8	340.2	306.0	347.5	288.8
8/19/83	286.7	339.4	304.5	349.9	286.6
8/20/83	284.7	339.3	302.7	348.3	284.6
8/21/83	282.3	337.1	301.5	347.6	282.2
8/22/83	281.2	339.6	300.9	349.4	281.1
8/23/83	279.7	337.2	300.8	350.5	279.6
8/24/83	279.3	339.7	300.7	349.8	279.2
8/25/83	278.1	339.8	301.5	351.7	278.1
8/26/83	276.0	338.8	300.7	354.3	275.9
8/27/83	273.5	338.3	297.6	351.7	273.4
8/28/83	272.9	338.0	297.9	351.1	272.8
8/29/83	272.1	339.4	297.2	352.9	272.0
8/30/83	271.6	338.6	295.6	354.5	271.5
8/31/83	271.7	332.3	296.6	351.7	271.7
9/1/83	276.0	331.9	298.1	350.7	275.9
9/2/83	278.2	330.6	299.4	348.9	278.1
9/3/83	280.0	329.3	299.5	347.4	279.9
9/4/83	282.0	329.2	300.0	346.6	282.0
9/5/83	283.4	328.9	300.1	345.9	283.3
9/6/83	283.7	330.1	299.4	346.6	283.6
9/7/83	284.9	330.3	299.8	346.4	284.9
9/8/83	288.1	332.0	302.1	348.0	288.0
9/9/83	287.3	329.7	300.5	345.1	287.2
9/10/83	287.9	330.6	300.1	345.9	287.9
9/11/83	288.6	331.9	300.4	347.0	288.6
9/12/83	290.1	334.0	301.5	348.9	290.0
9/13/83	291.1	333.6	301.9	348.2	291.1
9/14/83	291.3	335.3	301.8	349.6	291.3
9/15/83	292.1	336.0	302.5	350.1	292.1
9/16/83	293.0	335.4	302.9	349.2	292.9
9/17/83	293.1	336.4	302.8	349.9	293.1
9/18/83	293.4	337.1	302.8	350.5	293.4
9/19/83	294.2	338.7	303.2	351.6	294.2
9/20/83	294.8	337.3	303.4	349.9	294.7
9/21/83	294.8	339.7	303.0	352.1	294.7
9/22/83	296.2	342.2	304.2	354.6	296.1
9/23/83	296.2	339.6	303.6	351.3	296.1
9/24/83	298.8	341.8	306.2	352.1	298.8
9/25/83	300.0	341.2	306.9	352.7	300.0
9/26/83	300.8	341.6	307.5	352.7	300.8
9/27/83	301.1	342.0	307.6	352.9	301.0
9/28/83	301.4	343.0	307.7	353.6	301.3

## Daily DSM2 Model Output

Date	Avg Of B1-DB1	Avg Of B1-DB2	Avg Of B2-CDB1	Avg Of B2-DB2	Avg Of H3-DB1
9/29/83	301.4	344.8	307.5	355.3	301.4
9/30/83	302.4	344.9	306.7	351.5	303.2
10/1/83	305.4	345.8	298.9	346.5	304.9
10/2/83	304.4	346.5	289.9	343.3	306.2
10/3/83	302.0	346.2	285.5	340.2	306.9
10/4/83	298.7	345.8	282.1	336.0	306.9
10/5/83	294.7	344.6	284.0	335.0	306.8
10/6/83	296.3	344.9	306.8	343.3	310.6
10/7/83	295.5	345.2	333.2	350.1	314.9
10/8/83	295.7	344.1	349.0	354.5	320.8
10/9/83	295.3	344.8	361.7	360.2	328.2
10/10/83	295.4	343.2	370.5	363.5	336.8
10/11/83	294.5	342.4	375.1	367.1	344.7
10/12/83	294.0	343.0	377.5	370.0	351.4
10/13/83	292.9	344.7	379.3	372.7	357.5
10/14/83	293.0	345.6	380.4	373.1	360.5
10/15/83	292.1	344.3	381.4	373.6	354.7
10/16/83	293.4	345.4	383.1	376.5	347.2
10/17/83	294.2	344.5	384.9	378.3	339.1
10/18/83	294.7	345.1	386.5	380.5	330.5
10/19/83	295.9	345.4	387.4	382.7	322.6
10/20/83	298.4	346.2	387.9	384.5	319.3
10/21/83	299.4	345.1	387.9	387.6	316.2
10/22/83	301.2	344.6	387.2	389.5	314.3
10/23/83	304.2	343.6	386.7	391.2	314.7
10/24/83	306.0	343.7	386.1	393.7	314.8
10/25/83	308.0	343.1	385.2	395.2	316.1
10/26/83	308.8	343.0	383.8	396.8	316.5
10/27/83	311.2	342.5	384.3	397.1	318.5
10/28/83	313.0	342.5	385.0	398.1	320.1
10/29/83	314.2	345.4	384.2	400.6	321.6
10/30/83	316.3	344.9	385.4	401.3	323.2
10/31/83	319.9	343.6	394.0	402.3	324.9
11/1/83	330.3	345.3	396.2	404.4	328.8
11/2/83	359.2	354.6	399.1	406.7	363.4
11/3/83	307.1	340.6	399.1	406.6	290.6
11/4/83	202.8	304.0	331.6	387.8	192.8
11/5/83	185.4	283.6	251.1	363.0	182.4
11/6/83	187.9	277.4	228.4	353.1	186.2
11/7/83	186.8	267.7	222.5	342.1	184.7
11/8/83	184.0	263.2	222.0	338.4	180.8
11/9/83	181.7	250.7	220.2	323.7	178.3
11/10/83	180.9	267.1	223.2	345.6	177.5
11/11/83	174.4	259.0	210.1	341.8	172.2
11/12/83	170.4	253.8	203.4	324.5	175.7

## Daily DSM2 Model Output

Date	Avg Of B1-DB1	Avg Of B1-DB2	Avg Of B2-CDB1	Avg Of B2-DB2	Avg Of H3-DB1
11/13/83	172.0	258.2	212.6	339.6	186.7
11/14/83	169.3	245.0	205.8	320.6	184.9
11/15/83	170.3	242.8	208.4	316.4	186.3
11/16/83	172.2	239.9	211.1	315.6	189.6
11/17/83	172.0	241.1	211.6	314.6	190.1
11/18/83	170.8	232.4	203.9	303.7	185.4
11/19/83	170.0	226.8	200.0	296.0	183.6
11/20/83	170.7	222.4	195.2	289.1	181.2
11/21/83	172.8	214.0	188.8	277.5	179.8
11/22/83	164.6	203.9	177.2	264.2	170.4
11/23/83	163.4	199.6	173.9	258.0	168.1
11/24/83	162.1	194.2	171.5	250.3	166.4
11/25/83	160.2	188.5	167.1	241.4	160.2
11/26/83	159.1	183.8	163.1	234.9	158.2
11/27/83	158.7	182.4	161.2	231.6	157.9
11/28/83	158.3	178.3	160.3	220.0	157.6
11/29/83	158.2	176.6	161.0	213.2	157.7
11/30/83	159.1	181.4	159.7	191.5	158.8
12/1/83	166.7	186.0	166.7	186.6	166.7
12/2/83	193.7	201.9	193.6	202.0	193.6
12/3/83	211.0	229.5	211.4	229.6	211.0
12/4/83	211.2	235.0	211.2	235.0	211.2
12/5/83	210.9	236.5	210.8	235.9	210.9
12/6/83	210.3	251.0	210.3	252.3	210.3
12/7/83	210.3	235.5	210.3	235.3	210.3
12/8/83	209.9	236.6	209.9	236.7	209.9
12/9/83	209.6	236.5	209.6	237.1	209.6
12/10/83	209.6	209.2	210.1	209.2	209.5
12/11/83	209.5	209.3	211.2	209.2	209.4
12/12/83	210.9	209.2	210.2	209.1	210.8
12/13/83	211.0	209.6	211.0	209.6	211.0
12/14/83	210.1	212.1	210.1	212.1	210.1
12/15/83	209.7	249.1	209.8	249.3	209.8
12/16/83	209.6	246.9	209.7	234.5	209.8
12/17/83	209.6	229.4	209.8	229.5	209.8
12/18/83	210.1	226.0	210.2	226.2	210.2
12/19/83	211.7	278.4	210.7	239.2	211.8
12/20/83	212.2	243.5	210.9	243.0	212.3
12/21/83	212.1	237.8	211.0	236.8	212.0
12/22/83	212.3	241.2	212.0	241.6	212.3
12/23/83	212.8	236.0	213.3	236.4	213.0
12/24/83	213.3	244.1	214.3	246.0	213.5
12/25/83	212.5	245.8	213.2	246.9	212.6
12/26/83	212.3	252.9	212.7	254.4	212.3
12/27/83	211.7	234.4	211.8	234.7	211.7

## Daily DSM2 Model Output

Date	Avg Of B1-DB1	Avg Of B1-DB2	Avg Of B2-CDB1	Avg Of B2-DB2	Avg Of H3-DB1
12/28/83	211.3	233.1	210.9	233.0	211.3
12/29/83	210.9	233.9	210.6	233.6	211.0
12/30/83	210.2	229.6	210.3	229.5	210.2
12/31/83	209.3	222.0	209.3	252.0	209.2
1/1/84	206.6	228.8	206.3	228.5	206.5
1/2/84	253.6	256.4	253.5	256.5	253.5
1/3/84	274.9	291.2	275.0	291.6	274.8
1/4/84	277.2	293.1	277.2	293.5	277.2
1/5/84	277.4	298.1	277.4	298.5	277.3
1/6/84	277.1	297.6	277.0	298.0	277.1
1/7/84	276.7	297.3	277.0	297.7	276.8
1/8/84	276.7	300.0	277.2	300.6	276.7
1/9/84	276.7	298.6	277.2	299.4	276.8
1/10/84	276.9	299.0	277.4	299.6	277.0
1/11/84	277.3	300.3	277.4	300.9	277.4
1/12/84	277.8	299.0	277.7	299.2	279.3
1/13/84	278.4	297.6	278.5	297.6	279.7
1/14/84	279.1	296.6	279.5	296.7	280.0
1/15/84	280.0	296.1	280.7	296.3	280.2
1/16/84	281.6	299.4	281.9	299.7	280.8
1/17/84	281.5	300.6	281.8	300.9	280.9
1/18/84	281.6	299.7	282.0	299.9	281.3
1/19/84	281.5	299.9	281.9	300.2	281.2
1/20/84	281.2	301.6	281.7	301.9	281.0
1/21/84	280.6	301.3	281.2	301.7	280.5
1/22/84	280.3	303.0	281.0	303.5	280.2
1/23/84	280.4	306.1	281.1	306.5	280.4
1/24/84	281.3	306.3	282.0	306.8	281.3
1/25/84	282.5	307.0	283.4	307.7	282.4
1/26/84	283.8	306.1	284.2	306.7	283.7
1/27/84	284.5	306.6	285.0	307.0	284.5
1/28/84	285.7	309.6	286.3	310.1	285.7
1/29/84	286.5	309.1	287.0	309.6	286.5
1/30/84	286.4	309.4	286.9	309.9	286.4
1/31/84	287.0	312.4	287.5	313.8	286.9
2/1/84	292.1	318.2	293.9	319.2	290.8
2/2/84	294.6	321.1	293.7	321.4	294.0
2/3/84	287.2	322.1	278.5	320.4	287.0
2/4/84	258.9	316.9	246.3	313.8	258.8
2/5/84	237.8	320.2	229.3	316.4	237.8
2/6/84	232.0	313.6	224.8	309.9	231.9
2/7/84	234.8	315.2	226.1	311.0	234.8
2/8/84	242.3	316.3	232.3	311.4	242.3
2/9/84	246.8	321.4	236.4	314.5	246.8
2/10/84	246.6	320.3	236.4	315.7	246.6

## Daily DSM2 Model Output

Date	Avg Of B1-DB1	Avg Of B1-DB2	Avg Of B2-CDB1	Avg Of B2-DB2	Avg Of H3-DB1
2/11/84	249.5	316.3	239.4	310.0	249.4
2/12/84	253.4	315.6	241.7	307.8	253.4
2/13/84	261.2	319.1	246.2	310.9	261.2
2/14/84	260.5	313.8	245.7	304.8	260.5
2/15/84	269.7	320.3	252.1	310.6	269.7
2/16/84	268.0	319.1	249.4	308.6	268.0
2/17/84	265.6	320.6	247.5	309.7	265.6
2/18/84	268.0	321.7	249.2	310.1	268.0
2/19/84	270.0	327.6	250.1	313.1	270.0
2/20/84	271.9	329.5	248.9	316.5	271.9
2/21/84	273.7	328.2	250.6	314.6	273.7
2/22/84	272.9	329.8	248.8	315.4	272.9
2/23/84	273.8	331.9	248.8	314.4	273.9
2/24/84	276.0	332.0	250.0	316.2	276.0
2/25/84	275.7	334.1	250.6	316.9	277.1
2/26/84	275.3	332.9	263.7	323.0	291.4
2/27/84	281.6	334.0	282.5	327.9	308.6
2/28/84	286.1	336.7	293.6	334.3	318.2
2/29/84	277.6	334.9	283.4	329.8	322.1
3/1/84	235.0	317.9	219.2	301.8	260.6
3/2/84	220.7	311.9	207.0	288.5	220.3
3/3/84	257.4	316.4	260.7	298.1	255.0
3/4/84	292.8	329.4	290.4	313.1	291.6
3/5/84	304.5	332.0	303.6	323.6	305.5
3/6/84	309.4	336.7	312.4	329.7	315.2
3/7/84	310.9	339.7	317.9	333.0	321.3
3/8/84	311.4	337.6	321.9	337.5	324.7
3/9/84	312.9	340.7	325.6	341.9	328.6
3/10/84	313.4	341.6	328.9	345.7	331.5
3/11/84	315.0	340.3	331.1	349.3	334.7
3/12/84	315.6	340.0	332.2	351.6	338.0
3/13/84	316.6	344.0	334.9	355.2	342.5
3/14/84	315.6	343.7	338.0	357.6	343.6
3/15/84	316.3	344.7	342.4	359.7	345.0
3/16/84	317.3	347.5	346.5	363.4	347.0
3/17/84	317.4	348.1	350.9	366.1	346.5
3/18/84	317.4	349.6	353.6	369.9	347.4
3/19/84	318.9	350.1	355.1	372.7	351.4
3/20/84	320.8	353.7	358.9	377.4	355.0
3/21/84	320.1	354.2	362.4	380.8	354.2
3/22/84	320.7	355.3	364.0	384.4	355.6
3/23/84	321.5	356.1	366.6	387.8	358.9
3/24/84	322.0	357.4	370.2	391.6	362.1
3/25/84	321.6	358.1	373.6	394.6	364.2
3/26/84	322.9	358.9	377.8	396.9	368.3

## Daily DSM2 Model Output

Date	Avg Of B1-DB1	Avg Of B1-DB2	Avg Of B2-CDB1	Avg Of B2-DB2	Avg Of H3-DB1
3/27/84	322.5	361.9	381.2	400.4	369.9
3/28/84	323.7	363.1	384.4	403.4	372.8
3/29/84	325.4	365.7	387.4	406.2	377.5
3/30/84	326.8	367.4	390.1	410.5	381.5
3/31/84	335.0	371.6	393.0	413.2	385.7
4/1/84	348.9	377.4	395.0	416.6	385.3
4/2/84	357.6	382.8	396.2	418.7	383.2
4/3/84	362.4	386.8	396.1	421.5	385.7
4/4/84	363.1	391.2	396.3	425.3	391.3
4/5/84	360.4	392.3	397.3	427.4	395.8
4/6/84	358.3	392.6	400.5	430.8	398.2
4/7/84	353.3	394.0	401.7	434.4	400.3
4/8/84	349.5	394.3	403.3	435.5	402.1
4/9/84	345.0	392.9	402.5	437.3	404.3
4/10/84	343.0	392.2	404.6	440.7	407.4
4/11/84	343.2	391.4	406.5	442.2	409.2
4/12/84	341.1	390.8	406.7	445.1	410.9
4/13/84	339.3	388.4	406.5	445.9	413.2
4/14/84	338.0	387.1	406.5	448.6	414.8
4/15/84	337.3	385.3	407.4	448.7	416.0
4/16/84	334.3	382.9	408.4	451.3	417.1
4/17/84	331.0	379.5	408.1	450.7	417.0
4/18/84	329.6	378.7	409.2	453.9	417.8
4/19/84	331.1	378.9	413.8	456.5	419.0
4/20/84	330.6	379.0	416.1	458.0	417.9
4/21/84	327.8	380.9	416.8	459.4	417.1
4/22/84	325.6	381.4	417.4	462.9	417.3
4/23/84	327.6	378.9	418.9	464.6	418.8
4/24/84	328.6	378.0	423.3	468.8	420.9
4/25/84	328.9	376.9	422.4	469.4	420.0
4/26/84	328.2	376.6	420.7	471.1	423.7
4/27/84	326.9	376.1	422.1	472.2	427.3
4/28/84	325.9	375.5	423.8	473.3	429.6
4/29/84	324.0	374.4	424.8	476.3	431.1
4/30/84	319.0	372.1	422.4	477.3	430.6
5/1/84	317.1	366.8	421.2	474.2	430.8
5/2/84	318.2	366.4	421.2	474.9	431.7
5/3/84	317.4	362.8	420.1	473.0	432.0
5/4/84	317.8	362.9	421.8	474.3	432.8
5/5/84	318.1	362.6	422.9	475.5	433.2
5/6/84	317.0	365.2	422.5	478.1	432.7
5/7/84	315.8	363.7	421.0	478.5	431.4
5/8/84	315.6	364.4	419.8	479.3	430.7
5/9/84	315.9	365.2	418.2	480.3	431.0
5/10/84	320.1	365.4	419.0	480.2	433.0



## Daily DSM2 Model Output

Date	Avg Of B1-DB1	Avg Of B1-DB2	Avg Of B2-CDB1	Avg Of B2-DB2	Avg Of H3-DB1
5/11/84	319.3	363.0	418.9	479.6	434.9
5/12/84	318.1	363.1	419.4	480.6	437.7
5/13/84	316.5	360.2	419.5	479.0	439.3
5/14/84	316.8	360.3	420.9	479.3	441.2
5/15/84	314.8	356.3	419.1	474.7	441.9
5/16/84	314.0	355.3	419.3	474.9	443.0
5/17/84	313.9	353.4	420.3	473.5	444.2
5/18/84	313.2	352.4	420.1	473.0	444.8
5/19/84	313.1	355.1	420.6	475.7	445.8
5/20/84	313.5	358.7	421.0	479.6	446.3
5/21/84	314.6	361.0	422.4	481.3	446.6
5/22/84	318.3	362.3	424.3	482.4	446.2
5/23/84	319.2	362.1	422.5	484.4	444.8
5/24/84	320.9	362.6	422.7	483.9	445.3
5/25/84	320.7	364.6	423.6	484.9	447.3
5/26/84	315.9	361.4	419.8	481.3	447.8
5/27/84	314.3	360.0	419.4	480.2	450.9
5/28/84	314.0	359.2	419.7	482.6	452.1
5/29/84	313.4	356.9	420.1	481.1	452.3
5/30/84	313.8	353.7	421.3	478.1	452.6
5/31/84	313.2	350.1	425.1	476.3	452.6
6/1/84	312.7	349.5	406.6	467.5	445.1
6/2/84	314.5	352.5	398.5	461.6	431.0
6/3/84	315.7	353.0	394.3	459.7	417.2
6/4/84	316.6	354.8	391.5	459.1	406.5
6/5/84	316.4	356.1	387.3	459.2	397.2
6/6/84	319.6	358.6	389.7	461.0	399.4
6/7/84	321.5	359.6	389.3	458.1	397.1
6/8/84	322.2	360.5	387.6	456.8	392.2
6/9/84	322.7	358.9	387.3	452.0	386.0
6/10/84	321.4	357.3	384.2	446.4	378.5
6/11/84	320.7	357.2	382.6	443.0	373.0
6/12/84	320.8	356.1	381.9	438.2	369.5
6/13/84	320.2	355.9	381.7	435.5	366.2
6/14/84	318.7	354.5	381.6	432.5	363.7
6/15/84	317.6	355.8	381.8	430.7	360.9
6/16/84	317.1	356.3	381.9	430.5	359.3
6/17/84	317.3	357.2	381.9	432.7	358.7
6/18/84	317.8	359.2	382.2	434.2	358.0
6/19/84	319.5	363.0	383.4	437.5	359.8
6/20/84	319.4	365.3	384.0	440.2	358.8
6/21/84	320.5	365.4	383.2	438.7	361.1
6/22/84	319.6	364.3	383.0	437.9	359.2
6/23/84	317.8	364.7	383.5	438.7	355.0
6/24/84	316.1	364.6	383.9	434.7	350.7

## Daily DSM2 Model Output

Date	Avg Of B1-DB1	Avg Of B1-DB2	Avg Of B2-CDB1	Avg Of B2-DB2	Avg Of H3-DB1
6/25/84	314.8	360.2	385.1	429.9	347.9
6/26/84	313.8	358.1	386.4	428.2	345.2
6/27/84	313.5	353.2	387.6	426.1	343.7
6/28/84	311.8	348.4	387.1	421.8	341.4
6/29/84	311.7	351.7	388.2	423.2	340.8
6/30/84	312.5	351.3	389.2	424.4	339.9
7/1/84	309.2	350.6	390.3	426.1	333.2
7/2/84	305.9	349.4	385.8	426.2	328.7
7/3/84	304.7	346.1	381.1	423.9	326.6
7/4/84	305.1	340.3	378.3	418.0	326.8
7/5/84	305.0	339.7	382.4	418.9	325.9
7/6/84	304.3	336.8	378.4	416.2	325.5
7/7/84	298.6	332.9	371.4	411.4	319.5
7/8/84	293.5	331.7	365.6	409.3	313.6
7/9/84	288.0	326.8	359.0	403.0	307.4
7/10/84	283.8	322.7	352.1	397.1	302.6
7/11/84	281.7	320.4	347.4	393.5	300.1
7/12/84	279.6	318.2	342.3	390.0	297.8
7/13/84	279.9	316.0	340.4	386.2	297.8
7/14/84	282.2	317.5	340.2	386.1	299.8
7/15/84	283.4	318.6	338.7	385.8	300.5
7/16/84	283.9	318.2	334.8	383.5	300.5
7/17/84	286.7	319.4	333.2	384.8	303.0
7/18/84	292.0	317.5	334.7	378.9	308.3
7/19/84	292.6	320.9	336.3	380.8	307.5
7/20/84	292.8	322.6	335.0	381.3	306.7
7/21/84	295.5	324.6	331.9	381.6	309.8
7/22/84	291.9	324.1	325.4	377.7	304.6
7/23/84	290.1	324.6	319.8	375.7	301.9
7/24/84	289.0	322.6	316.1	369.6	300.2
7/25/84	287.8	319.9	313.5	363.1	298.5
7/26/84	287.3	318.5	310.9	358.3	297.1
7/27/84	288.1	319.0	308.8	357.7	296.7
7/28/84	289.4	320.2	307.9	354.9	296.7
7/29/84	291.0	321.9	306.4	354.7	297.2
7/30/84	293.3	322.7	304.8	352.7	298.3
7/31/84	296.2	320.1	305.6	347.6	302.2
8/1/84	293.9	323.1	302.8	348.9	301.3
8/2/84	295.5	323.6	304.5	347.6	302.6
8/3/84	295.0	325.4	303.6	348.4	302.3
8/4/84	296.8	329.2	303.5	349.8	300.6
8/5/84	296.8	328.1	301.1	346.6	298.2
8/6/84	296.7	328.4	298.5	344.4	296.0
8/7/84	297.4	327.9	297.0	341.0	294.7
8/8/84	298.5	328.3	296.4	338.9	293.8

## Daily DSM2 Model Output

Date	Avg Of B1-DB1	Avg Of B1-DB2	Avg Of B2-CDB1	Avg Of B2-DB2	Avg Of H3-DB1
8/9/84	299.7	330.4	296.8	339.7	293.9
8/10/84	301.0	330.7	297.4	338.4	294.2
8/11/84	302.1	333.9	297.7	339.9	294.6
8/12/84	303.4	334.5	298.2	340.3	295.6
8/13/84	305.4	336.7	298.8	341.8	297.2
8/14/84	307.6	340.0	298.9	341.6	298.9
8/15/84	310.8	340.6	300.8	344.8	303.1
8/16/84	313.0	341.0	299.8	342.3	304.1
8/17/84	315.0	343.9	300.2	345.7	307.1
8/18/84	317.0	346.8	300.2	346.8	307.7
8/19/84	317.7	346.4	299.0	345.0	306.7
8/20/84	318.5	346.0	298.1	342.8	306.8
8/21/84	319.8	346.4	298.5	340.9	308.0
8/22/84	321.2	346.5	299.3	339.0	309.6
8/23/84	322.8	346.9	299.9	337.5	312.1
8/24/84	324.8	348.1	300.4	335.3	315.3
8/25/84	326.6	350.6	301.0	337.7	319.3
8/26/84	329.2	351.9	301.8	335.9	324.3
8/27/84	332.7	354.9	303.5	339.3	330.9
8/28/84	337.0	357.2	305.0	339.7	338.2
8/29/84	342.7	360.0	306.7	339.3	347.4
8/30/84	348.2	362.8	308.2	340.6	355.0
8/31/84	353.8	366.8	308.2	342.8	362.0
9/1/84	360.5	369.4	307.2	341.8	369.4
9/2/84	366.9	373.7	307.7	342.7	372.7
9/3/84	372.1	376.9	308.6	342.0	374.9
9/4/84	377.3	381.0	310.1	343.9	377.1
9/5/84	381.0	384.6	311.9	342.9	379.1
9/6/84	384.4	388.8	313.7	343.1	380.5
9/7/84	388.4	392.5	315.2	343.6	382.1
9/8/84	392.0	396.4	316.4	345.1	382.8
9/9/84	397.1	401.5	317.5	348.0	383.6
9/10/84	402.9	405.4	318.9	348.2	384.3
9/11/84	408.3	409.9	321.0	349.8	384.7
9/12/84	415.1	416.8	322.6	350.9	384.4
9/13/84	421.7	419.2	324.1	352.5	383.9
9/14/84	428.3	424.1	326.2	355.0	383.5
9/15/84	436.1	429.6	327.8	355.9	382.7
9/16/84	444.1	435.5	328.3	357.3	380.7
9/17/84	454.2	444.8	328.6	357.3	379.0
9/18/84	463.1	453.4	328.8	358.3	377.3
9/19/84	468.8	458.9	329.1	359.1	375.4
9/20/84	472.2	464.1	329.1	358.8	372.6
9/21/84	475.0	470.9	329.7	358.9	370.5
9/22/84	477.9	476.7	331.0	359.2	369.0

## Daily DSM2 Model Output

Date	Avg Of B1-DB1	Avg Of B1-DB2	Avg Of B2-CDB1	Avg Of B2-DB2	Avg Of H3-DB1
9/23/84	481.1	482.4	332.3	360.8	367.5
9/24/84	485.7	488.5	333.8	361.5	366.2
9/25/84	493.7	494.5	335.1	361.4	364.5
9/26/84	499.7	500.7	337.0	363.2	364.6
9/27/84	509.5	506.5	337.7	363.5	362.7
9/28/84	517.7	513.4	338.4	364.4	360.8
9/29/84	526.1	521.2	338.6	365.3	358.5
9/30/84	534.8	526.8	339.5	364.0	357.5
10/1/84	540.0	531.7	342.4	364.1	357.5
10/2/84	549.9	540.2	350.6	367.5	360.0
10/3/84	554.5	547.3	366.4	372.5	363.9
10/4/84	559.7	554.9	385.0	377.5	368.1
10/5/84	563.2	561.5	402.7	383.4	373.1
10/6/84	569.0	568.1	415.1	387.6	378.2
10/7/84	576.2	576.6	419.5	390.8	381.6
10/8/84	585.2	588.8	419.7	392.8	384.1
10/9/84	590.3	591.1	419.0	394.8	387.1
10/10/84	594.4	598.3	418.2	396.6	389.4
10/11/84	598.3	604.8	416.5	398.3	393.1
10/12/84	603.4	611.5	415.0	400.5	396.5
10/13/84	607.9	617.6	414.3	402.5	399.4
10/14/84	611.2	624.3	414.0	403.5	401.3
10/15/84	611.0	629.5	415.4	407.1	395.5
10/16/84	616.9	639.4	415.5	407.4	391.1
10/17/84	611.8	637.3	416.7	409.3	389.0
10/18/84	608.2	640.4	417.8	410.3	384.0
10/19/84	605.7	642.5	416.8	411.7	378.9
10/20/84	602.3	641.7	415.1	413.0	375.4
10/21/84	600.9	642.5	413.0	414.3	372.4
10/22/84	601.6	640.9	410.6	414.9	369.8
10/23/84	601.6	640.6	407.3	415.3	367.9
10/24/84	603.7	641.9	403.5	414.7	367.0
10/25/84	603.7	642.9	400.7	415.1	366.9
10/26/84	604.9	643.9	400.2	414.9	368.6
10/27/84	608.1	644.4	400.5	415.1	370.6
10/28/84	615.2	646.5	400.4	415.6	371.5
10/29/84	623.6	650.5	401.1	417.0	372.3
10/30/84	631.8	655.1	402.4	417.8	372.9
10/31/84	639.4	663.2	405.6	422.3	377.3
11/1/84	648.8	672.4	403.3	423.6	376.7
11/2/84	660.6	682.1	396.6	422.7	374.9
11/3/84	670.4	684.1	389.4	421.5	370.8
11/4/84	681.4	697.2	388.1	419.6	370.2
11/5/84	694.3	710.0	384.7	417.1	367.6
11/6/84	708.5	719.6	378.3	413.7	362.3

## Daily DSM2 Model Output

Date	Avg Of B1-DB1	Avg Of B1-DB2	Avg Of B2-CDB1	Avg Of B2-DB2	Avg Of H3-DB1
11/7/84	729.2	733.7	374.2	410.6	358.5
11/8/84	745.8	745.1	371.5	409.1	356.4
11/9/84	768.1	759.8	366.4	403.6	351.1
11/10/84	789.1	778.3	362.1	401.0	347.9
11/11/84	810.8	798.2	359.3	396.7	345.5
11/12/84	836.4	817.9	361.5	396.0	346.6
11/13/84	859.8	840.4	360.9	392.5	348.6
11/14/84	902.5	879.0	359.5	391.0	348.7
11/15/84	928.9	927.6	361.0	387.4	350.7
11/16/84	945.2	950.1	365.4	386.9	355.6
11/17/84	971.2	970.7	366.0	386.5	357.7
11/18/84	995.3	1001.5	364.8	384.5	358.0
11/19/84	1005.6	1019.1	361.5	382.9	357.0
11/20/84	1000.6	1039.3	359.3	381.7	356.2
11/21/84	994.5	1050.6	355.5	379.1	353.9
11/22/84	975.6	1052.3	351.3	377.7	351.3
11/23/84	942.7	1040.0	345.4	371.8	347.0
11/24/84	934.1	1038.3	342.5	371.1	344.9
11/25/84	912.4	1029.9	343.8	372.1	346.8
11/26/84	894.3	1014.4	339.5	368.8	343.0
11/27/84	904.7	1023.1	338.8	367.8	342.1
11/28/84	886.5	1017.9	344.6	369.5	347.8
11/29/84	876.2	1009.4	344.9	367.6	348.8
11/30/84	883.5	1001.9	342.6	366.5	348.6
12/1/84	888.9	983.8	342.8	363.9	346.4
12/2/84	865.4	961.1	340.0	360.7	339.8
12/3/84	826.5	938.3	333.8	360.5	333.6
12/4/84	774.7	909.2	327.8	356.8	322.8
12/5/84	724.2	883.1	321.4	353.0	313.9
12/6/84	691.0	855.9	316.6	349.6	307.3
12/7/84	658.2	821.0	310.0	343.4	300.2
12/8/84	629.2	795.6	305.8	340.8	293.6
12/9/84	616.8	767.9	304.0	337.7	290.7
12/10/84	600.3	742.9	301.7	335.1	287.7
12/11/84	581.9	721.7	305.4	334.8	285.8
12/12/84	569.1	707.3	309.1	336.6	285.3
12/13/84	565.8	682.4	310.8	338.5	286.4
12/14/84	565.4	649.1	308.2	336.8	286.9
12/15/84	571.5	626.6	309.6	332.8	288.6
12/16/84	546.9	614.4	308.6	333.1	284.1
12/17/84	508.8	591.4	304.7	332.4	278.3
12/18/84	490.4	571.6	299.6	329.9	273.7
12/19/84	468.8	552.9	295.5	328.1	267.9
12/20/84	448.8	535.6	292.1	325.0	264.1
12/21/84	435.9	518.8	290.3	322.8	262.6

## Daily DSM2 Model Output

Date	Avg Of B1-DB1	Avg Of B1-DB2	Avg Of B2-CDB1	Avg Of B2-DB2	Avg Of H3-DB1
12/22/84	425.6	499.1	287.7	319.5	261.5
12/23/84	416.5	481.8	286.2	317.7	261.1
12/24/84	403.9	463.2	285.4	315.2	260.7
12/25/84	398.7	445.0	285.4	313.4	261.7
12/26/84	398.4	431.2	286.5	312.7	263.5
12/27/84	401.2	416.9	290.0	311.5	267.9
12/28/84	395.0	404.9	294.2	310.3	271.2
12/29/84	380.0	409.1	294.6	311.9	269.9
12/30/84	368.5	401.1	293.5	312.9	269.9
12/31/84	358.8	399.3	288.5	314.1	268.5
1/1/85	356.1	399.5	286.9	316.8	268.8
1/2/85	353.6	396.5	294.1	319.9	276.0
1/3/85	355.1	395.3	304.5	323.8	285.0
1/4/85	355.4	392.9	315.3	327.7	294.0
1/5/85	357.3	391.5	324.8	331.8	301.9
1/6/85	360.3	391.7	333.8	336.8	309.4
1/7/85	365.5	393.5	347.5	341.9	320.8
1/8/85	370.6	396.2	368.4	350.7	338.9
1/9/85	375.6	398.3	394.6	361.2	362.4
1/10/85	380.4	399.9	424.9	369.2	391.9
1/11/85	385.0	403.2	450.6	379.4	419.4
1/12/85	389.7	404.6	469.2	384.2	437.4
1/13/85	393.7	406.2	478.1	391.3	440.1
1/14/85	394.6	408.8	482.6	400.7	440.4
1/15/85	393.6	409.1	479.2	410.5	435.8
1/16/85	391.5	409.3	480.8	414.7	436.0
1/17/85	389.8	409.4	478.5	422.8	433.5
1/18/85	388.8	410.4	477.7	428.8	433.1
1/19/85	389.2	410.5	482.8	437.4	438.3
1/20/85	389.1	411.1	491.0	445.7	446.3
1/21/85	389.6	413.1	501.7	450.1	456.7
1/22/85	391.4	413.8	516.2	458.6	470.4
1/23/85	392.9	413.7	535.6	464.5	488.9
1/24/85	394.5	415.8	554.9	472.6	508.9
1/25/85	397.1	414.0	573.2	478.9	528.0
1/26/85	398.4	416.5	587.1	483.8	539.9
1/27/85	400.1	417.7	593.6	490.6	543.2
1/28/85	399.4	417.7	591.6	496.3	539.9
1/29/85	393.6	417.3	593.0	505.0	540.7
1/30/85	388.3	415.6	598.0	516.1	545.3
1/31/85	384.3	414.2	600.2	528.3	541.1
2/1/85	380.6	410.7	591.3	534.9	496.2
2/2/85	378.2	410.1	584.3	539.8	464.7
2/3/85	379.8	410.0	581.5	542.8	457.0
2/4/85	381.9	409.3	586.5	548.3	461.2

## Daily DSM2 Model Output

Date	Avg Of B1-DB1	Avg Of B1-DB2	Avg Of B2-CDB1	Avg Of B2-DB2	Avg Of H3-DB1
2/5/85	382.9	410.0	590.7	555.3	464.6
2/6/85	384.1	409.0	595.3	559.9	467.7
2/7/85	385.2	408.0	597.6	564.8	468.3
2/8/85	386.9	409.8	609.9	568.8	469.4
2/9/85	394.8	411.5	634.1	576.9	477.7
2/10/85	397.0	413.4	644.9	584.2	482.1
2/11/85	393.3	413.5	648.7	591.2	475.2
2/12/85	389.9	412.6	647.5	598.3	467.3
2/13/85	385.2	411.2	646.2	607.3	462.6
2/14/85	382.2	408.1	645.9	611.3	459.5
2/15/85	379.9	407.8	644.0	616.7	459.9
2/16/85	378.9	405.7	640.0	618.4	457.7
2/17/85	380.8	404.9	641.7	622.5	460.8
2/18/85	381.5	404.3	647.8	627.2	463.1
2/19/85	381.9	403.1	652.6	631.1	461.7
2/20/85	383.1	403.9	662.9	636.5	462.7
2/21/85	382.2	400.3	669.7	641.4	460.7
2/22/85	382.3	397.7	675.3	645.9	456.8
2/23/85	379.9	397.1	680.8	649.8	453.7
2/24/85	378.9	397.8	682.9	654.5	451.7
2/25/85	374.6	395.6	682.5	658.2	445.8
2/26/85	365.0	392.2	681.6	664.0	436.0
2/27/85	360.1	389.2	680.3	668.5	427.7
2/28/85	353.6	385.5	680.3	670.4	423.2
3/1/85	354.0	385.8	670.9	671.1	423.6
3/2/85	359.1	386.0	665.3	671.6	430.7
3/3/85	358.8	383.8	657.3	672.8	430.8
3/4/85	357.4	383.6	648.5	671.5	428.2
3/5/85	359.2	381.6	641.6	671.7	430.1
3/6/85	361.5	380.5	639.3	672.2	431.8
3/7/85	365.3	381.5	641.7	672.2	436.4
3/8/85	367.1	381.1	643.0	671.2	437.8
3/9/85	364.3	380.4	642.9	672.0	432.3
3/10/85	364.0	379.4	642.5	670.4	429.5
3/11/85	364.8	380.7	641.4	669.7	429.8
3/12/85	363.7	380.3	638.9	669.2	427.5
3/13/85	361.2	379.4	636.2	669.2	422.2
3/14/85	360.7	379.9	634.1	667.5	420.1
3/15/85	363.0	380.8	634.1	667.9	422.4
3/16/85	365.8	380.7	634.4	669.5	426.0
3/17/85	366.6	379.9	635.3	668.5	426.4
3/18/85	368.9	380.7	637.0	669.8	428.6
3/19/85	372.3	382.1	640.0	670.3	432.3
3/20/85	374.7	382.5	643.8	672.6	433.8
3/21/85	374.0	383.5	646.4	672.7	432.8

## Daily DSM2 Model Output

Date	Avg Of B1-DB1	Avg Of B1-DB2	Avg Of B2-CDB1	Avg Of B2-DB2	Avg Of H3-DB1
3/22/85	373.6	384.9	646.7	673.2	432.3
3/23/85	372.5	384.7	644.3	674.3	430.4
3/24/85	369.9	384.4	640.9	673.4	427.0
3/25/85	367.9	384.0	634.0	671.5	425.6
3/26/85	362.9	379.9	628.4	667.1	418.1
3/27/85	361.9	379.7	625.2	666.6	415.6
3/28/85	368.5	384.1	627.0	668.5	422.9
3/29/85	372.9	384.5	629.1	668.9	428.5
3/30/85	372.3	384.0	630.5	667.2	427.7
3/31/85	369.7	383.1	628.7	664.8	425.4
4/1/85	373.6	385.7	620.7	663.0	430.9
4/2/85	381.8	388.2	615.1	661.4	439.5
4/3/85	390.9	392.3	612.8	659.8	447.0
4/4/85	398.5	395.5	611.5	655.5	451.6
4/5/85	404.8	399.8	612.1	654.6	454.7
4/6/85	410.1	403.6	611.9	650.1	458.4
4/7/85	415.7	408.6	610.8	648.1	462.9
4/8/85	420.6	413.5	607.5	644.0	465.4
4/9/85	424.4	417.3	603.9	641.6	466.3
4/10/85	427.9	422.1	601.8	641.9	467.9
4/11/85	432.3	427.0	599.8	642.9	471.2
4/12/85	436.9	431.6	595.8	641.9	473.9
4/13/85	439.9	434.3	590.1	640.0	472.5
4/14/85	439.8	437.0	582.2	638.0	467.0
4/15/85	439.4	440.7	572.9	635.8	463.5
4/16/85	439.7	443.0	568.1	633.8	461.3
4/17/85	442.5	446.4	564.5	634.6	461.6
4/18/85	446.0	450.0	560.6	631.9	461.8
4/19/85	449.4	452.8	550.8	627.5	460.3
4/20/85	451.6	456.8	537.2	621.1	454.5
4/21/85	452.6	461.1	533.0	617.8	449.9
4/22/85	453.7	463.4	525.6	609.5	447.5
4/23/85	456.0	467.1	519.2	608.3	446.9
4/24/85	457.8	470.6	512.4	598.5	445.2
4/25/85	458.9	473.0	504.2	595.1	441.9
4/26/85	458.1	476.7	491.9	588.0	436.0
4/27/85	455.5	478.8	486.7	590.0	432.3
4/28/85	454.5	480.6	483.1	591.3	430.7
4/29/85	453.3	480.4	477.8	584.2	429.2
4/30/85	449.8	482.6	465.3	580.9	423.3
5/1/85	448.1	482.6	462.7	573.5	421.4
5/2/85	447.2	484.2	461.6	569.4	422.6
5/3/85	446.8	483.0	458.4	560.2	423.9
5/4/85	443.2	481.7	450.2	548.6	422.2
5/5/85	439.6	480.2	446.5	540.5	420.8



## Daily DSM2 Model Output

Date	Avg Of B1-DB1	Avg Of B1-DB2	Avg Of B2-CDB1	Avg Of B2-DB2	Avg Of H3-DB1
5/6/85	436.8	476.0	441.6	529.1	419.1
5/7/85	435.6	477.0	437.9	525.6	418.4
5/8/85	433.5	477.3	432.2	522.3	416.7
5/9/85	432.1	479.7	428.9	522.8	415.9
5/10/85	431.1	481.7	424.6	522.4	415.0
5/11/85	431.3	485.3	424.0	522.9	415.7
5/12/85	430.8	485.8	421.8	523.0	415.8
5/13/85	428.2	485.7	419.5	519.1	414.0
5/14/85	422.6	485.9	413.3	515.7	409.6
5/15/85	419.2	482.6	416.3	510.2	408.3
5/16/85	415.9	482.0	414.8	511.6	406.3
5/17/85	412.6	476.4	411.8	504.0	404.4
5/18/85	410.9	473.4	411.9	496.1	404.2
5/19/85	410.3	470.0	412.9	490.8	404.7
5/20/85	409.8	465.4	413.1	483.5	405.5
5/21/85	409.4	463.2	413.3	479.9	406.1
5/22/85	408.1	463.2	412.5	474.9	405.9
5/23/85	406.2	461.5	411.5	476.2	405.1
5/24/85	405.4	463.1	411.5	477.6	405.0
5/25/85	403.6	465.3	410.5	478.7	404.1
5/26/85	401.8	464.7	410.3	478.1	403.5
5/27/85	402.6	468.2	412.6	478.8	404.9
5/28/85	403.2	466.9	415.5	480.0	407.0
5/29/85	402.8	464.8	414.7	477.7	407.3
5/30/85	402.8	464.1	416.2	476.7	408.6
5/31/85	399.1	456.3	414.3	468.7	406.9
6/1/85	394.3	450.0	411.0	462.8	403.6
6/2/85	393.7	445.5	410.4	457.5	403.3
6/3/85	394.0	442.4	410.4	455.9	404.1
6/4/85	394.7	443.1	410.9	454.3	405.3
6/5/85	395.7	442.7	411.5	453.5	406.8
6/6/85	396.5	444.9	411.7	455.2	408.3
6/7/85	397.9	446.4	412.1	456.0	410.1
6/8/85	397.7	448.4	411.4	458.2	410.8
6/9/85	396.7	451.2	409.6	460.0	411.1
6/10/85	394.4	450.2	407.3	459.4	409.8
6/11/85	392.6	451.4	406.0	460.6	408.4
6/12/85	390.8	451.2	404.3	460.3	406.9
6/13/85	390.0	447.8	403.3	456.5	406.1
6/14/85	389.1	445.2	401.8	453.7	405.2
6/15/85	387.2	439.5	399.8	447.7	403.5
6/16/85	387.3	439.9	398.8	447.5	404.0
6/17/85	387.1	436.8	397.8	443.1	404.7
6/18/85	386.8	434.6	397.7	440.5	405.3
6/19/85	385.9	434.8	396.2	440.2	405.3

## Daily DSM2 Model Output

Date	Avg Of B1-DB1	Avg Of B1-DB2	Avg Of B2-CDB1	Avg Of B2-DB2	Avg Of H3-DB1
6/20/85	385.9	434.3	395.9	438.8	406.1
6/21/85	387.2	435.6	396.6	439.3	407.9
6/22/85	387.3	438.6	396.2	442.1	408.9
6/23/85	386.7	436.8	395.4	441.2	409.2
6/24/85	387.5	440.4	395.8	444.4	410.8
6/25/85	387.3	441.3	395.1	444.6	411.4
6/26/85	387.6	442.0	395.7	445.2	411.7
6/27/85	385.1	440.0	393.6	442.9	409.3
6/28/85	384.6	443.5	393.6	445.4	408.3
6/29/85	383.7	433.9	393.6	436.1	407.1
6/30/85	383.5	432.2	392.7	432.2	405.8
7/1/85	377.6	432.9	391.8	432.6	399.4
7/2/85	364.3	426.7	387.2	429.7	385.1
7/3/85	357.3	418.7	382.9	426.2	375.8
7/4/85	355.3	416.0	380.7	425.7	371.9
7/5/85	352.5	411.7	378.3	424.2	367.9
7/6/85	353.1	409.5	378.3	426.1	367.6
7/7/85	352.0	408.4	377.2	427.5	365.7
7/8/85	356.3	402.5	377.8	426.1	368.6
7/9/85	358.3	405.0	378.2	427.0	370.2
7/10/85	354.3	402.9	376.2	427.7	365.7
7/11/85	348.3	400.9	372.5	424.5	359.9
7/12/85	340.9	394.9	367.4	418.9	352.9
7/13/85	337.8	390.8	364.2	414.9	348.9
7/14/85	335.0	384.0	361.3	408.4	345.5
7/15/85	332.5	378.4	357.9	406.3	342.2
7/16/85	332.2	377.6	355.5	401.6	341.1
7/17/85	332.8	375.1	353.8	398.5	341.1
7/18/85	334.3	375.1	352.4	397.8	341.2
7/19/85	336.2	374.7	351.5	396.2	341.8
7/20/85	338.7	378.8	349.6	399.5	343.0
7/21/85	341.9	378.9	348.0	398.4	344.9
7/22/85	346.1	377.3	347.5	397.2	348.1
7/23/85	351.4	380.3	348.9	398.3	353.0
7/24/85	352.7	382.7	348.1	397.2	353.9
7/25/85	352.3	384.8	347.1	399.0	353.5
7/26/85	351.1	385.3	344.9	394.2	352.0
7/27/85	350.2	385.2	342.7	390.8	350.7
7/28/85	349.3	384.1	340.9	386.8	349.6
7/29/85	348.5	383.6	339.9	385.7	348.6
7/30/85	347.5	384.6	337.8	383.5	347.2
7/31/85	346.4	384.1	336.2	382.1	345.4
8/1/85	345.8	382.7	336.0	380.9	343.8
8/2/85	344.9	382.6	333.8	379.7	341.9
8/3/85	345.6	384.7	332.2	380.8	341.6

## Daily DSM2 Model Output

Date	Avg Of B1-DB1	Avg Of B1-DB2	Avg Of B2-CDB1	Avg Of B2-DB2	Avg Of H3-DB1
8/4/85	348.1	387.1	332.5	382.2	343.2
8/5/85	351.2	387.8	333.5	382.0	345.1
8/6/85	354.4	390.1	335.2	383.5	348.0
8/7/85	355.2	392.5	334.9	385.7	349.3
8/8/85	354.1	393.2	332.0	384.5	349.2
8/9/85	354.5	393.2	331.0	381.8	350.3
8/10/85	354.3	392.2	329.8	378.3	351.1
8/11/85	354.2	390.7	329.3	375.1	351.8
8/12/85	353.9	390.7	329.2	374.7	352.3
8/13/85	353.9	389.9	329.0	372.3	352.7
8/14/85	352.9	388.6	327.8	370.2	352.2
8/15/85	352.6	388.5	327.1	369.2	352.2
8/16/85	353.6	388.4	327.4	368.5	353.2
8/17/85	354.7	389.3	327.9	368.8	354.0
8/18/85	356.0	389.7	327.8	368.5	355.0
8/19/85	358.7	390.7	327.6	368.4	357.0
8/20/85	361.8	393.2	327.3	370.1	359.3
8/21/85	364.1	393.1	326.9	368.4	361.9
8/22/85	365.9	394.7	325.7	368.5	364.2
8/23/85	367.0	396.0	323.7	367.3	366.3
8/24/85	369.1	396.6	323.0	365.8	368.6
8/25/85	370.4	397.1	322.6	363.5	370.5
8/26/85	371.6	397.1	322.3	361.1	372.2
8/27/85	372.8	397.6	321.2	359.3	373.9
8/28/85	374.2	399.1	319.1	358.6	375.4
8/29/85	377.4	402.1	319.1	360.3	378.8
8/30/85	380.7	404.6	320.0	361.0	382.1
8/31/85	384.5	405.7	320.5	360.1	385.7
9/1/85	390.4	408.8	319.4	361.1	392.2
9/2/85	393.1	408.5	315.6	358.0	396.2
9/3/85	398.3	412.5	316.6	357.8	402.5
9/4/85	404.4	414.6	315.6	356.2	409.2
9/5/85	410.7	419.1	318.3	357.9	415.8
9/6/85	414.1	421.1	319.0	356.6	419.3
9/7/85	418.9	424.9	317.4	356.0	424.6
9/8/85	423.9	428.9	316.4	355.8	430.2
9/9/85	428.6	432.2	316.0	354.1	436.0
9/10/85	433.3	435.4	317.1	352.5	440.5
9/11/85	435.8	438.5	318.5	351.9	442.6
9/12/85	437.6	441.4	319.6	351.5	443.8
9/13/85	440.6	444.7	319.8	352.1	446.4
9/14/85	445.4	449.1	320.4	351.4	452.1
9/15/85	451.0	453.4	321.7	352.4	459.9
9/16/85	456.8	458.6	322.3	352.1	466.6
9/17/85	467.0	464.2	322.3	352.6	476.7

## Daily DSM2 Model Output

Date	Avg Of B1-DB1	Avg Of B1-DB2	Avg Of B2-CDB1	Avg Of B2-DB2	Avg Of H3-DB1
9/18/85	474.7	468.7	324.2	352.9	484.1
9/19/85	480.9	474.4	324.2	352.4	489.9
9/20/85	489.2	481.0	323.4	351.3	497.8
9/21/85	498.7	488.0	322.9	351.9	507.0
9/22/85	507.3	494.9	323.5	353.3	515.2
9/23/85	512.3	500.9	323.7	351.7	520.4
9/24/85	519.0	508.5	323.6	350.9	526.7
9/25/85	527.6	516.4	324.3	352.5	535.3
9/26/85	536.0	523.2	324.7	353.4	542.4
9/27/85	546.1	530.6	326.0	354.2	550.5
9/28/85	557.6	541.4	327.4	355.5	560.4
9/29/85	567.9	547.2	327.9	355.1	569.6
9/30/85	578.8	555.2	327.6	356.2	580.5
10/1/85	597.4	565.0	329.8	356.6	591.9
10/2/85	612.4	576.2	331.6	356.7	596.5
10/3/85	628.4	591.1	333.0	357.5	599.6
10/4/85	642.5	604.4	334.5	358.6	602.5
10/5/85	658.5	624.0	335.6	357.9	606.9
10/6/85	668.8	638.3	336.8	359.0	610.7
10/7/85	671.6	643.8	338.6	359.8	613.1
10/8/85	676.0	653.4	340.0	361.7	614.7
10/9/85	678.0	663.2	341.6	361.2	616.0
10/10/85	678.4	671.7	343.2	362.2	616.9
10/11/85	682.8	679.6	344.5	362.9	618.1
10/12/85	686.7	686.0	345.6	363.8	618.6
10/13/85	690.1	695.0	347.0	364.3	617.9
10/14/85	696.4	702.9	347.5	364.9	617.3
10/15/85	700.8	710.7	346.4	364.4	618.3
10/16/85	704.6	719.0	344.1	364.3	619.7
10/17/85	706.7	725.2	344.0	364.0	617.0
10/18/85	708.9	729.9	344.7	364.7	612.8
10/19/85	713.8	734.4	344.1	362.9	608.0
10/20/85	723.0	744.6	343.2	364.2	606.9
10/21/85	725.5	747.4	344.7	364.7	605.8
10/22/85	725.2	750.7	346.8	364.8	598.6
10/23/85	730.0	754.6	349.2	364.7	593.2
10/24/85	735.6	761.2	350.2	366.5	588.9
10/25/85	740.3	765.0	350.9	366.1	583.8
10/26/85	746.1	770.0	351.7	366.3	578.5
10/27/85	750.8	775.3	353.1	367.0	575.7
10/28/85	752.3	781.1	354.5	366.2	570.8
10/29/85	754.0	785.8	356.0	366.2	565.1
10/30/85	753.6	789.9	357.5	368.1	560.7
10/31/85	756.2	792.8	359.5	367.9	556.7
11/1/85	756.4	797.1	360.9	368.1	552.1

## Daily DSM2 Model Output

Date	Avg Of B1-DB1	Avg Of B1-DB2	Avg Of B2-CDB1	Avg Of B2-DB2	Avg Of H3-DB1
11/2/85	756.4	800.1	361.7	368.7	545.2
11/3/85	754.7	802.5	362.8	369.1	538.6
11/4/85	752.4	802.6	364.3	369.2	534.4
11/5/85	746.9	801.3	366.2	369.3	529.0
11/6/85	741.6	801.7	367.5	370.1	522.5
11/7/85	740.5	799.0	367.4	370.1	519.2
11/8/85	737.9	793.7	367.9	370.5	512.1
11/9/85	726.4	790.7	368.0	370.1	497.1
11/10/85	725.9	789.1	367.2	369.9	494.0
11/11/85	723.9	785.1	367.6	369.4	486.8
11/12/85	724.4	780.9	368.9	369.6	482.5
11/13/85	722.7	779.1	370.8	370.8	477.2
11/14/85	729.8	779.1	371.5	371.6	476.2
11/15/85	735.4	779.0	372.1	372.2	475.8
11/16/85	743.0	781.1	373.3	373.0	477.9
11/17/85	747.2	782.6	375.3	374.2	480.7
11/18/85	748.4	784.2	377.9	375.2	482.6
11/19/85	756.6	788.0	379.3	376.3	485.0
11/20/85	765.0	787.3	377.9	377.0	489.5
11/21/85	768.7	792.6	376.7	378.0	492.3
11/22/85	770.1	796.3	376.1	378.3	492.8
11/23/85	771.4	799.8	375.1	378.4	492.7
11/24/85	775.2	806.5	374.0	378.0	495.4
11/25/85	778.6	808.5	375.8	378.4	496.7
11/26/85	776.0	809.2	379.2	379.3	497.3
11/27/85	785.4	811.8	381.2	381.2	501.3
11/28/85	805.6	823.3	377.3	380.8	511.6
11/29/85	809.2	827.5	375.7	380.4	522.8
11/30/85	803.2	831.1	379.8	384.8	523.2
12/1/85	832.5	847.2	381.5	387.0	542.7
12/2/85	853.3	854.8	379.7	389.1	566.1
12/3/85	845.3	863.3	384.8	392.6	573.3
12/4/85	857.9	877.7	386.5	394.3	580.6
12/5/85	858.0	885.8	388.2	395.5	585.5
12/6/85	856.5	889.5	388.8	397.6	593.9
12/7/85	847.4	890.9	388.4	399.1	594.7
12/8/85	831.1	893.3	384.4	400.4	593.0
12/9/85	809.5	888.3	377.7	397.9	584.7
12/10/85	786.0	882.8	372.5	397.0	573.4
12/11/85	758.7	871.3	368.5	395.4	559.2
12/12/85	734.0	857.8	365.4	394.2	546.4
12/13/85	711.1	843.0	360.7	392.1	536.5
12/14/85	695.6	833.0	357.5	392.6	528.2
12/15/85	687.9	819.1	356.3	392.2	525.5
12/16/85	685.5	800.6	356.3	390.9	525.0

## Daily DSM2 Model Output

Date	Avg Of B1-DB1	Avg Of B1-DB2	Avg Of B2-CDB1	Avg Of B2-DB2	Avg Of H3-DB1
12/17/85	692.8	778.8	357.9	387.5	532.0
12/18/85	686.4	761.3	357.5	385.0	527.4
12/19/85	677.9	752.7	357.5	385.2	523.6
12/20/85	655.8	740.5	352.3	383.3	516.1
12/21/85	628.0	726.0	344.6	380.0	502.5
12/22/85	597.9	710.0	336.2	376.0	489.2
12/23/85	581.0	692.0	329.3	370.8	482.6
12/24/85	564.2	674.5	323.3	365.8	476.6
12/25/85	555.3	659.6	321.7	361.3	474.4
12/26/85	545.3	647.4	319.4	359.4	474.4
12/27/85	542.5	637.4	320.0	357.2	479.9
12/28/85	539.5	630.0	320.4	357.6	486.9
12/29/85	541.7	623.7	321.5	356.3	497.9
12/30/85	548.8	620.6	324.2	358.5	509.9
12/31/85	548.1	618.7	324.5	359.7	519.4
1/1/86	551.3	616.8	336.8	368.1	529.3
1/2/86	560.7	619.2	362.7	375.5	537.6
1/3/86	564.4	618.1	392.0	385.3	545.9
1/4/86	571.4	619.3	416.9	393.3	554.8
1/5/86	569.3	620.1	456.1	404.8	562.3
1/6/86	561.9	619.3	501.8	427.3	566.4
1/7/86	562.0	617.0	525.3	441.6	571.3
1/8/86	563.0	616.7	547.9	459.8	574.0
1/9/86	564.1	617.2	566.8	471.5	576.0
1/10/86	562.4	615.5	590.4	486.9	577.1
1/11/86	560.7	617.2	609.8	500.0	577.6
1/12/86	559.5	619.3	631.3	507.0	578.3
1/13/86	557.3	618.0	653.0	523.5	577.4
1/14/86	561.1	621.0	672.1	520.5	580.8
1/15/86	563.3	619.9	693.0	536.2	583.1
1/16/86	569.1	622.7	702.3	539.0	588.0
1/17/86	566.9	623.6	719.2	554.6	586.7
1/18/86	556.7	622.0	734.3	572.6	580.4
1/19/86	546.8	620.0	740.4	581.6	573.6
1/20/86	534.9	613.1	755.5	599.5	565.0
1/21/86	527.5	605.3	758.0	614.5	558.9
1/22/86	524.4	603.7	759.3	624.3	555.8
1/23/86	517.9	595.6	761.4	634.5	551.0
1/24/86	525.1	596.2	764.7	641.5	556.8
1/25/86	532.3	598.7	768.2	653.2	562.7
1/26/86	539.5	601.4	771.8	657.0	568.9
1/27/86	541.3	604.1	776.9	667.2	572.2
1/28/86	534.3	600.5	783.7	674.8	566.7
1/29/86	527.0	598.9	790.4	677.6	559.6
1/30/86	525.1	599.5	801.3	687.5	558.4

## Daily DSM2 Model Output

Date	Avg Of B1-DB1	Avg Of B1-DB2	Avg Of B2-CDB1	Avg Of B2-DB2	Avg Of H3-DB1
1/31/86	550.6	626.9	767.6	708.3	581.9
2/1/86	566.5	650.5	738.2	733.7	598.1
2/2/86	579.6	672.9	723.7	757.6	607.8
2/3/86	585.7	693.1	714.3	778.4	612.8
2/4/86	598.4	702.6	702.0	791.2	611.3
2/5/86	620.4	717.8	698.9	808.8	623.2
2/6/86	641.5	730.5	700.7	819.4	634.8
2/7/86	661.3	750.4	710.6	830.8	651.5
2/8/86	680.0	762.3	724.6	846.2	673.1
2/9/86	695.5	778.8	737.6	861.7	687.3
2/10/86	711.8	796.3	749.3	873.5	701.5
2/11/86	721.5	805.6	746.0	882.5	702.6
2/12/86	735.6	829.2	758.1	901.5	715.6
2/13/86	739.5	846.6	734.1	911.9	697.1
2/14/86	738.1	869.0	705.1	925.1	674.4
2/15/86	722.7	894.7	706.6	943.6	680.7
2/16/86	444.9	817.9	451.0	827.3	445.1
2/17/86	374.7	543.0	370.1	543.0	369.9
2/18/86	331.9	362.3	331.0	359.4	330.9
2/19/86	323.4	327.1	322.8	326.6	323.1
2/20/86	320.8	321.8	320.3	321.3	320.5
2/21/86	320.1	320.1	319.5	319.5	319.8
2/22/86	318.9	318.9	318.3	318.4	318.5
2/23/86	317.9	318.0	317.4	317.5	317.6
2/24/86	317.6	317.7	316.9	317.1	317.4
2/25/86	317.8	318.0	317.3	317.4	317.9
2/26/86	318.6	318.6	318.2	318.1	318.7
2/27/86	320.6	320.1	320.1	319.7	320.5
2/28/86	322.0	321.7	321.5	321.1	321.7
3/1/86	317.0	385.7	315.6	406.8	316.6
3/2/86	264.6	314.3	264.7	314.6	264.5
3/3/86	257.5	309.1	257.8	291.0	258.2
3/4/86	266.9	306.4	266.8	310.8	265.4
3/5/86	270.4	308.8	270.0	308.5	271.0
3/6/86	270.0	308.2	269.7	308.3	276.0
3/7/86	268.6	313.1	268.0	312.6	281.1
3/8/86	265.6	321.0	265.1	320.2	270.5
3/9/86	263.8	308.4	263.3	307.7	268.3
3/10/86	257.1	307.3	256.7	306.7	260.9
3/11/86	253.4	300.8	253.0	301.2	255.8
3/12/86	253.4	299.4	252.0	309.6	253.4
3/13/86	252.1	310.0	250.6	308.4	250.5
3/14/86	249.3	309.3	248.7	304.1	248.7
3/15/86	247.6	247.5	247.3	247.1	247.2
3/16/86	246.4	246.4	246.0	246.0	246.1

## Daily DSM2 Model Output

Date	Avg Of B1-DB1	Avg Of B1-DB2	Avg Of B2-CDB1	Avg Of B2-DB2	Avg Of H3-DB1
3/17/86	245.9	246.2	245.4	245.6	245.5
3/18/86	245.2	245.4	245.0	245.2	245.2
3/19/86	245.2	245.1	245.3	245.3	245.1
3/20/86	245.5	245.4	245.4	245.4	245.2
3/21/86	245.7	245.4	245.8	245.4	245.6
3/22/86	246.0	282.1	245.8	296.7	245.8
3/23/86	246.3	298.4	246.1	346.3	246.0
3/24/86	246.9	333.0	246.6	339.9	246.5
3/25/86	247.3	314.6	247.0	316.1	246.8
3/26/86	247.3	306.4	247.1	306.2	246.9
3/27/86	247.6	299.6	247.4	300.9	247.3
3/28/86	248.1	301.3	248.0	298.5	248.2
3/29/86	249.8	296.7	249.4	294.0	249.9
3/30/86	252.0	316.9	251.5	322.1	252.0
3/31/86	250.4	271.1	250.5	271.0	250.2
4/1/86	242.9	264.6	242.2	261.9	243.3
4/2/86	243.6	265.1	237.1	256.5	243.8
4/3/86	237.8	267.4	233.5	253.2	238.1
4/4/86	238.0	270.8	231.7	254.4	235.7
4/5/86	240.9	272.2	232.0	258.0	237.3
4/6/86	241.8	276.5	232.2	260.5	237.7
4/7/86	242.2	274.7	232.4	261.4	237.5
4/8/86	243.2	275.2	232.6	260.7	238.3
4/9/86	244.7	278.2	233.0	261.2	239.1
4/10/86	245.6	278.9	233.7	260.8	239.5
4/11/86	246.8	279.8	235.0	261.8	240.6
4/12/86	246.3	280.6	235.2	263.2	240.3
4/13/86	246.4	280.8	234.6	260.7	240.1
4/14/86	247.4	283.8	234.4	262.5	241.4
4/15/86	246.4	288.3	234.0	262.2	240.1
4/16/86	245.3	288.8	234.3	263.4	239.0
4/17/86	244.5	289.6	234.3	263.5	237.9
4/18/86	247.6	289.1	235.0	264.1	240.3
4/19/86	250.3	290.4	235.4	264.3	241.8
4/20/86	256.0	288.9	236.6	266.6	245.2
4/21/86	262.8	295.9	238.6	268.1	249.3
4/22/86	269.1	298.1	240.3	270.1	253.2
4/23/86	274.1	301.3	243.1	272.1	256.4
4/24/86	278.7	303.0	252.2	279.0	265.0
4/25/86	284.5	305.1	262.6	284.1	274.5
4/26/86	289.3	308.3	268.5	287.9	279.8
4/27/86	293.4	311.9	273.4	291.6	284.2
4/28/86	297.7	316.4	278.4	296.4	288.9
4/29/86	301.1	320.9	281.8	300.9	292.1
4/30/86	305.4	324.6	281.9	303.5	292.5



## Daily DSM2 Model Output

Date	Avg Of B1-DB1	Avg Of B1-DB2	Avg Of B2-CDB1	Avg Of B2-DB2	Avg Of H3-DB1
5/1/86	306.9	328.5	285.0	304.0	292.4
5/2/86	306.8	332.3	266.7	299.9	263.0
5/3/86	306.5	333.0	249.9	293.0	250.4
5/4/86	305.5	335.4	254.5	290.3	255.5
5/5/86	303.4	338.5	255.4	292.4	257.3
5/6/86	302.5	338.3	256.6	291.4	258.6
5/7/86	300.8	339.3	257.5	290.6	259.6
5/8/86	298.0	340.4	258.1	290.1	260.6
5/9/86	296.5	340.6	259.6	288.2	262.3
5/10/86	296.8	341.2	260.4	288.6	263.3
5/11/86	295.8	340.4	260.4	286.9	263.5
5/12/86	295.6	341.9	260.6	287.0	263.7
5/13/86	295.8	343.4	259.9	288.0	263.3
5/14/86	295.7	346.2	258.6	287.6	261.7
5/15/86	296.4	349.9	258.3	289.6	261.0
5/16/86	296.5	350.2	257.8	288.6	260.2
5/17/86	295.9	348.5	258.0	291.1	259.4
5/18/86	299.8	345.1	259.7	292.6	260.8
5/19/86	298.3	345.9	263.8	296.1	264.7
5/20/86	295.9	346.2	277.8	306.7	275.0
5/21/86	293.2	343.2	285.4	309.4	282.9
5/22/86	290.3	339.9	291.0	313.2	289.2
5/23/86	288.9	334.1	294.5	315.5	294.5
5/24/86	286.6	329.2	295.6	318.0	298.7
5/25/86	285.3	328.8	295.6	319.3	302.1
5/26/86	285.2	330.2	295.6	321.4	305.2
5/27/86	285.2	330.7	295.7	324.0	308.1
5/28/86	284.9	330.4	295.1	327.0	310.8
5/29/86	285.6	333.1	295.2	329.9	313.6
5/30/86	288.2	331.3	295.9	334.1	316.5
5/31/86	290.9	332.2	293.0	335.5	317.6
6/1/86	283.3	330.3	292.5	334.5	318.2
6/2/86	283.2	330.7	295.4	336.8	322.4
6/3/86	281.5	329.4	296.8	337.7	324.9
6/4/86	281.5	329.1	299.0	338.6	327.0
6/5/86	281.7	328.3	301.3	339.7	328.9
6/6/86	281.8	325.8	303.0	339.4	330.8
6/7/86	282.5	326.5	305.2	340.7	333.1
6/8/86	281.8	323.5	306.0	343.1	334.3
6/9/86	284.1	325.4	308.2	345.1	336.4
6/10/86	287.5	328.1	311.2	346.7	340.2
6/11/86	290.9	328.5	314.3	350.7	345.1
6/12/86	294.8	332.8	317.8	353.2	351.1
6/13/86	299.7	335.3	322.8	357.9	359.9
6/14/86	304.5	339.1	326.2	360.3	367.4

## Daily DSM2 Model Output

Date	Avg Of B1-DB1	Avg Of B1-DB2	Avg Of B2-CDB1	Avg Of B2-DB2	Avg Of H3-DB1
6/15/86	311.2	340.6	331.5	364.0	375.9
6/16/86	316.8	340.9	339.2	367.3	409.9
6/17/86	321.5	343.5	348.4	373.2	439.0
6/18/86	323.9	342.8	356.7	373.6	450.6
6/19/86	325.8	343.9	366.6	378.5	450.6
6/20/86	327.9	343.3	375.8	383.1	448.8
6/21/86	329.7	344.2	384.1	388.3	447.0
6/22/86	332.1	346.0	391.6	394.4	446.7
6/23/86	334.9	347.7	398.4	399.6	448.6
6/24/86	336.7	349.0	404.8	405.4	451.7
6/25/86	337.9	350.8	411.0	410.1	455.9
6/26/86	338.9	352.9	417.1	415.5	461.9
6/27/86	340.2	354.4	423.0	419.6	466.9
6/28/86	340.6	356.9	428.3	424.5	469.5
6/29/86	340.8	358.7	432.6	430.2	466.5
6/30/86	335.9	357.3	434.5	434.7	456.7
7/1/86	336.5	357.7	435.1	439.1	439.4
7/2/86	335.2	356.1	434.1	441.2	425.4
7/3/86	334.2	355.8	433.6	443.5	418.5
7/4/86	333.9	353.7	433.3	443.9	413.6
7/5/86	335.2	356.0	433.7	446.0	412.9
7/6/86	337.0	356.1	433.8	447.8	410.7
7/7/86	338.1	359.1	433.5	449.2	408.7
7/8/86	339.0	359.2	432.6	450.9	406.4
7/9/86	340.3	361.4	431.7	451.4	403.8
7/10/86	340.6	362.0	429.8	452.8	400.3
7/11/86	340.5	364.1	427.1	453.5	396.9
7/12/86	340.3	364.9	423.2	455.1	393.3
7/13/86	341.0	367.3	420.1	455.8	391.1
7/14/86	340.8	367.3	416.0	456.4	388.6
7/15/86	339.1	370.3	412.9	456.0	385.5
7/16/86	336.3	367.1	408.6	451.2	379.9
7/17/86	333.2	364.3	405.5	446.0	375.0
7/18/86	330.8	359.7	402.5	441.5	370.8
7/19/86	328.5	356.8	398.7	436.6	365.9
7/20/86	325.0	356.7	393.7	434.4	360.1
7/21/86	323.9	355.7	391.2	434.6	357.5
7/22/86	323.9	355.7	390.1	433.6	355.7
7/23/86	323.3	357.1	388.5	432.5	353.7
7/24/86	322.2	357.2	385.6	433.3	350.9
7/25/86	322.2	356.5	381.7	433.0	349.3
7/26/86	322.5	358.5	378.9	434.1	348.8
7/27/86	322.2	360.8	374.7	433.1	346.6
7/28/86	320.1	360.7	371.7	431.9	344.2
7/29/86	315.9	361.5	366.9	428.5	339.7

## Daily DSM2 Model Output

Date	Avg Of B1-DB1	Avg Of B1-DB2	Avg Of B2-CDB1	Avg Of B2-DB2	Avg Of H3-DB1
7/30/86	312.5	356.1	363.5	423.4	336.1
7/31/86	308.2	349.4	365.6	418.1	333.2
8/1/86	305.5	345.9	362.4	415.4	329.2
8/2/86	305.9	344.5	360.2	411.2	326.0
8/3/86	305.6	343.5	358.0	406.9	322.4
8/4/86	305.6	344.7	356.0	405.4	320.4
8/5/86	306.3	344.9	354.8	404.3	319.2
8/6/86	307.4	346.6	354.8	404.0	319.3
8/7/86	307.5	345.8	354.4	403.5	318.0
8/8/86	307.4	347.2	352.5	401.9	316.6
8/9/86	308.2	351.7	351.8	402.9	317.6
8/10/86	308.9	350.4	351.0	402.1	319.2
8/11/86	308.7	350.5	350.0	399.7	318.5
8/12/86	308.0	350.3	347.0	400.0	315.9
8/13/86	308.9	351.1	344.9	396.7	315.7
8/14/86	310.7	349.7	344.1	394.9	316.4
8/15/86	311.1	345.8	342.9	388.6	315.5
8/16/86	312.0	345.0	343.2	384.8	315.4
8/17/86	313.6	344.7	344.0	382.3	316.2
8/18/86	314.6	346.2	343.8	380.8	316.0
8/19/86	315.5	346.5	343.1	381.5	316.2
8/20/86	317.2	348.3	342.6	382.7	318.1
8/21/86	318.9	350.9	341.7	383.9	320.3
8/22/86	320.7	351.6	340.2	382.2	322.5
8/23/86	322.6	354.2	339.2	384.1	325.2
8/24/86	324.9	355.9	339.5	383.9	328.0
8/25/86	326.1	357.4	337.6	384.4	329.4
8/26/86	327.7	359.3	334.7	383.5	331.1
8/27/86	329.9	358.3	332.8	382.3	333.5
8/28/86	332.1	359.8	331.7	381.3	335.9
8/29/86	334.6	360.0	331.7	378.7	338.4
8/30/86	337.0	361.8	332.2	376.3	340.6
8/31/86	340.4	361.6	332.6	373.4	341.7
9/1/86	342.3	362.0	331.7	371.1	344.5
9/2/86	343.6	363.4	333.1	372.6	347.1
9/3/86	345.2	363.1	335.3	371.6	349.3
9/4/86	347.5	363.5	337.3	371.8	351.3
9/5/86	350.2	364.0	339.1	372.6	353.5
9/6/86	353.1	364.4	339.7	371.1	355.3
9/7/86	356.4	366.5	340.1	373.4	357.2
9/8/86	360.1	366.8	340.5	371.5	358.8
9/9/86	364.4	369.0	340.8	371.0	360.3
9/10/86	369.4	371.4	340.1	370.9	361.0
9/11/86	375.3	375.1	339.7	369.8	361.7
9/12/86	382.1	379.1	339.5	370.3	362.3

## Daily DSM2 Model Output

Date	Avg Of B1-DB1	Avg Of B1-DB2	Avg Of B2-CDB1	Avg Of B2-DB2	Avg Of H3-DB1
9/13/86	388.7	383.3	339.7	368.8	362.6
9/14/86	395.6	387.5	340.0	367.3	362.4
9/15/86	404.0	393.6	340.3	367.8	361.9
9/16/86	414.6	399.5	341.3	368.4	361.8
9/17/86	427.2	407.6	342.0	369.2	361.4
9/18/86	442.1	415.8	342.3	369.6	360.4
9/19/86	452.1	423.0	344.3	371.2	361.0
9/20/86	465.8	432.2	344.6	371.3	360.3
9/21/86	479.5	442.7	344.4	371.8	358.7
9/22/86	492.6	453.8	343.9	373.1	356.8
9/23/86	507.6	470.8	342.6	373.2	354.3
9/24/86	520.5	484.1	343.2	374.1	354.0
9/25/86	526.4	493.9	344.0	374.6	354.0
9/26/86	534.6	503.8	344.3	375.5	353.3
9/27/86	540.8	512.2	345.5	376.0	353.3
9/28/86	545.1	522.0	346.0	374.6	352.4
9/29/86	548.4	531.5	346.2	375.3	351.6
9/30/86	551.1	540.7	344.3	375.0	348.6
10/1/86	554.7	550.2	352.3	376.2	351.4
10/2/86	560.3	558.1	371.1	380.7	355.9
10/3/86	563.4	565.7	394.1	388.2	361.0
10/4/86	569.3	574.1	406.6	394.1	364.9
10/5/86	573.9	582.1	412.3	397.4	370.1
10/6/86	576.5	588.1	411.6	399.4	375.4
10/7/86	579.7	596.2	410.1	403.9	378.8
10/8/86	583.9	603.7	409.2	402.9	382.3
10/9/86	586.5	608.2	408.6	404.4	385.8
10/10/86	589.8	613.7	407.9	405.7	389.3
10/11/86	589.8	616.6	407.6	407.1	392.7
10/12/86	589.3	620.6	407.4	408.0	395.9
10/13/86	589.6	622.8	407.8	410.0	398.5
10/14/86	590.7	626.3	408.7	410.8	400.0
10/15/86	595.1	630.6	411.6	412.8	397.4
10/16/86	596.3	633.4	414.7	415.0	393.1
10/17/86	596.6	634.8	417.1	417.4	387.5
10/18/86	597.7	637.5	418.9	420.4	382.0
10/19/86	598.3	640.6	420.1	422.4	377.6
10/20/86	598.1	641.7	420.8	424.8	374.2
10/21/86	598.1	643.3	421.1	426.7	371.3
10/22/86	599.4	646.6	421.4	429.3	369.3
10/23/86	601.3	648.2	422.3	430.9	369.4
10/24/86	601.1	649.3	423.5	432.5	369.6
10/25/86	601.8	649.5	424.1	433.2	368.8
10/26/86	601.9	651.0	424.7	434.5	369.5
10/27/86	600.9	650.2	424.6	436.1	368.8

## Daily DSM2 Model Output

Date	Avg Of B1-DB1	Avg Of B1-DB2	Avg Of B2-CDB1	Avg Of B2-DB2	Avg Of H3-DB1
10/28/86	600.3	648.3	424.0	437.0	369.7
10/29/86	599.6	649.1	423.6	438.3	370.2
10/30/86	598.0	649.0	422.9	439.6	369.2
10/31/86	596.4	645.1	426.7	440.0	367.9
11/1/86	597.3	645.4	431.7	441.8	372.7
11/2/86	600.5	644.4	434.6	442.9	378.3
11/3/86	603.3	646.2	436.7	444.4	383.9
11/4/86	605.7	646.7	439.0	445.8	390.7
11/5/86	610.0	648.0	441.7	447.6	399.6
11/6/86	613.6	649.7	442.6	446.7	408.3
11/7/86	618.2	651.4	440.7	446.3	414.1
11/8/86	621.4	654.5	439.2	446.9	417.6
11/9/86	628.8	658.7	440.4	449.2	421.5
11/10/86	634.9	658.5	443.4	449.8	425.5
11/11/86	636.8	664.5	446.3	451.5	429.5
11/12/86	637.5	667.7	448.9	453.3	433.5
11/13/86	638.8	672.5	451.2	454.9	436.6
11/14/86	641.7	675.3	452.8	455.9	439.7
11/15/86	642.0	678.1	452.6	456.5	442.4
11/16/86	646.1	681.6	452.1	457.2	443.3
11/17/86	651.7	685.6	452.1	458.4	444.2
11/18/86	653.5	687.5	452.4	458.9	444.8
11/19/86	651.4	688.4	453.1	459.6	445.8
11/20/86	656.1	692.1	453.4	460.0	446.3
11/21/86	653.9	692.8	453.1	460.2	445.9
11/22/86	651.5	694.0	453.1	460.7	446.3
11/23/86	656.1	696.1	453.4	462.3	447.6
11/24/86	657.9	699.4	454.0	463.0	448.8
11/25/86	660.2	697.6	454.5	463.8	449.6
11/26/86	655.7	697.6	454.8	464.3	450.2
11/27/86	650.7	696.8	455.1	464.8	450.7
11/28/86	648.8	697.6	455.4	466.3	451.0
11/29/86	648.4	695.1	455.7	466.5	451.1
11/30/86	656.9	698.2	456.7	467.5	452.3
12/1/86	669.7	702.0	461.2	469.9	446.5
12/2/86	681.9	706.3	463.7	471.1	418.3
12/3/86	697.0	712.1	465.2	472.2	397.5
12/4/86	717.7	720.1	466.5	473.4	386.0
12/5/86	736.4	732.1	467.5	474.2	381.6
12/6/86	752.9	749.4	468.7	475.7	380.5
12/7/86	762.8	767.7	472.2	477.0	382.7
12/8/86	782.5	786.5	478.6	479.7	376.1
12/9/86	799.1	799.9	486.5	482.3	368.9
12/10/86	815.8	815.0	494.5	484.8	358.1
12/11/86	832.0	831.7	502.6	487.9	345.2

## Daily DSM2 Model Output

Date	Avg Of B1-DB1	Avg Of B1-DB2	Avg Of B2-CDB1	Avg Of B2-DB2	Avg Of H3-DB1
12/12/86	842.2	844.8	510.3	492.8	330.0
12/13/86	846.1	860.6	514.1	496.0	321.2
12/14/86	847.8	870.8	518.2	503.3	311.3
12/15/86	850.2	879.2	519.2	503.6	304.9
12/16/86	850.8	883.3	528.5	510.0	302.6
12/17/86	857.4	888.7	540.9	516.5	300.3
12/18/86	869.3	893.3	559.5	523.8	299.7
12/19/86	883.4	900.4	580.2	528.3	302.1
12/20/86	898.8	909.0	607.7	536.4	305.3
12/21/86	913.8	925.6	628.0	543.0	309.6
12/22/86	930.1	939.8	643.3	546.8	314.8
12/23/86	948.8	955.0	652.6	548.9	318.6
12/24/86	962.8	966.3	653.7	555.3	321.7
12/25/86	987.0	985.3	644.6	558.9	324.9
12/26/86	1012.4	1001.5	637.4	565.5	328.5
12/27/86	1031.7	1021.2	627.0	569.9	333.3
12/28/86	1053.8	1041.3	617.6	574.3	339.7
12/29/86	1075.1	1058.8	611.1	580.5	348.4
12/30/86	1100.1	1078.1	604.3	582.4	359.4
12/31/86	1129.5	1099.7	606.3	589.8	374.6
1/1/87	1135.3	1112.2	616.4	594.9	380.5
1/2/87	1138.5	1124.1	627.6	604.7	389.8
1/3/87	1168.8	1145.2	637.1	606.9	399.1
1/4/87	1176.2	1164.0	653.0	611.4	414.9
1/5/87	1185.7	1175.3	667.2	619.3	435.9
1/6/87	1206.6	1194.2	674.1	624.1	451.2
1/7/87	1225.6	1201.5	677.5	629.8	462.1
1/8/87	1245.7	1218.4	683.7	638.2	475.2
1/9/87	1266.4	1241.4	688.1	645.2	486.8
1/10/87	1266.5	1261.2	684.1	651.5	488.2
1/11/87	1254.1	1274.6	679.2	655.8	488.4
1/12/87	1233.9	1279.8	680.9	659.7	494.4
1/13/87	1202.9	1276.2	686.6	668.0	506.8
1/14/87	1188.5	1279.4	686.7	670.6	511.3
1/15/87	1167.1	1274.0	692.7	676.0	522.4
1/16/87	1149.1	1268.6	697.6	680.9	532.5
1/17/87	1134.6	1260.7	702.3	685.2	542.2
1/18/87	1123.0	1253.0	707.1	690.2	551.4
1/19/87	1115.7	1241.8	714.4	692.6	563.6
1/20/87	1110.0	1228.3	722.1	697.5	575.8
1/21/87	1098.0	1212.3	722.3	701.7	578.4
1/22/87	1077.8	1204.5	714.7	705.8	571.3
1/23/87	1044.7	1187.5	706.8	708.4	565.7
1/24/87	1019.4	1169.6	703.3	710.5	565.9
1/25/87	975.4	1138.9	703.0	715.9	572.2

## Daily DSM2 Model Output

Date	Avg Of B1-DB1	Avg Of B1-DB2	Avg Of B2-CDB1	Avg Of B2-DB2	Avg Of H3-DB1
1/26/87	950.6	1114.5	697.1	717.7	571.2
1/27/87	943.8	1101.4	690.6	715.5	568.8
1/28/87	927.9	1085.1	695.3	717.8	576.5
1/29/87	922.0	1069.2	697.6	720.8	581.7
1/30/87	920.9	1058.9	709.5	723.7	593.7
1/31/87	905.2	1048.8	723.2	731.2	601.8
2/1/87	897.5	1036.5	733.5	739.9	585.7
2/2/87	902.7	1031.9	745.9	742.3	574.3
2/3/87	905.7	1028.4	757.2	748.4	567.5
2/4/87	903.9	1025.7	765.1	754.0	561.7
2/5/87	888.8	1019.4	771.4	760.7	552.3
2/6/87	867.7	1007.1	776.3	767.3	540.5
2/7/87	849.3	991.4	780.6	772.3	529.8
2/8/87	833.1	980.1	783.8	777.3	522.5
2/9/87	821.6	969.7	787.4	781.7	519.9
2/10/87	814.3	967.0	791.2	784.0	520.9
2/11/87	801.7	952.7	796.1	790.7	520.2
2/12/87	790.6	950.2	801.0	793.5	516.7
2/13/87	790.0	942.8	812.0	798.9	515.6
2/14/87	778.2	940.5	823.4	805.4	524.1
2/15/87	780.0	933.0	838.9	810.5	536.4
2/16/87	783.9	934.6	855.5	817.1	548.4
2/17/87	787.9	929.5	869.7	823.9	558.7
2/18/87	784.0	924.4	880.4	834.4	566.5
2/19/87	770.5	914.8	886.1	839.5	569.5
2/20/87	744.6	900.4	892.3	848.8	559.9
2/21/87	712.5	877.1	896.1	857.8	535.2
2/22/87	696.1	858.6	899.6	865.1	520.1
2/23/87	675.6	843.1	905.3	870.7	513.5
2/24/87	668.0	833.3	908.6	872.5	513.4
2/25/87	670.5	831.1	912.7	876.6	520.9
2/26/87	673.8	824.7	917.7	882.7	528.5
2/27/87	671.2	820.0	921.5	886.7	531.9
2/28/87	657.3	806.8	924.1	890.7	531.5
3/1/87	648.5	801.0	922.9	894.6	524.6
3/2/87	647.5	797.4	921.9	898.8	518.8
3/3/87	638.7	788.6	920.6	904.3	510.1
3/4/87	633.7	784.0	916.8	908.6	500.4
3/5/87	643.1	785.3	917.6	912.3	501.3
3/6/87	637.8	780.3	921.2	918.2	494.7
3/7/87	636.7	778.2	920.8	924.5	489.1
3/8/87	640.3	779.3	921.2	926.6	493.6
3/9/87	642.4	776.0	921.6	929.6	497.2
3/10/87	645.5	779.4	920.6	931.6	497.9
3/11/87	647.7	773.8	919.5	934.8	492.4

## Daily DSM2 Model Output

Date	Avg Of B1-DB1	Avg Of B1-DB2	Avg Of B2-CDB1	Avg Of B2-DB2	Avg Of H3-DB1
3/12/87	654.4	780.7	918.8	938.3	493.3
3/13/87	655.0	775.2	919.8	940.2	493.5
3/14/87	664.7	780.2	920.9	943.1	500.5
3/15/87	668.3	779.3	924.6	945.0	509.9
3/16/87	671.6	778.7	925.3	947.8	521.9
3/17/87	670.3	778.3	923.9	952.6	533.7
3/18/87	667.6	772.5	922.1	953.9	540.1
3/19/87	667.2	771.1	922.5	956.1	540.5
3/20/87	656.7	762.4	916.7	957.1	528.7
3/21/87	655.6	766.2	919.2	961.4	519.8
3/22/87	655.1	757.9	920.4	961.7	517.8
3/23/87	657.0	758.7	924.1	964.0	515.0
3/24/87	658.5	757.7	924.9	965.7	517.3
3/25/87	656.3	760.8	924.4	969.2	514.9
3/26/87	658.6	760.5	925.9	970.0	517.0
3/27/87	659.3	761.0	926.3	970.7	518.1
3/28/87	660.1	758.3	925.8	972.8	515.3
3/29/87	661.9	759.6	927.2	975.6	509.6
3/30/87	657.8	753.4	924.5	974.5	503.0
3/31/87	654.1	749.6	919.6	973.3	491.2
4/1/87	639.3	738.6	903.1	970.8	487.4
4/2/87	617.8	729.3	879.8	963.2	491.1
4/3/87	607.2	723.1	864.4	958.1	496.7
4/4/87	595.7	717.9	847.3	955.1	500.6
4/5/87	587.5	709.8	831.4	946.8	505.9
4/6/87	576.3	709.5	812.7	941.5	509.6
4/7/87	564.0	699.3	794.5	931.4	509.6
4/8/87	551.8	686.8	776.7	923.3	505.4
4/9/87	544.5	679.2	759.2	917.2	501.0
4/10/87	545.6	670.4	752.5	907.6	501.4
4/11/87	547.7	666.7	751.7	901.9	505.5
4/12/87	545.7	658.4	746.0	888.7	509.0
4/13/87	538.1	642.2	735.8	868.6	508.6
4/14/87	531.0	632.0	725.7	857.0	505.3
4/15/87	524.4	617.3	713.5	839.3	501.8
4/16/87	517.5	606.4	699.8	824.5	498.9
4/17/87	511.1	595.0	690.0	809.2	496.5
4/18/87	506.0	588.7	680.8	801.2	495.8
4/19/87	499.7	585.6	668.4	791.0	495.7
4/20/87	490.4	582.3	656.4	786.4	493.9
4/21/87	480.7	576.2	644.3	778.2	489.9
4/22/87	476.5	573.5	637.5	778.8	486.8
4/23/87	474.0	569.7	632.6	771.5	484.6
4/24/87	468.7	563.7	623.2	766.9	481.0
4/25/87	462.7	555.8	614.3	754.5	476.9



## Daily DSM2 Model Output

Date	Avg Of B1-DB1	Avg Of B1-DB2	Avg Of B2-CDB1	Avg Of B2-DB2	Avg Of H3-DB1
4/26/87	457.5	551.6	605.1	747.7	473.1
4/27/87	449.9	540.7	594.2	732.4	468.4
4/28/87	441.1	531.6	580.5	719.3	461.9
4/29/87	434.7	523.5	571.9	707.5	456.7
4/30/87	426.2	511.8	562.7	692.8	451.2
5/1/87	425.4	507.4	554.8	684.9	451.2
5/2/87	427.2	505.7	544.5	674.5	452.6
5/3/87	428.0	506.5	532.8	669.5	453.1
5/4/87	427.6	507.5	520.8	664.1	452.7
5/5/87	426.0	512.0	510.8	660.8	451.1
5/6/87	424.4	509.9	502.9	655.7	448.8
5/7/87	424.4	506.7	500.7	647.8	447.9
5/8/87	423.4	507.2	496.4	643.7	445.9
5/9/87	424.2	503.5	494.4	636.6	445.3
5/10/87	425.3	500.9	490.6	623.0	445.0
5/11/87	424.0	497.9	483.4	610.8	442.8
5/12/87	422.2	489.1	476.9	590.9	440.2
5/13/87	420.1	486.2	470.3	581.4	436.8
5/14/87	418.3	480.3	464.3	567.6	434.3
5/15/87	417.4	475.7	461.1	556.3	432.8
5/16/87	417.2	473.8	457.5	549.8	431.9
5/17/87	418.0	475.4	454.9	548.7	432.5
5/18/87	421.8	479.8	456.6	551.3	436.2
5/19/87	418.5	477.2	447.5	543.8	433.8
5/20/87	419.6	483.4	448.3	548.1	435.3
5/21/87	420.4	482.8	447.5	546.4	436.7
5/22/87	420.4	481.9	447.0	541.7	436.9
5/23/87	419.1	480.0	443.5	535.2	435.8
5/24/87	416.3	476.0	438.8	526.9	433.2
5/25/87	413.8	474.4	435.4	524.1	430.9
5/26/87	412.4	470.7	433.5	515.4	429.5
5/27/87	411.6	470.8	431.9	510.4	428.6
5/28/87	409.9	465.6	428.7	501.4	426.9
5/29/87	409.3	465.1	427.4	499.8	426.4
5/30/87	408.2	464.6	424.9	495.7	425.2
5/31/87	407.3	465.5	423.7	493.8	424.9
6/1/87	398.0	460.5	415.2	487.5	417.3
6/2/87	399.5	464.5	417.6	492.0	418.7
6/3/87	397.9	463.1	414.9	492.2	417.2
6/4/87	396.4	465.6	413.5	491.0	416.1
6/5/87	396.4	467.1	414.8	490.7	416.5
6/6/87	396.3	464.0	415.2	486.8	416.5
6/7/87	395.0	462.5	414.0	483.8	415.2
6/8/87	393.1	456.1	412.7	475.5	413.5
6/9/87	391.0	452.7	410.4	470.2	411.6

## Daily DSM2 Model Output

Date	Avg Of B1-DB1	Avg Of B1-DB2	Avg Of B2-CDB1	Avg Of B2-DB2	Avg Of H3-DB1
6/10/87	389.7	445.8	408.7	462.0	410.2
6/11/87	388.8	440.8	406.8	455.5	409.2
6/12/87	387.2	438.9	404.3	452.1	407.8
6/13/87	386.9	438.0	402.6	450.0	407.4
6/14/87	388.5	437.5	402.4	450.3	408.7
6/15/87	390.6	439.0	402.4	449.6	410.6
6/16/87	393.0	442.2	402.2	452.1	413.5
6/17/87	395.3	447.0	402.9	456.3	416.7
6/18/87	394.7	446.2	400.9	454.6	417.3
6/19/87	393.1	446.5	397.8	453.6	416.4
6/20/87	391.3	444.7	395.4	450.8	415.0
6/21/87	388.8	441.1	393.2	445.5	412.6
6/22/87	385.0	438.8	390.7	442.4	408.8
6/23/87	382.3	434.3	388.6	437.3	406.0
6/24/87	380.5	432.5	387.1	435.3	403.9
6/25/87	379.4	431.3	385.7	433.0	402.7
6/26/87	379.6	431.4	385.7	432.7	402.8
6/27/87	379.6	432.1	385.2	432.4	402.7
6/28/87	379.8	430.7	384.8	433.3	403.1
6/29/87	379.8	434.9	383.9	433.8	403.2
6/30/87	381.4	436.6	383.5	435.4	404.5
7/1/87	379.2	438.8	383.3	435.7	397.4
7/2/87	374.3	436.3	382.3	434.3	387.5
7/3/87	368.1	435.6	379.7	434.5	380.6
7/4/87	363.5	432.7	376.8	432.6	374.9
7/5/87	356.9	425.9	371.6	428.3	369.2
7/6/87	352.0	417.9	367.0	421.5	365.8
7/7/87	347.4	407.2	363.8	413.3	362.2
7/8/87	341.9	396.2	359.0	404.6	357.7
7/9/87	338.5	388.1	356.2	398.0	354.2
7/10/87	337.2	386.2	354.9	397.8	352.3
7/11/87	335.9	381.7	353.7	393.4	350.7
7/12/87	336.1	381.2	353.1	392.8	350.1
7/13/87	335.9	383.3	351.8	395.0	349.1
7/14/87	338.0	386.0	350.9	395.0	350.8
7/15/87	343.2	384.1	351.8	394.3	354.0
7/16/87	349.6	386.3	354.7	395.8	359.7
7/17/87	353.0	388.8	356.0	397.6	363.1
7/18/87	353.6	390.5	353.1	395.5	363.7
7/19/87	355.4	390.3	351.0	395.6	365.4
7/20/87	358.3	390.7	349.8	393.5	368.1
7/21/87	359.9	390.7	348.5	390.9	369.6
7/22/87	362.0	391.6	347.4	389.1	371.7
7/23/87	363.2	392.6	346.1	387.4	373.0
7/24/87	364.7	394.6	345.4	387.5	374.2

## Daily DSM2 Model Output

Date	Avg Of B1-DB1	Avg Of B1-DB2	Avg Of B2-CDB1	Avg Of B2-DB2	Avg Of H3-DB1
7/25/87	366.1	396.2	344.2	387.3	375.0
7/26/87	368.1	398.1	343.0	386.9	376.3
7/27/87	370.8	402.8	341.9	389.6	378.4
7/28/87	373.3	403.9	341.0	388.8	380.8
7/29/87	376.9	407.2	341.0	389.9	383.4
7/30/87	382.4	411.8	343.5	391.2	387.8
7/31/87	387.3	413.7	342.1	391.0	392.6
8/1/87	388.2	414.7	337.2	389.7	395.7
8/2/87	388.9	416.5	335.6	387.8	397.3
8/3/87	388.7	418.1	332.3	384.5	396.8
8/4/87	389.9	419.3	331.2	380.7	397.8
8/5/87	390.1	419.4	329.1	377.3	397.9
8/6/87	391.7	419.5	328.5	374.0	399.4
8/7/87	392.7	421.6	327.1	371.5	400.6
8/8/87	394.9	422.4	325.6	371.7	403.3
8/9/87	399.7	424.3	324.0	370.6	409.3
8/10/87	407.0	428.3	323.7	371.9	418.1
8/11/87	416.9	432.2	323.1	371.8	429.5
8/12/87	427.9	439.2	324.7	375.0	441.6
8/13/87	438.9	444.1	325.0	374.8	453.6
8/14/87	448.2	450.0	327.5	375.6	463.6
8/15/87	457.0	457.5	326.3	375.3	473.3
8/16/87	466.3	467.1	325.1	374.5	483.9
8/17/87	474.1	475.2	325.2	375.4	492.9
8/18/87	481.2	483.3	325.4	373.1	501.4
8/19/87	487.0	490.1	325.8	371.6	508.2
8/20/87	491.0	496.0	325.3	370.1	512.6
8/21/87	495.8	503.3	325.3	370.4	518.6
8/22/87	501.2	510.0	324.4	369.3	525.3
8/23/87	506.6	515.3	324.2	371.0	531.8
8/24/87	513.5	521.8	323.1	371.5	539.7
8/25/87	520.9	529.9	323.4	370.5	548.0
8/26/87	527.9	535.1	324.4	372.7	556.0
8/27/87	535.4	541.8	324.3	373.7	564.5
8/28/87	541.8	549.2	323.9	372.4	571.6
8/29/87	547.8	556.3	323.7	373.2	578.6
8/30/87	553.9	564.3	322.6	370.4	585.5
8/31/87	561.3	571.2	327.7	370.9	593.7
9/1/87	562.8	575.0	322.7	364.4	596.4
9/2/87	565.3	579.9	319.8	363.5	599.7
9/3/87	566.4	582.7	318.8	360.4	601.0
9/4/87	566.8	584.8	317.9	357.9	601.7
9/5/87	567.9	586.9	317.6	356.6	603.1
9/6/87	568.6	589.8	316.8	357.4	604.1
9/7/87	571.3	592.4	316.1	356.3	607.6

## Daily DSM2 Model Output

Date	Avg Of B1-DB1	Avg Of B1-DB2	Avg Of B2-CDB1	Avg Of B2-DB2	Avg Of H3-DB1
9/8/87	578.7	597.3	317.3	357.8	616.2
9/9/87	588.8	602.8	318.7	357.7	627.3
9/10/87	597.9	606.5	317.2	357.9	637.6
9/11/87	610.2	612.0	317.8	357.9	650.8
9/12/87	621.8	618.7	318.0	358.9	662.6
9/13/87	631.0	625.5	319.0	359.6	672.0
9/14/87	639.2	631.2	318.7	357.3	680.2
9/15/87	649.9	638.3	318.6	358.0	691.1
9/16/87	660.2	647.9	319.3	357.3	700.0
9/17/87	666.0	654.7	321.0	358.0	703.9
9/18/87	667.4	660.2	322.0	357.1	703.4
9/19/87	669.0	665.2	323.3	359.7	704.0
9/20/87	672.8	671.7	323.6	359.5	706.9
9/21/87	677.7	678.5	324.4	359.8	711.3
9/22/87	681.5	683.7	325.1	360.6	714.8
9/23/87	685.4	690.5	324.6	359.1	718.4
9/24/87	692.2	696.3	323.4	359.8	724.6
9/25/87	697.8	701.7	324.3	360.2	729.9
9/26/87	702.1	707.3	323.9	358.5	734.0
9/27/87	708.1	714.6	323.1	358.8	739.6
9/28/87	715.2	722.7	322.1	355.1	746.4
9/29/87	722.0	728.3	321.4	354.6	752.9
9/30/87	727.8	734.5	321.9	354.3	758.5
10/1/87	737.6	741.6	323.8	355.6	758.0
10/2/87	744.0	748.3	326.6	354.1	753.4
10/3/87	748.9	754.9	328.7	353.6	745.8
10/4/87	757.4	761.5	330.5	354.7	737.9
10/5/87	766.0	770.4	331.6	356.4	733.9
10/6/87	772.5	778.7	334.3	357.2	735.3
10/7/87	778.2	785.6	335.5	357.9	732.8
10/8/87	784.8	794.0	337.4	358.2	731.5
10/9/87	789.1	801.5	338.9	359.3	729.2
10/10/87	792.6	808.1	340.6	359.9	727.3
10/11/87	796.5	815.7	342.0	361.3	724.8
10/12/87	798.9	822.4	343.7	363.3	722.6
10/13/87	798.8	826.3	345.6	364.4	720.6
10/14/87	798.1	831.6	347.1	365.9	718.2
10/15/87	795.2	834.4	348.2	366.8	718.8
10/16/87	789.1	837.2	348.4	368.6	721.9
10/17/87	780.9	837.5	347.6	368.5	724.0
10/18/87	773.7	839.3	347.1	369.7	725.6
10/19/87	766.2	839.6	346.7	370.8	722.9
10/20/87	758.3	836.3	347.2	369.8	716.1
10/21/87	750.2	833.1	347.8	369.7	704.7
10/22/87	743.6	830.3	348.5	369.5	692.7

## Daily DSM2 Model Output

Date	Avg Of B1-DB1	Avg Of B1-DB2	Avg Of B2-CDB1	Avg Of B2-DB2	Avg Of H3-DB1
10/23/87	737.7	821.8	349.7	368.5	682.9
10/24/87	731.5	819.0	351.2	370.1	672.2
10/25/87	722.8	810.4	352.0	368.2	659.3
10/26/87	722.5	804.1	352.9	368.4	651.3
10/27/87	724.1	801.5	354.1	368.7	646.0
10/28/87	723.7	798.9	356.1	369.3	639.6
10/29/87	723.8	796.8	358.2	370.3	631.9
10/30/87	725.9	797.0	360.4	371.5	622.6
10/31/87	731.2	793.2	362.8	372.6	626.8
11/1/87	732.1	791.2	365.1	372.6	621.0
11/2/87	729.3	789.6	366.8	373.4	602.5
11/3/87	736.7	788.7	368.1	373.5	592.5
11/4/87	742.8	789.7	368.3	373.5	579.5
11/5/87	751.2	792.8	369.1	373.9	574.6
11/6/87	753.4	792.8	370.8	373.9	564.4
11/7/87	758.7	795.1	372.7	374.4	556.1
11/8/87	767.0	799.3	373.9	375.2	551.7
11/9/87	771.0	800.8	375.5	376.3	547.8
11/10/87	777.5	805.9	377.1	377.4	543.3
11/11/87	783.5	810.6	378.5	379.3	541.7
11/12/87	789.9	814.3	379.8	379.8	540.4
11/13/87	799.1	820.4	380.8	380.1	547.7
11/14/87	798.2	821.5	381.9	381.8	544.2
11/15/87	801.1	825.8	382.6	382.5	541.0
11/16/87	804.2	830.3	381.8	383.3	535.1
11/17/87	806.2	836.7	380.6	383.8	534.7
11/18/87	803.5	839.4	381.1	383.7	528.6
11/19/87	803.5	842.1	382.2	384.2	523.7
11/20/87	805.9	845.8	382.8	384.2	523.8
11/21/87	798.5	845.3	384.1	385.1	519.0
11/22/87	797.8	845.8	385.4	385.9	517.3
11/23/87	794.5	846.6	386.8	387.9	516.5
11/24/87	792.0	845.7	388.7	389.1	516.6
11/25/87	789.6	845.1	390.8	390.0	515.6
11/26/87	794.0	846.8	392.6	390.8	517.8
11/27/87	801.0	848.6	393.6	391.5	521.9
11/28/87	810.7	850.6	393.9	392.3	528.7
11/29/87	813.8	852.0	394.1	394.2	532.2
11/30/87	817.6	855.3	393.9	395.0	535.8
12/1/87	828.6	863.2	391.0	394.9	543.5
12/2/87	843.7	869.5	382.9	393.1	553.5
12/3/87	859.2	877.5	376.3	389.9	565.1
12/4/87	876.9	888.0	372.7	387.5	577.2
12/5/87	882.8	897.1	371.6	384.0	586.8
12/6/87	903.7	903.5	369.2	385.2	602.5

## Daily DSM2 Model Output

Date	Avg Of B1-DB1	Avg Of B1-DB2	Avg Of B2-CDB1	Avg Of B2-DB2	Avg Of H3-DB1
12/7/87	885.0	904.5	376.8	386.1	598.0
12/8/87	909.6	914.7	374.9	385.8	620.1
12/9/87	914.0	919.2	378.2	387.0	627.2
12/10/87	917.5	924.8	381.8	388.4	635.0
12/11/87	927.6	937.0	384.5	388.6	643.2
12/12/87	936.6	948.8	386.3	389.8	651.3
12/13/87	939.5	952.0	387.4	391.2	659.7
12/14/87	937.2	959.2	386.4	392.1	664.1
12/15/87	933.1	966.8	381.7	390.8	672.1
12/16/87	919.7	970.5	377.9	390.7	666.7
12/17/87	897.6	966.4	374.9	390.4	656.0
12/18/87	875.3	957.4	370.1	388.6	646.4
12/19/87	863.5	951.1	366.7	387.4	642.2
12/20/87	847.9	939.4	365.0	386.0	635.1
12/21/87	837.1	931.8	362.8	385.2	630.5
12/22/87	829.0	925.5	362.6	385.0	626.1
12/23/87	819.7	919.7	363.0	385.2	620.5
12/24/87	803.7	910.7	360.6	385.1	612.7
12/25/87	801.2	894.2	360.1	381.7	612.5
12/26/87	791.3	883.2	359.8	380.3	607.5
12/27/87	777.1	866.2	357.0	377.0	599.3
12/28/87	759.1	858.2	353.8	376.6	589.0
12/29/87	735.8	846.8	349.8	375.2	575.9
12/30/87	706.1	830.0	343.2	371.9	558.6
12/31/87	682.1	808.3	336.5	369.4	545.3
1/1/88	670.3	796.2	347.9	378.1	540.7
1/2/88	661.1	780.7	359.2	382.2	535.3
1/3/88	653.8	776.3	373.7	390.4	530.4
1/4/88	649.2	769.7	397.4	399.9	525.8
1/5/88	648.5	769.3	434.3	412.1	525.2
1/6/88	644.3	763.8	474.5	426.2	527.6
1/7/88	646.2	765.6	517.7	434.7	532.7
1/8/88	645.5	759.7	568.6	448.9	536.3
1/9/88	643.3	756.4	611.3	463.9	539.1
1/10/88	648.9	751.6	635.9	470.7	543.5
1/11/88	652.8	745.7	652.4	483.3	547.9
1/12/88	638.8	743.9	668.7	496.9	543.3
1/13/88	607.3	728.0	690.3	519.2	528.3
1/14/88	582.4	706.5	693.8	541.1	514.7
1/15/88	560.9	684.0	690.4	562.3	501.2
1/16/88	549.3	660.8	682.6	571.3	493.3
1/17/88	555.0	667.2	691.3	560.7	498.1
1/18/88	566.1	664.2	714.7	584.1	511.4
1/19/88	565.0	660.0	724.1	596.8	516.0
1/20/88	559.6	657.3	734.0	612.4	518.7

## Daily DSM2 Model Output

Date	Avg Of B1-DB1	Avg Of B1-DB2	Avg Of B2-CDB1	Avg Of B2-DB2	Avg Of H3-DB1
1/21/88	556.1	653.8	743.9	614.1	520.1
1/22/88	552.4	650.3	757.4	625.9	518.8
1/23/88	549.0	642.6	767.7	632.4	515.3
1/24/88	551.1	634.9	770.8	640.9	515.3
1/25/88	536.8	627.8	781.5	653.8	505.4
1/26/88	518.2	615.8	788.5	666.7	492.1
1/27/88	501.0	600.8	793.8	679.1	479.0
1/28/88	489.0	589.0	799.8	689.4	469.5
1/29/88	490.1	586.2	802.4	692.1	470.6
1/30/88	489.8	580.9	807.6	704.4	472.7
1/31/88	480.5	573.1	808.7	711.0	465.2
2/1/88	478.9	568.7	808.4	714.4	466.4
2/2/88	485.8	571.0	808.9	720.9	474.1
2/3/88	490.1	569.9	813.2	726.5	479.7
2/4/88	496.4	571.6	816.8	731.4	485.6
2/5/88	498.7	572.7	820.8	738.5	486.9
2/6/88	497.8	572.1	826.1	743.0	485.5
2/7/88	498.1	571.3	828.3	747.7	484.4
2/8/88	499.8	569.3	827.9	752.4	484.6
2/9/88	495.0	568.0	830.4	759.2	481.7
2/10/88	482.2	563.8	835.0	768.9	471.7
2/11/88	468.3	552.8	835.9	778.3	459.4
2/12/88	460.2	546.7	837.1	783.9	453.5
2/13/88	456.8	538.2	842.7	790.2	453.9
2/14/88	459.1	536.6	846.8	796.4	457.8
2/15/88	462.1	534.1	850.8	798.9	460.9
2/16/88	466.4	533.9	857.1	805.0	465.2
2/17/88	471.9	534.1	864.0	809.6	470.9
2/18/88	474.2	534.5	872.0	816.4	474.6
2/19/88	477.3	534.6	878.9	820.5	477.2
2/20/88	475.5	532.0	886.2	827.0	476.0
2/21/88	472.6	532.6	892.0	832.7	474.6
2/22/88	470.5	529.5	894.9	837.6	472.7
2/23/88	464.4	528.3	900.4	844.3	468.7
2/24/88	458.3	526.3	906.4	853.4	465.1
2/25/88	452.3	521.9	909.7	861.3	461.4
2/26/88	447.8	519.9	912.6	863.1	458.3
2/27/88	445.6	519.4	916.5	867.6	458.6
2/28/88	445.3	515.1	918.8	870.9	460.6
2/29/88	445.3	512.0	908.6	866.1	461.4
3/1/88	452.1	515.7	876.8	866.9	466.9
3/2/88	456.9	514.3	857.5	867.1	473.4
3/3/88	462.4	517.7	838.3	867.5	480.8
3/4/88	468.5	519.7	820.8	867.3	488.4
3/5/88	471.9	521.4	802.7	865.8	494.6

## Daily DSM2 Model Output

Date	Avg Of B1-DB1	Avg Of B1-DB2	Avg Of B2-CDB1	Avg Of B2-DB2	Avg Of H3-DB1
3/6/88	473.7	520.3	784.2	861.1	499.0
3/7/88	475.1	522.0	768.0	858.2	502.0
3/8/88	476.8	522.3	757.5	853.1	504.0
3/9/88	475.4	522.9	739.9	845.1	505.9
3/10/88	473.8	522.3	722.7	835.4	507.1
3/11/88	471.5	521.3	707.1	825.2	507.1
3/12/88	469.3	520.4	695.2	814.9	506.7
3/13/88	466.8	520.1	684.3	808.7	506.4
3/14/88	463.8	518.5	676.0	800.0	505.3
3/15/88	466.2	520.7	679.9	799.5	506.3
3/16/88	470.5	520.7	683.7	794.7	510.0
3/17/88	474.5	522.5	687.0	792.2	514.5
3/18/88	475.9	521.5	687.3	784.5	518.1
3/19/88	475.8	522.8	684.1	780.2	520.5
3/20/88	475.6	521.6	679.5	770.8	521.7
3/21/88	476.8	521.9	676.7	766.7	523.3
3/22/88	477.8	522.5	673.2	761.8	525.4
3/23/88	479.5	525.1	670.9	759.2	528.3
3/24/88	479.9	524.5	665.9	754.8	531.1
3/25/88	478.8	526.0	659.2	748.6	533.1
3/26/88	480.1	530.7	659.0	753.4	534.6
3/27/88	480.5	530.1	655.8	748.0	536.0
3/28/88	480.0	529.5	653.2	743.3	536.7
3/29/88	480.2	532.5	652.6	742.7	537.3
3/30/88	481.1	534.4	652.2	741.6	538.1
3/31/88	478.4	533.0	645.8	731.7	537.2
4/1/88	476.8	532.0	642.7	727.3	536.7
4/2/88	477.0	531.4	643.3	724.9	537.6
4/3/88	478.2	530.8	645.2	719.3	539.0
4/4/88	480.1	528.2	646.9	713.8	540.7
4/5/88	479.9	527.7	645.7	709.1	541.9
4/6/88	480.4	525.4	644.9	703.7	542.4
4/7/88	479.6	524.9	642.0	700.4	541.9
4/8/88	477.8	524.2	638.7	696.3	541.4
4/9/88	474.9	525.5	635.6	695.5	540.4
4/10/88	471.7	524.0	632.5	692.7	538.6
4/11/88	469.1	525.8	630.8	693.1	536.7
4/12/88	469.0	525.7	631.9	691.4	536.5
4/13/88	467.9	525.6	631.6	689.5	536.3
4/14/88	468.7	524.0	633.6	686.6	537.1
4/15/88	470.8	524.2	635.6	684.7	539.1
4/16/88	472.7	521.5	636.8	681.0	541.4
4/17/88	474.7	519.3	638.1	677.3	544.4
4/18/88	472.0	517.2	633.6	673.4	543.9
4/19/88	469.8	515.9	627.8	669.1	541.3



## Daily DSM2 Model Output

Date	Avg Of B1-DB1	Avg Of B1-DB2	Avg Of B2-CDB1	Avg Of B2-DB2	Avg Of H3-DB1
4/20/88	468.6	516.0	624.0	668.3	539.6
4/21/88	469.4	517.9	622.6	668.7	540.4
4/22/88	471.9	520.5	623.7	670.1	542.9
4/23/88	475.2	522.7	626.5	671.6	546.5
4/24/88	477.3	524.8	627.0	671.1	549.6
4/25/88	477.3	524.4	626.3	672.1	551.0
4/26/88	475.9	524.2	623.5	669.8	549.1
4/27/88	474.4	525.6	619.3	670.1	545.7
4/28/88	474.5	526.5	616.0	669.4	543.7
4/29/88	476.3	526.7	614.2	667.5	544.0
4/30/88	478.6	524.0	612.8	663.2	544.9
5/1/88	477.0	520.6	608.5	657.6	543.1
5/2/88	472.1	517.5	600.5	650.6	537.2
5/3/88	465.7	515.2	590.0	646.3	528.8
5/4/88	458.9	509.0	579.5	637.6	520.0
5/5/88	456.1	505.1	573.8	632.3	515.8
5/6/88	452.8	503.0	568.3	627.2	512.0
5/7/88	452.4	507.5	566.1	630.3	511.1
5/8/88	452.1	508.3	563.8	629.6	510.6
5/9/88	452.6	507.3	563.1	627.7	511.0
5/10/88	451.8	506.9	561.5	625.8	510.5
5/11/88	452.3	506.6	561.3	623.8	510.9
5/12/88	451.3	503.8	558.3	618.9	509.1
5/13/88	446.8	501.8	551.6	614.6	504.3
5/14/88	441.5	494.6	543.6	604.3	498.0
5/15/88	438.2	491.2	537.6	599.0	493.1
5/16/88	436.3	486.2	533.9	591.2	490.2
5/17/88	435.5	484.8	531.7	588.5	488.8
5/18/88	434.5	482.0	529.2	583.7	487.2
5/19/88	433.2	482.9	526.4	582.7	485.4
5/20/88	433.0	484.7	524.8	583.8	484.7
5/21/88	433.6	487.4	524.1	585.5	484.9
5/22/88	432.8	487.4	521.7	584.8	483.6
5/23/88	431.8	487.7	520.4	583.5	482.7
5/24/88	432.4	488.9	521.0	584.0	483.1
5/25/88	430.9	487.2	518.6	582.9	481.2
5/26/88	427.1	486.4	513.0	578.8	476.8
5/27/88	422.5	483.5	506.9	574.2	471.4
5/28/88	420.0	479.6	503.3	567.0	468.0
5/29/88	419.0	473.4	501.2	559.7	466.1
5/30/88	418.1	468.4	499.7	552.8	464.7
5/31/88	415.9	463.9	497.5	547.2	461.8
6/1/88	415.3	460.2	494.7	541.7	461.2
6/2/88	415.2	460.7	492.7	540.2	461.0
6/3/88	414.7	459.4	491.2	537.6	460.2

## Daily DSM2 Model Output

Date	Avg Of B1-DB1	Avg Of B1-DB2	Avg Of B2-CDB1	Avg Of B2-DB2	Avg Of H3-DB1
6/4/88	415.0	460.4	491.5	537.8	459.8
6/5/88	413.6	461.7	489.7	538.3	457.4
6/6/88	413.9	464.7	489.9	540.6	456.7
6/7/88	415.4	465.5	490.8	540.8	457.0
6/8/88	411.4	462.7	487.3	537.1	452.6
6/9/88	409.8	462.7	485.8	536.6	450.6
6/10/88	407.5	458.5	483.8	532.1	448.8
6/11/88	405.8	454.1	481.8	527.1	447.5
6/12/88	403.3	450.7	479.0	523.4	445.7
6/13/88	402.1	447.5	476.8	519.7	444.8
6/14/88	401.6	447.1	475.2	518.5	444.4
6/15/88	401.0	446.8	473.5	517.2	443.8
6/16/88	400.9	445.6	472.5	515.4	444.1
6/17/88	402.0	447.2	472.9	516.4	445.3
6/18/88	402.5	449.2	472.6	517.4	445.2
6/19/88	402.5	449.9	471.3	517.6	444.1
6/20/88	403.3	453.6	470.5	519.9	443.6
6/21/88	400.9	454.0	466.7	520.0	440.1
6/22/88	402.2	454.1	465.9	518.9	439.7
6/23/88	399.1	453.5	461.9	517.3	436.2
6/24/88	396.9	450.4	458.6	513.5	433.3
6/25/88	397.8	448.7	458.6	510.9	434.1
6/26/88	396.9	444.2	456.9	505.1	433.2
6/27/88	396.9	442.0	456.1	502.0	433.5
6/28/88	396.0	437.7	453.9	496.8	432.8
6/29/88	393.1	436.4	449.9	494.3	429.7
6/30/88	391.7	435.5	446.8	492.6	429.2
7/1/88	388.3	434.0	441.9	489.9	418.7
7/2/88	384.4	434.7	436.6	489.6	410.3
7/3/88	381.0	434.4	431.8	488.6	404.9
7/4/88	378.9	436.1	428.8	489.1	401.9
7/5/88	375.6	438.1	424.9	488.3	398.3
7/6/88	372.5	436.3	418.9	487.4	394.4
7/7/88	370.9	432.5	414.8	481.9	391.7
7/8/88	367.8	426.2	409.4	473.5	387.2
7/9/88	367.1	424.3	407.2	470.0	385.6
7/10/88	367.0	420.1	406.0	464.1	385.0
7/11/88	366.6	416.3	404.6	458.8	384.0
7/12/88	366.6	416.0	403.4	456.6	383.3
7/13/88	367.2	415.1	402.7	455.3	383.3
7/14/88	368.0	414.2	402.3	453.4	383.5
7/15/88	368.3	416.3	401.4	454.4	383.0
7/16/88	369.7	416.9	401.5	453.8	383.5
7/17/88	371.3	418.6	401.5	454.5	384.1
7/18/88	374.9	422.5	403.5	458.0	386.6

## Daily DSM2 Model Output

Date	Avg Of B1-DB1	Avg Of B1-DB2	Avg Of B2-CDB1	Avg Of B2-DB2	Avg Of H3-DB1
7/19/88	379.6	424.3	407.0	458.8	390.3
7/20/88	386.3	428.5	413.0	462.1	396.7
7/21/88	390.8	429.3	415.9	461.7	400.4
7/22/88	396.3	433.1	420.1	464.1	405.6
7/23/88	402.1	434.8	424.5	463.6	411.1
7/24/88	406.3	434.6	427.8	462.0	415.2
7/25/88	409.8	435.7	430.3	461.7	418.3
7/26/88	412.5	437.4	432.2	462.1	420.8
7/27/88	413.6	439.2	432.5	463.0	421.7
7/28/88	414.1	440.2	432.3	463.1	421.8
7/29/88	415.4	443.3	432.9	465.5	422.6
7/30/88	417.8	445.3	434.8	466.9	424.6
7/31/88	421.4	449.1	438.4	470.9	427.9
8/1/88	432.0	454.5	447.5	473.7	437.7
8/2/88	443.4	458.5	458.5	478.5	449.0
8/3/88	452.9	462.9	467.8	482.5	458.3
8/4/88	461.7	468.4	477.0	487.4	467.1
8/5/88	468.9	475.4	483.7	492.6	473.9
8/6/88	475.6	481.7	489.1	498.3	480.0
8/7/88	480.4	487.6	493.0	503.5	484.4
8/8/88	483.3	493.5	494.9	507.8	487.2
8/9/88	487.4	498.9	497.0	512.8	490.9
8/10/88	490.1	504.1	498.8	516.7	493.6
8/11/88	494.2	508.6	501.3	521.0	497.6
8/12/88	498.2	513.3	503.8	524.2	501.6
8/13/88	503.9	518.3	508.2	528.7	507.3
8/14/88	510.7	523.2	513.4	533.1	514.1
8/15/88	519.3	531.4	519.7	536.9	522.2
8/16/88	526.2	535.7	526.4	542.0	529.3
8/17/88	531.9	540.9	532.0	546.7	535.0
8/18/88	537.2	547.3	536.1	551.8	539.9
8/19/88	541.5	553.7	539.2	557.8	543.6
8/20/88	546.5	562.9	542.8	563.6	547.8
8/21/88	549.6	566.9	544.7	567.9	550.6
8/22/88	552.5	571.8	545.9	571.4	553.3
8/23/88	555.3	574.8	547.4	573.1	556.3
8/24/88	557.8	577.3	548.3	574.3	559.1
8/25/88	562.9	581.6	550.5	577.0	564.1
8/26/88	570.9	586.9	555.5	579.9	572.1
8/27/88	581.2	592.6	562.6	584.2	582.5
8/28/88	595.3	599.3	573.7	588.3	596.7
8/29/88	614.2	611.2	587.6	594.9	614.9
8/30/88	631.5	617.9	603.6	601.9	632.7
8/31/88	648.8	629.5	617.7	611.4	649.2
9/1/88	661.3	639.7	625.5	617.9	660.2

## Daily DSM2 Model Output

Date	Avg Of B1-DB1	Avg Of B1-DB2	Avg Of B2-CDB1	Avg Of B2-DB2	Avg Of H3-DB1
9/2/88	671.8	650.3	629.6	624.4	669.7
9/3/88	683.8	659.8	633.2	629.2	681.9
9/4/88	700.4	669.7	639.3	634.0	698.8
9/5/88	714.1	680.3	646.7	639.7	712.6
9/6/88	723.4	689.6	652.4	644.6	721.8
9/7/88	734.5	700.5	658.2	650.2	732.7
9/8/88	745.4	709.5	664.4	655.1	743.2
9/9/88	753.8	718.3	669.5	660.2	751.3
9/10/88	769.4	731.0	676.6	666.1	766.3
9/11/88	787.7	744.0	687.2	671.6	784.1
9/12/88	797.7	751.8	696.8	677.4	793.9
9/13/88	812.3	763.0	707.1	683.8	808.1
9/14/88	826.9	776.0	718.0	691.2	822.4
9/15/88	840.7	790.2	729.3	700.6	835.9
9/16/88	853.0	805.8	739.7	710.4	847.8
9/17/88	864.9	823.8	747.8	722.0	857.9
9/18/88	873.3	839.3	753.0	730.7	864.9
9/19/88	878.7	848.0	756.3	735.8	869.7
9/20/88	881.2	856.7	758.7	740.7	872.3
9/21/88	878.6	867.6	758.8	747.7	870.3
9/22/88	872.5	872.8	754.8	751.3	864.2
9/23/88	872.5	878.9	752.1	754.6	863.9
9/24/88	875.0	885.8	750.4	757.3	866.1
9/25/88	878.8	892.1	748.0	760.4	869.4
9/26/88	883.4	895.2	745.5	762.3	873.4
9/27/88	891.6	902.2	745.5	765.3	880.9
9/28/88	903.8	909.9	749.0	768.0	893.3
9/29/88	916.0	919.7	753.8	773.1	906.0
9/30/88	924.2	930.5	757.4	777.2	914.6
10/1/88	933.4	938.9	756.9	777.2	913.6
10/2/88	940.5	946.9	753.8	779.3	908.0
10/3/88	945.9	952.8	750.6	780.6	902.3
10/4/88	949.9	959.2	747.3	780.2	897.3
10/5/88	954.7	965.8	744.7	780.9	893.5
10/6/88	959.2	972.8	742.8	781.0	890.8
10/7/88	963.9	979.2	742.1	782.1	890.3
10/8/88	967.5	984.5	739.9	782.0	888.4
10/9/88	973.9	993.4	739.3	782.7	888.9
10/10/88	977.2	1000.1	740.4	782.9	891.5
10/11/88	977.2	1005.7	740.5	782.6	892.6
10/12/88	975.9	1011.4	740.4	782.4	893.7
10/13/88	973.7	1017.3	742.3	782.9	897.1
10/14/88	966.2	1018.3	741.6	782.5	895.6
10/15/88	959.7	1020.5	738.4	782.1	892.0
10/16/88	955.1	1020.8	737.1	781.2	891.6

## Daily DSM2 Model Output

Date	Avg Of B1-DB1	Avg Of B1-DB2	Avg Of B2-CDB1	Avg Of B2-DB2	Avg Of H3-DB1
10/17/88	950.4	1021.6	735.4	782.0	890.0
10/18/88	943.5	1021.9	732.8	782.7	886.0
10/19/88	937.7	1021.6	728.3	782.7	879.2
10/20/88	934.8	1020.2	724.3	780.6	872.8
10/21/88	926.4	1014.3	718.4	777.8	863.1
10/22/88	918.3	1012.2	709.6	776.4	850.3
10/23/88	915.2	1006.5	701.4	771.9	838.1
10/24/88	913.9	1003.7	693.9	768.8	826.8
10/25/88	914.4	998.0	687.3	762.2	817.1
10/26/88	917.3	996.0	679.0	756.6	805.9
10/27/88	928.6	997.1	677.2	753.7	803.4
10/28/88	933.7	995.5	674.8	748.8	799.8
10/29/88	939.2	995.2	669.8	744.3	792.1
10/30/88	950.6	998.6	663.7	741.1	783.8
10/31/88	964.1	1003.1	662.0	743.2	789.2
11/1/88	974.7	1008.8	662.8	743.9	810.8
11/2/88	1002.2	1018.3	665.5	739.8	826.7
11/3/88	1016.3	1023.2	669.2	739.7	829.8
11/4/88	1031.7	1031.5	665.7	736.0	826.3
11/5/88	1048.3	1043.0	668.0	735.1	828.0
11/6/88	1067.4	1052.7	667.0	731.2	826.5
11/7/88	1086.9	1067.7	668.3	728.2	827.9
11/8/88	1105.3	1085.8	667.6	722.5	828.7
11/9/88	1121.1	1104.7	667.6	720.8	832.4
11/10/88	1131.2	1120.9	668.5	717.0	838.0
11/11/88	1130.4	1131.2	664.9	713.1	843.7
11/12/88	1138.4	1143.0	661.0	708.5	856.5
11/13/88	1152.3	1156.3	662.8	710.3	877.6
11/14/88	1136.9	1157.8	661.4	709.2	884.4
11/15/88	1138.3	1162.1	654.1	704.5	899.8
11/16/88	1158.7	1177.3	651.8	707.7	920.3
11/17/88	1172.2	1189.0	653.4	706.4	940.6
11/18/88	1181.2	1193.3	651.5	702.8	964.8
11/19/88	1187.5	1198.9	646.5	700.0	987.5
11/20/88	1201.5	1210.6	643.5	696.2	1014.8
11/21/88	1219.2	1225.8	640.5	691.7	1050.3
11/22/88	1240.0	1245.8	640.4	690.2	1082.2
11/23/88	1250.5	1259.3	641.2	687.5	1109.7
11/24/88	1238.5	1264.3	635.8	683.6	1123.0
11/25/88	1260.1	1276.1	637.2	682.1	1156.2
11/26/88	1252.5	1278.6	635.6	680.9	1180.5
11/27/88	1266.6	1284.8	632.3	678.9	1225.1
11/28/88	1289.4	1296.7	630.5	679.1	1271.1
11/29/88	1307.9	1307.2	628.1	678.1	1315.6
11/30/88	1323.2	1335.3	625.1	679.5	1354.4

## Daily DSM2 Model Output

Date	Avg Of B1-DB1	Avg Of B1-DB2	Avg Of B2-CDB1	Avg Of B2-DB2	Avg Of H3-DB1
12/1/88	1350.7	1356.4	628.8	678.9	1372.7
12/2/88	1355.4	1362.9	633.4	679.8	1377.7
12/3/88	1361.5	1375.8	635.6	680.6	1396.0
12/4/88	1364.2	1388.8	634.0	678.8	1422.2
12/5/88	1364.8	1399.1	634.3	677.8	1439.0
12/6/88	1360.5	1408.4	634.9	675.0	1450.0
12/7/88	1348.6	1414.6	635.1	673.6	1456.5
12/8/88	1327.8	1412.2	634.8	673.0	1447.5
12/9/88	1303.4	1406.5	635.7	672.4	1430.6
12/10/88	1277.4	1398.8	638.9	672.5	1400.9
12/11/88	1255.8	1389.5	641.7	672.7	1374.2
12/12/88	1243.9	1381.0	644.0	674.0	1358.0
12/13/88	1238.3	1372.1	645.6	674.8	1347.8
12/14/88	1242.0	1367.6	650.3	675.6	1344.8
12/15/88	1240.6	1352.4	650.2	676.4	1338.9
12/16/88	1240.3	1346.0	652.3	677.0	1339.5
12/17/88	1222.3	1336.1	651.7	676.4	1323.0
12/18/88	1194.5	1324.3	646.7	676.1	1292.8
12/19/88	1186.1	1312.6	643.8	675.1	1278.4
12/20/88	1181.6	1302.5	643.6	674.6	1265.0
12/21/88	1169.7	1285.6	641.7	672.3	1246.0
12/22/88	1174.4	1282.4	645.1	673.3	1245.1
12/23/88	1163.8	1266.9	640.0	671.5	1222.7
12/24/88	1184.1	1270.4	644.0	671.7	1226.9
12/25/88	1180.1	1270.2	650.8	674.6	1224.5
12/26/88	1181.7	1265.7	655.1	675.6	1210.9
12/27/88	1203.1	1269.8	658.5	676.5	1214.8
12/28/88	1213.2	1270.6	661.8	678.2	1220.2
12/29/88	1225.3	1271.7	660.7	678.6	1219.1
12/30/88	1239.9	1278.6	657.7	678.9	1235.4
12/31/88	1241.7	1283.4	658.6	682.5	1235.7
1/1/89	1239.2	1289.6	657.9	685.8	1219.8
1/2/89	1231.4	1292.9	656.4	686.0	1190.9
1/3/89	1221.2	1294.8	651.8	686.2	1163.9
1/4/89	1213.0	1293.6	649.3	685.8	1144.3
1/5/89	1203.1	1288.8	655.9	688.6	1129.2
1/6/89	1179.7	1277.6	657.8	688.9	1102.1
1/7/89	1176.0	1275.4	662.4	690.8	1091.3
1/8/89	1164.5	1269.4	665.7	694.0	1075.9
1/9/89	1158.3	1262.3	668.1	694.5	1064.1
1/10/89	1158.5	1260.3	674.0	698.3	1062.3
1/11/89	1154.8	1253.0	677.9	699.7	1058.8
1/12/89	1149.2	1239.2	677.4	701.4	1047.0
1/13/89	1148.5	1234.7	680.3	703.4	1046.1
1/14/89	1132.1	1229.4	681.4	705.5	1024.3

## Daily DSM2 Model Output

Date	Avg Of B1-DB1	Avg Of B1-DB2	Avg Of B2-CDB1	Avg Of B2-DB2	Avg Of H3-DB1
1/15/89	1102.1	1218.5	679.1	706.3	985.7
1/16/89	1068.4	1200.9	676.1	707.6	945.5
1/17/89	1038.2	1180.0	672.1	706.2	911.7
1/18/89	1016.6	1160.1	669.2	705.5	889.5
1/19/89	997.6	1143.4	668.4	708.4	872.4
1/20/89	979.0	1126.7	669.9	708.4	855.7
1/21/89	964.7	1114.0	670.8	710.0	843.1
1/22/89	956.6	1100.5	672.6	710.7	836.0
1/23/89	953.3	1091.4	680.9	714.4	832.9
1/24/89	950.0	1079.8	685.2	714.9	831.3
1/25/89	949.6	1062.4	687.7	718.8	830.2
1/26/89	945.3	1047.6	691.2	720.1	824.8
1/27/89	944.6	1044.3	695.9	722.3	824.0
1/28/89	934.4	1035.9	694.8	724.7	813.3
1/29/89	916.1	1025.0	693.5	726.2	794.7
1/30/89	880.5	1003.8	688.1	725.3	759.7
1/31/89	851.9	977.4	684.5	725.1	733.4
2/1/89	834.4	958.0	680.9	726.9	717.9
2/2/89	833.9	955.2	675.4	725.4	717.9
2/3/89	828.9	948.3	670.0	722.6	715.4
2/4/89	832.5	949.7	671.0	724.8	718.7
2/5/89	837.6	945.5	673.4	723.9	723.1
2/6/89	835.7	943.4	671.7	726.9	722.1
2/7/89	833.1	944.7	670.9	726.5	720.7
2/8/89	830.4	944.4	668.6	727.9	719.6
2/9/89	834.3	942.2	673.0	728.5	723.7
2/10/89	837.0	936.4	675.3	726.9	726.4
2/11/89	830.8	935.6	671.7	728.2	720.8
2/12/89	823.4	932.2	668.0	728.8	714.3
2/13/89	813.1	923.0	662.2	726.3	706.1
2/14/89	808.8	920.5	661.2	726.1	702.8
2/15/89	804.8	913.7	660.3	724.5	699.7
2/16/89	802.6	910.7	659.7	723.9	698.2
2/17/89	797.2	905.9	656.5	721.9	694.8
2/18/89	796.4	907.7	657.4	724.5	695.2
2/19/89	800.2	906.1	663.1	723.2	698.1
2/20/89	803.0	906.3	665.9	727.0	700.9
2/21/89	802.7	906.5	668.3	726.3	702.4
2/22/89	801.4	905.2	670.2	727.6	702.9
2/23/89	796.9	903.4	669.8	730.2	700.8
2/24/89	796.7	903.6	671.9	731.9	700.7
2/25/89	794.0	898.0	672.5	730.7	698.7
2/26/89	786.6	894.9	671.1	730.6	692.7
2/27/89	776.3	889.0	667.2	729.5	685.2
2/28/89	766.0	879.8	666.8	726.2	677.7

## Daily DSM2 Model Output

Date	Avg Of B1-DB1	Avg Of B1-DB2	Avg Of B2-CDB1	Avg Of B2-DB2	Avg Of H3-DB1
3/1/89	744.6	843.0	645.1	709.2	656.6
3/2/89	744.2	866.1	633.1	713.5	653.9
3/3/89	740.3	854.1	625.8	705.5	651.6
3/4/89	741.2	852.5	630.8	705.0	658.7
3/5/89	739.6	845.7	635.6	702.2	665.4
3/6/89	735.9	844.2	638.0	704.0	668.1
3/7/89	730.0	842.4	636.0	700.0	666.2
3/8/89	724.9	836.3	636.4	697.4	666.5
3/9/89	725.0	832.5	643.4	695.7	673.2
3/10/89	720.6	821.8	644.4	690.7	672.4
3/11/89	720.0	817.2	643.2	688.1	668.9
3/12/89	714.7	814.7	639.2	682.9	662.2
3/13/89	712.1	812.8	635.9	681.3	656.6
3/14/89	704.9	805.8	631.4	677.4	648.5
3/15/89	697.0	800.7	626.7	673.7	640.1
3/16/89	691.3	799.3	623.0	671.3	633.0
3/17/89	685.6	797.6	619.9	670.2	625.0
3/18/89	688.1	795.7	625.8	670.4	630.5
3/19/89	690.5	794.3	633.0	671.4	638.2
3/20/89	693.2	792.0	641.2	672.1	646.8
3/21/89	692.6	790.3	648.8	673.2	653.6
3/22/89	690.9	787.9	656.0	674.4	660.0
3/23/89	685.9	778.8	660.3	673.8	664.4
3/24/89	685.2	778.4	663.3	674.7	669.4
3/25/89	684.4	776.1	666.4	675.9	674.4
3/26/89	682.2	769.0	669.6	676.2	678.8
3/27/89	682.5	769.4	673.5	679.0	684.1
3/28/89	683.4	769.4	677.6	681.9	690.1
3/29/89	683.0	769.1	682.0	685.1	696.0
3/30/89	681.3	766.4	686.2	687.0	701.2
3/31/89	682.0	765.0	690.1	688.7	704.2
4/1/89	663.1	761.0	690.6	689.9	698.5
4/2/89	627.3	747.0	687.4	691.3	689.5
4/3/89	604.6	729.6	683.1	691.8	678.4
4/4/89	581.0	714.0	677.7	692.2	663.5
4/5/89	560.0	691.9	670.0	689.8	647.3
4/6/89	537.7	674.8	662.0	687.6	632.4
4/7/89	512.3	643.4	653.1	682.1	617.0
4/8/89	497.2	624.2	645.5	678.6	605.2
4/9/89	488.4	610.3	640.9	676.4	598.7
4/10/89	476.1	596.6	638.5	675.0	593.5
4/11/89	461.0	587.3	636.2	673.9	587.4
4/12/89	451.4	578.9	634.4	674.2	580.6
4/13/89	446.7	571.0	634.1	676.3	575.9
4/14/89	440.7	561.2	634.3	676.2	572.5



## Daily DSM2 Model Output

Date	Avg Of B1-DB1	Avg Of B1-DB2	Avg Of B2-CDB1	Avg Of B2-DB2	Avg Of H3-DB1
4/15/89	438.2	547.2	632.8	675.3	567.5
4/16/89	433.5	542.4	629.8	675.6	563.6
4/17/89	425.2	531.6	624.0	672.3	556.9
4/18/89	413.9	525.6	618.6	670.2	552.6
4/19/89	403.8	514.1	612.5	669.3	546.6
4/20/89	392.6	498.6	603.8	661.8	538.3
4/21/89	385.6	486.4	596.8	656.2	531.7
4/22/89	377.7	477.6	588.5	650.5	523.9
4/23/89	370.2	462.7	579.8	642.6	515.8
4/24/89	363.2	454.4	573.1	640.3	508.6
4/25/89	361.0	448.7	569.3	636.2	504.6
4/26/89	359.0	445.2	567.3	636.2	502.3
4/27/89	353.4	444.0	564.3	635.3	498.9
4/28/89	349.5	439.2	561.5	635.7	493.9
4/29/89	348.9	429.9	559.1	633.6	489.6
4/30/89	338.4	425.8	555.3	631.7	484.1
5/1/89	339.9	422.2	549.2	627.7	476.3
5/2/89	341.6	417.5	541.7	618.1	471.2
5/3/89	338.7	411.6	529.9	610.1	463.5
5/4/89	334.3	402.2	519.6	596.9	456.7
5/5/89	330.4	396.4	510.2	586.7	450.0
5/6/89	328.2	389.7	503.8	577.9	445.1
5/7/89	325.4	385.9	497.4	569.8	439.7
5/8/89	322.4	385.6	491.9	565.0	434.7
5/9/89	322.6	386.3	490.6	566.0	434.1
5/10/89	322.0	388.3	488.4	567.0	432.6
5/11/89	322.7	392.0	487.4	566.7	431.4
5/12/89	318.7	389.5	483.4	565.2	427.0
5/13/89	317.7	387.1	479.4	563.1	422.1
5/14/89	318.8	385.2	475.8	558.3	419.2
5/15/89	317.1	384.0	469.3	556.1	414.1
5/16/89	314.1	378.3	463.7	548.8	409.1
5/17/89	313.6	379.0	461.7	541.9	408.4
5/18/89	311.7	375.5	457.4	535.9	404.5
5/19/89	308.6	369.9	454.4	527.9	401.3
5/20/89	307.2	364.7	450.2	520.4	397.6
5/21/89	306.1	359.4	446.6	512.5	393.9
5/22/89	306.3	360.1	445.8	509.3	393.3
5/23/89	305.8	357.7	443.8	504.9	391.2
5/24/89	306.0	357.3	443.4	504.8	390.5
5/25/89	304.0	357.9	441.5	504.4	388.4
5/26/89	302.9	361.3	439.6	506.2	386.2
5/27/89	303.0	365.4	438.6	506.9	385.2
5/28/89	302.7	363.5	437.5	506.1	383.8
5/29/89	302.9	360.5	434.6	503.5	381.7

## Daily DSM2 Model Output

Date	Avg Of B1-DB1	Avg Of B1-DB2	Avg Of B2-CDB1	Avg Of B2-DB2	Avg Of H3-DB1
5/30/89	301.5	360.4	429.3	497.4	377.4
5/31/89	301.3	353.8	424.3	489.1	374.0
6/1/89	295.4	346.9	416.8	477.2	370.3
6/2/89	292.7	343.5	412.7	470.3	363.4
6/3/89	291.0	337.9	410.1	463.0	356.9
6/4/89	290.8	337.1	409.5	461.4	354.1
6/5/89	290.8	337.7	410.0	459.1	353.1
6/6/89	290.0	337.6	409.7	460.5	350.5
6/7/89	288.5	337.8	408.8	458.9	346.9
6/8/89	287.5	338.9	407.8	459.3	343.7
6/9/89	287.3	342.2	406.6	462.1	341.6
6/10/89	289.8	344.3	405.7	464.2	342.1
6/11/89	291.9	343.3	404.4	463.3	342.5
6/12/89	290.5	342.9	398.9	459.7	339.4
6/13/89	287.5	343.8	393.9	456.5	333.5
6/14/89	285.3	343.4	390.4	452.5	328.5
6/15/89	284.1	334.7	388.6	445.4	324.5
6/16/89	283.3	333.7	387.0	440.2	321.5
6/17/89	282.6	328.7	384.8	433.7	318.5
6/18/89	282.1	325.2	382.1	430.4	316.1
6/19/89	282.8	327.4	381.8	428.7	315.8
6/20/89	281.1	324.5	379.2	428.0	312.5
6/21/89	280.0	324.0	376.0	424.8	309.4
6/22/89	278.6	325.2	372.3	425.4	306.2
6/23/89	281.5	327.2	372.9	426.4	308.2
6/24/89	283.5	330.8	373.9	427.0	309.5
6/25/89	285.4	332.6	374.7	428.0	309.9
6/26/89	284.8	332.8	371.5	429.5	307.4
6/27/89	287.6	332.6	370.1	426.2	308.8
6/28/89	287.0	330.0	366.6	421.5	306.6
6/29/89	287.7	330.5	365.5	419.3	305.9
6/30/89	288.9	329.0	364.8	415.1	306.0
7/1/89	289.9	326.5	364.2	410.2	305.5
7/2/89	290.4	328.1	359.4	409.1	304.5
7/3/89	293.0	328.2	356.6	406.2	305.9
7/4/89	296.1	330.0	355.2	404.6	307.9
7/5/89	300.3	333.7	355.5	405.2	311.0
7/6/89	305.3	336.0	356.4	404.4	315.0
7/7/89	311.4	340.8	357.9	406.4	320.1
7/8/89	319.0	344.7	361.0	406.4	327.1
7/9/89	326.0	347.8	363.4	406.9	333.5
7/10/89	332.1	353.0	366.6	408.7	339.4
7/11/89	337.0	358.2	366.3	410.3	343.4
7/12/89	341.5	362.1	364.7	408.4	347.2
7/13/89	348.3	367.0	364.7	407.8	353.2

## Daily DSM2 Model Output

Date	Avg Of B1-DB1	Avg Of B1-DB2	Avg Of B2-CDB1	Avg Of B2-DB2	Avg Of H3-DB1
7/14/89	354.8	371.2	365.2	405.4	359.2
7/15/89	360.3	374.5	365.2	402.7	364.3
7/16/89	364.5	377.9	363.8	399.6	368.0
7/17/89	370.9	383.8	364.0	400.8	374.1
7/18/89	376.7	388.9	363.8	401.0	379.6
7/19/89	383.5	394.6	363.8	402.2	386.0
7/20/89	392.4	400.1	364.9	402.5	394.5
7/21/89	403.0	407.3	366.5	405.0	404.8
7/22/89	416.2	416.2	370.4	407.1	417.8
7/23/89	429.4	426.4	375.4	408.8	430.9
7/24/89	440.3	432.3	378.4	411.8	441.7
7/25/89	452.1	442.5	380.7	413.9	453.3
7/26/89	463.5	453.5	382.2	415.7	464.4
7/27/89	470.3	463.6	383.2	417.6	471.1
7/28/89	476.6	472.0	383.5	417.4	477.1
7/29/89	480.8	480.4	382.9	416.7	481.3
7/30/89	482.4	486.7	380.9	418.2	482.7
7/31/89	483.4	492.0	378.2	416.1	483.6
8/1/89	487.6	498.4	374.1	416.2	487.4
8/2/89	488.9	503.5	374.5	418.2	488.7
8/3/89	490.7	508.8	371.8	418.8	490.1
8/4/89	493.3	513.9	370.7	418.9	492.6
8/5/89	495.6	520.6	370.6	421.2	494.7
8/6/89	496.2	521.7	370.1	420.7	495.1
8/7/89	496.3	525.3	369.6	422.5	495.2
8/8/89	494.8	527.9	367.6	421.4	493.6
8/9/89	491.7	530.2	365.5	421.5	490.5
8/10/89	488.6	530.2	363.0	417.6	487.3
8/11/89	484.7	529.2	359.3	413.6	483.6
8/12/89	480.8	527.8	357.4	411.6	479.7
8/13/89	476.2	526.0	354.0	409.0	475.1
8/14/89	470.0	522.5	349.8	405.0	468.8
8/15/89	465.2	520.3	345.3	403.1	463.9
8/16/89	463.6	517.5	343.0	400.3	462.2
8/17/89	462.6	516.4	340.3	399.3	461.1
8/18/89	464.9	514.5	338.5	397.4	463.1
8/19/89	467.0	511.7	333.8	392.9	464.9
8/20/89	473.1	513.9	335.1	394.1	470.9
8/21/89	476.5	514.0	333.7	392.1	474.2
8/22/89	479.4	516.3	331.5	389.5	477.0
8/23/89	482.4	516.4	327.9	387.9	479.9
8/24/89	486.8	519.2	325.2	385.7	484.1
8/25/89	492.4	521.3	324.0	382.3	489.5
8/26/89	494.9	523.1	323.1	379.4	492.0
8/27/89	498.8	524.9	321.7	376.2	495.6

## Daily DSM2 Model Output

Date	Avg Of B1-DB1	Avg Of B1-DB2	Avg Of B2-CDB1	Avg Of B2-DB2	Avg Of H3-DB1
8/28/89	503.2	528.7	319.9	375.7	499.7
8/29/89	510.0	533.5	318.7	376.7	506.1
8/30/89	520.0	538.3	317.0	376.0	515.6
8/31/89	532.0	544.1	320.1	373.7	527.1
9/1/89	539.9	546.5	319.2	369.1	534.7
9/2/89	544.4	551.8	322.8	370.6	539.4
9/3/89	556.0	556.1	322.0	369.7	550.7
9/4/89	566.0	561.3	320.9	369.4	560.5
9/5/89	577.7	567.2	319.0	367.0	571.9
9/6/89	591.7	576.5	318.3	364.4	585.5
9/7/89	602.3	586.0	318.5	360.9	595.7
9/8/89	612.5	594.6	318.0	359.6	605.6
9/9/89	619.2	600.7	317.7	358.6	612.1
9/10/89	624.7	607.2	317.6	356.1	617.4
9/11/89	629.8	614.0	317.7	354.6	622.3
9/12/89	633.4	621.0	319.2	352.6	625.8
9/13/89	638.4	629.0	319.2	351.7	630.7
9/14/89	647.9	637.1	320.6	351.1	640.0
9/15/89	658.4	644.4	320.9	348.8	650.3
9/16/89	670.6	655.3	322.3	349.2	661.4
9/17/89	691.1	664.6	323.5	348.3	678.6
9/18/89	698.6	673.1	324.4	348.4	684.3
9/19/89	707.1	682.6	325.6	347.8	690.1
9/20/89	716.4	690.6	326.2	347.1	697.8
9/21/89	728.3	699.3	326.5	347.2	708.1
9/22/89	741.3	708.1	327.1	348.0	720.4
9/23/89	756.0	720.2	327.3	347.3	735.8
9/24/89	768.8	732.5	328.3	346.8	750.1
9/25/89	775.8	744.1	329.3	347.4	758.8
9/26/89	782.8	755.1	330.3	347.3	766.9
9/27/89	790.6	769.0	331.0	347.8	775.6
9/28/89	801.8	786.5	331.7	347.5	787.3
9/29/89	806.4	788.5	332.5	348.6	792.5
9/30/89	812.9	796.9	332.4	350.0	800.5
10/1/89	823.7	810.3	331.5	350.4	810.4
10/2/89	834.1	822.6	332.3	349.6	810.8
10/3/89	838.8	831.2	333.6	351.7	805.4
10/4/89	847.3	843.6	334.4	351.2	804.3
10/5/89	854.7	853.4	335.7	352.4	807.6
10/6/89	857.1	863.0	337.0	352.9	808.9
10/7/89	856.0	868.3	337.9	354.1	807.1
10/8/89	855.2	874.1	338.7	355.0	806.3
10/9/89	851.6	879.8	339.6	356.1	807.5
10/10/89	846.2	883.5	340.6	356.4	805.3
10/11/89	841.5	885.8	341.4	357.7	802.0

## Daily DSM2 Model Output

Date	Avg Of B1-DB1	Avg Of B1-DB2	Avg Of B2-CDB1	Avg Of B2-DB2	Avg Of H3-DB1
10/12/89	837.0	884.8	341.0	357.8	795.9
10/13/89	835.1	888.5	341.4	358.5	790.5
10/14/89	836.4	888.2	342.3	358.7	784.5
10/15/89	836.7	889.4	341.8	359.1	777.6
10/16/89	839.5	889.9	340.8	358.9	775.0
10/17/89	841.9	891.5	340.0	357.2	771.7
10/18/89	842.7	893.1	339.5	357.2	765.4
10/19/89	848.2	897.9	339.4	357.6	761.2
10/20/89	851.5	899.8	340.1	358.6	757.0
10/21/89	854.6	902.9	341.9	359.8	754.2
10/22/89	856.0	906.1	343.0	360.5	748.1
10/23/89	865.0	910.1	345.5	361.6	749.5
10/24/89	864.6	912.8	346.9	361.8	742.0
10/25/89	864.8	912.3	349.2	362.8	732.7
10/26/89	864.3	914.0	352.1	363.7	723.2
10/27/89	869.4	915.3	356.0	365.1	716.4
10/28/89	875.0	918.4	359.3	367.2	711.6
10/29/89	879.2	922.1	360.3	368.6	708.9
10/30/89	877.0	923.7	360.0	368.1	700.5
10/31/89	875.2	928.3	361.1	368.8	697.0
11/1/89	866.2	926.5	363.4	370.9	691.9
11/2/89	856.1	924.7	365.7	371.2	681.9
11/3/89	849.4	923.7	367.5	372.0	670.6
11/4/89	839.9	922.5	369.7	373.4	660.8
11/5/89	836.5	923.9	371.8	373.9	655.1
11/6/89	833.5	922.3	374.0	374.7	651.3
11/7/89	829.4	917.6	376.2	376.5	644.7
11/8/89	823.7	909.8	377.3	377.1	633.3
11/9/89	812.0	905.0	377.2	378.2	618.3
11/10/89	800.8	896.0	376.6	378.4	602.5
11/11/89	796.1	889.8	376.5	378.9	593.2
11/12/89	791.9	880.0	377.3	378.1	586.4
11/13/89	784.9	869.8	378.7	378.5	578.2
11/14/89	781.5	866.3	379.7	379.7	571.4
11/15/89	779.8	860.7	381.3	380.9	567.6
11/16/89	781.9	859.5	382.9	382.1	567.7
11/17/89	785.7	858.3	384.7	383.6	569.1
11/18/89	787.4	856.2	387.0	384.7	570.0
11/19/89	793.9	856.6	389.1	385.7	573.6
11/20/89	806.6	858.5	390.4	386.9	582.3
11/21/89	808.3	856.7	391.2	388.9	582.9
11/22/89	808.7	856.6	391.2	389.4	584.2
11/23/89	807.1	857.4	391.0	390.7	582.3
11/24/89	809.5	857.5	390.5	391.1	583.5
11/25/89	813.2	861.0	390.6	392.6	586.4

## Daily DSM2 Model Output

Date	Avg Of B1-DB1	Avg Of B1-DB2	Avg Of B2-CDB1	Avg Of B2-DB2	Avg Of H3-DB1
11/26/89	809.2	857.8	392.6	394.1	585.0
11/27/89	806.1	856.3	394.7	394.6	583.9
11/28/89	809.2	856.6	395.5	395.8	585.8
11/29/89	810.7	857.7	395.4	396.2	588.2
11/30/89	805.3	856.0	397.0	398.9	587.3
12/1/89	801.0	858.0	400.6	400.6	587.3
12/2/89	796.9	859.0	404.0	402.6	587.4
12/3/89	797.3	859.9	407.3	404.5	589.9
12/4/89	800.0	861.9	410.7	406.0	593.3
12/5/89	802.7	861.4	413.9	408.0	596.8
12/6/89	804.3	859.8	416.1	410.1	599.8
12/7/89	807.5	859.6	416.9	412.3	603.6
12/8/89	805.4	859.8	417.2	413.6	605.4
12/9/89	801.3	858.2	417.0	415.1	605.8
12/10/89	797.6	855.3	417.2	416.8	605.9
12/11/89	793.7	853.7	418.3	418.8	605.3
12/12/89	788.0	850.2	419.1	419.9	603.7
12/13/89	786.4	848.7	420.3	421.4	604.2
12/14/89	782.4	845.9	421.9	422.6	603.2
12/15/89	778.9	844.5	423.6	424.3	602.7
12/16/89	777.4	846.4	425.9	426.0	603.5
12/17/89	777.4	845.6	428.9	427.9	605.3
12/18/89	782.5	846.7	431.9	429.5	609.6
12/19/89	784.2	845.2	434.0	431.9	612.3
12/20/89	785.4	844.8	434.9	433.4	615.0
12/21/89	784.4	843.6	435.4	435.0	617.4
12/22/89	778.5	841.5	435.8	436.8	618.9
12/23/89	778.5	838.5	434.9	438.0	623.1
12/24/89	781.8	837.0	433.4	439.1	629.1
12/25/89	784.2	835.1	431.5	440.2	633.9
12/26/89	784.9	833.9	430.0	440.5	637.1
12/27/89	782.2	834.4	429.6	440.9	637.0
12/28/89	779.2	832.0	430.7	441.8	636.5
12/29/89	775.8	832.4	432.7	443.1	635.6
12/30/89	773.5	832.1	435.1	444.9	635.5
12/31/89	776.8	837.5	438.9	451.0	639.3
1/1/90	797.2	840.1	448.5	455.4	656.8
1/2/90	809.5	844.3	458.7	460.0	669.8
1/3/90	820.5	846.5	465.7	464.4	682.6
1/4/90	830.3	850.5	470.0	468.5	695.3
1/5/90	838.0	855.9	473.0	472.5	708.6
1/6/90	842.5	862.6	476.4	477.8	719.7
1/7/90	841.6	869.0	479.8	480.9	723.4
1/8/90	836.5	872.1	483.5	484.6	721.4
1/9/90	827.9	872.9	487.4	490.3	716.5

## Daily DSM2 Model Output

Date	Avg Of B1-DB1	Avg Of B1-DB2	Avg Of B2-CDB1	Avg Of B2-DB2	Avg Of H3-DB1
1/10/90	823.3	873.2	490.7	492.7	714.7
1/11/90	821.0	872.1	493.6	495.2	714.9
1/12/90	822.4	874.3	497.6	499.1	716.7
1/13/90	824.8	874.9	503.9	502.7	719.2
1/14/90	825.9	877.5	511.7	507.4	721.0
1/15/90	829.1	877.8	518.5	510.9	724.3
1/16/90	833.9	879.8	523.8	514.9	728.9
1/17/90	836.2	880.2	527.7	518.0	730.9
1/18/90	833.2	880.7	531.0	523.1	729.5
1/19/90	823.0	879.7	534.4	527.0	722.6
1/20/90	802.9	874.8	538.1	532.1	707.5
1/21/90	783.3	867.8	540.1	535.9	691.8
1/22/90	765.0	858.2	543.6	539.5	677.5
1/23/90	747.5	849.9	547.5	543.4	663.5
1/24/90	730.4	840.4	550.5	547.3	650.0
1/25/90	718.6	833.3	553.9	549.4	640.7
1/26/90	708.3	820.9	560.3	553.7	633.9
1/27/90	695.9	814.3	564.9	558.0	625.1
1/28/90	689.6	798.9	568.0	561.3	620.1
1/29/90	677.7	780.6	570.5	564.3	611.6
1/30/90	677.1	765.1	574.0	567.2	610.7
1/31/90	666.1	759.4	576.9	572.9	599.9
2/1/90	662.8	758.1	580.8	577.2	599.5
2/2/90	630.0	743.0	583.0	584.0	576.2
2/3/90	616.8	729.2	581.9	586.4	565.9
2/4/90	596.3	708.9	585.1	589.3	551.7
2/5/90	581.1	696.3	586.0	593.0	542.2
2/6/90	576.6	687.9	588.9	597.2	539.8
2/7/90	569.6	677.9	590.7	599.6	536.7
2/8/90	562.1	671.0	592.6	602.5	531.3
2/9/90	557.8	661.2	596.5	606.8	530.2
2/10/90	552.0	653.6	598.7	608.7	527.1
2/11/90	550.5	641.0	600.5	613.7	524.9
2/12/90	548.7	633.2	604.9	616.2	524.7
2/13/90	545.3	628.8	609.5	620.1	523.5
2/14/90	540.4	622.7	612.8	625.4	520.8
2/15/90	519.3	609.4	610.4	627.1	503.4
2/16/90	526.7	598.6	611.2	630.0	509.2
2/17/90	503.7	589.7	612.5	633.8	491.0
2/18/90	490.1	582.2	616.5	636.8	486.3
2/19/90	479.9	573.8	619.6	639.6	482.8
2/20/90	469.0	561.1	621.4	640.4	474.2
2/21/90	465.6	553.5	623.4	644.0	471.3
2/22/90	463.7	549.4	626.6	645.5	474.0
2/23/90	464.6	543.3	630.4	649.0	477.3

## Daily DSM2 Model Output

Date	Avg Of B1-DB1	Avg Of B1-DB2	Avg Of B2-CDB1	Avg Of B2-DB2	Avg Of H3-DB1
2/24/90	463.8	536.5	633.4	650.0	477.7
2/25/90	462.3	528.2	637.1	653.3	476.7
2/26/90	460.0	520.3	640.8	656.6	476.3
2/27/90	454.7	515.3	644.3	660.3	471.8
2/28/90	442.4	503.5	645.4	659.5	465.6
3/1/90	436.1	502.6	642.1	659.8	462.6
3/2/90	437.1	501.0	635.8	659.6	465.6
3/3/90	438.8	499.0	626.5	658.1	471.0
3/4/90	443.8	501.0	618.3	657.4	477.7
3/5/90	448.1	501.6	613.4	655.7	483.9
3/6/90	449.3	500.1	607.6	652.5	488.8
3/7/90	452.6	501.7	605.1	651.5	493.3
3/8/90	454.8	506.3	604.2	652.9	497.0
3/9/90	456.3	505.7	604.4	650.7	500.4
3/10/90	459.6	508.6	606.3	651.4	503.4
3/11/90	462.0	508.2	608.1	650.0	506.4
3/12/90	466.0	510.7	611.6	652.3	510.2
3/13/90	467.6	513.9	611.3	650.3	513.4
3/14/90	466.8	512.9	606.8	647.0	515.2
3/15/90	465.1	514.9	600.3	645.3	515.4
3/16/90	463.1	514.0	593.2	639.6	514.0
3/17/90	461.6	515.1	586.8	637.7	512.3
3/18/90	460.9	516.0	582.9	635.5	511.5
3/19/90	459.9	515.9	580.4	633.8	511.5
3/20/90	458.6	515.7	578.0	630.7	511.5
3/21/90	456.2	515.5	575.2	628.3	510.0
3/22/90	456.0	517.4	573.7	628.4	509.4
3/23/90	456.7	516.6	574.9	625.8	509.8
3/24/90	459.4	517.9	578.3	625.7	512.0
3/25/90	461.6	518.9	580.2	623.4	514.4
3/26/90	461.5	516.1	579.0	619.6	515.6
3/27/90	459.8	514.7	574.2	613.1	514.8
3/28/90	457.9	511.8	568.9	608.3	513.1
3/29/90	455.8	510.4	564.2	602.3	511.4
3/30/90	456.2	510.6	561.8	600.5	511.7
3/31/90	454.6	509.4	558.6	598.8	511.3
4/1/90	453.9	508.1	558.8	598.0	511.9
4/2/90	452.5	507.8	560.7	598.2	512.6
4/3/90	450.4	509.1	563.5	598.8	512.8
4/4/90	448.3	510.3	565.7	598.9	512.3
4/5/90	447.1	512.0	567.4	600.6	511.8
4/6/90	445.4	510.2	568.6	601.4	510.9
4/7/90	446.0	511.8	570.2	602.8	511.2
4/8/90	447.9	512.7	572.0	603.6	512.9
4/9/90	447.8	509.1	572.7	602.2	513.5



## Daily DSM2 Model Output

Date	Avg Of B1-DB1	Avg Of B1-DB2	Avg Of B2-CDB1	Avg Of B2-DB2	Avg Of H3-DB1
4/10/90	448.3	509.3	573.5	602.8	514.6
4/11/90	447.3	507.8	572.4	604.0	514.3
4/12/90	445.0	506.7	569.1	600.5	512.1
4/13/90	442.7	506.6	565.4	600.4	509.4
4/14/90	438.3	502.3	560.3	596.3	504.8
4/15/90	434.3	501.5	555.5	596.3	500.3
4/16/90	431.8	505.2	552.9	599.2	497.7
4/17/90	431.4	505.8	552.4	599.7	497.3
4/18/90	433.1	506.8	554.9	600.8	499.4
4/19/90	433.6	506.8	557.8	600.8	501.0
4/20/90	434.7	508.3	561.1	601.4	502.8
4/21/90	435.2	505.2	561.8	600.7	503.4
4/22/90	434.2	504.4	559.6	600.5	502.3
4/23/90	435.6	504.1	558.2	598.3	502.7
4/24/90	436.8	499.2	556.4	595.6	503.2
4/25/90	436.6	495.7	554.1	592.2	503.3
4/26/90	434.8	492.5	549.9	589.5	501.6
4/27/90	432.7	490.5	545.3	587.7	499.0
4/28/90	431.9	489.5	542.5	586.3	497.6
4/29/90	431.5	490.8	541.3	587.0	497.2
4/30/90	432.3	491.6	540.9	586.8	497.8
5/1/90	430.7	490.2	539.1	584.6	496.4
5/2/90	430.0	489.7	538.3	583.8	495.5
5/3/90	429.8	487.9	537.9	581.4	494.6
5/4/90	429.2	487.5	535.6	580.3	492.8
5/5/90	426.9	483.7	530.6	576.6	489.2
5/6/90	424.1	481.6	524.9	573.7	484.9
5/7/90	420.1	477.9	517.2	568.2	479.2
5/8/90	417.0	473.5	511.0	562.7	474.1
5/9/90	414.8	470.3	505.6	558.8	469.9
5/10/90	413.2	463.6	500.8	550.3	466.1
5/11/90	413.3	463.4	498.5	549.4	464.6
5/12/90	413.5	460.4	496.3	544.8	463.2
5/13/90	413.0	460.0	494.4	543.7	461.9
5/14/90	413.7	460.2	493.9	543.5	461.7
5/15/90	413.9	460.3	493.5	543.1	461.5
5/16/90	413.4	461.1	492.4	541.3	461.0
5/17/90	412.7	461.8	492.1	542.0	460.2
5/18/90	410.8	458.8	491.4	540.1	458.4
5/19/90	408.8	457.9	489.0	538.3	455.8
5/20/90	406.3	454.5	485.7	533.9	452.5
5/21/90	403.5	450.2	481.6	528.7	448.8
5/22/90	401.1	444.6	478.3	521.5	445.6
5/23/90	401.2	441.3	477.6	517.2	445.1
5/24/90	401.8	438.0	477.3	513.7	445.0

## Daily DSM2 Model Output

Date	Avg Of B1-DB1	Avg Of B1-DB2	Avg Of B2-CDB1	Avg Of B2-DB2	Avg Of H3-DB1
5/25/90	403.0	436.5	477.6	511.6	445.7
5/26/90	402.0	434.2	476.3	508.4	444.5
5/27/90	402.3	434.6	476.5	507.8	444.8
5/28/90	404.7	435.9	478.8	509.0	447.1
5/29/90	406.2	437.4	480.0	510.1	448.4
5/30/90	408.4	439.8	482.3	512.0	450.9
5/31/90	409.1	443.2	484.6	514.5	452.2
6/1/90	408.1	442.7	482.8	513.8	451.2
6/2/90	408.7	445.1	482.2	515.3	451.6
6/3/90	409.0	442.9	480.8	512.5	451.1
6/4/90	409.8	443.8	480.1	512.2	451.3
6/5/90	411.7	445.7	480.3	512.6	452.2
6/6/90	414.3	445.6	481.0	511.1	453.8
6/7/90	416.6	445.6	481.4	510.2	455.0
6/8/90	418.0	446.1	480.6	508.9	455.3
6/9/90	420.0	448.7	480.5	509.8	456.3
6/10/90	422.5	451.1	481.3	510.8	458.2
6/11/90	423.3	453.9	481.3	512.3	458.5
6/12/90	423.5	454.7	481.5	512.6	458.5
6/13/90	423.3	457.9	481.2	515.0	458.0
6/14/90	423.7	460.1	481.2	516.8	458.0
6/15/90	423.1	463.8	480.3	519.6	456.8
6/16/90	420.9	462.0	477.1	517.7	454.1
6/17/90	421.8	465.6	475.0	519.6	454.0
6/18/90	420.5	461.3	470.2	513.3	451.9
6/19/90	419.1	460.9	465.8	510.7	449.8
6/20/90	419.0	459.1	462.7	506.2	449.0
6/21/90	419.7	457.3	460.7	501.7	449.0
6/22/90	420.3	456.6	459.6	499.1	449.2
6/23/90	421.4	457.1	459.9	498.4	450.1
6/24/90	423.3	460.5	461.5	501.0	451.9
6/25/90	424.3	460.7	462.8	500.7	452.7
6/26/90	423.9	461.9	462.8	501.6	452.1
6/27/90	423.7	464.1	462.7	503.4	451.4
6/28/90	423.0	466.5	461.8	505.5	449.9
6/29/90	424.8	469.9	463.0	508.4	450.5
6/30/90	434.8	474.3	464.3	508.5	458.1
7/1/90	443.0	476.6	466.6	508.9	459.3
7/2/90	451.5	477.9	470.0	507.4	463.8
7/3/90	459.7	480.1	474.3	507.2	469.8
7/4/90	467.1	483.3	478.4	509.6	475.6
7/5/90	473.9	486.5	482.3	508.4	480.7
7/6/90	480.8	492.1	486.7	510.6	486.5
7/7/90	487.8	496.5	491.0	512.7	492.5
7/8/90	494.0	501.9	494.6	514.8	498.1

## Daily DSM2 Model Output

Date	Avg Of B1-DB1	Avg Of B1-DB2	Avg Of B2-CDB1	Avg Of B2-DB2	Avg Of H3-DB1
7/9/90	501.8	507.6	498.1	518.5	505.2
7/10/90	511.2	513.5	501.8	520.9	513.9
7/11/90	523.1	520.4	505.7	524.0	525.0
7/12/90	536.5	528.8	510.0	527.0	537.8
7/13/90	552.0	536.7	515.5	531.3	552.8
7/14/90	568.3	546.1	524.6	535.0	568.6
7/15/90	586.1	558.7	535.7	541.6	585.1
7/16/90	600.6	571.3	545.8	547.4	598.8
7/17/90	614.5	584.8	554.3	553.6	611.0
7/18/90	629.3	601.8	562.4	561.4	624.8
7/19/90	637.6	613.5	568.6	565.9	633.1
7/20/90	646.0	624.6	573.4	571.0	641.6
7/21/90	654.1	635.0	577.5	575.9	649.5
7/22/90	663.6	644.4	580.6	580.9	659.0
7/23/90	677.7	654.3	584.7	584.8	672.7
7/24/90	692.5	665.8	589.7	589.8	687.0
7/25/90	707.2	679.5	594.9	593.6	701.6
7/26/90	725.3	690.3	601.3	599.9	718.5
7/27/90	738.5	696.1	611.3	603.9	732.9
7/28/90	752.8	709.0	626.0	611.6	747.1
7/29/90	766.1	722.0	641.5	619.6	759.5
7/30/90	775.0	735.6	654.1	629.0	767.6
7/31/90	777.3	749.4	662.2	636.0	769.9
8/1/90	781.2	764.9	675.3	648.8	773.5
8/2/90	777.8	772.2	684.2	657.1	770.5
8/3/90	771.0	777.7	685.5	665.6	764.0
8/4/90	763.6	781.1	683.7	672.3	757.0
8/5/90	758.8	784.5	682.0	678.2	752.1
8/6/90	755.8	788.4	680.6	683.8	748.9
8/7/90	755.0	790.1	679.4	686.9	747.9
8/8/90	754.1	792.6	678.1	690.9	746.8
8/9/90	756.4	794.5	679.5	694.5	748.9
8/10/90	759.9	798.2	682.5	699.8	752.3
8/11/90	763.0	800.4	686.1	703.8	755.3
8/12/90	765.6	802.5	689.7	708.0	757.8
8/13/90	765.8	805.6	692.1	713.8	757.9
8/14/90	767.7	807.8	695.5	717.6	759.8
8/15/90	766.9	808.8	696.2	720.4	759.2
8/16/90	762.4	807.5	694.3	721.4	754.8
8/17/90	759.0	806.1	693.0	722.4	751.5
8/18/90	754.4	806.4	691.0	724.4	747.1
8/19/90	750.8	805.4	689.4	725.1	743.6
8/20/90	750.3	806.9	689.7	727.8	743.2
8/21/90	750.3	805.6	690.2	728.3	743.3
8/22/90	754.6	808.7	695.1	732.3	747.7

## Daily DSM2 Model Output

Date	Avg Of B1-DB1	Avg Of B1-DB2	Avg Of B2-CDB1	Avg Of B2-DB2	Avg Of H3-DB1
8/23/90	763.2	811.0	704.1	735.6	756.4
8/24/90	766.9	813.2	709.3	739.2	760.2
8/25/90	770.1	814.8	714.5	742.1	763.6
8/26/90	775.3	817.7	721.6	746.5	768.9
8/27/90	777.6	818.6	726.1	749.4	771.3
8/28/90	778.8	820.5	729.2	752.8	772.7
8/29/90	779.2	822.6	731.3	756.3	773.2
8/30/90	778.3	823.6	732.3	759.2	772.6
8/31/90	777.3	822.9	732.7	760.3	771.9
9/1/90	772.2	823.2	728.4	761.2	767.4
9/2/90	766.0	823.7	721.8	761.6	762.6
9/3/90	763.8	822.9	717.5	762.3	761.3
9/4/90	761.7	823.3	714.2	763.3	759.5
9/5/90	763.2	824.0	715.1	764.8	761.4
9/6/90	762.5	823.3	714.1	764.7	760.9
9/7/90	764.1	821.9	713.9	764.2	763.2
9/8/90	766.7	822.2	716.6	765.3	765.9
9/9/90	770.4	823.5	720.2	766.5	770.0
9/10/90	773.6	823.1	723.6	767.3	773.3
9/11/90	774.0	823.1	724.2	766.2	774.1
9/12/90	775.5	824.8	724.6	767.9	775.8
9/13/90	778.9	825.9	727.7	769.0	778.8
9/14/90	778.0	825.0	728.7	769.5	777.1
9/15/90	775.8	824.5	727.8	769.2	774.8
9/16/90	775.6	826.8	727.7	770.9	773.8
9/17/90	779.0	829.7	730.0	772.4	776.1
9/18/90	782.1	832.2	731.6	774.3	779.0
9/19/90	785.2	832.4	733.3	775.7	782.0
9/20/90	790.7	835.2	737.1	778.3	787.5
9/21/90	795.4	836.8	740.6	780.1	792.4
9/22/90	798.7	837.8	741.9	780.1	796.0
9/23/90	806.3	841.4	744.2	782.4	803.8
9/24/90	816.9	845.0	750.0	784.2	815.0
9/25/90	827.6	850.9	756.5	786.5	826.2
9/26/90	835.6	855.5	761.2	789.3	834.3
9/27/90	839.9	858.4	764.3	790.8	838.5
9/28/90	845.9	863.2	767.6	794.2	844.7
9/29/90	852.0	869.0	771.6	795.6	851.0
9/30/90	857.8	876.0	775.6	798.5	856.1
10/1/90	867.8	882.5	777.0	800.5	857.2
10/2/90	878.8	889.3	774.1	801.4	853.5
10/3/90	892.1	898.7	770.1	803.0	850.5
10/4/90	907.7	908.9	766.8	803.1	850.7
10/5/90	922.7	919.5	764.9	804.0	852.6
10/6/90	937.9	932.7	765.1	804.5	856.9

## Daily DSM2 Model Output

Date	Avg Of B1-DB1	Avg Of B1-DB2	Avg Of B2-CDB1	Avg Of B2-DB2	Avg Of H3-DB1
10/7/90	947.7	942.9	765.5	803.6	859.5
10/8/90	960.0	954.4	763.2	803.0	859.1
10/9/90	976.8	967.1	760.3	802.9	860.0
10/10/90	992.0	978.4	759.2	804.6	863.9
10/11/90	1003.3	988.3	758.7	805.2	868.0
10/12/90	1016.3	1000.4	756.4	804.2	871.0
10/13/90	1031.2	1014.2	756.2	802.9	876.8
10/14/90	1044.7	1024.3	757.4	804.1	883.9
10/15/90	1060.1	1036.7	755.2	803.9	890.7
10/16/90	1078.0	1052.1	758.0	804.4	904.3
10/17/90	1094.6	1068.1	766.9	806.4	920.7
10/18/90	1108.5	1086.8	774.8	807.9	932.3
10/19/90	1121.0	1102.1	779.2	809.8	938.5
10/20/90	1129.2	1115.2	781.4	811.8	941.0
10/21/90	1140.0	1132.8	783.5	812.9	944.8
10/22/90	1149.7	1146.0	786.0	815.0	948.9
10/23/90	1151.5	1157.2	785.1	815.4	946.1
10/24/90	1156.0	1165.8	782.3	816.9	942.2
10/25/90	1160.5	1174.0	778.7	816.0	938.6
10/26/90	1165.9	1186.8	775.3	817.0	936.5
10/27/90	1170.6	1196.6	773.2	818.9	935.5
10/28/90	1172.8	1202.6	772.3	818.5	931.8
10/29/90	1172.2	1210.4	771.0	818.9	926.6
10/30/90	1171.3	1219.8	762.7	815.9	915.5
10/31/90	1171.5	1226.4	758.7	814.2	910.8
11/1/90	1169.6	1228.3	754.3	810.4	901.6
11/2/90	1168.7	1231.6	746.7	806.4	896.5
11/3/90	1167.0	1232.8	739.0	800.7	888.3
11/4/90	1167.2	1235.2	732.6	794.5	880.7
11/5/90	1166.0	1240.3	730.1	792.0	874.1
11/6/90	1160.1	1237.4	726.7	788.7	866.6
11/7/90	1157.8	1240.7	721.4	787.8	861.2
11/8/90	1161.1	1243.9	715.9	789.2	860.0
11/9/90	1166.9	1247.6	710.8	788.4	860.6
11/10/90	1174.6	1246.6	706.7	783.3	861.9
11/11/90	1176.4	1248.9	703.7	780.7	861.2
11/12/90	1173.0	1251.8	696.1	777.7	853.9
11/13/90	1172.1	1253.8	691.0	773.7	850.6
11/14/90	1168.4	1254.3	687.4	768.3	845.5
11/15/90	1165.8	1255.5	683.6	762.6	842.4
11/16/90	1167.3	1254.5	679.1	757.6	840.5
11/17/90	1166.2	1253.9	674.2	752.6	839.1
11/18/90	1171.1	1253.9	668.2	745.7	842.1
11/19/90	1180.9	1258.5	670.2	745.1	850.2
11/20/90	1166.2	1253.2	670.7	740.5	844.5

## Daily DSM2 Model Output

Date	Avg Of B1-DB1	Avg Of B1-DB2	Avg Of B2-CDB1	Avg Of B2-DB2	Avg Of H3-DB1
11/21/90	1163.8	1252.7	669.5	737.6	844.1
11/22/90	1165.2	1253.1	664.0	736.0	847.0
11/23/90	1173.1	1259.3	656.9	737.6	855.4
11/24/90	1179.8	1262.0	652.4	735.1	863.7
11/25/90	1193.2	1265.9	657.6	736.0	875.6
11/26/90	1190.4	1262.8	659.3	731.0	877.5
11/27/90	1183.2	1261.2	654.8	727.2	876.8
11/28/90	1179.5	1258.6	646.0	720.8	879.3
11/29/90	1183.7	1259.9	639.8	713.4	886.4
11/30/90	1193.2	1262.9	640.9	706.8	896.6
12/1/90	1192.9	1265.5	640.0	703.6	897.4
12/2/90	1187.2	1265.8	637.3	697.9	895.0
12/3/90	1189.0	1267.9	635.8	696.2	899.8
12/4/90	1189.8	1269.5	637.8	696.2	903.9
12/5/90	1189.0	1271.0	638.3	695.2	905.7
12/6/90	1189.2	1271.0	638.8	694.1	909.7
12/7/90	1195.8	1272.4	638.3	694.5	919.0
12/8/90	1211.8	1279.7	638.7	696.1	935.6
12/9/90	1227.3	1284.3	638.7	694.3	951.9
12/10/90	1239.7	1288.5	637.3	692.3	967.7
12/11/90	1242.3	1296.0	632.6	691.0	982.3
12/12/90	1239.5	1301.5	629.4	688.4	993.3
12/13/90	1233.1	1302.6	626.5	684.0	1002.3
12/14/90	1229.4	1304.8	621.5	679.3	1019.5
12/15/90	1232.1	1308.0	622.4	678.7	1039.7
12/16/90	1215.9	1305.4	624.3	678.2	1036.8
12/17/90	1198.3	1299.8	624.7	675.3	1035.2
12/18/90	1180.9	1294.3	623.2	673.7	1038.8
12/19/90	1174.6	1294.8	626.4	675.2	1046.4
12/20/90	1160.1	1289.3	631.1	675.1	1042.2
12/21/90	1145.0	1286.8	633.6	675.7	1036.6
12/22/90	1135.2	1280.7	636.0	676.2	1039.3
12/23/90	1128.9	1275.3	635.8	676.5	1048.4
12/24/90	1130.4	1266.1	634.8	675.4	1064.0
12/25/90	1124.7	1259.2	632.4	675.5	1078.7
12/26/90	1098.5	1245.1	627.1	672.8	1089.5
12/27/90	1062.7	1223.3	618.7	667.5	1097.6
12/28/90	1046.2	1204.2	615.2	663.5	1104.7
12/29/90	1029.7	1185.8	615.3	661.9	1100.1
12/30/90	1012.7	1169.0	615.2	658.7	1093.9
12/31/90	994.1	1152.2	615.0	662.6	1092.1
1/1/91	993.3	1148.4	618.5	663.5	1089.6
1/2/91	987.0	1141.9	622.0	664.1	1085.3
1/3/91	981.6	1141.6	624.8	667.5	1081.5
1/4/91	982.4	1136.8	630.2	669.2	1079.5

## Daily DSM2 Model Output

Date	Avg Of B1-DB1	Avg Of B1-DB2	Avg Of B2-CDB1	Avg Of B2-DB2	Avg Of H3-DB1
1/5/91	985.9	1129.2	635.6	670.4	1078.2
1/6/91	984.6	1125.1	638.3	673.1	1075.9
1/7/91	983.5	1119.8	639.5	674.5	1074.0
1/8/91	962.0	1104.9	634.3	673.6	1064.4
1/9/91	959.6	1100.5	633.4	676.2	1062.2
1/10/91	947.2	1089.3	632.8	676.0	1057.8
1/11/91	941.1	1079.4	634.5	676.5	1057.2
1/12/91	936.3	1068.1	636.4	676.2	1057.2
1/13/91	932.7	1063.7	639.1	679.5	1058.5
1/14/91	927.7	1054.0	641.3	678.8	1058.6
1/15/91	922.1	1049.5	643.3	679.6	1058.9
1/16/91	914.8	1042.0	644.8	681.6	1058.6
1/17/91	911.0	1039.7	646.7	683.8	1058.9
1/18/91	906.6	1035.7	648.9	684.0	1059.2
1/19/91	903.5	1031.2	651.4	688.0	1058.9
1/20/91	904.1	1022.7	655.2	691.3	1061.0
1/21/91	904.4	1023.3	658.9	690.8	1063.2
1/22/91	901.6	1014.5	659.4	691.2	1062.0
1/23/91	889.6	1009.3	658.1	694.5	1057.9
1/24/91	869.4	991.9	653.4	692.2	1047.9
1/25/91	858.4	978.8	650.2	690.3	1040.2
1/26/91	850.7	964.7	649.8	688.8	1034.7
1/27/91	847.5	960.1	651.0	688.6	1031.8
1/28/91	845.3	953.6	653.6	690.5	1030.3
1/29/91	844.6	952.2	657.0	693.0	1030.3
1/30/91	839.7	948.6	659.5	694.7	1027.8
1/31/91	833.4	943.2	662.8	697.4	1027.7
2/1/91	827.1	939.2	662.5	698.1	1017.9
2/2/91	835.9	942.5	668.0	701.7	1017.4
2/3/91	836.3	939.5	670.1	703.5	1010.0
2/4/91	839.9	940.5	671.9	706.0	1003.8
2/5/91	842.2	939.9	672.3	708.7	991.9
2/6/91	838.8	937.4	669.3	710.1	970.5
2/7/91	839.1	934.4	667.3	710.1	951.1
2/8/91	839.9	932.3	666.1	710.4	931.4
2/9/91	839.7	930.7	664.2	710.3	910.8
2/10/91	845.1	934.9	665.8	713.3	901.6
2/11/91	853.2	933.3	668.9	713.3	897.7
2/12/91	864.3	936.1	673.6	716.1	899.2
2/13/91	870.7	936.1	675.4	716.6	889.4
2/14/91	875.4	938.1	677.5	718.8	882.2
2/15/91	883.1	940.9	681.7	722.1	883.7
2/16/91	896.2	941.4	687.3	722.5	884.6
2/17/91	906.3	944.5	692.3	725.6	887.6
2/18/91	912.4	945.8	695.2	726.8	885.6

## Daily DSM2 Model Output

Date	Avg Of B1-DB1	Avg Of B1-DB2	Avg Of B2-CDB1	Avg Of B2-DB2	Avg Of H3-DB1
2/19/91	913.1	948.5	695.6	729.7	876.8
2/20/91	908.5	948.5	692.9	730.1	858.3
2/21/91	902.2	948.5	688.7	730.5	836.5
2/22/91	898.8	949.3	685.8	731.4	820.0
2/23/91	896.6	946.2	683.4	728.6	806.3
2/24/91	896.8	946.0	682.1	727.6	795.1
2/25/91	898.4	947.7	682.9	729.4	792.3
2/26/91	896.8	945.8	681.7	727.2	782.8
2/27/91	888.8	945.9	677.6	730.0	769.4
2/28/91	883.2	945.3	676.8	726.1	766.6
3/1/91	874.4	946.0	679.9	728.8	773.9
3/2/91	854.7	940.2	676.3	728.3	763.6
3/3/91	834.2	936.1	673.3	725.9	757.4
3/4/91	831.2	934.9	676.7	726.8	766.9
3/5/91	822.4	931.6	676.8	727.8	765.1
3/6/91	804.3	924.0	672.9	726.3	752.0
3/7/91	786.3	917.1	669.1	725.3	739.9
3/8/91	766.7	906.9	663.6	722.5	726.4
3/9/91	749.9	896.6	657.0	720.3	713.0
3/10/91	750.0	897.3	657.2	721.7	715.6
3/11/91	736.9	887.2	655.0	717.3	707.7
3/12/91	732.7	878.7	657.2	716.7	708.9
3/13/91	721.9	869.1	658.4	716.2	705.0
3/14/91	718.8	867.0	661.6	715.9	705.5
3/15/91	724.8	859.9	667.3	716.0	711.8
3/16/91	721.1	852.2	669.5	714.4	711.0
3/17/91	731.2	847.6	674.2	712.6	720.5
3/18/91	730.6	844.7	675.4	713.0	721.9
3/19/91	722.2	831.4	674.4	708.8	717.2
3/20/91	725.0	831.6	677.7	711.6	721.0
3/21/91	735.1	827.7	682.5	712.9	726.5
3/22/91	740.0	825.3	684.1	713.4	726.1
3/23/91	738.3	827.8	686.4	714.8	726.5
3/24/91	730.2	821.8	685.4	714.5	721.5
3/25/91	738.4	820.3	684.7	714.0	722.2
3/26/91	763.6	826.5	687.6	716.8	730.4
3/27/91	801.7	831.3	693.7	718.5	744.6
3/28/91	826.4	837.2	698.7	720.7	756.3
3/29/91	835.4	840.8	702.3	722.5	761.7
3/30/91	840.5	844.1	705.5	724.6	765.6
3/31/91	839.2	844.6	706.4	724.3	765.4
4/1/91	832.0	845.0	708.1	725.0	767.5
4/2/91	818.4	844.4	709.7	726.1	765.4
4/3/91	797.3	842.5	710.2	727.5	758.2
4/4/91	765.9	836.4	708.4	727.8	745.2



## Daily DSM2 Model Output

Date	Avg Of B1-DB1	Avg Of B1-DB2	Avg Of B2-CDB1	Avg Of B2-DB2	Avg Of H3-DB1
4/5/91	731.7	831.4	704.6	728.2	728.8
4/6/91	705.2	826.9	701.3	731.0	713.6
4/7/91	683.4	819.5	699.1	730.1	701.5
4/8/91	666.7	809.9	698.0	730.7	693.5
4/9/91	654.8	802.4	696.7	730.5	686.2
4/10/91	641.6	790.9	693.9	730.9	677.6
4/11/91	627.3	773.3	688.6	727.0	668.1
4/12/91	612.3	759.6	681.5	725.4	657.6
4/13/91	600.1	744.5	675.3	722.0	649.5
4/14/91	586.0	722.5	669.1	715.0	639.6
4/15/91	577.9	703.7	664.3	709.3	633.5
4/16/91	568.8	683.4	658.7	702.2	626.9
4/17/91	562.1	673.1	655.1	699.7	622.1
4/18/91	554.3	664.0	651.0	696.0	616.7
4/19/91	542.0	654.1	645.1	694.0	607.8
4/20/91	533.5	651.5	640.7	692.7	600.5
4/21/91	526.0	645.0	637.7	691.6	594.0
4/22/91	521.1	636.8	636.1	691.9	590.8
4/23/91	518.8	628.5	635.9	690.4	587.8
4/24/91	512.5	621.2	632.9	688.1	581.6
4/25/91	507.7	616.5	628.7	686.7	575.9
4/26/91	500.6	604.6	622.1	681.1	569.0
4/27/91	490.7	598.1	614.3	677.0	560.8
4/28/91	477.3	582.8	603.7	668.9	548.6
4/29/91	464.7	570.2	592.3	663.2	535.5
4/30/91	456.3	559.1	583.1	656.7	526.1
5/1/91	446.0	545.1	572.2	647.3	515.9
5/2/91	443.4	540.4	564.5	642.2	511.8
5/3/91	441.4	536.8	557.8	637.9	508.4
5/4/91	436.2	533.9	549.6	635.5	502.8
5/5/91	430.5	532.3	541.4	632.8	496.6
5/6/91	423.1	530.2	532.2	629.7	488.5
5/7/91	418.8	525.8	527.2	625.2	482.4
5/8/91	417.4	519.1	522.8	621.1	478.7
5/9/91	413.0	516.4	515.1	614.6	473.4
5/10/91	409.5	507.6	508.1	603.7	468.1
5/11/91	407.0	494.7	502.7	592.1	463.8
5/12/91	403.7	484.8	497.1	578.5	459.5
5/13/91	402.0	474.2	493.0	568.6	457.0
5/14/91	398.0	466.0	487.2	556.4	451.9
5/15/91	396.2	462.0	483.9	551.1	449.3
5/16/91	395.8	456.9	482.2	547.3	448.2
5/17/91	395.2	456.9	481.2	544.4	447.3
5/18/91	393.1	455.7	479.1	542.4	445.4
5/19/91	389.8	457.5	475.1	542.2	441.8

## Daily DSM2 Model Output

Date	Avg Of B1-DB1	Avg Of B1-DB2	Avg Of B2-CDB1	Avg Of B2-DB2	Avg Of H3-DB1
5/20/91	388.3	456.7	471.8	540.7	438.8
5/21/91	390.1	454.7	471.9	537.0	438.3
5/22/91	392.4	454.3	471.2	535.4	437.9
5/23/91	394.2	451.2	468.5	530.6	437.7
5/24/91	395.5	450.0	465.5	525.9	436.7
5/25/91	397.7	446.8	463.8	520.4	436.7
5/26/91	399.2	445.0	461.8	515.2	436.2
5/27/91	401.1	443.1	460.8	510.3	436.5
5/28/91	403.1	444.1	460.3	509.3	437.2
5/29/91	404.4	442.6	458.8	505.1	436.9
5/30/91	406.1	443.7	459.0	504.3	437.6
5/31/91	406.3	442.9	457.5	500.9	436.9
6/1/91	406.0	442.9	453.9	498.4	434.3
6/2/91	408.1	445.9	453.8	499.6	434.8
6/3/91	408.9	448.3	453.3	500.6	434.5
6/4/91	411.1	452.1	454.4	503.6	436.0
6/5/91	415.1	454.4	456.4	504.0	439.2
6/6/91	419.4	456.4	457.6	504.0	442.0
6/7/91	422.1	456.9	456.0	501.2	442.4
6/8/91	426.7	457.3	456.4	500.9	444.6
6/9/91	429.8	457.5	456.7	493.9	446.2
6/10/91	431.2	458.8	456.0	491.6	446.3
6/11/91	432.4	460.6	455.4	490.4	446.4
6/12/91	433.5	460.5	454.6	487.9	446.4
6/13/91	433.9	461.0	454.0	486.3	446.1
6/14/91	434.4	462.2	454.1	486.2	446.2
6/15/91	435.4	464.4	454.8	487.4	447.0
6/16/91	435.7	467.4	454.9	489.7	447.2
6/17/91	435.7	470.1	454.6	491.7	447.2
6/18/91	439.4	472.5	457.5	493.4	450.7
6/19/91	441.8	474.8	457.7	494.5	452.3
6/20/91	446.4	477.0	459.3	495.1	455.7
6/21/91	452.1	478.6	461.5	494.6	459.8
6/22/91	457.8	480.9	464.1	494.5	464.0
6/23/91	461.6	482.5	465.5	493.6	466.6
6/24/91	465.3	485.1	467.2	494.2	469.2
6/25/91	468.2	487.5	468.2	496.4	471.1
6/26/91	470.4	490.2	468.7	495.6	472.3
6/27/91	472.7	492.6	469.5	496.7	473.8
6/28/91	475.4	496.6	471.1	499.5	475.7
6/29/91	476.7	498.2	471.9	499.8	476.6
6/30/91	477.1	500.7	471.8	501.4	476.5
7/1/91	479.4	505.7	472.7	506.0	478.5
7/2/91	485.2	509.1	475.2	508.2	483.6
7/3/91	492.5	511.9	479.1	509.0	489.7

## Daily DSM2 Model Output

Date	Avg Of B1-DB1	Avg Of B1-DB2	Avg Of B2-CDB1	Avg Of B2-DB2	Avg Of H3-DB1
7/4/91	500.5	516.7	483.4	512.0	496.3
7/5/91	510.1	521.7	490.5	515.1	505.0
7/6/91	517.3	527.3	496.0	517.7	511.2
7/7/91	523.0	532.2	500.8	519.7	516.4
7/8/91	527.2	535.7	504.8	521.2	520.2
7/9/91	529.8	541.1	507.6	525.2	522.5
7/10/91	532.0	543.7	510.1	526.2	524.4
7/11/91	533.1	546.6	511.7	528.3	525.2
7/12/91	533.8	549.2	512.9	530.3	526.0
7/13/91	534.5	552.2	513.8	533.2	526.7
7/14/91	536.1	554.8	515.1	535.4	528.8
7/15/91	540.0	558.1	517.4	538.0	533.4
7/16/91	545.7	562.9	520.9	542.1	539.6
7/17/91	553.3	566.6	526.6	544.8	547.3
7/18/91	561.8	572.2	533.6	549.3	555.4
7/19/91	570.7	578.4	542.0	554.4	563.9
7/20/91	576.9	582.6	548.5	557.7	569.6
7/21/91	581.4	587.2	553.5	561.6	574.0
7/22/91	586.0	592.1	558.4	565.8	578.8
7/23/91	589.7	597.1	562.8	570.6	582.7
7/24/91	592.1	600.6	565.9	573.8	584.9
7/25/91	593.7	605.0	568.1	578.2	586.4
7/26/91	595.9	608.4	570.5	581.2	588.6
7/27/91	597.7	611.6	572.4	584.6	590.5
7/28/91	599.5	615.4	574.0	587.1	592.7
7/29/91	603.2	619.4	576.5	591.6	596.9
7/30/91	608.4	623.2	580.1	595.0	602.5
7/31/91	614.1	626.1	584.3	597.2	608.3
8/1/91	619.7	631.1	587.6	601.6	613.3
8/2/91	627.1	635.1	591.1	603.3	619.6
8/3/91	634.6	640.3	595.4	606.5	626.5
8/4/91	641.2	646.7	599.8	610.7	633.1
8/5/91	646.2	652.4	603.7	614.6	638.5
8/6/91	648.1	656.6	606.1	617.4	640.4
8/7/91	647.9	659.5	606.5	619.3	639.9
8/8/91	647.3	661.9	605.8	621.0	639.2
8/9/91	647.7	664.9	605.0	623.0	639.5
8/10/91	649.5	667.5	604.5	624.3	641.6
8/11/91	652.7	671.0	604.7	626.5	644.7
8/12/91	657.4	673.4	604.1	627.3	649.1
8/13/91	665.8	677.9	603.6	629.1	656.8
8/14/91	678.0	683.2	607.7	631.6	668.2
8/15/91	688.4	688.9	612.1	634.1	677.7
8/16/91	698.2	695.6	616.7	636.9	686.6
8/17/91	708.1	701.4	621.6	639.2	695.7

## Daily DSM2 Model Output

Date	Avg Of B1-DB1	Avg Of B1-DB2	Avg Of B2-CDB1	Avg Of B2-DB2	Avg Of H3-DB1
8/18/91	718.7	707.9	627.7	641.1	706.3
8/19/91	726.4	714.6	634.0	644.7	714.6
8/20/91	730.8	720.9	639.6	647.6	719.6
8/21/91	732.7	726.5	643.5	650.5	721.4
8/22/91	734.4	731.7	646.6	653.8	722.9
8/23/91	736.9	737.8	650.3	657.1	724.9
8/24/91	737.6	741.5	653.6	660.5	725.5
8/25/91	736.7	745.6	655.7	663.5	724.4
8/26/91	736.5	749.4	656.8	666.4	723.9
8/27/91	738.2	753.4	658.2	668.5	725.5
8/28/91	739.8	757.3	659.4	672.3	726.8
8/29/91	741.6	760.5	661.1	673.9	728.2
8/30/91	744.0	763.6	663.2	676.6	730.2
8/31/91	747.2	769.8	665.6	681.2	732.9
9/1/91	753.9	774.9	667.7	682.7	738.4
9/2/91	758.5	780.0	669.4	686.1	743.2
9/3/91	757.4	781.9	669.4	687.2	742.3
9/4/91	757.5	784.1	670.1	689.5	742.6
9/5/91	757.3	786.8	671.7	691.1	742.8
9/6/91	753.5	788.1	670.6	692.6	739.0
9/7/91	751.0	789.1	666.9	693.5	736.4
9/8/91	756.5	790.9	664.6	693.6	741.5
9/9/91	766.9	795.9	666.4	696.3	751.1
9/10/91	775.1	798.3	666.2	696.4	758.4
9/11/91	787.5	803.9	666.6	698.1	769.0
9/12/91	802.4	809.6	669.2	699.5	782.2
9/13/91	815.9	816.9	671.7	701.3	794.7
9/14/91	829.1	825.3	675.0	703.5	807.3
9/15/91	841.4	830.2	678.3	703.7	819.2
9/16/91	854.0	840.4	681.7	707.3	831.7
9/17/91	866.9	848.8	686.8	709.3	844.0
9/18/91	876.1	857.0	691.8	710.7	853.0
9/19/91	882.5	865.2	695.8	713.6	858.9
9/20/91	890.4	874.5	699.6	716.2	866.2
9/21/91	896.3	880.5	703.5	719.5	871.9
9/22/91	900.0	887.6	705.4	721.0	875.4
9/23/91	906.8	896.5	706.1	723.2	881.5
9/24/91	917.8	906.2	707.9	725.8	892.0
9/25/91	929.0	917.9	711.8	728.4	902.8
9/26/91	937.8	928.0	714.8	731.9	911.4
9/27/91	947.1	940.3	717.0	734.5	919.7
9/28/91	954.4	948.3	718.6	736.6	926.8
9/29/91	959.2	956.9	719.2	738.9	931.6
9/30/91	960.2	955.0	709.6	741.5	933.0

**Daily DSM2 Model Output**

Date	Avg Of B1-DB1	Avg Of B1-DB2	Avg Of B2-CDB1	Avg Of B2-DB2	Avg Of H3-DB1
Average =	553.1	603.9	465.4	499.1	496.0

## Daily DSM2

Date	Avg Of H3-DB2	Avg Of H4-DB1	Avg Of H4-DB2	Avg Of NAA-DB1	Avg Of NAA-DB2
10/1/74	5.4	1.4	4.3	1.6	4.7
10/2/74	10.7	6.4	11.4	5.2	9.4
10/3/74	13.0	11.0	13.1	8.0	12.2
10/4/74	16.2	15.1	16.3	10.1	15.2
10/5/74	20.5	18.9	20.6	12.3	19.0
10/6/74	25.7	23.2	24.5	14.4	22.2
10/7/74	32.8	29.2	29.6	16.8	25.9
10/8/74	39.3	39.3	34.6	19.2	27.9
10/9/74	46.5	53.3	40.6	21.7	30.6
10/10/74	52.5	66.3	46.4	26.2	33.1
10/11/74	60.8	79.6	55.1	33.2	36.7
10/12/74	68.1	91.9	62.1	42.0	39.6
10/13/74	73.1	102.1	68.0	50.4	43.8
10/14/74	78.4	103.2	72.2	58.6	48.8
10/15/74	76.6	85.2	70.7	67.0	53.1
10/16/74	77.5	73.3	71.6	75.1	58.5
10/17/74	78.7	66.6	73.2	83.0	63.3
10/18/74	79.9	63.8	75.9	90.4	68.4
10/19/74	82.6	63.2	76.7	98.3	73.9
10/20/74	85.0	64.7	81.1	104.6	79.3
10/21/74	86.8	67.7	81.7	110.2	84.0
10/22/74	89.2	70.6	85.5	115.5	89.8
10/23/74	92.2	75.0	88.0	120.2	94.3
10/24/74	95.7	79.9	90.5	126.9	99.5
10/25/74	98.3	86.2	93.7	133.4	104.4
10/26/74	100.6	93.1	96.8	139.1	110.1
10/27/74	104.3	102.3	100.5	148.6	116.1
10/28/74	108.8	111.1	104.5	150.1	120.7
10/29/74	112.2	119.9	108.3	159.0	126.2
10/30/74	118.9	130.3	113.7	164.7	131.6
10/31/74	124.0	138.6	120.4	169.9	136.3
11/1/74	128.9	141.5	125.3	175.4	141.0
11/2/74	132.6	143.6	128.3	180.0	145.0
11/3/74	147.2	163.9	140.9	185.4	149.2
11/4/74	166.1	197.7	157.5	190.1	153.6
11/5/74	175.9	234.1	167.2	192.8	157.0
11/6/74	186.1	263.3	177.6	195.8	161.2
11/7/74	188.0	283.6	180.2	196.1	164.9
11/8/74	201.9	302.2	193.9	200.3	169.0
11/9/74	217.9	320.1	209.7	206.9	174.4
11/10/74	228.3	335.5	219.9	211.8	178.5
11/11/74	241.1	347.1	232.5	216.1	182.5
11/12/74	250.8	351.9	242.1	218.6	187.0
11/13/74	260.8	358.2	252.1	220.9	190.3
11/14/74	274.5	367.0	265.8	222.9	193.9

## Daily DSM2

Date	Avg Of H3-DB2	Avg Of H4-DB1	Avg Of H4-DB2	Avg Of NAA-DB1	Avg Of NAA-DB2
11/15/74	287.6	385.2	279.2	224.5	196.5
11/16/74	298.4	401.6	290.5	226.3	199.1
11/17/74	308.9	416.3	301.4	227.6	201.9
11/18/74	317.5	424.5	310.5	229.8	204.9
11/19/74	329.1	439.6	322.4	231.7	207.3
11/20/74	328.7	455.2	322.0	230.7	211.3
11/21/74	320.2	444.2	313.4	228.4	212.3
11/22/74	333.5	454.5	327.0	233.8	215.0
11/23/74	348.1	465.9	342.0	236.7	217.8
11/24/74	354.4	464.5	348.5	238.4	220.1
11/25/74	362.2	469.5	356.6	241.7	222.2
11/26/74	371.0	469.4	365.6	242.7	224.7
11/27/74	382.9	471.0	377.8	244.0	227.1
11/28/74	388.4	468.2	383.6	244.7	229.2
11/29/74	393.8	466.9	389.1	245.6	230.9
11/30/74	379.6	451.0	376.9	242.7	231.5
12/1/74	380.4	405.2	375.1	240.6	231.9
12/2/74	383.6	367.9	379.7	239.6	232.2
12/3/74	376.1	357.9	373.3	237.6	231.8
12/4/74	370.4	354.3	367.8	237.3	232.2
12/5/74	360.6	349.6	358.4	236.2	231.9
12/6/74	360.1	342.9	357.9	235.4	232.9
12/7/74	353.8	335.0	351.8	233.9	232.9
12/8/74	347.0	326.0	345.2	232.1	232.5
12/9/74	340.2	312.5	338.7	230.3	231.6
12/10/74	333.5	305.2	332.1	228.7	230.9
12/11/74	326.5	297.2	325.3	227.4	230.3
12/12/74	321.4	291.8	320.2	226.8	230.2
12/13/74	316.0	286.6	315.0	226.7	230.2
12/14/74	310.3	283.8	309.4	226.8	229.6
12/15/74	305.0	281.3	304.2	227.5	229.4
12/16/74	300.4	280.5	299.6	229.1	229.5
12/17/74	294.4	279.1	293.8	230.5	229.7
12/18/74	291.1	279.1	290.5	232.4	230.5
12/19/74	286.0	279.9	285.5	233.8	231.3
12/20/74	285.2	276.7	284.7	235.3	232.9
12/21/74	283.7	276.2	283.2	237.5	235.0
12/22/74	281.7	272.4	281.2	240.4	236.7
12/23/74	279.7	270.2	279.3	243.8	239.3
12/24/74	277.7	268.1	277.2	248.8	242.3
12/25/74	275.7	268.1	275.3	255.6	246.3
12/26/74	275.0	270.2	274.6	268.0	253.0
12/27/74	276.1	276.5	275.6	281.7	263.4
12/28/74	279.1	285.6	278.7	302.9	271.1
12/29/74	284.3	300.1	283.9	332.6	287.1

## Daily DSM2

Date	Avg Of H3-DB2	Avg Of H4-DB1	Avg Of H4-DB2	Avg Of NAA-DB1	Avg Of NAA-DB2
12/30/74	290.7	313.6	290.2	354.8	304.4
12/31/74	309.3	334.5	308.8	387.5	333.9
1/1/75	318.2	351.6	317.7	410.7	358.0
1/2/75	326.6	359.2	326.2	422.5	377.6
1/3/75	332.8	366.5	332.3	442.9	402.3
1/4/75	339.0	371.2	338.5	457.7	414.8
1/5/75	349.0	379.1	348.5	485.4	434.8
1/6/75	355.6	382.9	355.1	503.8	452.7
1/7/75	362.9	391.4	362.5	528.7	475.6
1/8/75	366.9	396.8	366.4	537.6	491.9
1/9/75	378.8	411.2	378.4	542.1	503.6
1/10/75	387.1	420.2	386.7	552.6	518.6
1/11/75	394.4	435.5	394.0	558.2	530.5
1/12/75	406.1	451.2	405.7	563.4	541.2
1/13/75	411.0	458.3	410.6	568.0	552.8
1/14/75	418.2	467.9	417.7	571.1	563.8
1/15/75	422.9	480.1	422.5	570.7	571.7
1/16/75	429.9	496.7	429.5	572.0	580.1
1/17/75	437.6	510.4	437.1	573.2	584.6
1/18/75	442.4	513.3	441.8	573.0	589.7
1/19/75	448.7	514.2	448.3	573.2	592.4
1/20/75	456.5	511.5	456.2	571.9	595.4
1/21/75	462.7	511.3	462.3	567.7	596.6
1/22/75	471.7	515.5	471.4	560.5	596.8
1/23/75	479.8	519.2	479.5	554.1	595.2
1/24/75	484.9	520.6	484.6	548.2	592.6
1/25/75	488.9	521.0	488.6	544.5	591.7
1/26/75	496.2	529.3	495.9	542.9	589.5
1/27/75	502.4	538.0	502.0	540.3	586.4
1/28/75	508.3	547.5	507.9	538.7	585.1
1/29/75	516.3	559.1	516.0	537.0	580.1
1/30/75	521.4	563.7	521.1	532.9	578.0
1/31/75	523.0	555.3	522.7	535.9	572.4
2/1/75	528.4	551.3	528.0	532.9	573.6
2/2/75	533.0	553.7	532.7	533.7	575.7
2/3/75	538.9	549.0	538.6	526.1	574.0
2/4/75	542.0	545.9	541.7	523.9	574.2
2/5/75	545.5	545.7	545.1	520.5	572.8
2/6/75	549.0	545.5	548.7	517.1	571.2
2/7/75	552.6	546.2	552.3	516.4	570.0
2/8/75	554.9	548.5	554.6	515.7	569.7
2/9/75	559.7	552.7	559.4	519.8	570.7
2/10/75	562.9	559.4	562.6	524.2	572.9
2/11/75	568.1	565.4	567.9	525.4	574.1
2/12/75	572.4	571.4	572.1	524.5	574.0



## Daily DSM2

Date	Avg Of H3-DB2	Avg Of H4-DB1	Avg Of H4-DB2	Avg Of NAA-DB1	Avg Of NAA-DB2
2/13/75	576.1	577.3	575.8	526.1	577.4
2/14/75	582.8	583.5	582.5	526.4	579.1
2/15/75	586.2	588.7	586.0	529.0	580.0
2/16/75	591.2	593.5	591.0	531.4	584.8
2/17/75	595.1	598.0	594.8	532.6	585.2
2/18/75	601.9	603.1	601.6	523.6	584.4
2/19/75	604.5	604.6	604.2	516.0	582.6
2/20/75	603.7	591.7	603.5	509.7	579.7
2/21/75	595.9	554.4	595.6	505.6	577.6
2/22/75	590.9	538.1	590.6	500.8	576.8
2/23/75	592.6	537.9	592.4	493.8	571.2
2/24/75	595.9	550.8	595.7	487.1	564.8
2/25/75	600.4	552.1	600.1	486.1	562.4
2/26/75	599.4	547.8	599.2	481.6	557.9
2/27/75	599.2	549.4	599.0	474.9	551.8
2/28/75	607.0	566.1	606.8	472.8	548.5
3/1/75	614.8	586.7	614.6	468.2	537.6
3/2/75	620.1	596.0	620.0	456.7	533.0
3/3/75	626.5	600.7	626.3	440.3	521.7
3/4/75	630.6	600.9	630.4	423.2	508.4
3/5/75	634.7	598.7	634.4	418.4	497.0
3/6/75	636.2	593.6	636.0	401.0	484.9
3/7/75	640.5	591.5	640.3	410.8	479.9
3/8/75	644.3	599.2	644.1	405.9	477.5
3/9/75	646.1	595.9	645.9	397.6	469.0
3/10/75	650.8	594.5	650.5	397.1	464.4
3/11/75	652.2	597.7	651.9	401.2	459.9
3/12/75	656.3	599.2	656.1	393.5	458.5
3/13/75	660.2	601.3	660.0	390.0	455.2
3/14/75	661.6	603.2	661.4	385.9	454.2
3/15/75	663.9	604.4	663.7	380.4	452.1
3/16/75	666.2	606.8	668.7	379.3	450.1
3/17/75	669.6	605.8	669.5	375.8	447.6
3/18/75	671.9	605.6	671.9	372.2	444.8
3/19/75	676.4	605.1	676.6	373.1	443.5
3/20/75	678.2	600.3	678.2	364.2	440.4
3/21/75	680.1	601.8	680.1	369.7	434.7
3/22/75	681.1	605.3	681.0	365.9	434.4
3/23/75	677.9	598.8	678.0	360.7	431.5
3/24/75	682.1	597.0	682.1	358.8	427.3
3/25/75	685.9	600.0	686.0	367.6	428.9
3/26/75	684.4	591.3	684.6	362.3	424.8
3/27/75	684.5	593.5	684.7	362.6	427.0
3/28/75	681.8	590.8	682.1	359.9	424.0
3/29/75	684.2	591.3	684.4	356.8	424.1

## Daily DSM2

Date	Avg Of H3-DB2	Avg Of H4-DB1	Avg Of H4-DB2	Avg Of NAA-DB1	Avg Of NAA-DB2
3/30/75	686.2	593.5	686.4	356.8	420.4
3/31/75	679.2	576.5	679.5	349.3	415.5
4/1/75	659.2	510.0	659.2	337.9	407.0
4/2/75	626.6	432.4	626.5	327.8	398.5
4/3/75	612.0	398.5	612.0	322.7	400.0
4/4/75	616.6	385.9	616.6	328.2	403.3
4/5/75	612.6	386.6	612.6	343.9	405.2
4/6/75	612.1	392.4	612.1	359.6	408.1
4/7/75	607.7	401.7	607.8	367.7	411.2
4/8/75	606.7	413.1	606.7	372.9	413.3
4/9/75	601.6	420.7	601.7	376.2	414.1
4/10/75	601.1	427.6	601.1	378.6	417.0
4/11/75	592.5	432.4	592.5	380.0	416.6
4/12/75	588.4	439.7	588.4	382.2	417.1
4/13/75	584.3	443.1	584.4	383.6	417.1
4/14/75	578.9	448.2	578.9	385.8	418.3
4/15/75	572.9	448.4	572.9	386.1	418.6
4/16/75	572.8	442.8	572.8	384.6	421.6
4/17/75	570.3	439.3	570.3	383.4	421.6
4/18/75	566.6	433.1	566.6	381.6	421.8
4/19/75	561.1	426.0	561.1	380.2	422.3
4/20/75	558.8	426.7	558.9	382.4	425.6
4/21/75	556.4	429.8	556.4	385.2	424.2
4/22/75	553.7	430.7	553.7	385.6	424.9
4/23/75	551.3	436.2	551.3	388.0	425.7
4/24/75	550.0	444.9	550.1	391.1	427.4
4/25/75	548.0	445.4	548.0	390.1	427.8
4/26/75	541.1	444.7	541.2	389.8	426.7
4/27/75	534.5	441.8	534.5	389.7	425.4
4/28/75	531.6	439.2	531.6	390.4	426.4
4/29/75	528.7	436.9	528.7	391.4	427.1
4/30/75	535.8	444.6	536.9	391.0	428.9
5/1/75	544.3	458.3	544.4	390.0	431.5
5/2/75	545.4	461.1	545.5	389.7	432.6
5/3/75	545.9	467.8	546.0	395.5	435.7
5/4/75	545.2	466.3	545.3	398.9	437.9
5/5/75	545.5	459.4	545.6	404.2	440.4
5/6/75	542.0	446.7	542.1	409.9	444.6
5/7/75	535.1	437.9	535.2	415.4	445.9
5/8/75	530.1	431.3	530.1	419.5	448.5
5/9/75	525.6	426.1	525.7	422.4	451.6
5/10/75	518.7	423.1	518.8	425.5	452.1
5/11/75	509.7	414.0	509.7	426.3	453.8
5/12/75	501.0	409.1	501.0	426.8	455.5
5/13/75	495.6	408.1	495.6	428.5	456.8

## Daily DSM2

Date	Avg Of H3-DB2	Avg Of H4-DB1	Avg Of H4-DB2	Avg Of NAA-DB1	Avg Of NAA-DB2
5/14/75	495.7	404.0	495.7	429.4	457.9
5/15/75	490.1	400.0	490.1	430.3	461.1
5/16/75	487.3	396.5	487.3	431.6	462.4
5/17/75	490.2	394.5	490.2	433.2	465.5
5/18/75	487.2	390.6	487.2	433.7	467.9
5/19/75	482.1	394.1	482.1	436.4	468.9
5/20/75	475.6	385.2	475.6	436.4	469.5
5/21/75	472.4	384.9	472.4	437.1	471.4
5/22/75	462.8	380.4	462.8	436.6	469.1
5/23/75	458.3	376.9	458.3	435.5	469.9
5/24/75	450.4	373.3	450.4	433.8	470.8
5/25/75	447.6	371.3	447.6	433.4	470.4
5/26/75	443.7	370.6	443.7	434.1	471.1
5/27/75	439.2	367.7	439.2	433.9	470.7
5/28/75	438.6	366.0	438.6	433.8	471.8
5/29/75	439.7	364.1	439.7	434.2	476.1
5/30/75	441.0	362.7	441.0	434.6	478.8
5/31/75	438.1	354.7	438.1	437.6	482.1
6/1/75	429.4	350.8	429.4	428.8	484.5
6/2/75	430.1	355.4	430.1	412.0	483.9
6/3/75	427.6	360.3	427.6	389.9	477.2
6/4/75	429.1	367.2	429.1	377.0	471.9
6/5/75	427.5	373.3	427.5	365.6	457.1
6/6/75	427.5	378.4	427.5	356.6	449.0
6/7/75	426.5	384.3	426.5	350.4	430.4
6/8/75	429.9	386.8	429.9	343.0	422.0
6/9/75	429.9	391.4	430.0	340.1	414.0
6/10/75	432.5	396.6	432.6	337.5	408.7
6/11/75	436.7	404.3	436.7	336.8	402.0
6/12/75	443.0	413.6	443.1	336.8	399.0
6/13/75	448.8	424.0	448.8	336.8	396.5
6/14/75	455.3	435.3	455.3	337.5	396.9
6/15/75	463.7	450.9	463.8	339.7	392.4
6/16/75	480.0	489.1	480.1	340.4	393.3
6/17/75	494.7	528.5	494.7	341.5	389.1
6/18/75	510.6	552.8	510.6	340.9	384.3
6/19/75	527.0	568.4	527.0	339.1	379.6
6/20/75	537.1	574.3	537.1	338.4	377.6
6/21/75	545.1	574.6	545.1	337.2	373.3
6/22/75	549.7	570.9	549.8	335.7	369.3
6/23/75	553.0	568.3	553.1	335.1	367.7
6/24/75	556.6	567.5	556.7	335.4	367.2
6/25/75	561.4	564.5	561.5	331.7	363.3
6/26/75	562.0	559.9	562.0	329.4	362.6
6/27/75	563.3	557.1	563.4	327.2	362.4

## Daily DSM2

Date	Avg Of H3-DB2	Avg Of H4-DB1	Avg Of H4-DB2	Avg Of NAA-DB1	Avg Of NAA-DB2
6/28/75	564.2	552.6	564.2	324.6	359.0
6/29/75	564.7	547.7	564.7	324.7	356.2
6/30/75	563.6	537.7	563.3	323.5	352.7
7/1/75	562.7	515.5	562.1	310.0	348.0
7/2/75	559.2	488.8	558.5	301.8	337.7
7/3/75	551.6	467.9	551.4	288.5	330.4
7/4/75	538.0	457.7	539.2	283.1	322.9
7/5/75	523.3	450.2	525.2	279.0	315.7
7/6/75	513.3	448.1	516.8	276.7	309.8
7/7/75	501.4	442.7	506.2	275.5	305.7
7/8/75	495.1	437.9	500.4	275.9	303.4
7/9/75	488.1	434.6	494.6	277.4	300.8
7/10/75	480.9	430.8	488.6	279.1	298.8
7/11/75	477.1	425.7	485.7	281.2	298.7
7/12/75	469.3	418.9	479.6	283.5	298.8
7/13/75	460.3	416.2	473.9	286.6	298.4
7/14/75	460.5	414.0	472.8	288.6	300.8
7/15/75	458.4	412.0	470.6	290.3	303.1
7/16/75	451.4	405.0	464.4	293.0	306.1
7/17/75	446.4	399.5	459.7	295.5	308.5
7/18/75	438.1	393.7	452.0	298.0	310.7
7/19/75	430.6	389.5	444.5	300.6	313.1
7/20/75	424.2	385.2	438.3	303.1	315.1
7/21/75	421.0	382.0	435.2	307.1	319.4
7/22/75	417.1	378.3	431.9	311.1	322.6
7/23/75	414.7	374.9	429.6	314.4	326.3
7/24/75	412.2	372.0	427.3	318.1	330.1
7/25/75	410.3	369.0	425.9	321.0	334.7
7/26/75	406.8	368.4	422.6	323.7	337.8
7/27/75	398.6	366.4	416.9	326.4	340.4
7/28/75	402.8	365.8	419.6	327.9	344.3
7/29/75	402.2	365.9	419.1	329.2	346.2
7/30/75	401.9	361.0	418.0	331.0	349.1
7/31/75	396.5	356.7	414.1	331.4	349.7
8/1/75	391.2	349.6	407.3	328.6	348.9
8/2/75	384.6	345.7	399.9	327.1	348.2
8/3/75	378.6	342.6	393.1	326.6	347.0
8/4/75	374.8	341.0	388.6	329.1	347.4
8/5/75	370.2	339.8	383.6	332.0	348.3
8/6/75	368.7	339.3	381.7	336.0	349.7
8/7/75	366.9	336.3	379.5	340.5	352.5
8/8/75	364.8	334.4	377.5	345.0	355.5
8/9/75	361.2	332.3	373.9	349.0	358.6
8/10/75	363.8	333.0	375.8	353.2	364.2
8/11/75	363.3	333.0	375.3	358.1	369.0

## Daily DSM2

Date	Avg Of H3-DB2	Avg Of H4-DB1	Avg Of H4-DB2	Avg Of NAA-DB1	Avg Of NAA-DB2
8/12/75	361.3	332.2	372.6	363.7	373.3
8/13/75	361.2	331.0	371.7	368.3	377.8
8/14/75	359.3	329.1	369.6	372.5	382.3
8/15/75	357.4	328.9	367.4	377.1	386.8
8/16/75	355.6	329.7	365.4	382.4	391.5
8/17/75	353.9	329.3	363.2	389.6	396.9
8/18/75	353.7	329.1	362.6	399.6	404.4
8/19/75	354.1	329.7	363.2	409.5	412.3
8/20/75	355.7	331.0	364.6	422.2	422.2
8/21/75	355.5	334.0	364.2	436.4	432.4
8/22/75	358.3	335.5	366.6	449.5	445.5
8/23/75	357.4	337.0	367.6	462.8	456.9
8/24/75	362.1	341.7	370.2	467.4	469.1
8/25/75	363.5	343.8	371.3	476.9	479.8
8/26/75	365.9	345.7	373.5	487.0	492.6
8/27/75	367.9	348.4	375.1	491.9	500.2
8/28/75	368.9	349.8	380.2	496.7	508.3
8/29/75	371.4	351.6	378.8	499.6	515.0
8/30/75	373.6	353.6	380.2	501.8	521.5
8/31/75	373.1	355.6	379.7	503.0	524.5
9/1/75	373.0	357.5	379.4	506.6	526.9
9/2/75	373.8	359.2	380.1	513.6	531.1
9/3/75	374.5	360.5	380.6	521.0	536.0
9/4/75	375.5	361.7	381.6	531.4	542.7
9/5/75	377.2	362.7	383.1	545.2	551.9
9/6/75	377.4	363.5	383.1	559.4	560.6
9/7/75	379.6	364.7	385.2	569.3	573.2
9/8/75	381.1	363.7	386.6	578.4	586.8
9/9/75	382.2	363.7	387.6	586.1	598.0
9/10/75	382.4	362.2	387.6	591.2	607.3
9/11/75	383.7	361.4	388.8	597.5	615.2
9/12/75	385.3	360.1	390.3	600.0	621.4
9/13/75	386.9	359.0	391.8	600.4	625.7
9/14/75	386.7	357.0	391.4	596.9	626.9
9/15/75	386.2	355.3	390.8	592.4	626.8
9/16/75	386.1	353.1	390.5	583.7	625.4
9/17/75	386.5	350.8	390.9	575.1	622.0
9/18/75	386.8	348.9	391.1	566.3	617.1
9/19/75	385.8	346.1	389.9	553.5	607.4
9/20/75	386.8	344.0	390.8	538.8	601.0
9/21/75	385.5	344.0	389.4	531.2	590.3
9/22/75	386.0	341.9	389.7	519.5	582.7
9/23/75	384.0	338.4	387.6	506.4	570.4
9/24/75	383.2	335.3	386.6	493.2	558.0
9/25/75	382.3	333.2	385.7	480.5	544.4

## Daily DSM2

Date	Avg Of H3-DB2	Avg Of H4-DB1	Avg Of H4-DB2	Avg Of NAA-DB1	Avg Of NAA-DB2
9/26/75	381.1	333.4	384.3	472.6	532.1
9/27/75	379.0	333.1	382.1	460.1	519.6
9/28/75	378.3	331.3	381.3	449.3	504.8
9/29/75	379.4	329.8	382.3	440.7	490.8
9/30/75	374.6	327.8	377.3	432.7	479.5
10/1/75	369.0	328.4	371.7	421.9	471.6
10/2/75	369.4	332.0	371.8	411.5	461.8
10/3/75	369.9	337.2	372.2	404.5	449.3
10/4/75	370.8	344.8	373.2	396.2	441.1
10/5/75	373.2	351.9	375.4	388.0	431.9
10/6/75	375.1	360.7	377.5	380.4	422.9
10/7/75	378.6	371.2	381.0	371.3	414.8
10/8/75	382.2	378.7	384.5	359.8	405.7
10/9/75	383.7	383.1	386.0	357.1	395.7
10/10/75	388.4	393.7	390.6	351.4	387.5
10/11/75	391.4	405.1	393.5	348.2	381.0
10/12/75	394.8	414.7	396.9	344.3	375.1
10/13/75	398.8	421.0	400.1	339.8	370.0
10/14/75	401.1	423.0	403.0	332.1	363.8
10/15/75	400.7	418.8	402.7	324.9	352.9
10/16/75	402.1	414.5	404.2	318.1	349.0
10/17/75	402.1	408.3	404.2	313.6	342.0
10/18/75	402.7	402.0	404.7	309.9	336.6
10/19/75	403.6	396.1	405.6	303.8	331.0
10/20/75	402.9	390.7	404.9	298.5	325.2
10/21/75	403.3	388.1	405.3	295.7	321.1
10/22/75	403.0	387.7	405.0	291.3	316.4
10/23/75	402.9	387.0	404.8	287.6	311.3
10/24/75	404.8	386.0	406.8	284.5	306.7
10/25/75	404.4	383.4	406.2	281.7	301.4
10/26/75	404.7	383.5	406.5	282.2	296.9
10/27/75	405.1	383.8	406.9	281.8	293.3
10/28/75	405.5	383.3	407.3	279.3	289.8
10/29/75	404.9	383.3	406.6	275.7	288.3
10/30/75	406.0	384.3	407.6	273.8	283.1
10/31/75	404.0	382.0	405.5	269.3	280.7
11/1/75	405.2	386.7	406.7	268.0	278.7
11/2/75	406.6	392.8	408.0	269.4	277.8
11/3/75	408.0	397.9	409.4	270.1	278.0
11/4/75	411.5	405.0	412.9	269.7	276.8
11/5/75	415.9	414.5	417.2	271.0	276.8
11/6/75	418.9	423.6	420.2	273.5	277.9
11/7/75	422.1	430.0	423.4	275.6	278.6
11/8/75	426.1	436.0	427.2	276.4	279.5
11/9/75	427.8	444.8	429.0	275.9	279.1

## Daily DSM2

Date	Avg Of H3-DB2	Avg Of H4-DB1	Avg Of H4-DB2	Avg Of NAA-DB1	Avg Of NAA-DB2
11/10/75	432.0	456.6	433.2	276.9	280.1
11/11/75	437.9	467.5	439.0	278.6	281.6
11/12/75	442.4	473.8	443.4	279.3	282.4
11/13/75	445.5	478.1	446.5	280.1	282.3
11/14/75	449.6	484.5	450.6	281.3	282.4
11/15/75	454.7	492.7	455.6	282.3	282.0
11/16/75	459.7	498.5	460.7	283.5	282.9
11/17/75	465.1	501.4	465.8	284.7	283.5
11/18/75	469.6	503.8	470.4	284.4	283.3
11/19/75	473.9	505.1	474.7	284.8	283.2
11/20/75	477.2	506.0	478.0	285.2	284.2
11/21/75	479.4	507.7	480.1	286.0	284.0
11/22/75	482.4	509.7	483.1	287.9	284.6
11/23/75	486.0	512.8	486.7	289.5	285.5
11/24/75	489.3	516.1	490.0	289.2	286.0
11/25/75	490.0	519.1	490.7	288.3	284.7
11/26/75	492.7	521.6	493.3	287.6	285.2
11/27/75	495.3	521.4	496.0	287.9	285.3
11/28/75	496.9	521.5	497.5	288.7	286.1
11/29/75	500.8	523.9	501.4	290.3	286.5
11/30/75	499.9	520.1	500.4	288.0	287.1
12/1/75	499.1	498.3	500.4	278.1	281.5
12/2/75	493.2	455.9	495.1	270.6	276.1
12/3/75	480.6	425.9	485.0	265.8	272.1
12/4/75	465.2	411.7	471.9	262.6	267.4
12/5/75	451.9	403.4	460.5	258.6	263.4
12/6/75	436.6	396.6	447.3	255.9	259.4
12/7/75	420.5	390.8	433.1	253.1	255.7
12/8/75	404.9	387.3	419.1	249.9	251.3
12/9/75	402.6	384.8	414.5	246.0	252.3
12/10/75	390.2	379.2	406.5	241.4	247.9
12/11/75	380.8	361.8	397.7	235.1	246.3
12/12/75	371.6	347.8	390.1	234.4	244.2
12/13/75	365.7	338.7	382.9	233.3	243.2
12/14/75	356.2	322.3	373.4	230.9	241.4
12/15/75	344.1	310.8	361.2	228.4	239.0
12/16/75	335.2	305.0	352.4	227.4	237.1
12/17/75	326.4	297.7	343.1	226.9	236.0
12/18/75	319.8	293.1	336.4	227.8	235.8
12/19/75	314.2	290.0	330.4	230.0	235.9
12/20/75	309.9	290.0	325.8	234.1	237.6
12/21/75	305.9	292.8	321.1	239.4	239.9
12/22/75	302.8	293.3	316.3	246.0	243.6
12/23/75	301.7	297.2	313.8	252.4	249.3
12/24/75	300.4	297.4	310.9	261.5	254.4

## Daily DSM2

Date	Avg Of H3-DB2	Avg Of H4-DB1	Avg Of H4-DB2	Avg Of NAA-DB1	Avg Of NAA-DB2
12/25/75	301.7	298.4	309.9	270.5	262.4
12/26/75	303.3	298.3	309.8	280.5	270.0
12/27/75	305.5	299.5	309.7	289.7	278.2
12/28/75	308.4	300.9	309.5	302.9	287.2
12/29/75	313.3	305.5	310.8	319.5	298.7
12/30/75	319.5	312.3	313.7	339.2	311.9
12/31/75	333.0	321.5	322.4	364.5	329.0
1/1/76	343.1	331.4	329.4	391.4	347.7
1/2/76	348.2	338.7	334.1	405.4	360.9
1/3/76	352.7	345.9	338.7	420.3	374.0
1/4/76	358.8	355.5	344.8	434.1	390.0
1/5/76	363.9	368.0	350.1	446.1	406.5
1/6/76	371.8	387.2	358.0	458.8	431.6
1/7/76	378.7	401.4	364.5	476.6	436.8
1/8/76	384.4	404.6	369.9	487.1	452.2
1/9/76	388.0	404.9	373.8	498.5	462.3
1/10/76	395.1	414.3	380.6	518.3	477.1
1/11/76	404.4	420.3	389.5	538.1	497.1
1/12/76	411.9	425.0	396.9	548.2	514.2
1/13/76	416.1	426.5	401.0	551.7	525.7
1/14/76	422.8	431.8	407.5	553.8	535.0
1/15/76	429.5	436.7	414.1	554.0	543.6
1/16/76	433.8	441.7	418.3	555.2	551.8
1/17/76	439.7	448.4	424.2	556.8	558.9
1/18/76	444.1	457.0	428.6	558.7	564.0
1/19/76	451.1	470.6	435.5	561.6	569.8
1/20/76	457.0	489.1	441.4	564.9	575.6
1/21/76	465.1	503.3	449.5	569.3	579.5
1/22/76	471.3	506.8	455.7	572.9	584.0
1/23/76	474.7	506.8	459.5	576.8	589.1
1/24/76	482.4	511.5	466.8	578.9	592.5
1/25/76	488.4	515.2	472.9	579.4	595.5
1/26/76	496.2	524.7	480.6	578.8	597.9
1/27/76	503.8	528.3	488.4	577.2	601.1
1/28/76	507.0	527.3	491.6	577.1	603.0
1/29/76	511.3	531.0	496.0	576.4	604.0
1/30/76	517.2	539.8	501.9	575.9	605.6
1/31/76	522.0	540.2	506.9	577.0	609.9
2/1/76	524.2	514.6	509.0	579.8	613.3
2/2/76	527.8	500.1	512.6	583.9	615.4
2/3/76	529.6	493.0	514.3	586.5	617.1
2/4/76	531.6	492.2	516.2	591.9	620.8
2/5/76	532.4	492.8	517.2	595.3	624.0
2/6/76	533.5	492.8	518.3	599.6	628.0
2/7/76	533.1	487.5	518.1	600.2	631.1



## Daily DSM2

Date	Avg Of H3-DB2	Avg Of H4-DB1	Avg Of H4-DB2	Avg Of NAA-DB1	Avg Of NAA-DB2
2/8/76	528.9	479.0	514.0	599.7	632.7
2/9/76	527.8	476.1	513.1	602.9	636.0
2/10/76	526.7	478.3	512.3	600.9	637.9
2/11/76	522.8	474.0	508.7	597.4	638.2
2/12/76	517.9	469.9	504.2	597.1	638.8
2/13/76	518.3	472.4	504.9	597.1	642.3
2/14/76	515.2	474.7	502.1	597.8	641.7
2/15/76	514.7	475.1	501.9	598.3	641.3
2/16/76	510.9	477.4	498.4	602.1	643.1
2/17/76	507.7	476.4	495.6	602.5	642.2
2/18/76	506.4	473.9	494.7	602.5	641.9
2/19/76	507.3	475.1	495.8	605.4	645.6
2/20/76	506.5	472.6	495.3	604.0	645.2
2/21/76	504.5	465.9	493.6	599.5	646.7
2/22/76	499.6	458.6	489.1	593.7	644.6
2/23/76	496.3	456.9	486.2	591.8	643.5
2/24/76	494.9	458.9	485.1	585.4	641.8
2/25/76	491.8	458.0	482.4	578.4	638.0
2/26/76	489.3	455.5	480.2	575.3	635.2
2/27/76	488.6	456.1	479.7	571.7	633.8
2/28/76	482.7	453.6	474.3	564.8	625.9
2/29/76	477.0	446.9	468.8	559.1	621.2
3/1/76	475.3	446.5	467.6	548.0	616.3
3/2/76	476.8	449.7	469.2	552.2	619.2
3/3/76	478.6	453.1	471.0	552.7	619.2
3/4/76	481.7	456.9	474.0	553.1	620.9
3/5/76	482.1	457.3	474.5	552.6	619.9
3/6/76	483.5	453.4	475.9	548.0	620.3
3/7/76	481.7	446.5	474.6	540.9	617.4
3/8/76	481.0	441.1	473.9	534.9	615.4
3/9/76	477.3	439.1	471.1	529.1	609.9
3/10/76	476.2	439.1	470.0	525.6	607.2
3/11/76	475.9	441.5	468.4	521.5	604.0
3/12/76	475.7	443.7	469.8	517.5	602.3
3/13/76	474.6	444.0	469.0	513.4	598.0
3/14/76	473.0	444.2	467.8	512.4	594.1
3/15/76	472.0	444.2	467.1	508.6	589.3
3/16/76	469.8	440.5	465.0	499.7	583.0
3/17/76	468.3	438.2	463.6	496.1	578.1
3/18/76	467.5	439.1	463.0	495.4	573.5
3/19/76	467.9	441.1	463.6	492.2	569.6
3/20/76	468.6	439.9	463.0	484.5	567.7
3/21/76	466.5	434.3	461.7	476.1	561.8
3/22/76	465.3	430.0	461.4	470.4	558.4
3/23/76	466.3	429.2	462.5	464.4	556.5

## Daily DSM2

Date	Avg Of H3-DB2	Avg Of H4-DB1	Avg Of H4-DB2	Avg Of NAA-DB1	Avg Of NAA-DB2
3/24/76	466.6	430.4	463.0	465.3	555.4
3/25/76	466.0	430.5	462.6	461.3	551.3
3/26/76	464.7	430.7	461.5	458.9	547.7
3/27/76	465.1	429.1	461.7	453.8	544.4
3/28/76	465.2	429.8	461.8	454.9	543.8
3/29/76	462.0	427.1	459.0	448.0	535.8
3/30/76	461.3	423.9	458.4	441.6	532.1
3/31/76	460.9	422.0	458.2	436.5	527.8
4/1/76	458.5	422.7	458.4	429.3	520.4
4/2/76	462.1	428.5	459.8	429.7	518.4
4/3/76	462.9	435.5	460.7	434.0	515.8
4/4/76	466.1	441.8	464.1	436.6	515.7
4/5/76	469.0	447.3	467.1	438.2	516.2
4/6/76	473.2	451.6	471.3	436.9	517.8
4/7/76	474.5	455.1	472.6	439.8	516.9
4/8/76	477.2	458.5	475.4	442.3	517.6
4/9/76	479.4	462.5	477.6	443.4	516.1
4/10/76	482.6	466.5	480.9	446.5	519.5
4/11/76	484.5	469.3	482.9	447.1	517.7
4/12/76	485.6	472.0	484.0	447.9	514.4
4/13/76	488.1	475.2	486.6	450.3	514.4
4/14/76	489.1	478.1	487.8	452.2	511.7
4/15/76	495.3	483.7	494.0	459.8	513.3
4/16/76	496.9	489.7	495.7	462.8	512.7
4/17/76	500.1	494.6	498.9	463.4	512.1
4/18/76	504.2	498.2	503.1	464.8	515.0
4/19/76	508.8	501.6	507.7	465.1	518.2
4/20/76	511.5	503.7	510.5	462.0	518.2
4/21/76	514.0	503.4	513.0	460.0	520.0
4/22/76	516.7	502.9	515.7	460.6	521.1
4/23/76	520.4	503.8	519.4	462.1	524.2
4/24/76	522.6	505.8	521.7	465.6	524.4
4/25/76	525.4	506.5	524.5	464.0	524.3
4/26/76	524.8	503.9	523.9	460.6	520.8
4/27/76	526.1	499.6	525.3	458.5	521.4
4/28/76	528.2	498.5	527.4	459.6	522.7
4/29/76	528.6	498.9	527.9	460.5	520.7
4/30/76	528.1	499.2	527.3	460.7	517.6
5/1/76	528.9	498.2	528.2	457.5	516.1
5/2/76	530.1	496.9	529.5	454.4	515.6
5/3/76	529.9	495.2	529.3	451.7	513.7
5/4/76	531.2	494.2	530.5	450.1	514.0
5/5/76	533.2	492.1	532.5	446.5	515.4
5/6/76	534.3	490.9	533.7	445.2	515.6
5/7/76	535.2	488.7	534.5	443.0	516.3

## Daily DSM2

Date	Avg Of H3-DB2	Avg Of H4-DB1	Avg Of H4-DB2	Avg Of NAA-DB1	Avg Of NAA-DB2
5/8/76	535.1	487.7	534.5	443.0	515.2
5/9/76	534.0	487.3	533.4	443.7	512.9
5/10/76	532.2	486.9	531.6	443.9	510.0
5/11/76	529.1	484.3	528.5	440.4	505.0
5/12/76	526.1	481.2	525.5	437.5	500.7
5/13/76	523.9	479.9	523.3	436.7	497.5
5/14/76	522.6	477.3	521.9	433.9	495.2
5/15/76	520.6	475.9	519.9	433.0	492.2
5/16/76	521.9	477.1	521.2	434.4	493.3
5/17/76	523.1	479.2	522.3	436.6	494.5
5/18/76	526.1	481.6	525.4	439.0	497.0
5/19/76	527.4	482.3	526.7	439.5	498.0
5/20/76	529.0	482.0	528.3	439.2	499.5
5/21/76	529.4	481.5	528.7	438.8	500.8
5/22/76	530.6	479.8	529.8	437.0	500.6
5/23/76	528.7	477.2	527.9	434.8	498.2
5/24/76	528.5	474.0	527.8	431.9	498.0
5/25/76	523.6	470.1	522.8	427.7	492.2
5/26/76	524.5	467.9	523.7	426.3	493.3
5/27/76	522.6	468.0	521.8	427.2	491.2
5/28/76	518.4	467.2	517.7	426.4	486.5
5/29/76	519.3	466.1	518.6	425.1	487.6
5/30/76	517.2	466.0	516.5	425.1	485.3
5/31/76	513.8	464.8	513.1	423.4	481.0
6/1/76	510.6	462.0	509.8	421.2	477.4
6/2/76	511.4	460.0	510.6	420.4	478.8
6/3/76	511.5	458.0	511.2	419.3	479.4
6/4/76	513.3	456.4	512.8	418.4	481.6
6/5/76	512.0	454.8	511.5	417.4	480.6
6/6/76	509.7	451.4	509.2	414.2	478.4
6/7/76	506.9	448.9	506.5	412.1	475.9
6/8/76	502.6	447.2	502.2	411.0	471.8
6/9/76	499.8	444.8	499.5	408.7	469.5
6/10/76	493.6	443.2	493.4	407.2	463.0
6/11/76	489.8	441.5	489.5	405.5	459.2
6/12/76	489.4	441.3	489.2	405.5	459.0
6/13/76	489.3	440.6	488.9	404.8	459.1
6/14/76	487.8	440.5	487.7	404.9	457.6
6/15/76	487.2	439.6	487.1	404.2	457.1
6/16/76	489.4	439.1	489.3	403.5	459.7
6/17/76	491.7	440.5	491.7	404.9	462.5
6/18/76	494.0	441.0	494.0	404.9	464.7
6/19/76	492.9	440.3	492.8	403.7	463.5
6/20/76	494.5	440.4	494.4	404.1	465.1
6/21/76	491.2	439.7	491.1	403.8	468.5

## Daily DSM2

Date	Avg Of H3-DB2	Avg Of H4-DB1	Avg Of H4-DB2	Avg Of NAA-DB1	Avg Of NAA-DB2
6/22/76	488.9	437.0	488.8	401.3	459.1
6/23/76	485.6	434.7	485.6	399.6	459.2
6/24/76	484.9	433.0	485.1	398.8	455.4
6/25/76	480.7	430.7	480.7	397.4	451.2
6/26/76	482.6	430.2	482.6	397.8	453.5
6/27/76	479.2	429.5	479.3	397.6	450.4
6/28/76	477.9	430.2	477.9	398.7	449.3
6/29/76	479.1	432.6	479.1	401.4	450.6
6/30/76	482.4	435.2	482.1	404.8	455.4
7/1/76	482.0	432.5	482.5	402.6	457.2
7/2/76	479.0	426.4	478.6	401.1	449.6
7/3/76	480.1	425.3	480.2	405.7	449.9
7/4/76	478.5	421.9	478.6	407.0	447.1
7/5/76	473.0	420.2	473.4	405.4	443.0
7/6/76	471.0	421.3	471.5	405.0	441.5
7/7/76	466.6	422.2	467.1	403.6	438.2
7/8/76	463.4	423.4	463.6	404.6	436.3
7/9/76	461.4	425.2	461.5	407.8	436.0
7/10/76	460.2	427.2	460.2	413.6	436.6
7/11/76	463.8	430.9	463.8	421.8	441.5
7/12/76	464.8	435.5	464.6	432.1	445.1
7/13/76	467.1	441.5	466.9	444.4	451.3
7/14/76	471.2	448.7	470.9	457.0	459.0
7/15/76	477.6	458.6	477.4	469.9	474.7
7/16/76	481.0	467.8	480.9	482.5	477.7
7/17/76	486.5	477.2	485.9	490.0	486.3
7/18/76	490.1	485.7	489.7	497.9	492.6
7/19/76	496.2	493.6	495.8	506.9	502.8
7/20/76	501.8	500.3	501.3	514.7	512.1
7/21/76	508.4	506.2	507.9	522.5	522.7
7/22/76	515.3	511.2	515.1	528.6	532.3
7/23/76	520.2	512.4	520.1	528.2	539.4
7/24/76	524.5	513.5	524.6	531.2	545.5
7/25/76	529.5	514.0	529.8	534.9	552.3
7/26/76	532.5	513.3	532.8	539.4	557.2
7/27/76	535.9	512.7	536.3	545.1	563.1
7/28/76	538.3	512.9	538.7	551.8	568.8
7/29/76	541.5	514.5	541.8	559.8	576.1
7/30/76	547.0	519.5	547.7	568.6	587.7
7/31/76	549.0	524.7	549.2	572.3	587.2
8/1/76	550.9	528.4	550.9	572.5	588.3
8/2/76	554.3	531.8	554.4	569.5	590.5
8/3/76	557.9	533.1	557.6	565.1	591.7
8/4/76	559.6	533.4	559.7	560.4	592.3
8/5/76	561.4	533.0	561.6	558.5	592.6

## Daily DSM2

Date	Avg Of H3-DB2	Avg Of H4-DB1	Avg Of H4-DB2	Avg Of NAA-DB1	Avg Of NAA-DB2
8/6/76	562.1	528.2	562.2	556.5	592.0
8/7/76	561.4	524.7	561.5	553.2	591.2
8/8/76	561.7	520.8	561.7	550.9	592.0
8/9/76	562.6	519.3	562.3	549.1	593.1
8/10/76	563.2	519.7	562.7	547.0	593.5
8/11/76	563.2	521.8	562.7	544.1	593.5
8/12/76	565.3	527.6	564.5	542.5	595.5
8/13/76	565.1	530.9	563.4	540.4	594.2
8/14/76	567.7	534.6	566.3	540.4	594.4
8/15/76	568.6	537.5	566.9	540.6	594.4
8/16/76	570.8	540.4	569.0	541.1	595.0
8/17/76	573.2	542.8	571.2	542.0	595.8
8/18/76	576.2	545.4	573.9	542.1	595.6
8/19/76	578.8	548.0	576.1	542.9	594.8
8/20/76	580.1	548.8	577.8	542.7	593.1
8/21/76	582.2	548.7	579.8	541.7	592.0
8/22/76	583.7	549.0	581.1	540.6	591.0
8/23/76	584.8	550.5	582.1	537.9	589.1
8/24/76	587.1	554.3	584.3	534.6	588.0
8/25/76	589.6	558.8	586.6	533.1	586.6
8/26/76	590.9	564.2	587.3	530.1	583.9
8/27/76	597.1	569.1	593.3	528.4	585.3
8/28/76	600.1	574.0	596.4	526.7	583.6
8/29/76	603.7	577.8	600.1	525.1	581.1
8/30/76	608.1	581.3	603.4	522.6	580.8
8/31/76	612.3	583.4	608.2	524.7	583.6
9/1/76	615.3	584.7	611.7	524.5	582.9
9/2/76	616.0	584.2	612.1	524.0	578.9
9/3/76	617.1	583.1	612.9	521.5	576.1
9/4/76	619.7	582.5	615.1	517.8	572.7
9/5/76	622.2	584.5	617.3	516.0	570.4
9/6/76	625.7	585.0	619.7	512.8	570.0
9/7/76	627.1	586.0	621.7	510.4	567.5
9/8/76	630.4	590.4	624.6	510.3	565.8
9/9/76	634.6	595.7	628.4	509.5	562.9
9/10/76	637.5	603.0	631.2	512.2	563.9
9/11/76	638.5	607.1	632.2	512.9	561.9
9/12/76	641.6	609.9	634.9	511.9	561.2
9/13/76	645.5	618.4	638.3	515.1	560.2
9/14/76	650.4	626.2	642.8	517.3	559.4
9/15/76	656.0	632.3	647.8	520.2	559.4
9/16/76	660.1	635.5	651.7	521.2	559.5
9/17/76	664.0	637.8	655.2	521.6	559.9
9/18/76	668.2	640.9	659.0	521.9	559.4
9/19/76	672.1	643.3	662.4	522.5	558.6

## Daily DSM2

Date	Avg Of H3-DB2	Avg Of H4-DB1	Avg Of H4-DB2	Avg Of NAA-DB1	Avg Of NAA-DB2
9/20/76	675.6	642.7	665.9	522.6	558.8
9/21/76	677.9	640.3	667.9	521.1	558.1
9/22/76	679.2	639.8	669.2	521.3	556.7
9/23/76	683.3	642.2	672.9	524.3	558.1
9/24/76	685.1	644.5	674.5	527.7	558.9
9/25/76	688.6	647.6	677.8	531.8	559.8
9/26/76	692.4	653.0	680.5	538.3	562.0
9/27/76	695.7	658.0	683.4	545.2	564.3
9/28/76	700.1	664.5	688.0	553.9	567.8
9/29/76	704.4	670.4	691.9	562.4	572.0
9/30/76	708.0	675.9	694.9	572.4	576.7
10/1/76	711.4	680.1	697.9	586.2	583.8
10/2/76	713.0	681.8	699.6	599.2	589.6
10/3/76	714.9	681.7	701.5	613.3	596.4
10/4/76	718.7	684.5	705.3	630.9	607.1
10/5/76	723.6	691.9	710.1	649.5	620.9
10/6/76	725.0	699.2	711.8	662.9	630.0
10/7/76	728.6	705.2	715.4	673.1	639.0
10/8/76	731.6	708.9	718.6	682.9	649.5
10/9/76	736.6	716.2	723.7	693.4	663.0
10/10/76	740.5	723.6	727.8	700.6	674.8
10/11/76	744.7	729.0	732.2	703.2	683.9
10/12/76	749.3	733.7	737.0	706.3	695.9
10/13/76	752.1	736.2	740.3	707.4	702.3
10/14/76	757.0	738.3	745.2	709.1	711.9
10/15/76	761.7	742.5	750.1	709.7	719.8
10/16/76	767.3	747.2	755.8	708.8	726.2
10/17/76	774.9	749.4	763.9	709.1	733.8
10/18/76	776.9	745.6	766.4	707.0	735.8
10/19/76	777.0	735.0	767.0	703.0	736.9
10/20/76	778.0	724.2	768.4	700.5	739.5
10/21/76	776.4	714.8	767.4	700.6	740.7
10/22/76	774.4	704.0	766.0	700.6	742.6
10/23/76	771.1	696.6	763.1	702.9	743.7
10/24/76	766.0	689.0	758.6	702.6	743.4
10/25/76	759.8	679.6	752.9	703.8	743.8
10/26/76	758.4	673.3	751.8	709.8	747.6
10/27/76	754.1	669.4	747.9	716.9	751.6
10/28/76	753.1	666.9	747.0	723.7	754.2
10/29/76	752.9	665.4	747.0	730.0	758.0
10/30/76	749.7	664.5	744.1	737.4	763.0
10/31/76	745.2	661.2	739.9	743.0	765.9
11/1/76	742.9	659.6	737.7	749.3	770.9
11/2/76	738.3	652.8	733.5	757.8	776.3
11/3/76	731.7	640.6	727.2	767.4	782.8

## Daily DSM2

Date	Avg Of H3-DB2	Avg Of H4-DB1	Avg Of H4-DB2	Avg Of NAA-DB1	Avg Of NAA-DB2
11/4/76	723.8	634.5	719.8	778.0	792.2
11/5/76	718.0	630.2	714.1	785.7	799.4
11/6/76	713.8	625.2	710.1	789.4	806.4
11/7/76	704.1	617.8	700.8	791.4	812.3
11/8/76	698.3	611.3	695.2	795.2	818.5
11/9/76	691.8	606.8	689.0	800.2	824.7
11/10/76	686.5	601.0	683.8	802.7	831.2
11/11/76	680.6	599.0	678.0	809.8	838.2
11/12/76	676.8	598.1	674.4	813.6	844.0
11/13/76	673.8	596.8	671.7	815.6	848.0
11/14/76	670.7	598.3	668.5	819.6	852.5
11/15/76	663.3	594.7	661.3	823.2	854.6
11/16/76	660.0	594.2	658.0	824.3	859.0
11/17/76	653.3	587.7	651.6	824.5	861.5
11/18/76	649.0	581.9	647.4	824.7	865.7
11/19/76	641.4	578.5	639.9	825.0	867.4
11/20/76	634.7	576.6	633.3	827.4	869.3
11/21/76	628.2	571.2	627.1	829.1	873.0
11/22/76	625.5	569.3	624.3	837.1	876.0
11/23/76	624.0	567.1	622.8	843.5	879.9
11/24/76	621.4	567.4	620.3	855.1	884.5
11/25/76	620.4	567.2	619.4	867.1	890.9
11/26/76	620.3	571.9	619.3	882.3	898.8
11/27/76	617.6	576.6	616.7	897.9	911.4
11/28/76	617.1	580.0	616.2	914.0	914.1
11/29/76	617.4	586.6	616.5	925.9	922.8
11/30/76	619.6	589.1	618.7	940.5	938.1
12/1/76	620.3	594.3	619.5	957.1	950.2
12/2/76	622.6	598.6	621.8	965.5	962.6
12/3/76	624.7	603.9	624.0	976.5	976.3
12/4/76	627.6	610.0	626.9	984.9	985.4
12/5/76	630.2	612.5	629.6	985.2	994.4
12/6/76	633.1	615.0	632.5	988.8	1002.3
12/7/76	634.8	618.0	634.3	992.6	1008.6
12/8/76	639.2	621.8	638.6	994.7	1016.4
12/9/76	641.0	623.5	640.5	990.6	1020.2
12/10/76	642.1	623.6	641.7	986.2	1022.5
12/11/76	645.8	625.9	645.5	987.4	1028.7
12/12/76	648.7	629.5	648.3	988.8	1033.7
12/13/76	652.1	634.0	651.8	991.2	1036.4
12/14/76	653.4	636.3	653.0	988.7	1036.5
12/15/76	656.5	637.6	656.1	983.8	1038.5
12/16/76	659.1	639.9	658.8	977.0	1038.2
12/17/76	661.6	639.4	661.2	965.6	1036.5
12/18/76	662.1	637.4	661.7	955.5	1031.4

## Daily DSM2

Date	Avg Of H3-DB2	Avg Of H4-DB1	Avg Of H4-DB2	Avg Of NAA-DB1	Avg Of NAA-DB2
12/19/76	663.5	634.3	663.2	946.3	1028.4
12/20/76	663.4	631.5	663.1	939.6	1023.8
12/21/76	663.7	630.5	663.3	936.4	1020.4
12/22/76	664.2	631.1	663.9	936.6	1018.2
12/23/76	665.2	632.6	664.9	938.8	1016.9
12/24/76	666.7	634.9	666.4	943.2	1016.3
12/25/76	669.5	637.3	669.4	946.5	1017.8
12/26/76	671.6	643.2	671.4	956.7	1017.7
12/27/76	673.0	652.6	672.7	969.7	1018.3
12/28/76	675.8	660.2	675.5	975.6	1019.8
12/29/76	680.7	669.3	680.4	980.7	1023.6
12/30/76	686.1	678.7	685.9	986.5	1028.5
12/31/76	694.6	685.3	694.4	984.0	1032.5
1/1/77	706.7	703.3	706.6	981.9	1035.1
1/2/77	717.7	724.9	717.5	996.5	1042.8
1/3/77	724.8	726.5	724.7	990.7	1041.7
1/4/77	735.0	739.9	734.9	983.1	1041.2
1/5/77	745.9	754.2	745.8	998.6	1047.5
1/6/77	754.4	757.6	754.4	996.3	1049.0
1/7/77	766.5	768.4	766.4	998.7	1054.1
1/8/77	774.6	774.7	774.5	1004.3	1056.2
1/9/77	783.9	779.8	783.9	1004.9	1059.7
1/10/77	793.6	788.3	793.5	1007.7	1062.2
1/11/77	805.5	797.0	805.5	1018.0	1065.1
1/12/77	811.1	805.2	811.1	1022.5	1067.3
1/13/77	818.5	811.8	818.6	1018.5	1068.3
1/14/77	827.6	816.8	827.7	1013.0	1070.0
1/15/77	836.0	819.9	836.3	1007.6	1071.2
1/16/77	840.8	820.3	841.2	999.0	1069.1
1/17/77	847.0	821.5	847.4	991.3	1067.3
1/18/77	851.1	824.3	851.7	985.4	1065.7
1/19/77	854.2	826.4	854.9	980.2	1063.1
1/20/77	858.3	829.8	859.1	974.8	1060.0
1/21/77	863.8	834.4	864.6	970.8	1062.3
1/22/77	868.2	840.3	869.1	968.4	1059.2
1/23/77	874.2	847.3	875.3	968.5	1059.5
1/24/77	878.5	853.8	879.7	966.9	1055.6
1/25/77	882.3	860.3	883.5	970.0	1054.3
1/26/77	886.4	865.5	887.7	968.3	1052.0
1/27/77	891.6	869.6	893.0	960.4	1050.2
1/28/77	896.1	872.1	897.6	948.8	1043.7
1/29/77	900.2	875.1	901.9	943.9	1042.8
1/30/77	903.1	873.3	904.8	933.7	1036.6
1/31/77	906.4	870.9	908.3	924.3	1029.5
2/1/77	907.5	865.3	909.4	915.0	1024.0



## Daily DSM2

Date	Avg Of H3-DB2	Avg Of H4-DB1	Avg Of H4-DB2	Avg Of NAA-DB1	Avg Of NAA-DB2
2/2/77	910.6	863.7	912.5	914.6	1024.4
2/3/77	910.0	861.1	911.9	911.1	1017.5
2/4/77	915.2	858.2	917.1	907.0	1020.6
2/5/77	915.4	857.7	917.4	905.3	1016.0
2/6/77	918.7	855.6	920.6	900.9	1015.8
2/7/77	918.5	854.1	920.4	895.6	1011.8
2/8/77	920.9	860.1	922.8	902.5	1009.4
2/9/77	924.6	861.2	924.9	899.9	1009.5
2/10/77	925.8	861.9	927.2	897.2	1007.8
2/11/77	925.2	855.6	927.2	882.8	1001.4
2/12/77	922.1	850.6	924.0	868.7	992.7
2/13/77	920.7	846.2	922.7	856.2	986.8
2/14/77	923.9	844.9	925.9	849.1	981.1
2/15/77	923.8	847.3	926.0	849.5	977.5
2/16/77	922.2	845.5	924.3	844.3	972.3
2/17/77	920.7	843.5	922.9	839.3	970.0
2/18/77	922.7	841.5	925.1	834.8	965.9
2/19/77	925.5	839.1	928.0	830.0	964.6
2/20/77	924.9	831.8	927.6	817.4	958.8
2/21/77	928.1	841.7	930.9	831.1	959.9
2/22/77	922.5	832.5	925.4	814.3	950.8
2/23/77	927.3	838.3	930.3	822.1	955.4
2/24/77	927.9	838.6	930.9	820.3	953.8
2/25/77	926.4	833.3	929.5	809.6	949.3
2/26/77	921.7	822.2	924.7	791.5	940.2
2/27/77	918.5	814.1	921.2	778.4	929.9
2/28/77	909.5	806.4	914.4	764.4	918.2
3/1/77	905.2	802.5	909.4	758.0	910.0
3/2/77	900.3	797.8	904.7	754.3	902.1
3/3/77	897.1	797.9	900.5	757.2	896.2
3/4/77	894.1	792.3	897.2	753.2	890.9
3/5/77	894.9	788.9	897.2	750.0	891.2
3/6/77	890.6	787.1	891.7	749.9	883.5
3/7/77	889.0	782.9	888.6	746.4	879.7
3/8/77	885.1	779.5	884.3	743.8	874.0
3/9/77	881.4	788.0	879.6	754.8	868.2
3/10/77	876.8	780.4	873.9	746.0	861.0
3/11/77	875.0	772.6	870.8	737.3	857.2
3/12/77	873.9	765.1	868.4	729.4	854.3
3/13/77	870.1	758.6	863.2	722.8	848.4
3/14/77	866.7	748.5	858.0	711.7	842.9
3/15/77	864.3	738.8	854.4	701.5	839.0
3/16/77	862.8	740.1	852.0	703.9	837.0
3/17/77	861.5	741.9	850.2	706.3	834.1
3/18/77	858.7	744.2	847.0	708.4	830.2

## Daily DSM2

Date	Avg Of H3-DB2	Avg Of H4-DB1	Avg Of H4-DB2	Avg Of NAA-DB1	Avg Of NAA-DB2
3/19/77	858.0	745.6	845.0	709.8	828.0
3/20/77	856.3	743.3	842.6	707.4	822.4
3/21/77	853.6	738.2	839.2	702.3	821.0
3/22/77	849.5	730.9	832.9	693.5	814.6
3/23/77	849.4	728.1	832.0	691.1	813.6
3/24/77	845.8	722.1	826.7	685.7	809.8
3/25/77	847.4	722.9	828.1	687.8	809.7
3/26/77	845.9	718.1	826.1	683.2	807.1
3/27/77	846.9	720.9	825.9	686.9	807.3
3/28/77	839.1	714.1	816.5	679.4	796.8
3/29/77	839.1	708.9	816.1	673.3	796.4
3/30/77	837.6	703.9	813.0	668.8	794.1
3/31/77	834.7	691.6	808.1	655.9	788.2
4/1/77	828.6	685.7	800.7	651.2	780.2
4/2/77	821.8	679.9	793.4	645.6	773.3
4/3/77	813.0	675.9	784.5	642.4	764.1
4/4/77	804.8	671.3	776.5	638.4	756.8
4/5/77	797.0	669.0	769.3	637.1	749.1
4/6/77	786.1	662.2	759.0	630.7	738.8
4/7/77	781.7	656.8	755.2	625.8	735.3
4/8/77	780.6	655.6	754.5	625.3	735.0
4/9/77	777.6	652.6	751.9	623.1	732.4
4/10/77	773.9	648.8	748.7	619.3	729.3
4/11/77	771.2	645.1	746.4	615.5	726.5
4/12/77	768.0	640.7	743.7	610.7	723.8
4/13/77	764.9	637.2	741.0	608.2	722.3
4/14/77	762.7	633.1	739.2	604.6	720.9
4/15/77	757.0	629.8	733.9	601.8	715.8
4/16/77	754.1	629.7	731.5	602.0	713.3
4/17/77	744.8	625.6	722.8	597.6	704.6
4/18/77	740.7	622.3	719.2	593.9	701.0
4/19/77	736.6	618.2	715.7	590.0	699.0
4/20/77	731.2	614.8	710.7	587.0	693.4
4/21/77	726.9	611.1	706.9	583.6	690.2
4/22/77	721.7	607.4	702.2	580.2	685.2
4/23/77	718.2	604.6	699.2	577.5	682.0
4/24/77	718.6	601.6	699.8	575.3	684.0
4/25/77	716.0	598.5	697.6	572.5	680.8
4/26/77	714.3	595.6	696.1	569.9	679.3
4/27/77	715.2	594.6	697.1	568.4	681.2
4/28/77	709.0	591.3	691.5	565.0	675.2
4/29/77	703.9	585.2	686.9	559.2	671.1
4/30/77	694.8	580.9	678.0	556.2	662.8
5/1/77	688.0	577.9	671.8	555.1	657.6
5/2/77	677.1	574.0	661.5	552.0	647.4

## Daily DSM2

Date	Avg Of H3-DB2	Avg Of H4-DB1	Avg Of H4-DB2	Avg Of NAA-DB1	Avg Of NAA-DB2
5/3/77	669.7	572.6	655.2	552.2	640.3
5/4/77	660.6	570.7	646.3	553.1	634.2
5/5/77	654.0	566.9	640.3	551.6	629.4
5/6/77	648.8	563.3	635.4	550.7	626.1
5/7/77	645.4	558.6	632.2	549.1	624.2
5/8/77	645.5	553.6	632.8	547.6	625.1
5/9/77	645.8	553.2	632.8	550.7	626.2
5/10/77	642.7	548.1	630.3	549.7	622.2
5/11/77	639.2	547.1	627.0	550.0	622.8
5/12/77	635.6	545.8	623.3	551.4	620.6
5/13/77	630.5	540.8	618.5	548.8	618.3
5/14/77	627.4	539.0	615.6	548.6	616.4
5/15/77	621.2	537.6	609.6	548.0	610.6
5/16/77	615.3	536.8	604.1	548.7	608.1
5/17/77	609.0	533.5	598.6	546.3	604.7
5/18/77	604.9	529.6	594.5	543.5	602.1
5/19/77	600.7	526.6	590.6	541.6	599.5
5/20/77	594.8	523.2	585.2	539.4	595.9
5/21/77	593.7	519.9	584.5	536.9	596.3
5/22/77	591.6	517.4	582.3	535.3	595.0
5/23/77	590.3	515.0	581.4	533.6	593.9
5/24/77	590.7	512.7	581.7	532.5	594.8
5/25/77	588.1	509.7	579.3	529.8	593.5
5/26/77	588.7	511.9	579.7	531.0	594.5
5/27/77	585.2	513.6	576.5	531.9	592.3
5/28/77	580.2	512.1	569.7	528.7	586.6
5/29/77	575.5	512.0	567.4	527.0	584.3
5/30/77	569.5	511.3	561.8	524.4	579.2
5/31/77	566.0	510.3	558.4	519.9	575.6
6/1/77	560.4	508.1	553.4	513.6	568.8
6/2/77	557.1	508.1	550.8	510.0	564.5
6/3/77	555.4	509.1	549.4	508.1	561.4
6/4/77	556.5	510.0	550.8	506.2	561.4
6/5/77	556.6	510.8	551.1	504.6	560.4
6/6/77	558.6	512.4	553.2	504.0	561.7
6/7/77	561.0	514.3	555.7	503.7	563.3
6/8/77	563.0	517.0	558.0	504.9	564.6
6/9/77	564.9	521.9	559.8	509.4	565.3
6/10/77	565.1	526.4	560.0	513.5	564.3
6/11/77	565.6	529.9	560.4	516.0	562.9
6/12/77	567.9	534.7	562.5	520.2	563.8
6/13/77	568.3	540.0	562.7	525.0	562.1
6/14/77	571.5	545.5	565.5	530.2	563.8
6/15/77	573.6	550.9	567.2	535.4	564.0
6/16/77	578.1	556.4	571.4	541.1	567.7

## Daily DSM2

Date	Avg Of H3-DB2	Avg Of H4-DB1	Avg Of H4-DB2	Avg Of NAA-DB1	Avg Of NAA-DB2
6/17/77	581.0	561.4	573.8	546.2	569.2
6/18/77	586.2	565.5	578.8	550.5	573.7
6/19/77	588.6	569.2	580.7	554.3	575.0
6/20/77	591.6	572.6	583.5	557.8	577.3
6/21/77	595.3	575.2	586.8	560.4	580.4
6/22/77	598.6	578.3	589.8	563.7	583.3
6/23/77	602.7	582.0	593.5	567.8	587.1
6/24/77	606.1	586.1	596.2	572.9	589.4
6/25/77	611.0	591.7	600.5	579.9	593.8
6/26/77	614.6	596.3	603.1	585.6	596.1
6/27/77	619.8	599.6	607.1	589.8	600.1
6/28/77	624.3	601.8	610.7	592.8	603.8
6/29/77	627.6	603.2	613.1	594.9	606.3
6/30/77	630.4	603.9	615.2	596.3	608.8
7/1/77	633.7	603.1	617.7	596.2	611.7
7/2/77	636.0	602.8	618.9	597.6	613.3
7/3/77	638.9	603.2	620.4	600.0	615.6
7/4/77	642.2	604.4	622.7	602.9	618.6
7/5/77	645.7	604.9	625.1	605.4	621.7
7/6/77	649.4	607.0	627.6	610.6	625.0
7/7/77	654.2	612.2	630.7	619.6	629.2
7/8/77	659.2	620.0	633.4	630.1	633.3
7/9/77	666.6	626.9	638.1	639.3	639.7
7/10/77	672.4	633.7	641.0	647.1	644.2
7/11/77	679.4	638.5	645.0	652.0	650.1
7/12/77	685.5	640.8	649.0	654.0	655.4
7/13/77	689.7	641.5	651.8	654.2	659.2
7/14/77	694.1	641.0	655.0	653.6	663.2
7/15/77	696.2	639.8	656.3	651.9	665.1
7/16/77	698.3	637.6	657.7	649.5	667.1
7/17/77	700.3	636.1	659.2	648.3	669.1
7/18/77	702.3	635.4	660.6	648.1	671.0
7/19/77	703.9	634.4	661.6	647.7	672.5
7/20/77	706.1	633.6	663.4	648.0	674.8
7/21/77	708.6	635.2	665.1	651.1	677.2
7/22/77	711.4	637.8	667.2	655.0	680.0
7/23/77	714.9	642.3	669.7	660.7	683.3
7/24/77	717.6	645.5	671.4	664.7	686.0
7/25/77	719.8	649.1	672.6	668.8	688.1
7/26/77	721.9	651.6	673.9	671.3	690.2
7/27/77	723.5	652.7	674.9	672.2	692.0
7/28/77	724.5	651.9	675.7	671.2	693.2
7/29/77	726.3	652.0	677.3	671.4	695.3
7/30/77	728.2	653.0	679.0	672.2	697.4
7/31/77	731.4	653.9	682.7	671.9	699.6

## Daily DSM2

Date	Avg Of H3-DB2	Avg Of H4-DB1	Avg Of H4-DB2	Avg Of NAA-DB1	Avg Of NAA-DB2
8/1/77	733.6	659.0	685.6	670.6	700.8
8/2/77	736.9	667.6	689.5	669.7	702.9
8/3/77	740.0	676.8	693.5	670.4	704.1
8/4/77	743.2	686.2	697.3	673.4	705.9
8/5/77	747.9	695.0	702.7	679.2	708.9
8/6/77	753.1	703.3	709.1	685.7	711.5
8/7/77	757.0	709.7	713.8	692.3	714.4
8/8/77	761.9	713.9	720.2	697.6	717.0
8/9/77	766.6	716.2	726.1	701.4	719.6
8/10/77	770.4	716.2	731.3	703.3	721.9
8/11/77	773.2	715.3	735.3	704.2	723.8
8/12/77	775.8	712.0	738.9	703.4	726.3
8/13/77	776.8	708.6	741.1	701.0	727.7
8/14/77	779.8	706.5	745.1	698.2	730.3
8/15/77	778.9	705.3	745.4	694.1	729.9
8/16/77	779.9	706.3	747.7	690.3	730.7
8/17/77	780.0	709.6	749.2	688.0	730.6
8/18/77	781.3	712.9	752.0	685.5	731.1
8/19/77	782.3	718.5	754.3	686.7	732.0
8/20/77	783.2	721.8	756.9	686.6	732.5
8/21/77	783.5	723.8	759.5	685.1	732.1
8/22/77	786.2	727.6	764.0	685.5	733.8
8/23/77	786.7	730.6	766.5	686.6	733.7
8/24/77	785.8	731.3	767.9	684.7	732.3
8/25/77	784.2	732.5	768.8	681.2	729.6
8/26/77	783.9	734.2	770.9	678.4	728.2
8/27/77	785.1	736.2	774.0	675.6	728.4
8/28/77	784.5	740.8	775.8	671.5	726.1
8/29/77	788.4	751.0	781.5	671.0	728.2
8/30/77	790.1	762.4	786.0	672.3	727.4
8/31/77	793.5	771.8	790.8	679.5	731.6
9/1/77	795.0	773.9	793.6	687.9	733.2
9/2/77	796.6	774.8	796.4	696.9	735.9
9/3/77	800.1	779.9	801.1	705.6	738.5
9/4/77	802.3	787.5	804.3	712.6	740.6
9/5/77	805.7	795.5	809.3	718.1	743.6
9/6/77	810.3	804.6	815.4	723.4	747.6
9/7/77	813.8	810.9	820.6	725.8	750.8
9/8/77	818.0	816.0	826.7	727.5	754.1
9/9/77	821.1	814.8	831.2	724.6	756.1
9/10/77	823.4	812.8	835.0	721.5	758.5
9/11/77	826.1	810.0	838.8	718.2	760.5
9/12/77	827.7	807.6	841.4	716.8	762.1
9/13/77	828.5	807.2	843.3	718.0	762.5
9/14/77	829.8	806.9	845.6	718.9	763.8

## Daily DSM2

Date	Avg Of H3-DB2	Avg Of H4-DB1	Avg Of H4-DB2	Avg Of NAA-DB1	Avg Of NAA-DB2
9/15/77	830.9	809.9	847.8	723.2	764.8
9/16/77	835.1	814.2	852.9	727.4	769.1
9/17/77	835.9	818.0	854.8	731.9	770.2
9/18/77	838.6	821.2	858.2	736.2	773.2
9/19/77	840.9	824.7	861.2	741.0	775.9
9/20/77	841.6	822.4	862.4	740.9	777.7
9/21/77	843.9	824.8	865.7	747.3	782.4
9/22/77	846.3	836.6	868.9	758.7	785.7
9/23/77	849.1	844.3	872.2	766.0	789.5
9/24/77	851.5	847.7	875.1	771.6	793.3
9/25/77	856.4	853.7	880.6	780.2	800.0
9/26/77	862.0	861.5	886.7	790.5	807.9
9/27/77	864.4	867.5	889.3	799.3	812.2
9/28/77	867.5	875.8	892.6	810.3	817.3
9/29/77	871.8	881.1	897.2	818.9	823.4
9/30/77	875.0	888.5	900.6	831.1	830.1
10/1/77	881.4	898.7	907.3	848.9	840.3
10/2/77	885.2	906.0	911.3	861.4	849.0
10/3/77	889.4	909.8	915.6	871.8	856.8
10/4/77	893.2	913.3	919.5	881.5	865.0
10/5/77	896.3	915.9	922.6	888.8	872.4
10/6/77	900.1	918.0	926.4	895.3	880.5
10/7/77	903.6	920.7	930.1	902.7	890.6
10/8/77	907.5	925.6	934.0	909.8	899.7
10/9/77	911.7	932.7	938.2	915.7	907.2
10/10/77	916.0	936.9	942.5	919.9	916.1
10/11/77	921.2	939.5	947.7	923.7	924.4
10/12/77	925.5	939.4	951.9	926.1	932.3
10/13/77	930.2	938.2	956.6	928.9	941.0
10/14/77	932.6	934.9	958.9	929.8	946.5
10/15/77	935.3	932.4	961.4	933.4	953.0
10/16/77	939.7	936.1	965.7	939.9	960.4
10/17/77	945.4	941.2	971.3	947.3	968.3
10/18/77	948.2	942.7	974.0	952.2	972.8
10/19/77	951.2	943.8	976.9	958.4	977.7
10/20/77	953.9	944.4	979.4	965.5	983.6
10/21/77	955.2	944.2	980.4	973.2	988.8
10/22/77	957.4	944.6	982.4	983.1	995.4
10/23/77	960.2	943.8	985.0	992.4	1001.9
10/24/77	961.3	942.3	985.8	1001.4	1008.5
10/25/77	963.1	940.0	987.3	1013.9	1018.1
10/26/77	968.4	944.5	992.4	1029.1	1029.7
10/27/77	969.1	944.3	992.6	1039.2	1038.8
10/28/77	973.5	947.7	996.9	1047.1	1047.7
10/29/77	970.8	941.6	993.6	1052.1	1055.3

## Daily DSM2

Date	Avg Of H3-DB2	Avg Of H4-DB1	Avg Of H4-DB2	Avg Of NAA-DB1	Avg Of NAA-DB2
10/30/77	971.2	939.4	993.8	1060.1	1061.9
10/31/77	975.6	938.5	997.1	1067.8	1070.7
11/1/77	977.6	942.6	998.2	1073.8	1074.9
11/2/77	984.9	955.9	1004.2	1090.9	1086.9
11/3/77	989.9	967.1	1008.5	1106.1	1099.6
11/4/77	993.1	968.6	1010.5	1113.0	1108.9
11/5/77	1000.3	973.0	1017.1	1113.0	1122.6
11/6/77	998.4	968.4	1014.3	1117.7	1124.7
11/7/77	1001.2	964.2	1016.1	1115.6	1131.8
11/8/77	1002.5	959.4	1016.8	1115.0	1140.9
11/9/77	1003.6	955.6	1016.5	1115.4	1148.3
11/10/77	1004.6	954.3	1016.7	1118.0	1155.4
11/11/77	1004.6	954.1	1015.7	1121.3	1161.1
11/12/77	1005.6	949.6	1015.2	1119.6	1165.8
11/13/77	1006.5	947.4	1014.8	1120.0	1169.7
11/14/77	1005.9	944.4	1012.7	1118.7	1170.9
11/15/77	1006.2	945.5	1011.3	1124.5	1173.9
11/16/77	1009.9	950.1	1013.3	1135.9	1180.9
11/17/77	1012.9	960.0	1015.2	1151.4	1186.2
11/18/77	1018.9	972.6	1019.1	1165.7	1195.7
11/19/77	1022.1	974.4	1020.3	1171.9	1200.4
11/20/77	1026.0	979.0	1020.9	1182.9	1206.5
11/21/77	1036.5	994.4	1029.1	1201.2	1220.8
11/22/77	1039.8	993.6	1030.4	1200.8	1225.3
11/23/77	1044.8	990.6	1032.5	1198.7	1230.5
11/24/77	1051.2	996.9	1034.6	1210.0	1237.5
11/25/77	1059.1	1010.1	1039.7	1226.7	1246.4
11/26/77	1068.7	1023.3	1045.5	1243.1	1257.2
11/27/77	1076.0	1029.0	1050.3	1248.5	1264.2
11/28/77	1082.9	1034.4	1053.8	1254.0	1270.2
11/29/77	1091.0	1043.3	1058.5	1263.6	1277.4
11/30/77	1104.1	1054.3	1069.3	1276.0	1291.4
12/1/77	1121.7	1065.1	1081.3	1288.3	1309.9
12/2/77	1135.3	1075.4	1091.5	1302.6	1325.8
12/3/77	1147.8	1090.2	1101.1	1317.9	1337.2
12/4/77	1156.9	1098.2	1108.1	1321.3	1344.5
12/5/77	1164.8	1107.1	1115.0	1326.9	1351.1
12/6/77	1176.9	1115.9	1124.4	1333.2	1361.3
12/7/77	1188.8	1120.0	1134.9	1334.8	1371.5
12/8/77	1198.2	1119.6	1142.7	1331.8	1378.9
12/9/77	1207.8	1120.8	1151.0	1331.1	1385.7
12/10/77	1216.5	1119.4	1158.6	1326.5	1392.2
12/11/77	1221.7	1118.1	1162.7	1324.3	1395.1
12/12/77	1223.0	1113.2	1162.8	1317.9	1393.7
12/13/77	1227.8	1112.3	1165.8	1319.0	1396.1

## Daily DSM2

Date	Avg Of H3-DB2	Avg Of H4-DB1	Avg Of H4-DB2	Avg Of NAA-DB1	Avg Of NAA-DB2
12/14/77	1239.3	1125.2	1175.0	1337.2	1404.8
12/15/77	1246.5	1130.8	1179.2	1341.2	1408.1
12/16/77	1249.6	1135.4	1180.3	1345.9	1407.0
12/17/77	1257.9	1152.1	1185.9	1368.6	1413.5
12/18/77	1261.8	1154.2	1189.6	1368.5	1415.1
12/19/77	1270.6	1151.6	1193.6	1366.1	1420.2
12/20/77	1284.5	1164.3	1201.6	1380.4	1428.9
12/21/77	1301.3	1183.2	1214.0	1394.5	1441.4
12/22/77	1308.8	1177.0	1218.8	1383.6	1445.2
12/23/77	1310.0	1166.5	1218.0	1367.4	1442.8
12/24/77	1310.7	1150.9	1216.8	1346.3	1439.9
12/25/77	1312.9	1143.6	1217.8	1335.5	1437.8
12/26/77	1314.1	1135.9	1217.5	1319.7	1433.5
12/27/77	1313.7	1127.0	1217.1	1305.0	1430.0
12/28/77	1311.6	1116.7	1215.2	1290.6	1423.6
12/29/77	1310.2	1106.5	1214.3	1275.9	1417.6
12/30/77	1303.6	1096.6	1208.6	1261.1	1406.5
12/31/77	1303.2	1092.2	1211.1	1251.7	1403.4
1/1/78	1302.1	1101.4	1212.5	1256.7	1391.8
1/2/78	1301.7	1092.0	1213.9	1239.2	1385.2
1/3/78	1297.4	1070.5	1211.1	1206.8	1374.3
1/4/78	1288.1	1040.4	1203.3	1163.5	1358.1
1/5/78	1270.6	1001.9	1187.5	1114.0	1332.3
1/6/78	1249.8	976.5	1168.5	1081.0	1309.3
1/7/78	1238.6	956.2	1159.2	1055.6	1286.0
1/8/78	1222.1	937.7	1144.6	1027.6	1264.0
1/9/78	1209.5	925.8	1133.8	1009.1	1246.9
1/10/78	1198.6	920.7	1124.8	996.3	1233.1
1/11/78	1186.2	911.2	1114.4	986.7	1219.4
1/12/78	1178.9	907.4	1109.2	979.7	1208.6
1/13/78	1160.8	910.4	1093.7	980.1	1185.4
1/14/78	1151.2	904.7	1086.0	974.0	1176.0
1/15/78	1149.9	910.0	1086.1	976.7	1170.6
1/16/78	1142.5	897.5	1080.4	955.6	1160.0
1/17/78	1128.2	871.9	1068.3	919.9	1145.8
1/18/78	1119.0	840.7	1061.1	881.8	1138.9
1/19/78	1107.1	824.3	1051.2	864.3	1130.7
1/20/78	1093.4	816.9	1040.0	854.6	1119.9
1/21/78	1085.1	812.4	1033.5	845.4	1112.2
1/22/78	1078.0	810.5	1028.2	847.9	1107.1
1/23/78	1075.3	811.4	1027.1	852.9	1109.6
1/24/78	1069.8	815.2	1023.2	862.6	1107.9
1/25/78	1064.6	815.0	1019.6	867.0	1112.1
1/26/78	1057.6	820.8	1014.6	869.3	1104.3
1/27/78	1053.1	822.9	1011.9	867.8	1101.8



## Daily DSM2

Date	Avg Of H3-DB2	Avg Of H4-DB1	Avg Of H4-DB2	Avg Of NAA-DB1	Avg Of NAA-DB2
1/28/78	1040.3	835.0	1001.4	876.4	1090.3
1/29/78	1031.9	829.1	994.9	869.5	1083.0
1/30/78	1030.4	839.7	994.5	881.4	1075.8
1/31/78	1031.3	834.6	996.4	892.1	1071.1
2/1/78	1016.7	807.7	983.9	848.2	1031.4
2/2/78	1001.1	785.7	970.4	791.8	990.0
2/3/78	986.0	760.8	957.3	736.3	949.3
2/4/78	973.5	750.0	946.5	706.1	913.9
2/5/78	961.7	742.2	936.3	691.4	881.4
2/6/78	951.2	740.6	927.3	676.2	845.5
2/7/78	943.4	740.9	920.7	673.6	823.7
2/8/78	937.8	735.9	916.3	661.3	797.5
2/9/78	930.7	737.9	910.3	650.0	774.5
2/10/78	935.0	741.0	915.4	638.5	761.2
2/11/78	935.0	742.8	916.2	621.0	761.3
2/12/78	941.8	753.1	923.2	625.5	766.4
2/13/78	941.0	746.1	923.1	628.1	764.7
2/14/78	939.3	729.2	922.2	617.3	761.5
2/15/78	938.0	732.0	921.7	602.0	758.7
2/16/78	936.7	728.9	921.2	591.0	757.0
2/17/78	925.9	703.8	911.5	577.0	756.9
2/18/78	911.0	650.5	897.5	567.9	755.6
2/19/78	887.0	599.9	874.6	568.1	751.0
2/20/78	873.6	573.8	862.0	573.3	754.3
2/21/78	861.7	565.8	850.7	589.8	762.3
2/22/78	861.1	567.3	850.4	604.4	771.7
2/23/78	854.7	576.4	844.4	617.6	776.8
2/24/78	881.7	589.3	871.0	631.8	789.3
2/25/78	871.1	609.3	861.1	634.1	785.9
2/26/78	902.0	675.1	891.4	641.0	789.1
2/27/78	916.5	726.9	906.1	645.4	785.8
2/28/78	917.8	714.0	907.7	646.4	772.2
3/1/78	909.2	687.7	899.8	634.4	752.6
3/2/78	909.7	682.6	900.3	622.7	734.1
3/3/78	888.6	668.4	879.9	579.1	699.2
3/4/78	903.3	680.8	894.8	579.0	683.5
3/5/78	906.4	675.0	898.0	572.1	687.2
3/6/78	903.2	667.0	894.8	564.6	677.2
3/7/78	893.1	664.7	885.2	554.5	664.8
3/8/78	896.5	666.3	889.2	552.0	654.4
3/9/78	892.9	670.5	885.8	556.8	651.8
3/10/78	876.6	653.1	870.4	541.8	652.3
3/11/78	836.4	607.1	831.3	541.9	654.0
3/12/78	793.6	571.5	789.0	539.8	661.0
3/13/78	755.0	552.8	751.3	541.0	667.1

## Daily DSM2

Date	Avg Of H3-DB2	Avg Of H4-DB1	Avg Of H4-DB2	Avg Of NAA-DB1	Avg Of NAA-DB2
3/14/78	726.2	547.3	722.9	548.7	669.5
3/15/78	681.8	545.9	678.9	544.1	675.1
3/16/78	663.9	545.1	661.6	544.5	675.0
3/17/78	661.4	545.3	660.6	553.1	675.8
3/18/78	672.2	547.1	669.8	556.2	675.0
3/19/78	686.7	547.9	684.8	554.3	674.4
3/20/78	684.8	549.4	683.3	554.7	670.0
3/21/78	708.0	556.4	705.9	559.6	667.1
3/22/78	740.6	576.8	737.6	572.0	661.1
3/23/78	741.8	593.7	739.3	569.1	661.1
3/24/78	745.9	605.7	743.5	566.4	665.3
3/25/78	742.2	611.9	740.0	561.5	658.8
3/26/78	748.5	619.9	746.3	556.1	657.1
3/27/78	754.7	622.9	752.9	558.1	655.7
3/28/78	755.6	622.3	753.6	547.7	651.9
3/29/78	758.2	624.1	755.8	549.0	648.7
3/30/78	757.1	622.2	754.8	537.1	641.0
3/31/78	749.5	621.9	747.9	517.6	626.4
4/1/78	741.1	612.6	739.7	503.3	613.6
4/2/78	728.2	600.3	726.3	511.3	607.9
4/3/78	722.2	594.6	720.4	523.0	607.6
4/4/78	714.0	572.3	713.4	507.2	607.5
4/5/78	677.5	486.4	678.2	462.2	589.5
4/6/78	606.1	349.3	607.5	425.5	575.3
4/7/78	557.3	294.5	557.7	378.4	559.9
4/8/78	505.8	275.4	505.7	335.3	532.6
4/9/78	469.9	268.4	469.7	313.5	513.5
4/10/78	429.2	263.2	429.0	300.3	489.9
4/11/78	397.3	260.3	397.0	290.6	478.0
4/12/78	357.8	257.7	357.6	276.5	451.8
4/13/78	331.6	256.0	331.3	265.1	435.2
4/14/78	304.1	255.6	303.9	259.8	408.2
4/15/78	311.1	254.9	311.2	260.6	415.5
4/16/78	309.1	254.8	309.0	260.1	406.7
4/17/78	308.4	254.9	308.4	260.1	400.0
4/18/78	311.3	255.1	311.3	263.5	394.6
4/19/78	313.5	255.4	313.5	266.4	394.5
4/20/78	316.3	255.8	316.3	270.7	389.9
4/21/78	314.5	256.5	314.4	271.8	381.9
4/22/78	307.8	257.0	307.8	272.9	372.9
4/23/78	303.1	257.3	303.2	275.1	367.9
4/24/78	300.4	257.5	300.5	278.1	366.8
4/25/78	303.1	257.8	302.9	278.7	363.3
4/26/78	298.9	257.5	299.0	274.4	355.5
4/27/78	293.7	256.6	293.7	268.1	347.2

## Daily DSM2

Date	Avg Of H3-DB2	Avg Of H4-DB1	Avg Of H4-DB2	Avg Of NAA-DB1	Avg Of NAA-DB2
4/28/78	285.8	255.4	285.8	262.4	340.1
4/29/78	278.6	255.8	278.7	260.2	327.0
4/30/78	288.7	267.9	288.0	272.7	326.5
5/1/78	289.8	259.8	287.3	257.3	312.8
5/2/78	285.0	241.5	281.5	245.3	301.6
5/3/78	258.7	209.8	252.1	208.6	275.2
5/4/78	243.2	205.5	237.6	204.4	257.5
5/5/78	237.2	205.2	231.8	204.0	248.0
5/6/78	234.4	205.5	229.7	204.0	243.9
5/7/78	232.5	205.8	228.1	204.2	240.0
5/8/78	230.5	206.3	226.6	204.3	236.4
5/9/78	232.0	207.0	228.4	204.8	239.1
5/10/78	234.5	206.7	231.2	204.2	241.3
5/11/78	233.2	206.3	231.1	204.1	232.5
5/12/78	234.7	205.2	232.0	204.1	233.5
5/13/78	239.2	204.9	236.2	204.4	239.5
5/14/78	244.2	205.5	241.4	205.1	246.4
5/15/78	244.0	206.0	241.6	206.0	248.0
5/16/78	246.3	208.4	244.3	208.4	250.9
5/17/78	248.1	212.6	245.8	213.0	252.7
5/18/78	252.0	217.0	249.8	218.1	256.5
5/19/78	251.9	219.8	250.2	221.6	256.9
5/20/78	253.0	222.3	251.6	224.4	258.3
5/21/78	253.1	224.5	252.1	226.3	258.3
5/22/78	253.4	225.8	254.6	226.8	259.7
5/23/78	253.7	226.1	253.2	225.7	257.1
5/24/78	257.0	226.5	256.2	225.1	257.0
5/25/78	258.0	225.8	257.5	223.3	259.7
5/26/78	258.8	226.4	258.7	222.9	260.2
5/27/78	260.9	227.1	261.1	223.6	262.2
5/28/78	262.3	228.2	263.5	224.2	264.2
5/29/78	265.8	234.0	267.1	228.6	267.6
5/30/78	268.7	242.9	270.7	235.7	270.6
5/31/78	275.9	248.6	275.7	246.8	276.3
6/1/78	278.3	254.3	279.2	255.3	283.9
6/2/78	281.7	260.4	281.9	262.8	288.2
6/3/78	288.5	265.3	285.1	266.3	291.8
6/4/78	292.5	270.4	291.9	267.4	295.4
6/5/78	296.7	275.4	294.9	267.2	298.4
6/6/78	301.6	281.3	298.2	267.1	299.1
6/7/78	312.4	288.4	306.2	266.3	303.7
6/8/78	319.1	297.1	312.8	267.2	304.4
6/9/78	327.4	306.1	319.7	269.4	308.5
6/10/78	335.4	314.4	328.6	273.6	311.0
6/11/78	342.0	320.6	333.0	279.0	314.4

## Daily DSM2

Date	Avg Of H3-DB2	Avg Of H4-DB1	Avg Of H4-DB2	Avg Of NAA-DB1	Avg Of NAA-DB2
6/12/78	346.9	324.2	337.5	286.3	318.2
6/13/78	349.7	324.4	341.1	295.1	319.8
6/14/78	351.4	323.4	344.0	304.5	323.8
6/15/78	352.6	327.1	346.5	310.2	324.6
6/16/78	360.9	340.5	353.0	314.7	326.5
6/17/78	366.3	355.9	362.8	317.7	328.1
6/18/78	375.4	373.1	374.5	321.2	328.7
6/19/78	384.7	389.0	388.1	323.0	330.6
6/20/78	391.7	402.8	398.5	325.1	332.5
6/21/78	398.7	414.0	407.4	326.9	333.2
6/22/78	405.9	421.4	415.4	327.7	334.3
6/23/78	410.8	428.2	419.0	329.0	335.7
6/24/78	417.0	433.1	423.5	329.3	337.3
6/25/78	421.9	432.7	428.3	327.9	338.4
6/26/78	424.7	429.8	432.3	329.1	339.6
6/27/78	427.2	430.0	432.8	329.0	340.2
6/28/78	436.8	429.6	439.6	328.3	342.7
6/29/78	434.3	429.0	439.8	325.1	342.4
6/30/78	436.2	424.3	440.8	322.8	338.9
7/1/78	438.8	408.6	440.9	312.4	335.7
7/2/78	437.6	405.9	437.4	308.8	330.7
7/3/78	437.1	403.7	435.6	306.5	327.5
7/4/78	436.4	402.1	434.6	306.5	325.0
7/5/78	434.8	399.3	432.1	306.1	322.6
7/6/78	433.3	397.9	431.4	307.7	322.0
7/7/78	431.3	396.3	428.4	309.9	320.7
7/8/78	432.5	394.3	430.2	311.4	322.0
7/9/78	429.9	392.1	427.7	314.9	323.1
7/10/78	429.7	390.2	427.9	317.2	325.2
7/11/78	424.7	389.8	425.0	319.5	326.5
7/12/78	426.0	388.8	424.9	321.4	329.6
7/13/78	424.9	386.6	422.7	322.5	331.8
7/14/78	421.7	382.4	418.6	323.8	334.3
7/15/78	416.3	376.9	415.5	324.5	335.5
7/16/78	412.2	371.5	408.9	325.7	337.6
7/17/78	405.0	366.7	402.3	327.8	339.2
7/18/78	399.1	362.7	396.4	331.1	341.1
7/19/78	394.2	359.6	391.8	336.7	344.1
7/20/78	390.1	355.8	387.6	343.3	348.1
7/21/78	389.5	354.2	387.5	349.5	354.4
7/22/78	387.6	352.5	385.6	355.7	360.4
7/23/78	384.6	351.1	383.8	361.3	367.2
7/24/78	379.9	349.9	381.2	366.1	375.6
7/25/78	382.9	348.9	382.5	369.0	378.9
7/26/78	382.8	346.6	381.9	370.7	384.1

## Daily DSM2

Date	Avg Of H3-DB2	Avg Of H4-DB1	Avg Of H4-DB2	Avg Of NAA-DB1	Avg Of NAA-DB2
7/27/78	379.7	342.3	378.2	373.5	389.8
7/28/78	379.6	339.3	377.5	373.5	392.4
7/29/78	375.9	335.3	374.7	372.6	394.4
7/30/78	370.7	330.0	369.6	372.0	395.3
7/31/78	365.4	326.3	366.2	373.0	394.9
8/1/78	362.6	327.4	364.8	373.3	395.8
8/2/78	357.2	322.2	360.7	374.2	396.0
8/3/78	356.1	320.3	359.5	377.1	397.6
8/4/78	352.3	318.3	355.0	379.9	399.5
8/5/78	349.6	316.0	352.6	383.3	401.5
8/6/78	349.3	315.2	351.6	387.1	405.0
8/7/78	347.3	315.2	349.1	391.1	408.1
8/8/78	342.4	315.3	341.7	396.5	411.7
8/9/78	342.9	314.3	343.5	399.7	414.8
8/10/78	341.5	313.0	343.0	403.1	419.3
8/11/78	341.3	312.7	341.8	409.6	423.6
8/12/78	339.1	310.8	340.8	413.5	427.6
8/13/78	336.5	307.3	337.9	417.7	431.8
8/14/78	334.0	305.5	334.9	423.5	436.3
8/15/78	331.8	305.4	332.2	430.3	441.1
8/16/78	331.2	305.8	330.9	439.6	446.6
8/17/78	330.6	306.8	329.9	451.9	455.0
8/18/78	331.6	308.4	330.5	466.0	465.6
8/19/78	332.6	311.5	330.7	480.0	477.5
8/20/78	335.7	315.1	333.4	494.0	491.4
8/21/78	339.5	319.9	334.2	509.3	510.4
8/22/78	342.0	323.8	337.5	520.5	519.7
8/23/78	344.1	328.4	340.7	533.4	533.0
8/24/78	348.2	332.7	344.3	543.9	545.8
8/25/78	353.2	336.6	347.7	552.9	557.9
8/26/78	356.4	340.7	350.9	562.2	569.1
8/27/78	360.8	344.8	354.6	571.1	579.3
8/28/78	366.7	349.4	359.0	583.1	590.5
8/29/78	370.9	353.9	363.6	594.5	601.4
8/30/78	375.4	358.5	367.5	608.0	612.5
8/31/78	379.2	363.3	370.9	623.8	626.5
9/1/78	383.5	366.2	374.8	635.7	639.9
9/2/78	386.2	368.4	377.3	647.9	653.1
9/3/78	389.0	370.2	380.1	660.5	667.7
9/4/78	393.7	373.4	384.3	669.8	685.9
9/5/78	396.1	376.2	386.7	671.2	691.6
9/6/78	398.4	378.3	389.1	674.9	700.1
9/7/78	400.9	379.9	391.5	674.1	705.1
9/8/78	403.8	381.3	394.5	670.3	710.2
9/9/78	408.0	383.5	398.4	665.5	711.5

## Daily DSM2

Date	Avg Of H3-DB2	Avg Of H4-DB1	Avg Of H4-DB2	Avg Of NAA-DB1	Avg Of NAA-DB2
9/10/78	410.1	384.1	400.3	653.1	709.2
9/11/78	411.6	383.6	401.7	638.6	701.5
9/12/78	413.0	383.5	402.9	627.7	692.0
9/13/78	414.0	383.1	403.8	612.1	683.5
9/14/78	415.8	381.1	405.4	594.2	671.6
9/15/78	416.5	379.2	406.1	583.1	658.0
9/16/78	417.9	378.2	407.5	571.6	645.6
9/17/78	418.6	378.6	408.0	561.2	630.4
9/18/78	418.4	377.9	408.9	541.1	618.0
9/19/78	420.4	374.9	409.6	524.2	605.3
9/20/78	420.4	372.6	409.9	509.2	589.8
9/21/78	420.9	370.4	410.3	495.8	576.1
9/22/78	420.5	367.6	409.5	483.1	560.2
9/23/78	421.2	364.2	410.0	467.9	539.2
9/24/78	421.1	362.5	409.8	457.6	518.2
9/25/78	419.6	360.9	408.4	446.2	505.1
9/26/78	417.9	360.9	408.1	432.3	495.1
9/27/78	417.0	360.3	406.0	415.6	481.7
9/28/78	414.6	357.7	403.8	399.8	467.1
9/29/78	415.6	356.2	404.5	389.2	452.6
9/30/78	412.5	352.5	401.3	376.6	440.5
10/1/78	410.3	349.4	399.0	374.0	435.1
10/2/78	411.2	350.6	400.4	373.2	423.4
10/3/78	408.5	352.1	398.4	366.1	414.2
10/4/78	407.5	355.4	398.6	360.7	409.4
10/5/78	406.2	358.7	398.4	355.7	402.8
10/6/78	404.7	361.1	398.3	350.7	397.4
10/7/78	404.3	362.0	399.1	345.6	391.0
10/8/78	404.7	363.6	399.0	343.8	385.3
10/9/78	405.2	365.0	400.3	340.9	380.5
10/10/78	403.1	365.6	401.2	336.6	372.9
10/11/78	401.1	365.5	400.3	332.6	367.2
10/12/78	400.1	365.7	400.5	328.1	362.0
10/13/78	398.2	365.0	400.2	322.2	356.7
10/14/78	398.8	366.3	401.7	321.9	352.4
10/15/78	397.0	364.8	401.1	318.2	347.5
10/16/78	396.8	360.7	400.9	315.2	344.4
10/17/78	393.5	357.9	399.2	312.5	339.8
10/18/78	391.6	354.6	398.1	309.1	337.2
10/19/78	389.7	353.1	397.2	307.6	333.7
10/20/78	387.7	353.0	397.7	306.3	331.2
10/21/78	387.7	353.0	397.0	305.4	328.8
10/22/78	385.9	352.6	395.2	304.8	326.6
10/23/78	384.7	351.5	397.6	305.1	323.1
10/24/78	382.8	353.8	397.6	306.7	321.4

## Daily DSM2

Date	Avg Of H3-DB2	Avg Of H4-DB1	Avg Of H4-DB2	Avg Of NAA-DB1	Avg Of NAA-DB2
10/25/78	382.1	355.6	397.0	306.5	319.5
10/26/78	382.4	356.9	397.4	304.5	319.4
10/27/78	380.1	357.6	395.5	303.8	317.9
10/28/78	379.5	360.0	395.8	305.1	318.3
10/29/78	377.2	361.2	393.6	306.0	317.7
10/30/78	376.8	362.1	392.7	308.3	318.6
10/31/78	372.7	362.4	389.7	311.5	317.5
11/1/78	371.8	365.9	390.0	315.0	317.3
11/2/78	372.0	371.5	390.1	320.5	318.2
11/3/78	373.5	376.3	390.9	327.5	320.5
11/4/78	376.8	380.6	392.3	334.3	324.1
11/5/78	379.9	385.3	394.2	340.2	328.9
11/6/78	384.6	390.3	396.4	344.2	334.1
11/7/78	387.1	395.0	398.0	347.9	338.9
11/8/78	389.6	399.4	399.9	351.2	343.8
11/9/78	392.1	403.4	401.2	354.7	348.4
11/10/78	393.9	406.5	403.3	357.4	352.0
11/11/78	395.9	411.0	404.7	358.5	354.5
11/12/78	400.0	415.4	407.1	360.1	357.0
11/13/78	403.4	418.8	409.5	361.2	359.4
11/14/78	407.8	422.5	412.2	362.4	361.4
11/15/78	414.4	428.5	416.3	364.0	363.9
11/16/78	418.5	434.0	419.4	366.1	365.9
11/17/78	424.1	439.5	424.0	368.5	368.2
11/18/78	430.1	444.1	428.5	371.4	370.4
11/19/78	429.5	448.5	429.0	374.4	373.6
11/20/78	434.1	453.4	432.5	377.7	376.8
11/21/78	433.8	458.3	433.2	380.2	380.7
11/22/78	436.4	462.7	435.2	384.3	385.0
11/23/78	441.2	466.6	438.3	390.4	387.5
11/24/78	444.5	467.7	441.0	395.8	391.9
11/25/78	446.9	469.8	443.0	401.1	396.2
11/26/78	450.1	472.0	446.3	405.9	401.6
11/27/78	452.7	472.9	448.5	409.6	406.1
11/28/78	456.8	474.0	452.2	412.9	411.0
11/29/78	459.6	474.3	454.7	416.0	415.1
11/30/78	459.2	471.1	454.7	419.2	420.6
12/1/78	457.8	446.9	452.4	424.5	425.5
12/2/78	456.1	424.5	449.0	428.1	429.8
12/3/78	453.0	411.5	443.0	431.5	434.0
12/4/78	448.1	405.2	435.3	433.2	439.1
12/5/78	441.2	401.8	426.4	433.3	441.9
12/6/78	437.3	400.3	420.8	432.8	443.5
12/7/78	431.1	392.0	412.5	430.5	443.5
12/8/78	428.6	384.6	409.9	425.3	443.8

## Daily DSM2

Date	Avg Of H3-DB2	Avg Of H4-DB1	Avg Of H4-DB2	Avg Of NAA-DB1	Avg Of NAA-DB2
12/9/78	421.1	371.7	400.9	416.3	440.2
12/10/78	413.4	361.5	392.3	414.1	437.3
12/11/78	406.4	351.4	384.8	408.0	434.2
12/12/78	399.1	343.4	376.6	404.1	429.6
12/13/78	393.9	336.0	370.6	401.3	426.2
12/14/78	387.0	330.9	363.4	399.4	423.0
12/15/78	380.6	326.8	357.6	399.0	420.5
12/16/78	375.1	325.1	352.1	403.3	419.4
12/17/78	370.4	326.2	348.3	411.4	422.2
12/18/78	368.9	330.9	346.6	423.6	428.4
12/19/78	370.2	336.8	348.2	435.2	437.3
12/20/78	366.1	341.3	346.8	457.8	455.6
12/21/78	366.0	348.8	350.1	478.2	460.0
12/22/78	364.7	356.2	353.5	499.4	483.7
12/23/78	365.9	363.8	359.0	524.7	502.5
12/24/78	366.7	373.9	364.6	555.8	523.1
12/25/78	368.9	384.9	371.4	573.7	546.5
12/26/78	371.3	398.9	380.2	605.6	570.0
12/27/78	374.5	414.2	389.8	644.3	594.7
12/28/78	378.5	431.1	400.9	683.6	624.5
12/29/78	384.0	453.3	415.0	729.1	659.7
12/30/78	389.5	476.3	429.2	770.4	694.7
12/31/78	406.8	504.3	454.1	804.7	733.9
1/1/79	421.6	528.8	477.1	842.5	771.6
1/2/79	439.3	549.4	503.8	857.2	813.4
1/3/79	457.4	567.4	529.1	870.6	848.6
1/4/79	468.8	585.7	543.1	888.5	863.1
1/5/79	483.3	599.2	561.8	900.5	885.8
1/6/79	498.7	619.7	580.2	921.0	902.1
1/7/79	514.5	641.1	600.3	939.6	921.5
1/8/79	531.7	660.6	622.2	952.0	940.8
1/9/79	543.2	664.6	635.6	955.9	954.0
1/10/79	557.2	676.8	651.6	957.7	967.7
1/11/79	569.5	688.1	666.0	964.2	978.3
1/12/79	579.7	690.0	676.5	955.9	983.9
1/13/79	592.6	693.9	690.6	949.3	990.5
1/14/79	602.8	700.0	702.0	949.8	996.0
1/15/79	610.4	697.7	708.9	939.9	998.5
1/16/79	616.3	692.8	714.0	929.4	999.1
1/17/79	625.7	696.7	723.1	930.7	1001.5
1/18/79	634.1	698.5	730.5	923.1	999.9
1/19/79	637.3	697.5	732.4	911.8	998.5
1/20/79	643.9	693.7	737.8	900.2	997.8
1/21/79	649.3	687.1	741.7	886.7	991.6
1/22/79	652.7	684.7	743.3	864.4	984.1



## Daily DSM2

Date	Avg Of H3-DB2	Avg Of H4-DB1	Avg Of H4-DB2	Avg Of NAA-DB1	Avg Of NAA-DB2
1/23/79	653.9	676.6	742.3	828.1	968.2
1/24/79	654.3	668.5	739.9	803.2	951.5
1/25/79	654.2	664.8	736.8	785.2	936.8
1/26/79	654.5	660.2	733.7	765.9	921.0
1/27/79	657.7	650.6	734.3	745.0	905.5
1/28/79	655.4	646.4	728.5	731.6	888.0
1/29/79	653.3	640.1	722.8	713.5	866.6
1/30/79	652.6	639.9	719.6	712.8	852.7
1/31/79	650.9	646.0	714.7	719.8	833.3
2/1/79	649.8	645.0	710.9	710.0	818.5
2/2/79	650.5	645.0	710.0	707.3	813.8
2/3/79	648.8	632.2	705.8	685.4	801.2
2/4/79	643.4	620.9	697.4	665.6	784.1
2/5/79	639.8	610.0	691.0	647.1	769.3
2/6/79	633.0	595.8	681.0	623.0	749.3
2/7/79	625.8	586.6	670.3	604.3	728.9
2/8/79	621.6	582.1	663.4	591.9	712.8
2/9/79	614.3	576.0	653.2	583.4	694.6
2/10/79	611.2	570.9	647.6	575.5	683.1
2/11/79	602.4	563.3	636.1	565.7	663.3
2/12/79	595.7	556.2	626.6	555.6	647.0
2/13/79	586.7	563.3	614.8	569.0	627.4
2/14/79	586.1	549.8	612.8	552.5	621.5
2/15/79	593.0	552.6	620.0	552.2	625.5
2/16/79	593.1	552.8	618.6	548.8	616.2
2/17/79	592.9	547.9	617.2	540.6	610.9
2/18/79	593.6	547.3	616.9	537.2	605.0
2/19/79	592.6	539.2	614.7	523.5	597.7
2/20/79	588.3	535.5	609.0	513.8	586.4
2/21/79	584.8	531.9	604.3	503.4	579.4
2/22/79	586.1	531.3	604.8	497.5	576.0
2/23/79	584.9	529.5	602.6	490.6	571.4
2/24/79	583.9	528.3	600.6	491.8	568.4
2/25/79	587.4	528.8	603.5	492.9	568.8
2/26/79	586.5	530.1	601.7	495.9	571.8
2/27/79	587.8	532.3	602.2	495.8	568.7
2/28/79	587.7	537.2	599.9	497.2	565.4
3/1/79	587.4	531.7	598.2	496.1	558.2
3/2/79	589.4	497.8	591.0	492.5	560.5
3/3/79	589.5	455.9	577.5	485.5	557.6
3/4/79	589.9	396.8	562.4	479.7	556.4
3/5/79	587.9	358.9	545.5	472.4	552.6
3/6/79	587.9	348.0	536.2	465.7	547.8
3/7/79	588.9	350.0	528.8	456.9	540.5
3/8/79	591.7	356.6	530.1	448.9	533.1

## Daily DSM2

Date	Avg Of H3-DB2	Avg Of H4-DB1	Avg Of H4-DB2	Avg Of NAA-DB1	Avg Of NAA-DB2
3/9/79	593.3	362.7	530.3	445.4	528.7
3/10/79	599.3	382.6	543.2	440.2	521.6
3/11/79	600.1	413.6	547.8	430.4	515.3
3/12/79	598.1	441.8	555.1	430.2	507.5
3/13/79	594.1	461.6	560.4	428.1	500.1
3/14/79	585.0	472.4	552.9	408.2	490.6
3/15/79	584.0	488.1	559.0	410.3	491.6
3/16/79	568.8	492.6	557.7	401.4	476.3
3/17/79	564.8	494.0	560.5	394.0	473.0
3/18/79	555.4	489.3	559.0	383.7	464.3
3/19/79	544.6	481.8	557.1	375.5	455.8
3/20/79	537.0	478.0	556.6	375.5	446.7
3/21/79	532.1	472.7	555.9	367.5	442.2
3/22/79	521.3	467.2	552.4	360.3	434.8
3/23/79	510.7	461.8	549.7	354.9	427.1
3/24/79	496.4	453.0	544.2	349.5	417.2
3/25/79	483.0	446.5	538.2	348.1	407.2
3/26/79	469.6	431.2	528.4	341.2	398.3
3/27/79	456.2	435.9	525.5	344.5	385.0
3/28/79	454.9	433.3	521.4	336.8	384.6
3/29/79	455.7	436.5	525.5	335.6	384.1
3/30/79	452.5	434.5	523.3	331.9	379.9
3/31/79	439.8	421.3	511.6	317.7	371.5
4/1/79	436.9	410.1	507.3	309.8	369.1
4/2/79	437.5	405.2	505.6	314.0	370.1
4/3/79	432.5	388.3	495.9	314.5	367.7
4/4/79	428.8	372.4	487.7	316.4	367.8
4/5/79	430.4	367.1	487.6	326.0	372.4
4/6/79	431.8	365.6	487.6	336.8	375.7
4/7/79	434.1	368.0	488.4	343.4	379.3
4/8/79	433.6	373.2	485.8	347.1	380.5
4/9/79	433.9	377.2	484.2	349.0	383.7
4/10/79	433.8	377.0	481.3	349.4	383.0
4/11/79	435.7	383.0	482.2	352.8	385.6
4/12/79	433.5	384.9	477.4	354.0	385.3
4/13/79	433.5	388.1	475.6	355.8	386.5
4/14/79	433.4	390.0	473.5	357.7	387.9
4/15/79	437.0	391.6	476.3	359.0	391.6
4/16/79	435.8	394.2	473.8	360.4	391.4
4/17/79	437.0	391.4	473.8	358.7	392.8
4/18/79	436.3	385.8	471.2	355.7	393.4
4/19/79	433.7	382.4	466.3	354.8	392.5
4/20/79	433.4	381.2	464.5	355.9	393.5
4/21/79	434.4	382.2	464.7	358.6	396.2
4/22/79	433.4	382.6	462.5	360.4	397.8

## Daily DSM2

Date	Avg Of H3-DB2	Avg Of H4-DB1	Avg Of H4-DB2	Avg Of NAA-DB1	Avg Of NAA-DB2
4/23/79	438.9	386.8	468.4	362.3	400.7
4/24/79	436.1	386.6	463.6	361.1	399.1
4/25/79	437.5	391.1	464.2	364.0	400.9
4/26/79	439.9	393.2	466.1	364.2	403.9
4/27/79	439.5	389.1	464.2	360.6	401.2
4/28/79	436.0	388.8	459.2	360.9	401.2
4/29/79	435.4	387.0	457.5	361.2	401.1
4/30/79	434.1	383.1	454.7	360.6	401.5
5/1/79	433.4	379.8	452.8	360.2	401.5
5/2/79	435.0	377.6	453.8	360.0	404.6
5/3/79	433.9	374.9	451.4	359.5	405.3
5/4/79	430.5	373.5	446.7	360.8	404.6
5/5/79	432.8	376.4	448.8	365.6	407.5
5/6/79	435.1	378.7	450.7	369.5	410.3
5/7/79	435.6	379.0	450.4	372.5	412.2
5/8/79	435.8	378.6	450.0	373.4	413.6
5/9/79	433.3	379.1	446.5	375.9	413.2
5/10/79	434.8	381.0	447.5	379.9	416.0
5/11/79	433.4	383.8	445.2	385.5	417.6
5/12/79	432.0	386.8	443.2	390.7	419.1
5/13/79	434.2	389.1	445.2	394.7	422.9
5/14/79	433.6	390.8	443.7	397.3	423.7
5/15/79	431.7	392.7	441.1	399.2	423.9
5/16/79	432.5	393.1	441.4	400.9	426.4
5/17/79	433.8	391.6	442.3	402.3	430.0
5/18/79	435.4	390.1	443.5	403.8	432.0
5/19/79	434.8	387.7	442.5	405.1	436.8
5/20/79	436.1	382.3	443.5	402.7	436.6
5/21/79	430.0	374.5	436.7	384.2	430.7
5/22/79	424.7	366.6	430.8	361.0	418.1
5/23/79	419.0	359.5	424.5	350.5	411.2
5/24/79	397.0	338.3	400.8	345.0	403.3
5/25/79	384.0	326.4	387.1	337.3	396.2
5/26/79	375.1	324.3	377.9	330.0	389.1
5/27/79	368.7	320.6	371.0	325.2	380.1
5/28/79	359.2	318.0	361.0	322.1	375.7
5/29/79	352.5	317.0	353.9	321.2	371.5
5/30/79	348.8	316.3	349.9	320.1	370.9
5/31/79	368.3	323.7	370.2	325.7	380.7
6/1/79	391.8	336.3	393.9	333.9	393.2
6/2/79	396.9	345.8	399.1	343.2	398.9
6/3/79	396.7	355.5	398.8	352.4	400.2
6/4/79	400.6	362.9	402.8	360.7	405.3
6/5/79	403.6	369.6	405.5	368.5	408.6
6/6/79	406.8	372.2	408.7	372.0	412.0

## Daily DSM2

Date	Avg Of H3-DB2	Avg Of H4-DB1	Avg Of H4-DB2	Avg Of NAA-DB1	Avg Of NAA-DB2
6/7/79	405.6	371.0	407.7	371.2	410.7
6/8/79	405.6	368.3	408.0	368.1	410.7
6/9/79	403.2	365.1	405.4	364.2	407.6
6/10/79	402.7	362.3	405.0	360.5	406.5
6/11/79	399.9	360.2	402.3	358.0	403.8
6/12/79	400.2	358.6	402.7	355.5	403.7
6/13/79	400.5	358.0	403.0	354.0	403.8
6/14/79	400.1	355.8	402.8	349.8	402.7
6/15/79	401.5	353.5	404.3	346.5	403.6
6/16/79	404.9	354.7	407.8	347.1	406.5
6/17/79	401.7	355.8	404.6	346.1	402.8
6/18/79	401.2	355.1	404.3	343.7	401.3
6/19/79	399.4	352.7	402.5	340.4	397.0
6/20/79	398.8	352.0	399.4	338.3	395.7
6/21/79	393.1	349.0	396.3	333.2	388.7
6/22/79	394.2	345.4	397.1	328.3	387.0
6/23/79	389.7	342.8	392.9	325.2	381.8
6/24/79	387.2	341.3	390.4	323.0	377.9
6/25/79	387.2	341.9	390.3	322.8	377.2
6/26/79	386.5	340.7	389.7	320.5	375.2
6/27/79	387.4	338.8	390.8	318.6	375.7
6/28/79	386.1	336.3	389.5	315.8	376.1
6/29/79	387.8	334.2	391.3	313.9	375.0
6/30/79	387.8	331.4	390.4	319.0	372.4
7/1/79	387.3	331.0	388.7	321.3	365.8
7/2/79	382.6	332.7	387.8	311.5	356.4
7/3/79	382.0	329.4	385.9	305.4	349.3
7/4/79	376.0	323.4	381.5	296.7	340.7
7/5/79	370.8	318.9	377.8	291.4	337.5
7/6/79	365.6	316.0	370.1	287.1	330.2
7/7/79	358.4	313.5	364.2	284.1	323.9
7/8/79	354.6	310.6	360.4	283.9	320.3
7/9/79	351.3	309.3	358.1	286.9	318.3
7/10/79	348.5	307.6	354.7	289.8	316.6
7/11/79	347.9	306.3	352.6	295.5	316.5
7/12/79	346.8	306.2	351.5	301.8	318.6
7/13/79	347.9	306.5	353.7	308.4	323.5
7/14/79	348.2	308.3	351.4	315.8	329.1
7/15/79	351.7	310.6	353.7	322.7	334.4
7/16/79	352.6	313.8	355.5	330.3	340.3
7/17/79	352.5	313.7	354.9	339.5	347.5
7/18/79	348.7	312.1	353.7	347.7	354.1
7/19/79	346.9	313.0	352.0	357.4	362.1
7/20/79	348.7	315.0	353.7	367.6	371.4
7/21/79	350.3	316.7	352.9	380.7	379.7

## Daily DSM2

Date	Avg Of H3-DB2	Avg Of H4-DB1	Avg Of H4-DB2	Avg Of NAA-DB1	Avg Of NAA-DB2
7/22/79	349.4	318.3	352.5	397.7	390.1
7/23/79	351.9	321.2	356.3	415.4	404.3
7/24/79	354.3	324.9	357.1	432.4	417.8
7/25/79	357.5	329.0	361.9	450.4	435.3
7/26/79	360.8	333.7	363.7	466.2	450.7
7/27/79	363.5	338.6	367.6	480.6	468.3
7/28/79	367.7	342.7	370.5	494.9	485.6
7/29/79	371.2	348.5	374.7	505.9	509.8
7/30/79	376.1	353.3	379.4	515.5	514.9
7/31/79	377.4	356.3	379.0	524.2	523.5
8/1/79	380.1	356.8	381.7	529.6	533.0
8/2/79	382.8	357.2	383.7	532.5	541.1
8/3/79	383.1	358.8	383.6	536.2	549.7
8/4/79	384.9	359.5	385.2	537.8	554.8
8/5/79	386.0	359.0	386.2	540.4	558.8
8/6/79	385.7	358.8	385.9	546.2	563.2
8/7/79	386.9	359.2	386.9	551.6	568.5
8/8/79	387.3	359.1	388.6	557.4	574.3
8/9/79	389.7	359.7	389.8	563.4	580.2
8/10/79	391.4	361.4	391.6	569.5	587.2
8/11/79	393.2	363.9	393.6	575.0	595.3
8/12/79	395.5	367.1	395.7	578.1	598.0
8/13/79	397.6	370.4	397.9	580.6	603.9
8/14/79	399.9	372.4	400.0	582.9	609.2
8/15/79	402.1	376.4	403.7	583.6	613.4
8/16/79	405.2	380.7	405.2	582.8	616.0
8/17/79	406.6	384.1	406.5	579.7	617.3
8/18/79	408.1	387.9	407.8	576.3	617.8
8/19/79	411.4	391.1	410.9	572.3	618.3
8/20/79	413.3	393.9	414.1	570.4	618.0
8/21/79	416.6	397.5	415.7	570.6	617.3
8/22/79	419.6	400.7	418.7	572.0	617.7
8/23/79	423.4	404.1	423.2	573.5	619.4
8/24/79	426.3	408.2	425.0	575.5	618.7
8/25/79	430.4	413.2	428.9	577.3	619.9
8/26/79	435.5	418.9	433.6	579.0	619.6
8/27/79	437.4	424.1	435.6	580.4	621.3
8/28/79	441.7	428.3	439.9	581.0	621.9
8/29/79	446.1	433.4	443.2	582.5	622.4
8/30/79	449.2	437.1	447.1	582.1	622.7
8/31/79	452.7	440.5	450.8	586.8	623.9
9/1/79	457.0	446.0	454.4	593.7	624.5
9/2/79	461.2	449.2	458.3	599.0	626.1
9/3/79	464.3	452.9	461.4	607.0	628.8
9/4/79	467.8	457.3	464.9	620.6	633.9

## Daily DSM2

Date	Avg Of H3-DB2	Avg Of H4-DB1	Avg Of H4-DB2	Avg Of NAA-DB1	Avg Of NAA-DB2
9/5/79	472.1	461.9	469.4	636.8	643.1
9/6/79	475.6	468.4	473.2	656.9	655.5
9/7/79	480.0	477.0	478.0	677.5	671.1
9/8/79	485.6	486.1	484.1	700.8	694.8
9/9/79	490.3	496.3	489.5	725.9	708.6
9/10/79	496.1	508.1	496.0	747.1	733.0
9/11/79	503.6	520.6	504.3	767.5	753.8
9/12/79	510.3	532.7	512.1	785.6	773.4
9/13/79	517.3	544.6	519.8	802.6	795.4
9/14/79	524.6	557.2	528.1	818.9	814.8
9/15/79	532.9	569.6	537.5	835.1	833.9
9/16/79	542.4	581.4	548.3	850.6	852.4
9/17/79	551.7	593.2	558.4	863.8	870.6
9/18/79	558.2	602.0	565.6	876.7	886.9
9/19/79	566.9	611.2	575.2	889.4	903.0
9/20/79	576.2	621.5	585.4	902.8	921.3
9/21/79	584.7	631.0	594.7	912.9	940.4
9/22/79	593.3	639.6	604.1	919.9	946.8
9/23/79	603.0	649.0	614.5	930.5	959.4
9/24/79	614.1	656.7	626.5	939.3	970.6
9/25/79	621.9	662.8	635.1	945.9	978.3
9/26/79	632.2	670.9	646.1	955.8	988.8
9/27/79	640.1	678.2	654.5	964.4	997.5
9/28/79	649.2	683.7	664.2	971.0	1005.5
9/29/79	657.0	688.5	672.5	976.2	1014.0
9/30/79	666.1	695.5	682.3	984.6	1020.4
10/1/79	671.1	695.6	688.4	987.1	1026.9
10/2/79	673.9	690.3	691.9	990.5	1033.5
10/3/79	675.2	686.1	694.3	997.8	1040.6
10/4/79	677.3	683.1	697.8	1008.5	1054.3
10/5/79	677.8	680.6	699.6	1022.0	1059.6
10/6/79	677.6	679.6	700.5	1027.4	1065.8
10/7/79	678.0	679.1	703.3	1035.1	1076.4
10/8/79	679.3	679.9	705.5	1041.2	1087.7
10/9/79	680.1	681.4	707.6	1043.8	1095.3
10/10/79	680.4	681.5	709.3	1047.2	1103.2
10/11/79	680.7	680.8	710.7	1050.0	1110.6
10/12/79	681.8	680.9	713.2	1051.2	1117.8
10/13/79	683.6	684.5	716.5	1051.4	1122.7
10/14/79	683.9	688.5	718.1	1046.5	1123.2
10/15/79	686.5	691.4	721.7	1036.7	1124.2
10/16/79	687.7	695.9	724.6	1028.2	1119.6
10/17/79	689.5	697.8	727.1	1020.8	1115.4
10/18/79	690.9	692.3	729.1	1004.2	1112.3
10/19/79	695.2	687.6	733.4	1007.7	1110.5

## Daily DSM2

Date	Avg Of H3-DB2	Avg Of H4-DB1	Avg Of H4-DB2	Avg Of NAA-DB1	Avg Of NAA-DB2
10/20/79	694.9	680.3	732.3	994.0	1104.6
10/21/79	693.9	668.6	730.6	983.0	1098.6
10/22/79	692.6	657.3	728.2	970.3	1089.9
10/23/79	690.2	647.2	724.8	959.4	1083.1
10/24/79	690.1	641.2	723.2	958.8	1075.3
10/25/79	685.8	637.5	717.5	949.9	1067.3
10/26/79	683.2	627.2	713.9	942.8	1061.2
10/27/79	682.9	621.6	712.9	945.9	1055.5
10/28/79	679.8	617.0	708.3	946.7	1048.4
10/29/79	676.5	608.9	703.9	941.4	1039.5
10/30/79	667.5	600.0	693.1	928.1	1027.0
10/31/79	665.1	596.4	688.0	921.2	1021.8
11/1/79	654.9	586.0	675.8	896.2	1007.6
11/2/79	647.1	576.5	668.1	881.6	995.7
11/3/79	637.8	569.5	659.3	874.2	988.4
11/4/79	628.9	555.8	650.6	859.4	977.5
11/5/79	617.2	544.1	639.4	849.4	965.6
11/6/79	606.7	533.9	630.5	840.6	958.1
11/7/79	600.3	530.4	624.5	840.5	950.0
11/8/79	592.7	526.9	618.2	838.8	944.4
11/9/79	585.6	524.5	612.5	838.3	937.5
11/10/79	577.0	522.8	605.5	841.6	930.3
11/11/79	568.4	523.4	597.1	843.0	923.5
11/12/79	554.1	520.3	583.4	833.2	912.9
11/13/79	555.1	513.9	583.6	816.4	909.8
11/14/79	546.4	516.3	576.6	813.2	900.1
11/15/79	539.9	505.9	570.1	795.3	890.5
11/16/79	535.1	502.8	566.0	789.4	882.4
11/17/79	531.8	501.0	562.9	778.6	875.2
11/18/79	525.6	499.4	556.9	767.8	865.4
11/19/79	520.2	497.4	551.5	761.5	857.4
11/20/79	515.5	496.3	547.1	754.9	847.3
11/21/79	511.6	495.0	543.2	747.2	839.2
11/22/79	509.6	497.2	541.5	746.8	834.7
11/23/79	506.7	496.3	538.1	738.2	826.4
11/24/79	505.3	497.0	536.6	736.0	819.6
11/25/79	505.1	498.4	536.6	740.3	814.2
11/26/79	504.1	501.3	535.2	744.8	808.6
11/27/79	501.8	502.5	531.7	739.5	798.7
11/28/79	502.0	501.8	530.7	731.8	793.5
11/29/79	502.3	500.5	530.2	722.6	788.7
11/30/79	504.7	502.1	531.6	715.7	785.1
12/1/79	507.7	505.0	531.4	712.6	776.3
12/2/79	510.3	504.3	530.7	701.8	767.7
12/3/79	513.4	504.5	530.8	694.3	759.9

## Daily DSM2

Date	Avg Of H3-DB2	Avg Of H4-DB1	Avg Of H4-DB2	Avg Of NAA-DB1	Avg Of NAA-DB2
12/4/79	517.2	503.8	530.7	686.2	750.1
12/5/79	521.7	505.7	531.0	681.0	741.4
12/6/79	528.0	510.5	532.2	680.6	732.1
12/7/79	535.9	516.6	534.2	681.5	724.6
12/8/79	544.7	523.5	537.5	685.4	720.3
12/9/79	556.9	531.1	542.9	690.8	718.7
12/10/79	569.2	538.6	549.3	697.9	720.7
12/11/79	578.6	547.9	554.6	700.9	722.8
12/12/79	589.2	555.7	561.0	703.7	725.5
12/13/79	603.2	564.7	569.2	707.4	729.5
12/14/79	618.3	576.7	577.9	716.6	735.5
12/15/79	634.4	587.5	587.6	727.1	742.7
12/16/79	649.1	599.2	596.6	738.9	749.6
12/17/79	665.3	612.7	606.9	756.7	760.3
12/18/79	683.3	630.0	618.6	780.8	774.3
12/19/79	699.5	648.4	629.8	807.8	790.4
12/20/79	722.3	667.0	645.9	838.8	816.3
12/21/79	739.5	688.4	658.6	875.1	836.0
12/22/79	767.1	713.2	678.4	908.9	865.9
12/23/79	804.8	725.5	706.9	932.0	915.3
12/24/79	831.3	734.0	727.1	939.4	943.1
12/25/79	852.9	739.5	743.4	965.4	970.7
12/26/79	864.6	759.8	752.3	1002.4	984.6
12/27/79	878.5	771.7	763.0	1032.6	1009.8
12/28/79	900.9	786.6	779.5	1040.5	1038.3
12/29/79	923.3	793.7	795.8	1041.6	1057.8
12/30/79	934.5	785.2	803.5	1028.9	1063.3
12/31/79	941.8	771.5	809.6	1002.1	1063.8
1/1/80	945.6	761.5	812.1	986.2	1064.0
1/2/80	939.4	747.5	806.2	976.2	1061.0
1/3/80	924.9	731.2	793.2	960.4	1054.8
1/4/80	906.6	710.5	777.7	941.4	1045.4
1/5/80	887.8	697.4	762.6	923.7	1036.9
1/6/80	860.3	685.9	740.1	904.8	1017.8
1/7/80	841.4	666.2	725.9	891.9	999.3
1/8/80	833.1	632.5	720.4	868.4	989.5
1/9/80	825.7	640.8	715.4	876.5	956.1
1/10/80	814.8	623.0	707.8	834.6	945.2
1/11/80	807.7	610.7	703.0	791.7	920.9
1/12/80	796.2	588.5	694.9	725.4	902.9
1/13/80	787.7	565.1	689.7	687.0	876.8
1/14/80	777.6	554.3	683.8	688.5	862.8
1/15/80	769.5	556.4	679.3	649.6	847.0
1/16/80	758.4	561.8	672.9	630.2	828.8
1/17/80	732.9	512.0	654.6	624.1	816.1



## Daily DSM2

Date	Avg Of H3-DB2	Avg Of H4-DB1	Avg Of H4-DB2	Avg Of NAA-DB1	Avg Of NAA-DB2
1/18/80	689.5	412.7	620.4	623.7	812.5
1/19/80	651.8	382.1	591.6	627.5	801.6
1/20/80	595.2	346.9	545.6	607.8	785.9
1/21/80	554.7	327.1	513.2	566.2	769.0
1/22/80	512.4	315.9	479.5	481.0	772.4
1/23/80	461.5	312.0	438.5	415.8	694.9
1/24/80	423.7	310.8	408.7	375.3	659.2
1/25/80	393.2	310.6	383.7	350.4	610.8
1/26/80	375.4	310.1	369.0	340.7	573.9
1/27/80	368.2	310.1	363.2	338.5	560.0
1/28/80	360.4	309.8	356.3	338.0	548.2
1/29/80	358.3	309.5	354.4	336.4	534.6
1/30/80	355.3	309.7	352.0	333.8	523.8
1/31/80	379.9	313.6	378.6	331.7	497.0
2/1/80	384.1	319.2	384.9	322.5	442.6
2/2/80	376.9	302.9	377.7	303.7	420.6
2/3/80	370.4	296.4	371.0	297.3	411.8
2/4/80	368.7	297.1	368.9	296.9	410.7
2/5/80	373.4	298.4	373.4	297.4	423.6
2/6/80	389.6	301.5	387.8	303.0	416.4
2/7/80	383.4	305.4	382.9	307.3	430.2
2/8/80	393.3	307.7	393.1	310.6	459.1
2/9/80	406.1	310.5	403.8	322.5	470.6
2/10/80	386.4	316.6	387.1	336.9	480.4
2/11/80	386.6	319.3	386.4	350.5	497.0
2/12/80	393.7	318.4	393.4	365.1	502.6
2/13/80	396.5	318.2	396.3	374.8	510.1
2/14/80	407.9	318.9	407.2	379.7	519.4
2/15/80	410.3	320.2	409.9	384.1	537.4
2/16/80	412.6	319.2	411.9	393.3	543.6
2/17/80	420.4	315.4	419.2	389.1	554.9
2/18/80	410.3	314.0	408.8	355.5	553.1
2/19/80	402.9	312.2	403.1	332.2	529.4
2/20/80	387.3	301.6	389.8	316.4	528.1
2/21/80	410.8	299.5	418.8	302.1	490.4
2/22/80	411.7	295.8	427.5	297.7	415.6
2/23/80	423.1	293.7	307.8	293.6	400.2
2/24/80	292.0	292.5	292.0	291.2	377.4
2/25/80	290.0	290.7	289.8	290.9	377.5
2/26/80	289.2	289.6	288.8	289.4	359.1
2/27/80	290.9	290.0	288.6	289.4	365.1
2/28/80	381.6	291.8	387.4	291.2	369.2
2/29/80	323.5	285.7	321.9	285.0	313.6
3/1/80	296.9	278.4	296.2	279.2	297.7
3/2/80	264.6	226.2	264.4	236.5	289.1

## Daily DSM2

Date	Avg Of H3-DB2	Avg Of H4-DB1	Avg Of H4-DB2	Avg Of NAA-DB1	Avg Of NAA-DB2
3/3/80	227.4	206.3	228.3	205.6	260.4
3/4/80	220.5	204.0	221.9	200.9	254.6
3/5/80	217.6	201.1	218.4	201.9	269.8
3/6/80	218.7	200.8	219.2	204.3	279.6
3/7/80	218.9	200.9	219.2	204.9	277.7
3/8/80	220.1	200.9	220.3	204.0	268.9
3/9/80	223.5	200.5	223.5	202.8	258.8
3/10/80	216.6	200.1	216.6	202.3	249.6
3/11/80	224.6	200.1	224.6	201.3	245.1
3/12/80	215.5	200.3	215.5	202.5	241.4
3/13/80	213.5	200.0	213.6	203.1	244.6
3/14/80	214.1	199.7	214.1	204.4	250.5
3/15/80	215.7	199.9	215.7	207.1	252.0
3/16/80	216.1	199.9	216.1	209.7	254.3
3/17/80	217.3	200.1	217.3	213.5	255.1
3/18/80	217.5	200.4	217.5	213.9	255.8
3/19/80	218.5	200.6	218.5	212.3	253.5
3/20/80	221.9	200.9	221.9	209.9	251.3
3/21/80	218.9	201.2	218.8	208.9	251.3
3/22/80	220.5	201.6	220.5	208.9	253.5
3/23/80	218.6	201.9	218.6	210.8	256.1
3/24/80	219.6	202.5	219.6	214.8	254.8
3/25/80	221.1	202.6	221.1	218.9	259.5
3/26/80	222.1	202.7	221.7	221.8	261.3
3/27/80	223.5	203.9	223.4	223.9	261.1
3/28/80	224.6	204.5	224.7	227.6	263.7
3/29/80	225.9	205.2	226.1	232.9	264.4
3/30/80	227.9	205.0	228.1	238.4	268.8
3/31/80	228.0	205.7	228.0	241.5	272.5
4/1/80	228.3	206.3	228.3	230.6	266.9
4/2/80	233.5	211.6	235.4	219.4	266.0
4/3/80	238.3	217.5	238.2	237.1	267.0
4/4/80	243.3	232.0	243.1	277.5	281.7
4/5/80	253.0	264.4	252.6	304.3	290.4
4/6/80	263.9	292.1	263.4	312.8	297.6
4/7/80	273.0	305.4	272.2	316.4	302.6
4/8/80	279.3	313.3	278.5	318.9	306.0
4/9/80	283.6	318.6	282.8	320.5	310.6
4/10/80	288.8	322.2	288.8	322.6	312.0
4/11/80	291.6	324.3	291.1	324.7	314.5
4/12/80	296.7	326.3	296.4	327.0	319.1
4/13/80	300.2	326.9	299.8	328.6	323.0
4/14/80	305.1	327.9	304.8	328.4	325.0
4/15/80	310.0	329.1	309.6	328.7	328.3
4/16/80	314.3	330.4	313.9	328.8	330.7

## Daily DSM2

Date	Avg Of H3-DB2	Avg Of H4-DB1	Avg Of H4-DB2	Avg Of NAA-DB1	Avg Of NAA-DB2
4/17/80	319.2	331.9	319.4	328.1	333.1
4/18/80	323.2	333.4	322.7	328.0	336.1
4/19/80	327.1	334.5	326.6	328.2	338.7
4/20/80	331.2	334.9	330.5	327.6	342.0
4/21/80	334.5	335.7	334.0	327.1	343.2
4/22/80	337.1	336.4	336.6	328.3	345.8
4/23/80	339.6	337.0	339.2	329.4	348.2
4/24/80	343.8	338.1	343.3	331.3	349.8
4/25/80	345.4	340.1	345.0	334.0	352.4
4/26/80	349.3	342.3	348.9	336.1	355.8
4/27/80	352.4	344.0	352.0	337.7	357.6
4/28/80	355.3	345.0	354.9	338.1	359.9
4/29/80	358.3	345.8	357.9	337.6	361.7
4/30/80	358.9	346.0	358.5	338.9	361.0
5/1/80	360.8	344.8	360.6	339.7	362.6
5/2/80	362.5	344.1	362.2	339.6	363.7
5/3/80	364.6	344.9	364.3	340.4	365.5
5/4/80	366.5	345.9	366.1	341.6	366.5
5/5/80	368.3	347.2	368.3	343.0	368.6
5/6/80	371.9	348.9	371.6	343.8	371.5
5/7/80	372.9	351.5	372.7	345.6	372.4
5/8/80	374.8	353.3	374.5	347.2	374.0
5/9/80	376.8	354.9	376.5	349.9	375.7
5/10/80	378.5	355.6	380.2	351.1	378.8
5/11/80	379.4	356.2	379.1	350.6	377.6
5/12/80	381.6	356.5	381.3	349.3	378.4
5/13/80	381.9	357.8	381.7	349.8	377.8
5/14/80	382.7	358.2	382.6	349.3	377.6
5/15/80	382.6	359.5	382.7	350.0	376.6
5/16/80	382.2	359.3	382.2	349.0	375.4
5/17/80	382.3	357.9	382.3	347.9	375.2
5/18/80	382.2	354.5	382.2	345.7	376.4
5/19/80	383.0	351.2	383.1	342.8	376.6
5/20/80	386.7	349.4	386.6	340.8	379.1
5/21/80	387.9	348.1	387.7	338.4	380.0
5/22/80	388.2	347.6	388.1	336.9	379.5
5/23/80	388.0	348.2	387.9	338.5	379.2
5/24/80	388.2	349.0	388.1	341.0	382.6
5/25/80	387.0	350.4	387.0	344.2	381.2
5/26/80	387.9	353.0	389.8	348.7	382.4
5/27/80	390.7	355.1	390.7	352.3	384.4
5/28/80	389.9	356.6	389.9	355.1	383.8
5/29/80	389.6	358.1	389.7	356.7	383.5
5/30/80	391.4	359.2	391.4	357.6	384.7
5/31/80	394.6	366.5	394.6	364.3	390.0

## Daily DSM2

Date	Avg Of H3-DB2	Avg Of H4-DB1	Avg Of H4-DB2	Avg Of NAA-DB1	Avg Of NAA-DB2
6/1/80	397.1	374.5	397.0	374.4	395.7
6/2/80	396.4	375.8	396.1	377.9	399.6
6/3/80	396.2	370.2	395.9	376.7	403.7
6/4/80	409.3	400.1	409.2	373.1	405.6
6/5/80	429.2	441.0	429.1	369.6	409.3
6/6/80	431.2	449.3	431.1	366.3	407.4
6/7/80	434.6	448.5	434.5	364.3	406.2
6/8/80	437.5	445.6	437.4	359.8	405.1
6/9/80	441.0	440.9	440.9	357.4	401.5
6/10/80	442.5	436.3	442.4	356.4	399.3
6/11/80	444.2	433.3	444.1	356.0	396.3
6/12/80	446.1	430.4	445.9	355.7	397.0
6/13/80	446.5	427.6	446.4	356.2	394.7
6/14/80	448.7	426.0	448.5	356.6	392.9
6/15/80	451.6	426.1	451.4	357.1	393.5
6/16/80	454.9	434.3	454.7	357.0	393.0
6/17/80	460.1	445.0	459.9	358.7	394.6
6/18/80	465.0	453.8	464.9	360.2	394.7
6/19/80	469.3	459.7	469.1	360.6	393.3
6/20/80	472.4	463.7	472.2	363.8	394.4
6/21/80	475.2	466.7	475.1	363.5	393.5
6/22/80	478.4	468.8	478.3	360.9	393.6
6/23/80	480.5	469.7	480.3	356.8	390.8
6/24/80	483.9	470.0	483.8	353.6	388.8
6/25/80	484.4	471.1	484.3	350.6	383.8
6/26/80	486.6	472.0	486.4	347.5	381.1
6/27/80	487.8	470.7	487.6	343.6	378.2
6/28/80	490.7	470.8	490.6	342.4	375.6
6/29/80	491.8	472.9	491.7	341.5	372.9
6/30/80	494.8	477.2	494.7	343.7	373.3
7/1/80	496.1	471.8	496.2	338.3	369.4
7/2/80	495.0	457.5	494.9	333.9	363.6
7/3/80	491.4	443.1	490.8	328.5	355.0
7/4/80	490.3	438.9	489.3	326.8	352.2
7/5/80	486.7	431.9	485.3	318.2	346.8
7/6/80	483.2	425.2	482.0	314.3	341.5
7/7/80	476.2	415.8	474.6	309.6	335.1
7/8/80	466.9	408.5	465.4	306.7	330.6
7/9/80	459.3	402.8	457.7	302.4	325.8
7/10/80	457.0	399.2	454.9	300.2	323.9
7/11/80	451.3	397.9	449.5	299.5	320.0
7/12/80	447.1	396.8	445.1	299.2	316.5
7/13/80	445.4	396.5	443.1	299.4	315.2
7/14/80	443.8	395.0	441.4	300.0	313.4
7/15/80	440.1	394.4	437.9	301.6	311.2

## Daily DSM2

Date	Avg Of H3-DB2	Avg Of H4-DB1	Avg Of H4-DB2	Avg Of NAA-DB1	Avg Of NAA-DB2
7/16/80	439.6	393.0	437.0	301.2	309.9
7/17/80	432.4	393.3	429.1	300.7	304.9
7/18/80	433.9	394.3	431.0	299.6	307.5
7/19/80	433.4	395.4	430.0	296.2	306.1
7/20/80	432.9	393.8	429.5	292.5	305.7
7/21/80	427.8	388.2	424.5	291.9	304.7
7/22/80	422.9	381.9	419.7	290.6	302.9
7/23/80	418.4	377.5	414.9	289.3	302.2
7/24/80	413.0	371.8	409.4	288.4	301.1
7/25/80	407.1	370.1	403.6	288.1	300.0
7/26/80	404.0	366.6	398.7	289.0	299.8
7/27/80	400.4	363.4	396.7	291.0	300.6
7/28/80	396.3	361.5	392.5	293.9	301.7
7/29/80	392.6	360.4	388.5	297.0	303.3
7/30/80	391.9	358.3	387.5	300.3	306.6
7/31/80	386.4	353.7	380.9	302.5	307.8
8/1/80	376.0	347.1	378.1	304.2	310.0
8/2/80	378.7	347.5	380.2	306.0	312.7
8/3/80	376.5	350.2	380.1	308.1	315.7
8/4/80	371.6	352.3	379.8	310.3	318.7
8/5/80	366.8	353.2	379.5	312.9	321.2
8/6/80	361.8	353.7	377.4	316.0	323.7
8/7/80	359.0	354.0	379.3	320.7	328.1
8/8/80	354.2	353.9	378.7	326.4	332.1
8/9/80	350.2	353.1	378.2	333.1	336.5
8/10/80	348.8	352.0	379.1	340.8	343.1
8/11/80	346.7	351.8	379.9	348.6	349.8
8/12/80	345.8	351.5	381.2	356.4	358.0
8/13/80	344.1	349.8	380.8	364.4	365.9
8/14/80	339.2	348.9	383.5	371.8	379.0
8/15/80	342.6	348.0	383.3	378.1	382.7
8/16/80	342.7	348.0	385.4	384.8	390.3
8/17/80	343.4	346.7	384.8	391.4	397.1
8/18/80	343.3	347.5	384.1	399.2	404.5
8/19/80	343.4	346.9	383.9	405.1	411.2
8/20/80	342.5	346.1	382.1	412.9	417.6
8/21/80	340.4	346.3	379.9	421.9	426.1
8/22/80	339.0	347.1	378.1	431.6	433.7
8/23/80	339.5	348.2	376.6	445.1	443.8
8/24/80	340.3	350.0	378.8	461.5	454.6
8/25/80	340.5	351.3	379.0	478.2	467.4
8/26/80	342.4	352.5	380.1	496.6	482.7
8/27/80	344.1	354.4	381.0	515.3	499.3
8/28/80	347.2	355.5	381.1	534.3	526.0
8/29/80	349.9	356.2	381.8	547.4	537.1

## Daily DSM2

Date	Avg Of H3-DB2	Avg Of H4-DB1	Avg Of H4-DB2	Avg Of NAA-DB1	Avg Of NAA-DB2
8/30/80	354.6	357.4	383.6	561.9	555.4
8/31/80	356.6	359.0	383.4	571.2	567.2
9/1/80	360.0	360.7	384.6	576.9	577.1
9/2/80	363.4	363.0	385.5	583.7	589.2
9/3/80	366.4	366.0	386.6	590.6	598.9
9/4/80	368.7	368.8	388.6	596.1	608.0
9/5/80	370.8	371.2	389.1	599.4	615.3
9/6/80	373.9	373.4	390.3	600.8	622.4
9/7/80	376.4	375.7	392.5	600.3	628.3
9/8/80	380.2	378.3	395.0	598.4	634.1
9/9/80	382.2	380.7	396.7	596.1	636.3
9/10/80	384.6	383.2	398.1	593.4	638.6
9/11/80	388.0	385.0	400.0	589.0	636.4
9/12/80	389.5	386.5	402.8	577.5	635.5
9/13/80	391.6	388.8	404.6	575.0	633.5
9/14/80	394.2	390.3	406.9	562.9	629.6
9/15/80	396.5	391.8	409.3	551.5	625.4
9/16/80	398.7	393.1	409.9	540.7	617.5
9/17/80	401.2	394.4	411.9	526.6	606.7
9/18/80	403.0	396.6	414.0	511.1	595.5
9/19/80	403.3	398.4	415.3	491.8	583.3
9/20/80	403.0	399.9	417.4	480.8	567.3
9/21/80	402.7	401.4	417.9	466.8	553.6
9/22/80	403.5	402.4	419.3	455.5	539.9
9/23/80	403.8	402.9	421.0	445.8	523.2
9/24/80	402.7	404.1	422.1	430.7	506.9
9/25/80	404.1	405.4	424.1	430.4	496.6
9/26/80	403.4	406.8	425.3	419.1	484.5
9/27/80	402.7	407.7	426.4	408.7	472.6
9/28/80	404.1	407.7	428.0	397.4	463.2
9/29/80	403.2	408.1	428.4	387.1	452.1
9/30/80	402.5	407.6	430.2	377.8	442.3
10/1/80	403.2	406.6	431.7	369.4	430.9
10/2/80	402.8	405.0	432.3	364.2	423.8
10/3/80	403.0	401.4	433.0	357.4	417.7
10/4/80	402.2	398.7	432.2	354.0	409.2
10/5/80	402.0	396.3	431.6	347.9	402.9
10/6/80	403.0	395.4	432.0	344.4	396.5
10/7/80	403.7	395.7	432.1	340.1	387.0
10/8/80	404.5	395.4	432.1	338.1	386.8
10/9/80	407.4	396.7	434.3	337.1	384.3
10/10/80	406.8	397.4	432.9	332.3	377.9
10/11/80	408.1	397.3	433.4	329.3	374.5
10/12/80	408.1	397.2	432.5	326.4	369.9
10/13/80	409.9	397.0	433.1	324.2	365.7

## Daily DSM2

Date	Avg Of H3-DB2	Avg Of H4-DB1	Avg Of H4-DB2	Avg Of NAA-DB1	Avg Of NAA-DB2
10/14/80	413.5	397.9	434.5	323.4	363.5
10/15/80	412.8	393.4	434.5	320.8	359.2
10/16/80	413.4	388.3	433.2	319.2	352.7
10/17/80	412.7	383.2	431.4	319.5	349.2
10/18/80	410.3	378.5	427.4	317.9	344.9
10/19/80	409.0	377.2	424.6	316.6	342.1
10/20/80	405.7	374.6	420.6	312.6	338.7
10/21/80	405.2	374.6	418.2	312.6	333.6
10/22/80	403.1	373.0	415.2	308.7	329.4
10/23/80	400.4	371.8	411.1	306.0	325.6
10/24/80	398.6	369.5	407.6	301.8	322.4
10/25/80	396.3	368.5	404.2	298.6	318.9
10/26/80	395.1	369.2	401.9	297.4	316.6
10/27/80	395.0	369.8	400.7	296.8	314.9
10/28/80	395.6	369.2	399.8	296.0	313.7
10/29/80	395.0	366.5	398.7	296.2	311.5
10/30/80	395.7	366.4	398.6	297.8	310.6
10/31/80	395.1	363.4	394.9	299.7	308.0
11/1/80	393.2	366.4	394.3	299.0	306.2
11/2/80	393.8	372.6	395.2	299.5	305.4
11/3/80	395.0	378.0	396.8	299.6	304.9
11/4/80	397.4	385.5	398.8	300.4	304.0
11/5/80	398.3	396.3	403.3	300.7	303.0
11/6/80	400.4	409.8	407.7	301.2	303.4
11/7/80	402.2	423.1	412.6	301.7	303.7
11/8/80	404.7	431.4	417.4	301.3	303.5
11/9/80	408.0	438.2	422.3	301.1	303.6
11/10/80	409.6	444.6	426.4	301.0	303.3
11/11/80	412.4	451.7	431.1	301.5	303.5
11/12/80	415.8	459.2	436.6	301.5	304.3
11/13/80	419.0	466.1	440.7	301.5	304.0
11/14/80	421.6	473.4	444.4	301.5	304.1
11/15/80	424.8	482.8	446.8	302.2	303.8
11/16/80	428.8	489.4	452.5	302.4	303.7
11/17/80	432.1	493.6	456.8	301.8	303.7
11/18/80	435.1	496.9	460.7	302.3	303.8
11/19/80	438.5	500.8	464.2	302.7	303.3
11/20/80	441.5	501.5	467.4	303.2	303.3
11/21/80	445.9	502.2	472.0	303.3	303.7
11/22/80	448.5	502.6	474.7	304.5	303.9
11/23/80	452.8	503.6	478.0	305.9	304.8
11/24/80	459.0	505.7	483.2	308.1	306.4
11/25/80	463.3	508.7	486.4	310.9	307.6
11/26/80	466.9	511.4	489.3	313.8	309.4
11/27/80	469.2	514.5	491.5	316.3	311.5

## Daily DSM2

Date	Avg Of H3-DB2	Avg Of H4-DB1	Avg Of H4-DB2	Avg Of NAA-DB1	Avg Of NAA-DB2
11/28/80	470.1	517.3	492.4	318.2	313.5
11/29/80	472.9	520.0	494.8	320.1	316.1
11/30/80	470.7	512.0	492.6	321.3	318.3
12/1/80	469.2	493.3	493.4	322.5	320.2
12/2/80	459.5	458.2	486.6	324.6	321.7
12/3/80	444.1	447.0	469.8	324.8	323.9
12/4/80	440.9	423.5	465.6	327.6	325.7
12/5/80	431.2	410.0	455.0	331.3	328.2
12/6/80	422.0	398.1	444.4	335.9	331.8
12/7/80	414.7	390.2	436.1	340.4	336.4
12/8/80	406.1	381.1	425.9	344.8	340.4
12/9/80	400.1	374.5	418.9	348.3	344.8
12/10/80	392.1	366.7	409.5	351.1	349.7
12/11/80	382.5	360.0	398.8	353.1	354.5
12/12/80	374.1	357.4	388.7	354.5	358.2
12/13/80	368.6	358.4	381.7	356.1	361.0
12/14/80	364.7	358.2	376.5	359.1	363.7
12/15/80	359.0	352.1	369.2	364.2	367.8
12/16/80	357.1	346.6	366.3	369.0	372.3
12/17/80	354.3	343.1	362.1	375.8	376.9
12/18/80	352.6	338.5	359.0	383.8	383.3
12/19/80	351.6	337.0	356.4	395.0	390.8
12/20/80	352.2	340.2	355.3	408.2	399.8
12/21/80	354.8	346.8	356.6	422.8	410.2
12/22/80	358.9	355.6	359.2	441.0	423.0
12/23/80	364.6	366.3	363.6	459.4	437.4
12/24/80	371.9	378.6	369.9	478.3	453.8
12/25/80	382.6	390.6	378.9	495.8	474.8
12/26/80	397.3	401.5	391.4	513.6	501.1
12/27/80	410.7	408.5	403.5	530.1	521.4
12/28/80	421.0	425.1	413.1	559.2	537.2
12/29/80	433.7	440.0	424.5	591.7	560.3
12/30/80	448.2	460.7	438.2	619.3	584.5
12/31/80	467.0	478.3	456.7	640.3	609.2
1/1/81	484.6	503.7	473.2	667.4	626.6
1/2/81	497.6	515.0	486.1	682.3	643.2
1/3/81	512.0	527.0	499.9	702.7	660.8
1/4/81	525.3	539.3	512.9	721.6	678.4
1/5/81	538.6	554.5	525.9	742.7	696.0
1/6/81	550.1	565.1	537.1	758.7	711.7
1/7/81	563.2	579.0	549.9	776.5	730.7
1/8/81	573.6	587.0	560.2	784.4	744.7
1/9/81	586.2	593.8	572.5	790.2	761.5
1/10/81	600.2	602.6	586.3	797.4	780.7
1/11/81	611.3	608.5	597.4	801.5	795.0



## Daily DSM2

Date	Avg Of H3-DB2	Avg Of H4-DB1	Avg Of H4-DB2	Avg Of NAA-DB1	Avg Of NAA-DB2
1/12/81	617.7	614.8	603.8	807.0	801.3
1/13/81	625.8	619.2	611.9	809.7	811.6
1/14/81	636.2	626.6	622.3	816.2	822.7
1/15/81	643.3	630.0	629.4	817.0	831.0
1/16/81	648.7	630.2	634.9	813.9	836.1
1/17/81	652.7	628.2	639.0	806.2	838.7
1/18/81	656.4	626.6	643.0	799.4	840.2
1/19/81	659.1	625.0	645.8	794.3	841.3
1/20/81	661.3	623.0	648.2	788.4	841.3
1/21/81	662.2	621.1	649.3	782.5	839.5
1/22/81	665.0	621.7	652.2	781.5	840.0
1/23/81	666.9	622.1	654.3	779.7	839.2
1/24/81	668.9	623.6	656.4	776.8	836.2
1/25/81	672.7	626.0	660.3	777.4	832.9
1/26/81	673.1	624.7	661.1	768.2	825.5
1/27/81	675.4	627.7	663.4	771.1	822.3
1/28/81	677.6	629.6	665.7	759.3	821.2
1/29/81	680.0	633.2	668.3	749.8	819.2
1/30/81	682.0	635.5	670.4	729.5	814.7
1/31/81	684.8	639.0	673.4	710.0	808.5
2/1/81	686.0	638.5	674.9	692.9	798.7
2/2/81	687.5	633.0	675.1	680.6	788.8
2/3/81	689.8	627.5	675.6	672.5	782.4
2/4/81	689.5	624.8	674.0	663.9	773.0
2/5/81	690.4	621.6	673.5	651.4	765.1
2/6/81	691.6	619.9	674.5	643.8	757.7
2/7/81	690.2	616.6	671.0	631.4	743.9
2/8/81	685.0	612.9	671.5	622.3	736.0
2/9/81	681.4	614.4	667.8	623.7	723.9
2/10/81	677.9	613.8	667.3	615.7	718.6
2/11/81	674.1	608.7	667.3	598.5	710.9
2/12/81	667.6	598.6	664.2	574.3	698.4
2/13/81	654.7	586.9	657.1	554.4	680.4
2/14/81	645.4	579.5	650.8	537.5	665.3
2/15/81	636.9	579.0	646.2	531.6	652.9
2/16/81	630.1	576.2	640.7	523.3	638.9
2/17/81	634.1	575.5	641.0	517.4	631.7
2/18/81	633.6	574.7	636.6	510.8	619.9
2/19/81	636.3	574.3	635.9	508.1	615.6
2/20/81	637.9	574.4	634.0	504.8	604.6
2/21/81	636.7	571.2	629.9	498.1	593.7
2/22/81	635.1	564.8	629.4	491.0	590.3
2/23/81	628.5	557.4	621.8	487.3	571.2
2/24/81	626.0	558.0	621.0	485.8	569.2
2/25/81	621.2	557.2	618.0	480.2	561.0

## Daily DSM2

Date	Avg Of H3-DB2	Avg Of H4-DB1	Avg Of H4-DB2	Avg Of NAA-DB1	Avg Of NAA-DB2
2/26/81	616.2	546.6	615.1	461.6	551.8
2/27/81	608.3	534.6	607.0	444.3	539.9
2/28/81	595.0	526.6	591.9	428.5	523.5
3/1/81	583.3	510.6	577.0	421.3	514.9
3/2/81	572.4	507.2	570.9	419.2	508.7
3/3/81	560.9	504.2	562.2	415.7	498.9
3/4/81	556.0	504.9	558.4	416.2	495.2
3/5/81	544.0	505.3	552.2	418.7	486.8
3/6/81	538.7	505.2	547.6	416.4	483.0
3/7/81	529.4	504.4	543.1	417.1	476.3
3/8/81	522.7	500.1	538.1	410.8	470.3
3/9/81	514.3	496.2	530.0	409.9	465.3
3/10/81	507.2	492.0	524.3	406.6	461.7
3/11/81	500.6	487.1	519.4	401.8	457.5
3/12/81	493.3	481.8	514.1	395.9	452.1
3/13/81	486.6	479.7	508.4	392.5	445.2
3/14/81	478.5	477.6	504.8	390.5	439.8
3/15/81	474.8	475.7	501.9	389.5	438.3
3/16/81	469.9	475.7	498.4	389.7	434.5
3/17/81	458.9	470.6	492.9	385.9	425.7
3/18/81	453.3	466.1	487.7	380.9	421.2
3/19/81	447.7	466.2	484.6	383.6	416.6
3/20/81	445.8	466.9	482.1	385.1	413.8
3/21/81	446.8	468.9	482.5	386.7	413.4
3/22/81	451.9	470.1	480.6	390.2	417.6
3/23/81	452.0	466.5	478.9	392.3	416.1
3/24/81	455.6	462.8	477.2	390.0	417.9
3/25/81	454.5	460.8	473.8	387.6	414.4
3/26/81	457.4	461.0	473.5	387.5	414.5
3/27/81	461.5	460.0	472.7	384.8	414.5
3/28/81	461.9	458.0	470.3	382.2	411.4
3/29/81	462.2	458.0	469.2	381.4	409.1
3/30/81	463.1	460.8	469.1	383.0	407.2
3/31/81	462.6	462.7	468.6	381.9	405.0
4/1/81	464.5	470.5	471.2	386.8	407.5
4/2/81	466.0	480.3	473.1	397.2	410.6
4/3/81	469.2	488.6	476.5	411.1	415.2
4/4/81	473.3	495.5	480.6	425.3	421.3
4/5/81	476.5	499.0	483.4	436.1	427.0
4/6/81	479.2	497.6	485.5	444.5	432.3
4/7/81	481.5	497.2	487.2	452.8	437.9
4/8/81	484.8	499.9	490.0	461.7	445.1
4/9/81	488.0	502.8	492.8	468.8	450.9
4/10/81	491.6	503.4	496.0	475.2	456.0
4/11/81	495.0	503.9	498.4	482.4	462.1

## Daily DSM2

Date	Avg Of H3-DB2	Avg Of H4-DB1	Avg Of H4-DB2	Avg Of NAA-DB1	Avg Of NAA-DB2
4/12/81	496.1	502.8	499.9	487.8	466.6
4/13/81	497.0	500.0	500.4	492.6	471.1
4/14/81	498.8	498.0	501.8	497.1	475.2
4/15/81	500.4	498.3	502.9	501.7	480.5
4/16/81	502.4	497.3	504.8	506.1	485.1
4/17/81	502.5	492.7	504.4	508.6	490.1
4/18/81	503.2	487.8	505.0	511.1	493.5
4/19/81	504.9	486.7	506.4	515.1	498.4
4/20/81	505.5	486.0	506.4	518.5	504.9
4/21/81	504.9	482.9	505.6	520.7	508.4
4/22/81	505.4	477.8	505.9	523.1	512.9
4/23/81	504.6	474.2	504.9	525.3	517.1
4/24/81	503.8	470.8	504.1	527.9	521.7
4/25/81	506.4	468.8	506.7	530.8	526.2
4/26/81	507.6	468.1	508.0	534.1	529.0
4/27/81	507.7	466.5	507.6	537.4	532.6
4/28/81	505.6	462.9	505.1	538.5	535.8
4/29/81	504.6	458.5	504.3	538.8	539.3
4/30/81	502.0	453.6	501.5	538.8	541.5
5/1/81	501.6	453.2	501.0	538.1	544.0
5/2/81	500.2	456.7	499.4	538.0	545.9
5/3/81	500.5	460.4	499.1	537.7	548.5
5/4/81	499.9	463.1	498.1	536.8	549.5
5/5/81	500.7	464.5	498.6	535.7	551.7
5/6/81	500.8	464.2	498.1	533.9	552.8
5/7/81	501.9	464.0	499.0	532.8	554.1
5/8/81	503.6	463.5	500.4	532.3	555.9
5/9/81	505.9	462.2	502.4	530.5	558.6
5/10/81	506.8	460.9	503.1	528.1	559.6
5/11/81	507.4	459.8	503.6	525.4	560.4
5/12/81	507.3	457.6	503.4	521.7	560.2
5/13/81	508.7	456.4	504.8	519.1	562.3
5/14/81	508.4	456.5	504.6	518.5	561.9
5/15/81	508.7	456.5	504.6	518.0	562.0
5/16/81	505.7	455.6	501.5	516.6	558.7
5/17/81	504.8	453.3	500.2	512.7	557.4
5/18/81	503.8	451.0	498.7	507.8	556.4
5/19/81	502.4	449.0	497.4	503.8	554.8
5/20/81	501.2	448.5	496.3	502.0	552.9
5/21/81	498.4	447.6	493.2	500.5	549.7
5/22/81	499.3	447.2	493.8	498.9	550.1
5/23/81	500.7	446.4	493.7	496.8	550.9
5/24/81	502.3	446.3	495.9	495.9	551.9
5/25/81	504.6	445.9	498.8	494.6	553.8
5/26/81	503.8	445.2	498.2	491.9	552.6

## Daily DSM2

Date	Avg Of H3-DB2	Avg Of H4-DB1	Avg Of H4-DB2	Avg Of NAA-DB1	Avg Of NAA-DB2
5/27/81	503.4	444.6	497.8	489.4	551.7
5/28/81	504.7	444.5	499.4	488.1	552.5
5/29/81	501.5	444.8	495.8	487.5	548.4
5/30/81	499.9	442.9	494.5	484.0	544.2
5/31/81	495.0	441.4	489.9	480.7	540.7
6/1/81	490.3	436.2	484.7	463.6	532.8
6/2/81	489.0	430.1	481.7	447.3	524.2
6/3/81	486.3	424.1	476.3	435.6	513.1
6/4/81	485.3	416.9	471.1	425.2	503.6
6/5/81	486.5	412.4	468.8	419.8	499.0
6/6/81	487.7	406.9	466.5	414.0	495.8
6/7/81	490.7	399.9	465.2	409.0	495.6
6/8/81	493.2	393.9	461.1	404.2	495.5
6/9/81	494.4	396.0	460.5	401.5	491.2
6/10/81	494.0	405.1	461.5	399.9	484.6
6/11/81	493.9	407.6	461.9	398.7	478.5
6/12/81	494.6	404.4	462.5	394.5	474.8
6/13/81	489.0	397.8	453.9	386.1	465.7
6/14/81	487.3	391.0	450.4	378.2	457.4
6/15/81	485.8	385.8	446.6	372.7	450.7
6/16/81	481.5	381.2	439.5	368.9	442.9
6/17/81	481.2	376.6	436.8	364.4	436.2
6/18/81	477.8	371.9	430.9	360.7	429.4
6/19/81	477.6	366.5	427.1	357.1	428.2
6/20/81	477.9	360.6	423.3	352.3	422.4
6/21/81	478.5	356.8	420.2	349.1	422.9
6/22/81	480.6	353.1	417.0	346.7	419.6
6/23/81	482.0	351.5	415.9	343.7	418.8
6/24/81	486.5	352.1	417.4	344.2	419.5
6/25/81	482.6	354.8	416.0	343.8	415.4
6/26/81	479.4	356.7	412.8	340.4	410.8
6/27/81	478.9	359.6	413.9	340.3	406.5
6/28/81	475.6	359.9	411.3	338.7	401.1
6/29/81	471.0	361.3	407.8	336.1	394.1
6/30/81	469.9	364.6	408.5	342.1	392.1
7/1/81	465.3	359.4	406.8	337.4	390.5
7/2/81	456.1	352.4	402.9	335.3	384.2
7/3/81	449.4	347.2	401.0	334.6	378.1
7/4/81	442.9	344.1	398.5	338.7	373.9
7/5/81	438.7	342.1	397.8	342.7	372.1
7/6/81	439.7	344.3	402.0	349.6	373.1
7/7/81	434.1	342.7	400.5	355.1	374.5
7/8/81	432.8	344.8	401.7	360.6	379.1
7/9/81	429.0	347.1	400.6	366.1	382.0
7/10/81	422.6	345.5	397.6	375.6	387.1

## Daily DSM2

Date	Avg Of H3-DB2	Avg Of H4-DB1	Avg Of H4-DB2	Avg Of NAA-DB1	Avg Of NAA-DB2
7/11/81	420.0	344.6	397.1	384.9	393.9
7/12/81	413.1	342.9	392.9	395.9	400.5
7/13/81	408.9	342.0	391.0	410.7	410.3
7/14/81	404.6	342.1	388.9	429.6	422.2
7/15/81	402.5	342.6	387.9	453.1	436.1
7/16/81	400.3	344.2	385.8	480.3	453.2
7/17/81	400.6	345.7	386.4	512.2	472.7
7/18/81	403.0	347.5	388.1	545.8	497.5
7/19/81	405.9	350.7	390.0	576.0	523.6
7/20/81	408.9	354.7	391.0	599.9	555.0
7/21/81	414.4	359.6	395.3	620.3	585.5
7/22/81	419.8	365.7	398.0	637.4	627.5
7/23/81	425.3	370.3	401.1	655.0	636.3
7/24/81	429.9	374.7	403.3	669.0	654.8
7/25/81	435.6	377.1	405.7	678.3	673.6
7/26/81	439.8	379.1	406.3	685.9	687.3
7/27/81	443.9	380.2	407.6	692.1	700.9
7/28/81	448.1	381.2	409.9	698.5	710.9
7/29/81	450.5	381.6	410.9	704.8	719.5
7/30/81	453.9	382.3	413.6	712.4	727.6
7/31/81	455.3	383.2	414.8	720.3	735.6
8/1/81	457.0	385.2	416.0	717.3	740.6
8/2/81	460.8	387.3	419.8	717.5	745.7
8/3/81	462.6	390.5	421.5	718.7	750.2
8/4/81	464.1	394.0	422.9	719.4	754.2
8/5/81	467.0	395.6	425.9	716.9	757.3
8/6/81	468.9	397.1	428.8	713.7	760.6
8/7/81	470.7	397.1	430.2	707.6	763.6
8/8/81	471.8	396.2	432.5	698.6	764.5
8/9/81	471.7	395.6	433.2	689.4	762.0
8/10/81	467.6	394.7	431.4	678.7	756.9
8/11/81	465.2	393.1	430.8	666.5	748.7
8/12/81	463.4	393.1	430.5	657.0	741.9
8/13/81	460.8	393.7	429.9	648.7	735.8
8/14/81	459.6	394.0	430.5	639.0	727.2
8/15/81	459.3	395.7	432.1	631.3	722.5
8/16/81	458.8	399.2	433.2	625.5	715.3
8/17/81	460.1	404.7	435.7	624.7	711.3
8/18/81	459.6	410.7	437.4	624.1	704.8
8/19/81	460.0	416.7	439.6	623.0	697.7
8/20/81	462.3	422.2	443.9	619.1	695.9
8/21/81	462.7	427.8	446.9	616.0	690.3
8/22/81	464.5	432.9	451.0	611.3	685.0
8/23/81	466.0	438.3	454.9	606.4	681.3
8/24/81	467.7	444.6	459.6	603.2	673.3

## Daily DSM2

Date	Avg Of H3-DB2	Avg Of H4-DB1	Avg Of H4-DB2	Avg Of NAA-DB1	Avg Of NAA-DB2
8/25/81	469.4	450.2	463.8	598.4	666.6
8/26/81	471.7	456.7	468.6	594.4	661.5
8/27/81	475.5	464.8	474.5	593.7	657.8
8/28/81	479.4	473.6	480.3	595.1	655.6
8/29/81	484.4	483.5	487.2	597.3	654.5
8/30/81	489.6	495.8	494.6	601.6	653.1
8/31/81	494.7	507.6	501.5	610.4	656.0
9/1/81	499.0	512.1	506.8	622.8	658.0
9/2/81	503.8	517.2	512.4	630.6	661.5
9/3/81	507.8	525.0	517.3	637.4	664.5
9/4/81	514.1	534.4	524.6	643.9	669.6
9/5/81	520.2	545.4	531.8	649.7	674.0
9/6/81	527.0	554.5	540.3	653.4	678.9
9/7/81	532.2	561.0	546.0	656.2	684.7
9/8/81	538.0	567.5	553.0	657.4	687.7
9/9/81	544.8	574.3	560.9	659.8	691.8
9/10/81	552.1	581.3	569.4	663.1	695.2
9/11/81	558.5	584.0	576.6	665.7	699.1
9/12/81	563.8	586.3	582.6	669.1	702.5
9/13/81	568.3	587.4	587.6	675.1	707.8
9/14/81	574.2	590.9	594.1	683.5	711.9
9/15/81	579.8	596.9	600.2	693.2	718.3
9/16/81	583.8	601.8	604.4	701.0	723.2
9/17/81	587.8	606.7	608.8	708.7	728.8
9/18/81	593.4	613.8	614.8	714.9	735.2
9/19/81	600.3	623.6	622.2	720.8	743.1
9/20/81	607.1	631.3	629.4	724.9	749.9
9/21/81	613.2	637.5	635.7	727.3	756.5
9/22/81	619.0	642.0	641.9	729.2	760.9
9/23/81	624.5	646.2	647.7	734.5	766.1
9/24/81	629.1	648.7	652.3	739.5	770.3
9/25/81	634.4	650.5	657.7	746.2	776.0
9/26/81	639.2	653.8	662.6	757.8	782.3
9/27/81	644.4	658.6	667.8	770.3	790.8
9/28/81	653.4	666.8	676.9	785.9	803.4
9/29/81	654.3	673.3	677.6	798.7	809.1
9/30/81	659.4	681.7	682.6	811.8	820.6
10/1/81	665.9	691.1	689.4	821.3	831.9
10/2/81	670.6	694.6	693.8	829.6	841.8
10/3/81	674.1	695.8	697.3	839.2	853.8
10/4/81	676.8	695.2	700.0	847.9	861.1
10/5/81	678.9	694.2	701.9	858.0	871.2
10/6/81	682.4	695.8	705.4	866.1	884.0
10/7/81	686.0	700.7	708.9	869.2	892.9
10/8/81	689.7	704.4	712.6	869.1	901.8

## Daily DSM2

Date	Avg Of H3-DB2	Avg Of H4-DB1	Avg Of H4-DB2	Avg Of NAA-DB1	Avg Of NAA-DB2
10/9/81	692.7	706.1	715.4	865.0	907.0
10/10/81	696.5	706.3	719.1	862.4	912.7
10/11/81	700.1	706.5	722.5	861.9	916.5
10/12/81	701.4	704.0	723.6	859.1	916.9
10/13/81	703.2	701.2	725.2	856.9	918.4
10/14/81	703.9	696.1	725.5	853.2	917.3
10/15/81	706.6	691.4	728.0	849.5	919.0
10/16/81	709.4	694.4	730.2	844.2	918.3
10/17/81	709.6	693.9	730.0	838.8	916.9
10/18/81	711.8	691.5	731.9	835.5	915.4
10/19/81	712.7	687.8	732.4	832.0	913.2
10/20/81	714.4	681.9	733.8	827.1	910.2
10/21/81	713.7	677.2	732.8	823.4	905.5
10/22/81	713.2	668.5	731.7	813.2	901.5
10/23/81	710.7	659.2	728.8	804.0	894.6
10/24/81	707.5	649.8	725.1	797.7	888.0
10/25/81	706.7	644.6	723.7	797.7	883.1
10/26/81	702.0	634.6	717.1	792.0	877.6
10/27/81	698.1	624.8	713.8	790.6	872.0
10/28/81	696.3	623.0	711.5	793.7	870.3
10/29/81	689.3	618.2	704.1	791.4	867.0
10/30/81	683.0	607.2	697.1	791.8	862.7
10/31/81	684.7	606.9	698.7	811.2	866.2
11/1/81	679.8	607.3	693.5	827.1	869.9
11/2/81	672.8	602.9	686.0	834.8	874.7
11/3/81	664.8	597.5	677.4	839.2	880.0
11/4/81	654.7	595.4	666.9	853.7	886.1
11/5/81	645.7	593.3	657.4	868.2	894.6
11/6/81	641.8	587.6	653.3	888.7	905.4
11/7/81	633.6	579.9	644.8	919.6	920.6
11/8/81	620.7	568.7	631.3	958.7	948.7
11/9/81	616.2	565.0	626.5	996.6	973.9
11/10/81	607.1	558.3	617.1	1042.2	1008.0
11/11/81	599.4	550.9	608.9	1104.7	1049.9
11/12/81	591.8	547.6	601.0	1176.9	1104.7
11/13/81	589.1	550.9	598.1	1238.0	1167.0
11/14/81	585.6	549.6	594.5	1333.8	1221.2
11/15/81	585.3	558.8	593.8	1431.9	1296.3
11/16/81	585.9	569.8	594.3	1486.1	1399.4
11/17/81	587.4	577.8	595.6	1534.4	1449.5
11/18/81	590.7	587.2	598.7	1600.0	1538.0
11/19/81	596.5	598.6	604.2	1660.4	1614.4
11/20/81	601.5	607.4	608.9	1687.9	1679.5
11/21/81	606.1	608.1	613.2	1676.0	1705.2
11/22/81	612.4	606.5	618.9	1645.9	1732.2

## Daily DSM2

Date	Avg Of H3-DB2	Avg Of H4-DB1	Avg Of H4-DB2	Avg Of NAA-DB1	Avg Of NAA-DB2
11/23/81	617.9	601.9	624.2	1619.7	1741.0
11/24/81	619.1	591.8	624.7	1577.3	1730.0
11/25/81	620.4	579.8	625.3	1522.8	1702.4
11/26/81	617.6	564.9	622.1	1470.2	1655.1
11/27/81	613.7	553.7	618.5	1418.4	1618.1
11/28/81	611.8	544.1	615.0	1352.9	1567.2
11/29/81	608.1	537.3	611.1	1291.7	1516.3
11/30/81	608.6	530.7	610.3	1207.8	1469.2
12/1/81	605.4	518.7	603.8	1113.0	1418.8
12/2/81	594.8	509.3	597.6	1102.2	1372.3
12/3/81	581.1	500.6	587.1	1078.7	1312.4
12/4/81	564.3	497.5	571.1	1062.9	1244.3
12/5/81	552.5	487.8	562.7	1016.3	1215.6
12/6/81	545.7	475.0	558.4	971.3	1195.5
12/7/81	532.5	450.0	543.2	883.1	1137.3
12/8/81	515.3	428.4	527.3	806.2	1085.2
12/9/81	504.2	419.5	512.9	761.8	1037.2
12/10/81	488.0	403.7	498.1	705.2	987.1
12/11/81	468.9	387.2	481.8	653.0	928.7
12/12/81	457.0	380.6	473.1	628.0	887.4
12/13/81	448.7	379.1	465.0	612.5	859.5
12/14/81	438.8	376.0	458.7	600.8	825.4
12/15/81	427.7	372.2	449.2	586.6	781.5
12/16/81	416.8	371.4	440.8	583.3	746.3
12/17/81	406.9	372.7	434.2	584.7	717.0
12/18/81	394.1	367.7	419.8	562.7	674.2
12/19/81	392.5	369.9	418.3	550.4	671.7
12/20/81	384.7	366.0	397.9	525.0	652.5
12/21/81	380.1	349.8	387.0	513.1	633.9
12/22/81	370.7	337.7	371.2	481.0	611.7
12/23/81	359.4	322.6	355.4	448.2	584.6
12/24/81	349.6	310.3	341.4	424.9	559.9
12/25/81	340.7	297.2	330.5	404.9	536.0
12/26/81	335.3	286.8	326.6	397.7	519.8
12/27/81	332.8	275.9	322.9	383.4	505.5
12/28/81	327.4	278.6	320.3	371.0	487.4
12/29/81	323.5	279.5	317.5	372.8	472.8
12/30/81	320.3	280.5	315.3	366.5	460.2
12/31/81	361.3	291.7	353.2	381.8	485.7
1/1/82	403.1	337.1	400.1	437.0	521.3
1/2/82	431.0	371.6	428.6	464.8	546.5
1/3/82	456.4	377.6	456.8	454.6	552.2
1/4/82	474.1	403.0	474.5	478.2	564.0
1/5/82	495.0	428.4	496.0	481.8	580.4
1/6/82	516.5	438.4	517.4	481.2	595.5



## Daily DSM2

Date	Avg Of H3-DB2	Avg Of H4-DB1	Avg Of H4-DB2	Avg Of NAA-DB1	Avg Of NAA-DB2
1/7/82	535.5	450.6	536.7	482.9	607.4
1/8/82	553.3	462.2	555.0	487.3	618.1
1/9/82	571.5	476.2	573.9	496.5	629.3
1/10/82	590.1	493.9	593.0	509.2	645.6
1/11/82	607.6	514.1	611.2	527.7	661.8
1/12/82	633.0	538.3	637.0	550.2	678.2
1/13/82	654.7	555.7	658.6	568.0	694.2
1/14/82	672.4	574.8	676.7	585.4	704.7
1/15/82	694.7	599.0	699.2	604.2	715.5
1/16/82	712.0	613.7	718.7	617.0	728.6
1/17/82	726.5	621.7	733.7	620.9	737.7
1/18/82	738.9	622.6	747.1	607.3	740.7
1/19/82	741.7	608.0	753.0	581.9	733.6
1/20/82	751.4	630.3	763.7	591.3	735.0
1/21/82	767.5	645.4	777.9	596.7	747.4
1/22/82	778.9	646.6	790.3	591.1	755.0
1/23/82	781.4	644.5	794.3	582.6	758.7
1/24/82	791.2	639.1	805.1	579.8	755.8
1/25/82	795.4	652.1	810.1	593.4	757.8
1/26/82	810.1	670.8	825.3	606.8	766.8
1/27/82	818.7	675.8	834.1	614.4	773.6
1/28/82	833.1	698.5	850.2	629.0	778.8
1/29/82	843.2	710.7	860.4	646.2	790.3
1/30/82	858.4	721.8	876.6	652.0	797.8
1/31/82	843.2	701.3	862.2	649.7	779.8
2/1/82	830.3	678.0	849.1	605.7	730.1
2/2/82	815.7	656.4	835.8	561.1	700.0
2/3/82	799.9	644.6	823.7	534.8	661.7
2/4/82	788.2	650.5	816.7	502.8	636.8
2/5/82	780.3	658.3	810.7	485.1	613.8
2/6/82	761.5	637.4	782.5	473.5	587.6
2/7/82	748.6	501.5	740.3	466.6	568.9
2/8/82	727.2	409.5	701.8	459.0	550.5
2/9/82	713.0	371.2	690.7	453.4	527.6
2/10/82	714.6	357.9	680.6	453.9	513.6
2/11/82	693.2	337.6	660.3	441.6	492.3
2/12/82	663.3	314.5	627.0	418.2	492.7
2/13/82	657.7	302.7	615.9	421.7	481.0
2/14/82	638.0	296.9	594.5	410.0	474.6
2/15/82	622.5	282.5	556.7	404.8	465.2
2/16/82	563.9	269.5	492.9	399.7	455.8
2/17/82	510.8	265.1	437.8	377.7	455.0
2/18/82	441.0	262.8	378.4	345.5	449.7
2/19/82	404.8	292.7	356.4	351.2	451.8
2/20/82	364.1	261.9	326.0	353.3	450.4

## Daily DSM2

Date	Avg Of H3-DB2	Avg Of H4-DB1	Avg Of H4-DB2	Avg Of NAA-DB1	Avg Of NAA-DB2
2/21/82	333.2	258.3	303.8	358.1	449.1
2/22/82	324.8	257.7	293.6	361.9	447.6
2/23/82	302.0	257.4	288.3	350.6	439.5
2/24/82	295.3	257.1	290.6	349.4	443.6
2/25/82	296.3	257.0	285.4	356.1	445.0
2/26/82	301.9	257.1	289.1	371.1	456.9
2/27/82	302.2	257.6	289.5	380.2	455.0
2/28/82	309.3	261.1	302.8	385.7	462.7
3/1/82	313.5	273.4	311.6	399.5	473.8
3/2/82	326.9	284.6	325.2	413.9	487.3
3/3/82	340.3	302.1	338.2	421.1	491.5
3/4/82	346.9	306.6	344.6	425.6	500.1
3/5/82	351.1	306.9	348.4	429.7	508.8
3/6/82	355.6	307.5	352.7	430.5	514.4
3/7/82	357.8	308.2	354.4	435.8	526.7
3/8/82	366.5	309.4	363.0	442.8	530.9
3/9/82	362.2	310.5	358.9	445.2	541.8
3/10/82	365.5	311.2	363.1	447.4	545.7
3/11/82	369.5	311.5	367.4	456.9	555.3
3/12/82	369.0	312.4	367.5	459.8	558.4
3/13/82	369.8	311.9	368.7	460.6	565.5
3/14/82	380.9	311.1	379.9	471.7	573.6
3/15/82	366.4	310.4	366.2	464.2	578.5
3/16/82	360.1	308.2	360.4	461.4	587.7
3/17/82	360.8	306.4	361.6	468.2	594.6
3/18/82	356.9	303.4	357.6	477.1	599.6
3/19/82	352.8	311.6	353.3	474.4	599.0
3/20/82	355.7	311.8	353.8	484.7	600.1
3/21/82	351.2	302.7	350.0	493.1	602.2
3/22/82	344.9	300.0	344.9	502.9	609.0
3/23/82	356.9	301.2	356.0	510.6	617.5
3/24/82	353.4	300.8	353.9	522.6	621.2
3/25/82	351.6	301.0	351.7	532.2	623.0
3/26/82	355.7	302.4	355.7	540.0	630.6
3/27/82	355.7	305.2	355.7	537.9	633.8
3/28/82	360.6	306.7	360.3	537.0	645.3
3/29/82	357.6	306.4	357.4	543.3	649.9
3/30/82	357.1	308.2	357.0	534.3	652.0
3/31/82	343.4	304.0	341.5	523.1	647.9
4/1/82	339.7	298.4	336.8	505.4	640.3
4/2/82	333.9	285.3	331.2	498.1	637.3
4/3/82	306.9	205.2	303.2	489.9	632.5
4/4/82	269.6	181.1	265.6	445.7	617.6
4/5/82	249.8	178.0	245.5	397.0	601.7
4/6/82	231.5	176.6	225.7	345.2	601.6

## Daily DSM2

Date	Avg Of H3-DB2	Avg Of H4-DB1	Avg Of H4-DB2	Avg Of NAA-DB1	Avg Of NAA-DB2
4/7/82	213.2	175.6	206.6	301.4	565.5
4/8/82	198.5	175.0	196.6	236.9	509.1
4/9/82	190.7	174.4	190.5	189.2	402.3
4/10/82	190.8	174.2	190.4	176.6	309.3
4/11/82	194.3	173.9	197.0	174.3	256.8
4/12/82	192.1	173.8	192.2	174.6	225.5
4/13/82	192.9	173.8	191.6	174.9	213.5
4/14/82	205.5	173.8	201.3	174.8	212.8
4/15/82	182.9	173.7	182.0	174.7	205.9
4/16/82	179.5	173.6	177.7	174.3	196.2
4/17/82	181.3	173.5	182.0	173.4	192.7
4/18/82	191.4	173.3	203.9	173.0	187.6
4/19/82	187.0	173.2	187.7	172.9	190.9
4/20/82	186.9	173.2	187.5	172.9	186.3
4/21/82	203.7	173.2	188.7	173.0	188.3
4/22/82	213.8	173.2	203.0	173.1	186.5
4/23/82	190.0	173.2	194.3	173.2	187.1
4/24/82	188.3	173.2	189.0	173.4	187.6
4/25/82	190.9	173.3	203.6	173.5	187.6
4/26/82	189.1	173.3	193.3	173.7	188.1
4/27/82	191.1	173.4	200.4	173.9	188.3
4/28/82	191.6	173.4	192.8	174.0	189.4
4/29/82	200.1	173.5	189.6	173.9	190.5
4/30/82	192.2	174.0	193.3	173.7	190.8
5/1/82	194.1	176.3	194.2	174.6	191.1
5/2/82	191.4	170.8	191.0	169.2	188.9
5/3/82	185.6	168.3	184.8	166.2	183.0
5/4/82	187.5	168.6	187.9	166.8	183.3
5/5/82	184.5	168.9	184.2	167.1	183.7
5/6/82	185.7	169.3	185.5	167.6	184.8
5/7/82	186.9	169.9	184.9	168.3	184.5
5/8/82	190.8	170.2	193.0	168.6	187.7
5/9/82	187.8	170.7	188.0	169.0	187.1
5/10/82	185.6	171.2	185.4	169.4	186.4
5/11/82	187.9	171.3	187.9	169.4	188.0
5/12/82	187.8	171.2	187.8	169.0	186.5
5/13/82	188.7	171.2	188.6	168.7	187.8
5/14/82	189.4	170.7	189.1	168.0	189.6
5/15/82	194.2	170.7	194.8	167.8	191.2
5/16/82	190.6	170.8	189.9	168.1	188.4
5/17/82	194.0	170.9	191.7	168.7	191.7
5/18/82	193.2	172.2	192.7	170.3	193.7
5/19/82	194.6	173.7	193.9	172.0	195.0
5/20/82	196.4	175.5	195.7	173.8	196.9
5/21/82	197.1	177.1	196.5	175.6	197.7

## Daily DSM2

Date	Avg Of H3-DB2	Avg Of H4-DB1	Avg Of H4-DB2	Avg Of NAA-DB1	Avg Of NAA-DB2
5/22/82	198.9	178.9	198.2	178.5	199.9
5/23/82	200.0	180.1	199.2	181.2	201.7
5/24/82	202.3	181.8	201.5	184.9	205.2
5/25/82	204.4	183.1	203.3	187.8	208.1
5/26/82	207.1	183.9	206.0	190.1	211.2
5/27/82	209.5	184.9	208.2	192.4	214.1
5/28/82	213.8	186.5	212.4	196.7	219.8
5/29/82	217.2	188.3	215.5	202.9	224.4
5/30/82	220.8	196.9	219.3	209.9	228.1
5/31/82	225.7	205.6	224.0	217.2	234.6
6/1/82	230.6	211.9	229.1	221.4	238.3
6/2/82	234.5	218.6	232.9	223.7	242.8
6/3/82	238.8	224.3	237.8	224.0	246.9
6/4/82	241.7	229.1	241.6	222.8	250.5
6/5/82	246.2	233.4	248.1	222.5	252.5
6/6/82	254.3	237.8	252.6	222.6	254.2
6/7/82	261.6	242.1	256.4	222.6	254.2
6/8/82	272.8	246.1	263.3	224.1	257.5
6/9/82	282.5	250.6	267.0	228.3	259.2
6/10/82	289.6	255.1	271.5	233.5	261.1
6/11/82	295.0	259.8	279.6	239.4	265.6
6/12/82	299.8	264.1	283.7	245.5	268.9
6/13/82	303.5	267.3	286.0	252.7	271.7
6/14/82	304.9	268.2	288.3	261.9	273.7
6/15/82	306.0	269.9	291.6	269.2	276.6
6/16/82	311.0	277.9	294.9	274.6	278.9
6/17/82	315.1	286.0	299.0	277.1	280.2
6/18/82	319.6	297.0	306.7	280.7	282.9
6/19/82	323.9	306.2	313.7	281.3	283.7
6/20/82	330.9	315.9	321.5	282.4	284.5
6/21/82	335.7	328.3	331.3	284.7	286.8
6/22/82	339.9	343.0	341.6	286.4	288.4
6/23/82	344.9	357.5	351.4	287.6	290.2
6/24/82	350.9	374.9	361.1	289.4	292.1
6/25/82	357.4	401.1	373.5	291.4	295.0
6/26/82	362.7	426.9	384.6	292.8	296.9
6/27/82	368.9	446.6	394.5	293.8	298.1
6/28/82	374.5	461.2	404.9	295.7	301.0
6/29/82	378.4	475.5	416.6	297.6	303.2
6/30/82	382.2	475.2	418.7	299.6	305.0
7/1/82	382.7	436.4	416.7	293.4	304.0
7/2/82	384.7	408.2	413.1	290.8	303.5
7/3/82	389.0	396.4	413.7	291.5	303.2
7/4/82	391.0	394.0	412.7	294.1	301.9
7/5/82	394.0	395.9	413.8	296.6	301.9

## Daily DSM2

Date	Avg Of H3-DB2	Avg Of H4-DB1	Avg Of H4-DB2	Avg Of NAA-DB1	Avg Of NAA-DB2
7/6/82	399.4	399.8	418.2	299.0	302.8
7/7/82	401.3	404.4	419.1	302.8	303.9
7/8/82	405.6	408.4	422.2	304.6	305.5
7/9/82	407.6	410.8	424.2	306.4	305.8
7/10/82	412.5	411.9	428.6	307.1	306.8
7/11/82	413.5	412.0	429.0	307.1	306.6
7/12/82	414.8	412.7	427.8	305.0	303.7
7/13/82	416.4	412.5	429.8	302.0	305.9
7/14/82	416.7	411.0	429.8	296.2	302.9
7/15/82	416.9	405.5	428.9	292.3	301.6
7/16/82	415.1	400.1	426.7	287.8	298.5
7/17/82	411.4	392.6	422.1	283.4	295.7
7/18/82	408.3	388.0	417.0	279.1	293.5
7/19/82	405.4	384.8	415.0	276.8	290.8
7/20/82	403.1	382.7	412.2	275.5	289.1
7/21/82	401.0	380.1	410.3	274.9	288.7
7/22/82	400.0	376.8	407.3	275.2	287.4
7/23/82	398.5	374.7	404.3	276.4	286.3
7/24/82	399.4	373.6	403.5	277.4	287.3
7/25/82	397.8	373.4	399.6	279.2	286.5
7/26/82	397.7	374.0	401.4	279.9	289.2
7/27/82	397.7	372.3	401.8	280.8	291.4
7/28/82	395.4	366.6	400.1	281.7	292.3
7/29/82	394.3	361.1	396.9	283.1	296.2
7/30/82	391.1	356.2	395.0	284.8	297.1
7/31/82	385.7	351.3	389.0	285.6	296.0
8/1/82	382.8	347.8	384.6	285.8	295.7
8/2/82	380.1	346.8	382.0	287.9	296.9
8/3/82	376.2	346.5	379.7	290.4	297.7
8/4/82	375.1	345.5	379.5	294.1	300.4
8/5/82	371.6	344.9	376.7	298.4	302.4
8/6/82	368.9	342.9	375.4	303.1	305.7
8/7/82	367.2	343.5	374.5	308.8	309.5
8/8/82	366.2	343.8	374.4	314.8	314.5
8/9/82	359.7	344.2	368.9	321.1	321.8
8/10/82	361.6	346.2	370.5	326.3	325.8
8/11/82	360.6	345.2	369.9	331.8	331.7
8/12/82	359.5	340.9	369.2	338.3	338.8
8/13/82	357.7	336.4	367.0	345.2	345.5
8/14/82	355.2	334.5	364.1	352.4	352.2
8/15/82	352.6	334.0	361.3	361.8	359.6
8/16/82	351.4	334.6	359.5	373.9	368.3
8/17/82	351.9	335.5	359.2	388.9	378.5
8/18/82	352.5	337.1	358.9	405.8	391.1
8/19/82	353.8	339.6	359.2	423.4	405.9

## Daily DSM2

Date	Avg Of H3-DB2	Avg Of H4-DB1	Avg Of H4-DB2	Avg Of NAA-DB1	Avg Of NAA-DB2
8/20/82	357.0	342.9	361.3	441.5	421.3
8/21/82	360.1	346.7	362.5	458.7	439.3
8/22/82	365.6	351.4	364.9	473.1	468.8
8/23/82	369.2	355.7	368.1	485.6	476.6
8/24/82	373.0	359.9	371.0	497.6	491.5
8/25/82	378.6	363.4	374.4	509.0	506.8
8/26/82	383.3	367.0	377.7	519.1	520.2
8/27/82	388.9	370.7	381.3	527.1	534.8
8/28/82	394.4	374.5	385.1	533.3	543.6
8/29/82	399.0	376.2	388.3	538.0	551.1
8/30/82	403.2	377.9	391.7	545.0	558.5
8/31/82	405.5	378.1	393.2	553.5	565.9
9/1/82	407.5	377.9	393.3	559.2	572.8
9/2/82	409.4	377.0	394.4	563.9	579.9
9/3/82	410.5	376.8	395.9	566.7	586.8
9/4/82	412.4	375.7	396.0	567.3	593.5
9/5/82	413.2	376.1	398.3	566.0	596.9
9/6/82	414.7	375.8	398.7	562.2	599.7
9/7/82	416.6	376.1	400.8	560.5	602.1
9/8/82	417.5	377.2	401.2	561.8	601.9
9/9/82	417.8	377.2	402.2	556.0	600.9
9/10/82	418.7	377.6	402.9	550.1	598.1
9/11/82	419.1	377.2	403.6	540.6	593.5
9/12/82	417.9	377.0	404.0	531.9	587.2
9/13/82	415.7	377.4	403.9	523.1	580.6
9/14/82	413.6	377.4	404.7	515.0	574.1
9/15/82	410.8	377.3	404.7	505.9	568.3
9/16/82	409.8	377.5	406.0	500.7	560.6
9/17/82	407.3	378.1	405.7	491.7	552.6
9/18/82	403.3	378.1	406.9	477.1	545.1
9/19/82	405.1	378.7	406.8	469.2	535.3
9/20/82	405.1	378.9	407.5	465.7	528.4
9/21/82	403.9	378.9	407.4	452.4	519.9
9/22/82	401.7	376.8	407.3	436.3	510.6
9/23/82	401.2	372.8	405.7	424.6	500.8
9/24/82	401.2	366.4	400.8	414.4	489.9
9/25/82	400.4	355.8	396.7	401.8	476.6
9/26/82	398.1	343.3	391.3	389.2	466.7
9/27/82	394.9	331.1	387.3	377.6	454.0
9/28/82	394.7	322.7	382.9	370.5	445.0
9/29/82	393.0	313.9	381.7	361.9	434.8
9/30/82	390.2	320.3	386.4	356.2	423.4
10/1/82	381.3	320.4	384.8	347.9	412.9
10/2/82	372.7	317.3	378.4	335.9	402.7
10/3/82	368.9	314.7	378.6	330.9	389.6

## Daily DSM2

Date	Avg Of H3-DB2	Avg Of H4-DB1	Avg Of H4-DB2	Avg Of NAA-DB1	Avg Of NAA-DB2
10/4/82	361.3	313.5	375.7	325.5	380.3
10/5/82	351.6	313.6	372.5	315.3	370.2
10/6/82	344.4	315.6	370.7	306.3	362.3
10/7/82	333.0	313.6	364.4	299.7	353.9
10/8/82	330.6	314.6	364.4	292.2	344.2
10/9/82	329.4	317.5	366.4	286.6	334.1
10/10/82	327.3	318.4	367.2	281.8	325.0
10/11/82	322.8	319.3	366.1	277.3	317.3
10/12/82	319.2	322.1	364.8	272.4	311.5
10/13/82	318.8	324.7	366.1	266.9	305.9
10/14/82	324.4	330.6	368.9	263.3	298.7
10/15/82	330.6	334.4	370.9	258.0	288.0
10/16/82	332.6	329.8	370.8	254.3	286.3
10/17/82	333.0	319.0	368.8	251.0	282.3
10/18/82	331.7	308.3	364.9	247.0	277.8
10/19/82	329.5	297.4	360.7	242.2	274.1
10/20/82	326.6	290.8	355.0	239.3	269.8
10/21/82	324.4	286.3	350.6	238.8	266.3
10/22/82	322.8	282.1	346.3	236.4	262.8
10/23/82	321.7	279.4	344.0	235.3	259.6
10/24/82	318.9	274.2	338.6	234.3	256.8
10/25/82	317.3	273.5	334.9	235.3	254.1
10/26/82	315.9	271.9	333.1	234.5	253.7
10/27/82	314.5	267.2	330.7	232.0	252.6
10/28/82	310.6	261.3	325.7	228.0	251.0
10/29/82	310.0	258.0	323.8	224.2	249.8
10/30/82	308.1	255.4	319.4	228.3	246.9
10/31/82	305.2	253.9	313.4	228.6	251.4
11/1/82	312.3	265.4	319.2	231.2	257.0
11/2/82	316.4	271.9	324.4	233.3	262.1
11/3/82	318.9	279.4	323.8	236.2	266.2
11/4/82	322.7	283.5	325.4	239.1	269.2
11/5/82	326.9	283.7	326.4	242.7	274.6
11/6/82	332.2	282.7	329.7	247.1	280.6
11/7/82	336.9	284.3	333.1	252.4	285.8
11/8/82	343.6	292.2	340.1	256.5	292.7
11/9/82	350.1	301.7	346.7	260.6	296.7
11/10/82	357.7	310.9	354.8	266.7	299.5
11/11/82	357.5	314.7	354.7	265.3	301.1
11/12/82	362.8	318.6	360.5	267.2	305.6
11/13/82	367.2	316.8	365.6	269.8	307.2
11/14/82	368.5	310.5	368.0	269.0	309.8
11/15/82	369.1	309.5	369.9	268.1	309.9
11/16/82	370.1	307.7	372.1	266.5	311.4
11/17/82	376.4	305.6	378.6	267.3	311.9

## Daily DSM2

Date	Avg Of H3-DB2	Avg Of H4-DB1	Avg Of H4-DB2	Avg Of NAA-DB1	Avg Of NAA-DB2
11/18/82	378.5	322.7	385.9	272.1	313.8
11/19/82	379.5	318.6	387.2	274.0	316.3
11/20/82	383.4	316.4	386.4	275.6	319.1
11/21/82	386.0	312.2	383.4	276.7	321.4
11/22/82	395.2	318.6	380.2	284.1	323.9
11/23/82	398.4	324.5	377.9	289.6	325.9
11/24/82	392.8	316.5	376.1	287.3	326.8
11/25/82	393.8	312.2	370.7	285.9	327.2
11/26/82	395.7	306.3	370.3	284.0	328.7
11/27/82	400.1	305.2	368.7	281.2	331.9
11/28/82	395.8	294.0	365.6	275.6	330.4
11/29/82	396.0	284.4	363.1	269.7	330.5
11/30/82	403.1	276.5	359.3	276.8	336.8
12/1/82	397.7	278.4	360.2	284.9	342.3
12/2/82	392.3	273.1	357.7	284.8	346.2
12/3/82	392.0	277.8	359.6	289.1	351.4
12/4/82	389.6	295.0	360.4	293.2	357.5
12/5/82	394.9	297.7	366.5	301.2	364.6
12/6/82	394.7	288.7	368.1	307.5	371.6
12/7/82	382.6	281.9	360.3	317.3	373.4
12/8/82	372.9	281.9	353.3	322.2	375.6
12/9/82	369.1	281.7	352.0	329.8	382.7
12/10/82	365.2	279.0	349.6	342.3	388.1
12/11/82	360.0	278.1	346.3	348.1	392.0
12/12/82	353.7	278.1	341.7	353.7	396.5
12/13/82	351.2	278.1	340.8	354.5	399.1
12/14/82	346.0	277.3	335.9	352.6	400.6
12/15/82	344.2	277.7	334.7	359.5	405.1
12/16/82	350.9	277.7	341.0	370.1	416.0
12/17/82	348.2	279.2	339.3	369.5	418.0
12/18/82	349.3	279.3	340.8	375.4	424.9
12/19/82	350.6	278.7	342.8	387.2	434.4
12/20/82	352.4	277.0	344.2	391.4	442.3
12/21/82	352.7	276.8	345.7	391.7	449.0
12/22/82	367.8	274.2	360.3	404.2	460.6
12/23/82	358.1	273.4	352.4	406.0	457.9
12/24/82	348.6	276.1	343.9	402.1	457.2
12/25/82	342.4	276.9	337.2	400.7	459.8
12/26/82	332.2	275.2	328.7	392.4	460.0
12/27/82	328.0	273.9	325.2	382.4	456.1
12/28/82	320.8	273.0	318.4	340.2	439.8
12/29/82	314.7	272.2	312.7	308.2	422.5
12/30/82	315.9	270.9	317.8	296.2	409.1
12/31/82	360.7	278.9	361.5	299.7	445.1
1/1/83	384.0	294.3	385.2	315.3	447.0



## Daily DSM2

Date	Avg Of H3-DB2	Avg Of H4-DB1	Avg Of H4-DB2	Avg Of NAA-DB1	Avg Of NAA-DB2
1/2/83	388.2	291.0	389.1	309.9	451.9
1/3/83	393.7	290.3	394.2	304.4	451.6
1/4/83	381.2	291.5	381.5	302.0	454.7
1/5/83	398.5	292.0	398.5	308.0	461.3
1/6/83	409.8	293.9	412.1	321.4	472.2
1/7/83	395.9	295.3	397.9	340.2	473.9
1/8/83	379.3	296.3	378.8	342.9	488.6
1/9/83	368.8	297.3	367.8	356.7	494.7
1/10/83	369.0	298.0	370.8	375.1	504.5
1/11/83	368.7	299.4	369.3	393.8	516.3
1/12/83	378.2	300.8	378.6	416.8	531.3
1/13/83	370.5	304.2	370.6	420.1	548.7
1/14/83	398.9	306.9	397.6	434.0	557.0
1/15/83	380.7	310.4	380.7	455.0	578.8
1/16/83	393.1	313.4	392.6	477.2	593.3
1/17/83	390.9	316.5	391.2	497.7	609.7
1/18/83	401.0	319.3	401.7	542.1	640.6
1/19/83	399.2	318.0	400.2	563.7	661.1
1/20/83	404.6	315.8	408.9	590.3	667.9
1/21/83	403.7	312.7	403.9	607.5	677.5
1/22/83	420.2	308.5	421.5	623.4	697.1
1/23/83	415.2	300.8	418.5	607.2	713.2
1/24/83	404.1	294.2	405.2	548.5	706.8
1/25/83	461.5	290.3	408.5	331.8	608.6
1/26/83	323.0	284.5	321.5	296.8	519.6
1/27/83	285.0	284.1	284.6	282.4	409.7
1/28/83	278.9	278.8	278.8	274.5	350.1
1/29/83	277.4	277.1	276.9	273.5	350.6
1/30/83	275.4	275.4	275.4	273.2	371.2
1/31/83	271.1	268.9	271.1	268.0	384.8
2/1/83	264.7	265.1	264.7	264.2	317.5
2/2/83	271.6	272.7	271.6	269.4	298.0
2/3/83	274.6	275.6	274.5	270.8	318.1
2/4/83	275.4	277.1	275.3	270.9	312.1
2/5/83	275.2	276.4	275.2	271.5	329.1
2/6/83	274.8	275.4	274.7	272.6	334.1
2/7/83	274.4	277.2	274.5	272.2	362.4
2/8/83	273.2	278.0	274.7	270.8	405.3
2/9/83	272.9	275.4	274.7	269.5	356.1
2/10/83	271.9	274.3	273.3	269.4	317.1
2/11/83	271.5	273.4	272.7	273.3	332.2
2/12/83	271.4	273.0	272.3	269.3	333.6
2/13/83	272.2	273.0	273.1	269.0	303.0
2/14/83	272.3	272.4	272.5	269.9	303.0
2/15/83	272.6	272.7	272.4	271.2	352.7

## Daily DSM2

Date	Avg Of H3-DB2	Avg Of H4-DB1	Avg Of H4-DB2	Avg Of NAA-DB1	Avg Of NAA-DB2
2/16/83	273.8	274.0	273.9	270.7	334.4
2/17/83	274.6	274.1	274.2	270.2	312.1
2/18/83	276.6	275.3	275.5	270.4	310.1
2/19/83	275.7	274.6	274.7	270.7	308.3
2/20/83	275.8	274.8	274.6	270.7	325.2
2/21/83	275.5	277.1	275.4	271.2	347.9
2/22/83	482.3	275.2	484.3	271.4	393.9
2/23/83	355.6	277.9	356.3	271.1	348.9
2/24/83	324.4	277.1	324.0	272.1	341.1
2/25/83	378.5	277.1	378.4	271.1	354.4
2/26/83	381.0	278.4	380.7	270.3	349.9
2/27/83	398.5	278.2	398.0	269.5	356.6
2/28/83	291.3	280.3	290.9	272.6	342.1
3/1/83	285.2	283.6	284.9	279.3	355.6
3/2/83	256.2	250.5	256.1	248.6	276.2
3/3/83	243.2	241.6	243.1	240.3	251.7
3/4/83	240.0	238.8	239.9	238.4	238.9
3/5/83	238.2	237.6	238.1	237.3	237.7
3/6/83	238.1	237.4	238.0	235.8	236.3
3/7/83	237.8	237.4	237.7	235.3	235.4
3/8/83	238.0	237.6	238.0	236.0	235.9
3/9/83	238.3	237.9	238.3	236.9	236.8
3/10/83	238.8	238.4	238.7	237.4	237.4
3/11/83	239.3	238.8	239.3	237.4	237.5
3/12/83	239.3	238.6	239.2	237.7	237.7
3/13/83	240.1	239.5	240.1	239.3	239.1
3/14/83	240.2	239.5	240.1	238.8	239.2
3/15/83	240.0	239.4	240.1	238.7	254.1
3/16/83	239.9	239.3	240.2	238.6	238.5
3/17/83	240.2	239.3	240.3	239.0	238.8
3/18/83	240.3	239.8	240.3	239.2	249.2
3/19/83	240.4	240.0	240.4	238.8	239.4
3/20/83	239.9	239.6	239.9	238.7	238.5
3/21/83	240.5	240.1	240.5	238.7	242.1
3/22/83	240.1	239.9	240.1	239.5	238.9
3/23/83	239.9	239.3	239.9	239.7	239.3
3/24/83	240.1	239.6	240.1	239.3	239.2
3/25/83	240.4	239.4	240.2	237.8	238.1
3/26/83	239.7	238.8	239.7	235.9	236.1
3/27/83	239.1	238.2	239.0	238.0	237.5
3/28/83	240.1	239.2	240.1	240.2	245.6
3/29/83	241.8	240.8	241.8	242.2	257.4
3/30/83	243.9	243.4	244.0	243.5	269.7
3/31/83	242.1	239.3	242.1	237.5	261.4
4/1/83	277.2	222.6	275.6	220.9	250.1

## Daily DSM2

Date	Avg Of H3-DB2	Avg Of H4-DB1	Avg Of H4-DB2	Avg Of NAA-DB1	Avg Of NAA-DB2
4/2/83	230.0	188.1	230.0	187.9	237.3
4/3/83	218.3	182.0	218.3	180.4	223.0
4/4/83	220.5	182.5	224.1	180.4	208.8
4/5/83	214.4	181.4	213.8	181.2	216.7
4/6/83	209.8	180.0	211.2	179.8	212.9
4/7/83	209.6	179.5	209.7	178.8	221.3
4/8/83	205.7	179.5	206.0	178.9	217.6
4/9/83	209.1	179.5	209.2	177.9	218.8
4/10/83	204.0	179.5	204.1	177.7	216.4
4/11/83	200.8	179.4	201.0	178.4	219.3
4/12/83	201.3	179.6	201.6	179.4	223.8
4/13/83	202.0	179.6	202.2	181.8	223.0
4/14/83	200.0	179.6	200.3	183.3	225.2
4/15/83	202.3	179.9	202.5	184.7	224.6
4/16/83	201.0	180.0	201.3	184.6	223.2
4/17/83	203.7	179.9	204.1	184.8	225.1
4/18/83	205.7	179.7	206.1	183.4	224.7
4/19/83	211.2	179.1	211.4	181.8	225.3
4/20/83	205.9	178.5	206.2	180.8	226.8
4/21/83	201.3	178.4	201.7	181.6	224.7
4/22/83	198.9	177.9	199.1	181.7	224.8
4/23/83	200.2	177.7	200.5	179.9	225.7
4/24/83	198.2	177.7	198.2	178.9	222.3
4/25/83	196.7	177.6	197.1	179.6	220.4
4/26/83	196.6	177.4	196.5	180.1	219.6
4/27/83	202.9	177.4	202.8	180.2	218.8
4/28/83	198.6	177.3	198.5	179.8	221.4
4/29/83	207.0	177.2	206.4	180.0	214.2
4/30/83	194.0	176.3	194.1	178.6	207.5
5/1/83	194.6	177.0	194.8	177.1	198.2
5/2/83	204.4	189.3	204.4	183.4	196.4
5/3/83	219.9	194.5	215.2	194.1	206.3
5/4/83	220.5	194.5	218.5	193.4	215.1
5/5/83	220.9	194.5	220.8	193.1	212.7
5/6/83	222.8	194.6	222.4	192.9	210.2
5/7/83	221.8	194.7	221.8	192.8	209.3
5/8/83	213.6	194.7	213.5	192.9	209.5
5/9/83	210.2	194.7	210.2	193.4	210.2
5/10/83	209.5	194.7	209.5	194.1	210.9
5/11/83	209.2	194.8	209.3	194.9	212.1
5/12/83	207.3	194.9	207.4	195.7	211.6
5/13/83	207.6	195.1	207.6	196.3	211.7
5/14/83	207.7	195.4	207.7	196.8	212.7
5/15/83	208.0	195.5	208.2	197.0	213.1
5/16/83	209.1	195.5	209.2	196.8	213.8

## Daily DSM2

Date	Avg Of H3-DB2	Avg Of H4-DB1	Avg Of H4-DB2	Avg Of NAA-DB1	Avg Of NAA-DB2
5/17/83	209.6	195.5	209.6	196.6	215.3
5/18/83	210.0	195.3	209.9	196.2	218.6
5/19/83	210.2	195.2	210.2	195.9	219.6
5/20/83	207.7	195.2	207.5	196.5	219.9
5/21/83	207.6	195.3	207.6	196.8	219.0
5/22/83	208.5	195.5	208.5	197.3	220.5
5/23/83	209.4	195.7	209.3	197.9	220.4
5/24/83	208.1	195.8	208.1	198.2	221.0
5/25/83	208.1	195.9	208.0	198.4	220.2
5/26/83	208.3	196.0	208.2	198.1	221.8
5/27/83	208.3	196.0	208.2	197.3	221.2
5/28/83	208.1	195.7	208.1	196.5	219.6
5/29/83	210.9	195.3	211.3	195.7	216.7
5/30/83	209.3	194.8	209.4	195.0	214.2
5/31/83	221.2	195.7	215.1	195.4	218.1
6/1/83	232.9	198.3	240.9	196.6	223.9
6/2/83	215.6	203.3	218.1	199.6	228.6
6/3/83	214.1	204.9	215.9	204.9	228.3
6/4/83	219.7	204.8	218.9	204.2	230.3
6/5/83	231.4	204.8	219.3	204.1	232.0
6/6/83	232.0	204.8	245.2	205.0	227.5
6/7/83	226.0	204.9	232.9	206.0	229.9
6/8/83	226.0	204.8	253.8	206.4	231.5
6/9/83	224.0	204.8	225.7	206.6	229.7
6/10/83	226.3	204.7	226.6	206.6	228.6
6/11/83	226.2	204.9	218.2	206.7	230.4
6/12/83	223.4	204.8	224.6	206.8	230.0
6/13/83	223.3	204.9	223.8	206.7	230.9
6/14/83	224.3	204.9	230.0	206.3	231.9
6/15/83	225.4	205.0	233.8	206.1	232.9
6/16/83	232.9	205.2	231.6	205.8	234.7
6/17/83	231.1	205.5	228.3	205.1	236.7
6/18/83	228.3	205.7	229.5	207.7	238.1
6/19/83	227.7	205.8	227.1	210.4	237.1
6/20/83	229.7	205.7	223.9	211.1	239.8
6/21/83	228.7	205.8	225.4	210.7	239.3
6/22/83	226.8	205.8	228.6	210.3	237.9
6/23/83	229.7	205.9	227.7	211.1	238.8
6/24/83	227.3	205.9	229.5	211.1	238.3
6/25/83	225.7	206.0	226.2	211.1	239.1
6/26/83	228.2	205.9	227.7	210.9	239.9
6/27/83	227.2	205.9	228.5	210.5	243.3
6/28/83	224.4	206.0	230.3	211.0	244.2
6/29/83	227.3	206.0	232.5	211.6	244.3
6/30/83	228.4	206.0	229.4	211.6	248.5

## Daily DSM2

Date	Avg Of H3-DB2	Avg Of H4-DB1	Avg Of H4-DB2	Avg Of NAA-DB1	Avg Of NAA-DB2
7/1/83	229.2	207.1	228.7	213.3	250.8
7/2/83	235.1	223.8	234.7	218.5	252.5
7/3/83	256.4	261.5	256.3	225.7	255.1
7/4/83	271.7	266.1	271.7	236.4	259.8
7/5/83	274.3	266.9	274.8	246.8	263.9
7/6/83	276.5	267.4	276.3	256.1	268.6
7/7/83	277.3	267.6	277.2	264.5	273.6
7/8/83	276.1	267.6	275.8	271.4	278.6
7/9/83	276.6	267.4	276.4	276.8	284.1
7/10/83	278.4	267.3	278.3	280.8	287.8
7/11/83	280.1	267.5	279.9	283.2	290.4
7/12/83	281.7	267.2	281.4	283.4	292.5
7/13/83	282.8	266.6	282.7	281.9	296.7
7/14/83	286.0	265.9	285.9	279.8	298.2
7/15/83	286.5	265.3	286.3	279.5	300.6
7/16/83	287.0	266.2	286.6	284.4	304.1
7/17/83	287.4	267.6	287.0	290.5	307.1
7/18/83	291.0	269.2	290.9	297.2	311.5
7/19/83	291.8	271.0	291.5	302.2	315.3
7/20/83	292.8	273.6	292.5	305.7	319.4
7/21/83	294.6	277.5	294.3	308.5	325.2
7/22/83	298.2	282.3	297.7	306.8	329.8
7/23/83	302.6	287.1	302.1	302.1	330.7
7/24/83	307.1	293.0	306.6	299.2	332.7
7/25/83	311.9	299.6	311.4	297.7	333.4
7/26/83	316.9	304.9	316.4	295.1	332.9
7/27/83	321.5	309.6	321.0	295.7	333.4
7/28/83	325.6	312.9	325.1	294.7	333.5
7/29/83	329.1	314.7	328.8	294.7	329.9
7/30/83	332.8	316.1	332.4	296.1	330.3
7/31/83	335.6	314.5	335.3	295.0	328.2
8/1/83	337.4	312.6	337.6	295.9	326.0
8/2/83	339.7	313.4	339.1	291.4	324.1
8/3/83	338.5	314.0	340.8	284.3	320.3
8/4/83	337.7	314.5	340.1	279.8	315.7
8/5/83	338.1	313.9	340.3	275.0	311.4
8/6/83	336.6	312.7	341.1	271.5	306.3
8/7/83	337.3	312.2	342.1	268.6	302.5
8/8/83	337.3	312.2	342.1	266.2	300.6
8/9/83	337.6	313.1	344.4	265.5	298.5
8/10/83	339.2	313.9	345.4	265.1	295.8
8/11/83	340.3	313.8	346.8	263.4	294.8
8/12/83	343.0	313.1	349.2	263.8	287.1
8/13/83	342.9	312.8	350.5	260.3	289.0
8/14/83	344.8	312.7	351.8	259.6	288.2

## Daily DSM2

Date	Avg Of H3-DB2	Avg Of H4-DB1	Avg Of H4-DB2	Avg Of NAA-DB1	Avg Of NAA-DB2
8/15/83	344.8	310.3	353.7	256.1	287.3
8/16/83	343.9	307.8	352.8	251.7	284.5
8/17/83	342.6	305.3	352.1	248.6	281.7
8/18/83	340.1	304.0	350.4	246.2	279.1
8/19/83	339.3	302.4	350.6	243.7	279.0
8/20/83	339.2	300.6	350.3	241.8	276.1
8/21/83	337.0	299.0	349.4	240.4	275.1
8/22/83	339.6	298.4	350.9	240.6	274.5
8/23/83	337.1	298.0	351.7	240.8	273.7
8/24/83	339.6	298.0	350.7	241.7	273.4
8/25/83	339.7	298.4	352.6	242.0	272.9
8/26/83	338.7	297.3	354.8	243.0	272.5
8/27/83	338.2	294.3	352.0	243.7	269.0
8/28/83	338.0	294.0	351.3	240.3	270.8
8/29/83	339.3	293.4	353.3	241.0	270.6
8/30/83	338.5	292.1	354.4	239.6	270.9
8/31/83	332.2	291.7	350.5	237.9	267.1
9/1/83	331.8	295.3	348.3	235.4	264.8
9/2/83	330.5	297.8	348.7	232.8	261.5
9/3/83	329.2	298.1	347.3	230.7	258.0
9/4/83	329.2	299.1	346.3	229.1	256.3
9/5/83	328.9	299.2	347.0	228.5	254.3
9/6/83	330.0	299.2	346.9	228.9	253.0
9/7/83	330.2	299.7	347.5	229.0	251.2
9/8/83	331.9	302.7	347.8	230.1	247.4
9/9/83	329.6	302.3	347.2	227.3	247.2
9/10/83	330.6	300.6	347.9	228.3	247.5
9/11/83	331.8	299.8	347.1	227.9	246.8
9/12/83	333.9	300.7	349.0	227.6	246.0
9/13/83	333.5	302.0	349.2	227.2	245.2
9/14/83	335.2	301.5	349.0	226.5	243.7
9/15/83	335.9	302.3	349.6	226.1	242.1
9/16/83	335.3	302.9	350.3	225.3	241.4
9/17/83	336.4	302.4	349.3	224.9	240.9
9/18/83	337.0	302.8	351.1	225.3	240.3
9/19/83	338.6	303.6	351.4	225.9	239.9
9/20/83	337.2	303.1	351.1	225.4	238.7
9/21/83	339.6	303.1	353.6	226.5	238.3
9/22/83	342.1	304.7	353.3	227.2	236.1
9/23/83	339.5	305.6	353.3	225.1	236.4
9/24/83	341.7	306.5	354.1	225.5	238.1
9/25/83	341.2	306.9	353.0	224.4	237.5
9/26/83	341.5	307.7	354.9	223.4	237.6
9/27/83	341.9	307.8	354.4	222.8	236.7
9/28/83	343.0	308.0	353.6	222.9	236.4

## Daily DSM2

Date	Avg Of H3-DB2	Avg Of H4-DB1	Avg Of H4-DB2	Avg Of NAA-DB1	Avg Of NAA-DB2
9/29/83	344.7	308.0	354.2	222.7	234.9
9/30/83	345.3	310.8	353.6	222.6	234.5
10/1/83	344.0	305.2	349.3	223.1	233.9
10/2/83	342.8	294.5	346.1	223.0	233.2
10/3/83	342.7	287.8	342.4	222.6	232.4
10/4/83	342.3	283.3	337.8	222.0	232.3
10/5/83	341.1	284.8	336.6	220.5	232.3
10/6/83	344.0	307.4	344.9	222.0	230.4
10/7/83	345.6	333.7	351.6	221.4	230.8
10/8/83	346.9	349.5	356.0	221.6	231.4
10/9/83	350.1	362.2	361.6	222.0	230.9
10/10/83	353.2	371.0	364.8	222.6	231.3
10/11/83	357.5	375.6	368.4	223.4	231.6
10/12/83	359.9	377.9	371.2	224.4	231.1
10/13/83	362.5	379.7	373.8	225.8	231.0
10/14/83	363.9	380.7	374.3	227.3	231.1
10/15/83	365.0	381.8	374.8	228.7	231.4
10/16/83	365.7	383.6	377.7	230.0	231.7
10/17/83	366.5	385.3	379.5	230.8	232.7
10/18/83	365.7	386.9	381.6	231.6	232.2
10/19/83	366.1	387.9	383.9	231.8	231.9
10/20/83	364.5	388.4	385.6	232.2	233.3
10/21/83	363.0	388.4	388.7	232.2	233.0
10/22/83	361.9	387.7	390.6	232.6	233.3
10/23/83	359.6	387.2	392.2	233.0	233.7
10/24/83	358.4	386.6	394.7	233.3	234.3
10/25/83	356.8	385.7	396.2	234.0	234.7
10/26/83	356.1	384.3	397.8	234.8	235.1
10/27/83	356.3	384.8	398.0	235.6	235.7
10/28/83	355.7	385.5	399.0	237.1	236.6
10/29/83	356.8	384.7	401.5	238.8	237.4
10/30/83	356.1	385.2	402.1	240.8	238.8
10/31/83	354.2	388.4	402.2	243.4	241.1
11/1/83	352.6	396.1	404.0	248.1	244.3
11/2/83	362.2	399.8	405.9	252.4	246.4
11/3/83	341.7	309.8	379.7	255.8	249.2
11/4/83	299.5	204.6	336.9	260.2	252.1
11/5/83	280.3	189.1	312.6	265.3	255.4
11/6/83	274.9	192.4	305.0	269.6	258.3
11/7/83	263.8	190.5	292.6	274.0	262.0
11/8/83	255.6	187.4	286.6	276.6	265.0
11/9/83	241.7	184.3	269.7	277.3	268.8
11/10/83	261.2	182.8	288.5	277.0	269.7
11/11/83	261.3	175.2	279.7	278.4	272.3
11/12/83	262.9	171.1	270.8	279.0	276.5

## Daily DSM2

Date	Avg Of H3-DB2	Avg Of H4-DB1	Avg Of H4-DB2	Avg Of NAA-DB1	Avg Of NAA-DB2
11/13/83	273.4	172.7	277.0	278.6	279.1
11/14/83	262.8	170.0	259.7	277.7	280.8
11/15/83	260.4	171.1	256.3	273.8	282.2
11/16/83	258.9	173.1	252.9	268.0	283.1
11/17/83	260.4	173.1	253.2	264.7	285.2
11/18/83	254.5	171.6	243.0	259.8	285.2
11/19/83	248.2	170.6	236.2	253.2	285.1
11/20/83	243.9	171.7	230.4	253.0	285.6
11/21/83	236.4	173.3	219.5	252.8	285.6
11/22/83	227.6	165.0	208.6	249.0	284.3
11/23/83	223.2	164.2	203.1	245.4	284.1
11/24/83	211.0	162.6	196.8	238.7	282.7
11/25/83	195.5	160.9	189.7	215.1	277.8
11/26/83	183.7	159.9	185.1	196.6	275.9
11/27/83	178.5	159.6	183.2	188.3	275.7
11/28/83	176.3	158.8	178.9	185.4	264.5
11/29/83	174.7	158.6	177.5	183.2	257.5
11/30/83	181.3	159.3	181.6	181.0	263.6
12/1/83	185.8	166.7	186.1	179.6	262.2
12/2/83	201.9	193.7	202.0	183.4	254.9
12/3/83	229.5	211.1	229.6	217.1	272.7
12/4/83	235.0	211.3	235.1	219.1	267.3
12/5/83	236.4	210.9	236.5	217.6	261.6
12/6/83	251.0	210.4	252.3	216.1	263.0
12/7/83	235.5	210.3	235.7	215.2	253.1
12/8/83	236.5	210.0	236.6	213.2	245.3
12/9/83	236.5	209.7	236.7	210.2	246.0
12/10/83	209.2	209.6	209.3	209.1	241.8
12/11/83	209.2	209.6	209.3	209.0	257.9
12/12/83	209.1	210.4	209.2	209.9	227.9
12/13/83	209.6	211.0	209.7	209.1	245.1
12/14/83	212.2	210.1	212.1	209.3	234.7
12/15/83	249.2	209.7	249.1	210.1	239.4
12/16/83	234.5	209.6	247.1	210.8	234.8
12/17/83	229.5	209.7	229.4	211.1	237.3
12/18/83	226.1	210.1	226.0	212.4	237.3
12/19/83	241.3	211.7	241.1	213.1	240.9
12/20/83	243.4	212.2	243.6	214.6	244.1
12/21/83	237.8	212.1	237.8	216.4	250.5
12/22/83	242.0	212.4	242.7	218.4	257.2
12/23/83	236.1	212.9	235.9	221.8	258.8
12/24/83	244.3	213.4	244.4	225.0	268.9
12/25/83	245.8	212.7	245.9	220.8	274.4
12/26/83	252.5	212.4	253.5	216.5	270.6
12/27/83	234.4	211.7	234.4	212.8	265.3



## Daily DSM2

Date	Avg Of H3-DB2	Avg Of H4-DB1	Avg Of H4-DB2	Avg Of NAA-DB1	Avg Of NAA-DB2
12/28/83	233.1	211.3	233.1	213.0	260.2
12/29/83	233.9	210.9	233.9	214.8	253.2
12/30/83	229.6	210.2	229.6	214.4	248.9
12/31/83	222.3	209.2	222.1	212.6	245.4
1/1/84	228.6	206.6	228.7	210.3	245.4
1/2/84	256.3	253.5	256.4	229.8	254.7
1/3/84	291.1	274.8	291.1	269.6	270.3
1/4/84	293.0	277.1	292.9	276.9	279.9
1/5/84	298.0	277.3	297.9	278.6	281.2
1/6/84	297.6	277.1	297.6	280.0	284.1
1/7/84	297.3	276.7	297.2	279.7	289.8
1/8/84	300.0	276.7	300.0	279.4	294.6
1/9/84	298.7	276.7	298.7	281.5	295.1
1/10/84	299.0	277.0	299.0	285.4	296.9
1/11/84	300.4	277.4	300.4	289.5	300.1
1/12/84	299.7	279.4	299.7	293.1	302.0
1/13/84	298.7	279.7	298.7	296.8	303.5
1/14/84	297.6	280.1	297.6	300.6	305.5
1/15/84	296.6	280.2	296.6	307.9	309.3
1/16/84	299.4	280.8	299.4	315.5	313.3
1/17/84	300.3	280.9	300.3	321.5	317.0
1/18/84	299.5	281.3	299.5	326.9	322.4
1/19/84	299.8	281.3	299.8	332.5	326.4
1/20/84	301.5	281.0	301.5	338.0	330.3
1/21/84	301.2	280.5	301.2	344.3	334.8
1/22/84	303.0	280.3	303.0	350.5	339.7
1/23/84	306.0	280.4	306.0	355.7	345.1
1/24/84	306.3	281.3	306.3	359.4	348.0
1/25/84	307.0	282.7	307.1	361.0	352.5
1/26/84	306.1	283.7	306.2	364.0	357.3
1/27/84	306.6	284.6	306.6	365.5	361.4
1/28/84	309.6	285.7	309.6	364.1	365.9
1/29/84	309.1	286.5	309.1	360.9	369.3
1/30/84	309.5	286.4	309.5	358.7	372.0
1/31/84	311.9	287.4	313.8	357.6	374.4
2/1/84	317.8	294.4	318.9	354.0	377.9
2/2/84	320.8	292.3	319.7	353.5	380.1
2/3/84	321.8	278.0	318.6	353.8	383.9
2/4/84	316.7	241.9	314.7	354.0	387.2
2/5/84	319.9	228.2	312.8	356.5	390.4
2/6/84	313.4	224.3	310.2	357.8	390.9
2/7/84	315.0	225.5	311.9	357.0	394.2
2/8/84	316.2	232.8	316.5	355.3	394.5
2/9/84	321.2	238.9	318.7	352.6	398.9
2/10/84	320.1	241.6	317.7	347.0	399.1

## Daily DSM2

Date	Avg Of H3-DB2	Avg Of H4-DB1	Avg Of H4-DB2	Avg Of NAA-DB1	Avg Of NAA-DB2
2/11/84	316.2	247.0	311.7	338.1	396.6
2/12/84	315.4	251.7	311.4	330.5	393.1
2/13/84	319.0	258.8	314.9	331.9	392.3
2/14/84	313.7	259.3	309.2	327.1	389.9
2/15/84	320.2	267.1	315.7	325.0	387.5
2/16/84	318.9	267.6	315.5	325.3	384.7
2/17/84	320.5	265.7	316.7	323.9	384.7
2/18/84	321.6	268.3	318.4	322.5	382.9
2/19/84	327.5	270.0	323.3	322.6	387.1
2/20/84	329.4	271.5	326.8	319.7	382.6
2/21/84	328.2	272.4	325.1	321.7	380.9
2/22/84	329.7	270.6	326.3	316.5	381.5
2/23/84	331.9	272.3	329.9	309.3	379.8
2/24/84	331.9	275.4	329.1	306.0	379.1
2/25/84	333.8	278.0	330.1	302.3	377.9
2/26/84	339.7	291.6	336.8	296.5	374.7
2/27/84	344.8	307.5	342.0	293.8	370.1
2/28/84	351.2	316.6	345.7	293.3	370.7
2/29/84	350.2	315.1	347.0	295.4	367.1
3/1/84	332.5	233.4	321.3	292.3	365.2
3/2/84	319.9	213.2	312.8	292.1	364.0
3/3/84	321.8	248.7	312.1	292.4	362.7
3/4/84	334.7	293.9	325.6	293.1	362.4
3/5/84	340.1	306.2	336.6	291.2	357.1
3/6/84	345.7	313.7	342.1	289.8	358.6
3/7/84	349.1	318.4	343.4	291.3	357.9
3/8/84	351.5	321.2	347.7	288.9	357.0
3/9/84	354.4	324.4	350.7	285.6	354.5
3/10/84	358.9	326.6	352.7	279.8	351.9
3/11/84	358.8	328.9	353.8	276.4	346.1
3/12/84	359.7	330.7	354.9	273.6	339.2
3/13/84	364.3	333.6	359.7	279.2	338.5
3/14/84	365.4	334.5	360.5	281.5	335.2
3/15/84	367.0	336.4	362.2	285.1	335.0
3/16/84	370.4	339.0	365.6	291.6	333.0
3/17/84	371.8	340.0	367.1	294.1	333.5
3/18/84	374.3	341.3	369.8	293.1	331.6
3/19/84	376.3	343.6	371.5	291.1	328.9
3/20/84	381.0	346.6	376.3	293.6	330.1
3/21/84	382.5	347.1	378.7	294.2	330.4
3/22/84	384.9	347.7	380.4	290.7	328.8
3/23/84	387.3	349.6	382.5	289.5	327.7
3/24/84	390.5	352.0	385.8	289.8	326.9
3/25/84	392.3	353.5	386.9	289.7	325.5
3/26/84	394.9	357.3	389.4	292.9	325.3

## Daily DSM2

Date	Avg Of H3-DB2	Avg Of H4-DB1	Avg Of H4-DB2	Avg Of NAA-DB1	Avg Of NAA-DB2
3/27/84	398.4	358.6	391.3	292.4	324.9
3/28/84	399.9	361.6	394.1	292.0	323.4
3/29/84	404.3	365.7	396.4	293.1	322.4
3/30/84	409.1	369.2	399.5	294.3	320.4
3/31/84	410.9	372.1	403.4	284.2	318.9
4/1/84	412.8	374.7	406.0	284.5	321.7
4/2/84	412.8	378.0	407.6	293.7	323.0
4/3/84	414.7	382.7	410.3	302.5	326.4
4/4/84	419.4	387.6	414.8	310.6	331.7
4/5/84	422.2	391.4	417.6	319.1	335.6
4/6/84	425.4	393.4	422.0	328.9	341.0
4/7/84	428.7	395.1	423.6	336.6	346.0
4/8/84	429.1	396.8	424.2	342.8	350.2
4/9/84	430.1	399.2	425.1	346.9	353.3
4/10/84	434.9	402.5	429.8	350.7	356.6
4/11/84	436.4	404.5	431.5	352.8	359.1
4/12/84	438.4	406.5	433.6	354.4	363.2
4/13/84	442.1	409.1	437.4	357.3	365.8
4/14/84	446.1	411.0	441.3	359.7	369.1
4/15/84	447.0	412.4	442.3	361.3	372.2
4/16/84	450.2	413.7	445.6	362.3	376.6
4/17/84	450.0	413.8	445.6	362.9	377.5
4/18/84	453.7	414.7	449.3	364.1	381.9
4/19/84	455.2	415.6	450.8	363.3	382.3
4/20/84	455.0	414.0	450.6	361.0	383.4
4/21/84	454.4	412.9	450.3	360.1	384.3
4/22/84	456.8	412.8	452.3	359.9	387.2
4/23/84	459.1	414.1	457.2	360.6	391.4
4/24/84	463.3	416.0	458.7	360.2	392.9
4/25/84	463.3	415.1	458.7	358.6	392.9
4/26/84	466.3	419.5	461.5	362.5	395.3
4/27/84	469.2	423.6	464.6	366.1	398.0
4/28/84	471.0	426.0	466.5	367.7	399.7
4/29/84	474.4	427.9	470.0	369.4	403.3
4/30/84	475.7	428.0	471.8	372.8	404.5
5/1/84	473.5	428.6	469.9	379.4	406.8
5/2/84	474.2	429.4	470.7	384.8	409.8
5/3/84	472.7	429.4	468.9	389.6	411.4
5/4/84	473.9	429.6	470.0	393.8	415.1
5/5/84	473.9	429.5	469.7	397.4	418.1
5/6/84	475.7	428.7	471.3	401.2	422.9
5/7/84	475.6	427.3	471.6	404.3	425.6
5/8/84	476.4	426.9	472.7	407.8	428.7
5/9/84	478.2	427.9	474.8	411.5	434.9
5/10/84	479.3	430.5	476.0	415.5	435.7

## Daily DSM2

Date	Avg Of H3-DB2	Avg Of H4-DB1	Avg Of H4-DB2	Avg Of NAA-DB1	Avg Of NAA-DB2
5/11/84	480.6	432.9	477.6	418.2	438.5
5/12/84	483.1	436.3	480.3	420.8	442.2
5/13/84	483.2	438.1	480.8	422.5	444.6
5/14/84	484.3	440.0	481.9	424.2	447.3
5/15/84	481.8	441.1	479.6	425.9	447.4
5/16/84	483.0	442.7	481.1	427.8	449.9
5/17/84	482.3	443.6	480.3	429.2	450.7
5/18/84	482.3	443.9	480.2	430.1	451.7
5/19/84	484.8	444.4	482.7	431.2	455.1
5/20/84	487.6	444.3	485.4	431.9	458.8
5/21/84	488.1	443.7	486.3	431.7	460.0
5/22/84	489.6	442.7	487.3	430.7	464.3
5/23/84	491.0	441.1	488.7	430.8	464.2
5/24/84	491.0	441.6	488.6	433.0	464.9
5/25/84	492.7	443.9	490.5	436.0	467.5
5/26/84	491.5	445.2	489.3	437.7	468.1
5/27/84	492.7	449.2	490.8	440.8	470.6
5/28/84	496.3	451.0	494.5	442.0	472.8
5/29/84	497.0	451.9	495.4	442.2	475.2
5/30/84	494.8	452.3	493.3	442.6	474.9
5/31/84	491.9	451.6	492.3	441.4	473.6
6/1/84	494.1	435.8	490.0	430.4	472.8
6/2/84	491.2	420.5	485.0	417.9	471.8
6/3/84	486.8	406.9	480.6	405.2	468.2
6/4/84	483.1	395.8	477.5	394.3	465.7
6/5/84	479.5	385.2	474.2	383.5	463.0
6/6/84	477.6	386.3	474.3	382.9	463.6
6/7/84	470.8	383.4	467.7	379.2	458.6
6/8/84	463.6	376.5	461.8	374.4	453.8
6/9/84	458.1	371.2	452.7	370.5	445.8
6/10/84	448.7	366.4	444.9	363.9	436.0
6/11/84	442.2	363.3	436.4	359.4	429.9
6/12/84	433.8	360.3	427.7	356.4	422.6
6/13/84	428.4	358.2	422.6	353.9	417.8
6/14/84	422.9	355.8	415.9	351.2	412.3
6/15/84	418.9	353.1	411.2	348.6	411.2
6/16/84	418.6	351.4	409.0	346.1	408.7
6/17/84	417.4	350.8	410.2	343.8	407.2
6/18/84	417.3	350.7	411.1	341.9	407.0
6/19/84	420.3	351.9	413.7	342.6	409.7
6/20/84	419.9	352.0	415.0	341.6	409.6
6/21/84	417.4	350.2	413.3	341.6	408.0
6/22/84	415.5	349.7	413.4	341.2	404.5
6/23/84	413.8	348.5	410.4	338.4	403.0
6/24/84	411.6	346.8	404.2	335.2	399.9

## Daily DSM2

Date	Avg Of H3-DB2	Avg Of H4-DB1	Avg Of H4-DB2	Avg Of NAA-DB1	Avg Of NAA-DB2
6/25/84	404.3	345.5	397.7	332.3	392.1
6/26/84	399.9	344.6	393.8	330.4	387.2
6/27/84	392.4	343.9	389.4	329.4	379.7
6/28/84	386.6	341.5	383.3	326.6	372.5
6/29/84	388.6	341.5	383.6	325.8	375.0
6/30/84	386.6	341.5	385.3	328.3	374.3
7/1/84	384.1	341.3	384.1	323.4	370.6
7/2/84	381.0	341.4	384.0	320.1	365.9
7/3/84	376.6	341.9	385.4	318.7	358.6
7/4/84	368.3	341.4	385.6	317.3	350.2
7/5/84	367.2	344.0	388.8	314.5	348.5
7/6/84	362.9	347.0	387.7	309.5	343.7
7/7/84	358.1	347.9	386.3	307.8	338.9
7/8/84	356.5	349.5	388.2	304.4	337.4
7/9/84	350.7	349.4	387.2	300.5	334.4
7/10/84	345.8	348.9	384.8	297.5	331.1
7/11/84	343.2	348.0	385.3	295.9	328.8
7/12/84	340.7	346.9	383.3	295.3	327.1
7/13/84	338.2	346.7	385.4	296.5	326.0
7/14/84	338.9	347.2	387.1	299.2	327.7
7/15/84	339.5	346.3	387.0	301.1	329.2
7/16/84	338.7	343.4	388.0	303.0	329.9
7/17/84	339.6	341.8	390.7	305.5	331.7
7/18/84	336.6	341.1	392.2	309.0	330.3
7/19/84	339.5	341.0	392.8	308.4	333.4
7/20/84	341.1	337.6	393.5	305.9	334.3
7/21/84	343.2	339.4	395.3	309.7	336.1
7/22/84	341.7	336.9	392.9	306.9	335.3
7/23/84	342.2	334.4	391.9	305.6	335.3
7/24/84	339.0	332.9	387.3	303.4	333.8
7/25/84	335.4	330.7	381.2	302.1	331.5
7/26/84	333.2	328.4	376.6	303.3	330.7
7/27/84	333.6	326.5	375.0	306.8	332.0
7/28/84	332.9	324.7	375.7	310.9	334.1
7/29/84	333.8	322.6	374.3	315.3	337.4
7/30/84	333.2	321.2	375.6	319.6	340.0
7/31/84	329.5	325.2	373.4	324.2	341.1
8/1/84	331.8	324.0	373.8	325.7	343.4
8/2/84	330.7	322.3	370.2	325.7	343.4
8/3/84	332.4	318.4	370.3	320.3	344.1
8/4/84	332.8	317.3	369.6	321.5	344.9
8/5/84	332.1	312.6	364.0	317.9	343.4
8/6/84	330.6	308.0	359.1	314.6	341.2
8/7/84	328.2	304.8	353.4	311.4	337.8
8/8/84	327.0	303.0	349.7	308.7	334.7

## Daily DSM2

Date	Avg Of H3-DB2	Avg Of H4-DB1	Avg Of H4-DB2	Avg Of NAA-DB1	Avg Of NAA-DB2
8/9/84	328.0	302.3	349.0	309.0	333.9
8/10/84	326.7	301.4	345.9	308.9	332.5
8/11/84	327.6	300.6	345.8	309.5	332.4
8/12/84	328.1	300.1	345.2	311.6	332.4
8/13/84	328.9	300.0	344.9	313.7	333.1
8/14/84	329.0	300.2	343.6	315.9	333.4
8/15/84	330.2	302.4	343.0	319.0	334.9
8/16/84	328.9	301.9	339.5	320.7	336.1
8/17/84	333.3	302.4	342.6	323.5	339.7
8/18/84	333.8	302.6	342.4	328.7	342.6
8/19/84	334.2	300.3	339.2	332.0	344.7
8/20/84	334.2	298.5	335.4	336.7	347.1
8/21/84	334.2	297.9	333.7	342.9	350.9
8/22/84	334.1	298.4	332.1	351.4	356.6
8/23/84	334.8	299.3	330.4	363.8	363.4
8/24/84	335.5	300.9	330.2	379.5	372.8
8/25/84	338.0	302.7	331.6	397.5	384.8
8/26/84	339.9	305.2	332.3	417.5	399.7
8/27/84	345.0	308.8	334.5	437.8	416.9
8/28/84	348.5	313.1	336.2	456.8	434.7
8/29/84	354.6	318.5	337.7	475.3	464.1
8/30/84	357.3	323.6	340.5	491.7	473.9
8/31/84	362.0	327.3	342.4	504.8	492.1
9/1/84	367.4	330.3	345.5	516.5	507.9
9/2/84	372.6	333.6	346.7	525.7	522.2
9/3/84	376.1	336.2	349.8	534.1	535.6
9/4/84	380.0	338.9	352.0	542.8	546.5
9/5/84	383.9	341.3	354.0	550.9	555.5
9/6/84	387.2	343.5	356.3	560.6	565.0
9/7/84	390.2	345.5	358.8	571.0	575.1
9/8/84	393.4	347.2	362.0	581.4	586.9
9/9/84	397.8	348.7	364.2	591.0	599.1
9/10/84	400.1	350.5	366.7	599.2	610.1
9/11/84	402.9	352.6	369.5	606.5	620.4
9/12/84	405.8	354.0	372.1	613.6	633.1
9/13/84	407.1	355.4	374.4	616.9	635.6
9/14/84	410.0	357.2	377.7	620.1	641.7
9/15/84	411.3	358.8	380.3	621.8	645.9
9/16/84	412.8	359.4	380.5	618.7	648.0
9/17/84	413.4	360.2	382.9	614.4	647.2
9/18/84	414.1	361.3	383.9	606.2	642.9
9/19/84	414.6	362.3	387.4	594.9	635.9
9/20/84	413.4	362.8	387.5	582.4	627.8
9/21/84	412.8	363.3	387.5	570.5	620.4
9/22/84	411.5	364.0	389.5	558.9	611.8

## Daily DSM2

Date	Avg Of H3-DB2	Avg Of H4-DB1	Avg Of H4-DB2	Avg Of NAA-DB1	Avg Of NAA-DB2
9/23/84	411.8	364.9	390.4	546.3	603.3
9/24/84	410.7	365.6	392.2	536.5	592.2
9/25/84	408.1	366.3	393.1	520.7	582.1
9/26/84	409.5	367.2	394.9	511.3	569.4
9/27/84	407.9	368.0	394.4	498.2	558.2
9/28/84	407.0	368.3	395.4	489.2	547.3
9/29/84	405.8	368.3	397.4	477.1	535.7
9/30/84	402.9	370.4	396.7	464.1	523.3
10/1/84	402.0	375.6	398.4	451.5	511.6
10/2/84	403.3	380.2	400.5	443.8	501.3
10/3/84	402.7	384.3	401.5	438.8	492.0
10/4/84	402.3	388.0	402.4	430.8	482.8
10/5/84	403.8	392.2	404.4	423.3	476.4
10/6/84	404.5	396.6	405.6	414.3	466.6
10/7/84	405.7	399.4	407.2	405.3	455.7
10/8/84	406.6	401.1	408.5	396.8	440.1
10/9/84	407.3	403.2	409.6	388.7	435.9
10/10/84	409.1	404.6	411.5	382.0	428.0
10/11/84	409.6	407.0	412.6	373.6	419.3
10/12/84	410.9	409.4	414.3	361.0	410.0
10/13/84	412.2	411.2	416.0	351.9	401.3
10/14/84	414.5	412.1	417.2	344.1	392.4
10/15/84	412.0	406.8	416.7	336.3	381.8
10/16/84	413.1	402.0	417.3	327.5	370.9
10/17/84	412.2	399.9	416.8	329.5	368.9
10/18/84	412.2	395.2	416.9	323.0	360.5
10/19/84	411.9	389.7	416.9	322.2	354.0
10/20/84	409.8	385.8	415.1	318.6	349.1
10/21/84	408.9	382.3	414.4	312.8	342.8
10/22/84	406.6	379.3	412.4	307.8	332.5
10/23/84	405.3	377.0	411.2	303.8	329.2
10/24/84	402.8	375.4	408.9	299.7	322.2
10/25/84	401.2	374.7	407.3	295.7	317.4
10/26/84	399.6	376.1	404.6	292.2	312.9
10/27/84	397.4	377.7	403.6	288.6	308.7
10/28/84	397.2	378.4	403.4	284.9	303.2
10/29/84	397.8	379.1	403.8	282.5	299.1
10/30/84	398.6	379.5	404.6	281.4	296.1
10/31/84	403.1	383.6	409.2	285.1	294.2
11/1/84	401.3	382.5	407.5	284.2	293.7
11/2/84	398.9	380.4	405.0	283.6	291.9
11/3/84	398.3	375.8	404.2	279.4	291.5
11/4/84	396.6	374.8	402.0	279.4	290.1
11/5/84	393.7	371.6	399.3	279.0	289.2
11/6/84	390.7	365.6	396.1	281.0	289.0

## Daily DSM2

Date	Avg Of H3-DB2	Avg Of H4-DB1	Avg Of H4-DB2	Avg Of NAA-DB1	Avg Of NAA-DB2
11/7/84	387.9	361.4	392.8	283.1	289.2
11/8/84	386.6	358.8	391.3	287.0	291.7
11/9/84	381.6	353.1	385.8	291.6	293.8
11/10/84	379.4	349.6	383.3	298.3	297.9
11/11/84	375.0	347.0	378.7	306.0	302.9
11/12/84	374.8	348.4	378.6	314.0	309.0
11/13/84	373.3	350.2	376.9	323.6	314.6
11/14/84	373.0	350.0	376.3	335.5	324.1
11/15/84	371.0	352.0	374.1	343.6	336.9
11/16/84	371.3	356.9	374.2	350.5	344.9
11/17/84	372.2	358.8	374.9	360.8	352.6
11/18/84	371.7	359.0	374.2	370.0	362.7
11/19/84	371.7	357.6	373.9	378.5	370.6
11/20/84	371.9	356.7	373.9	381.7	379.1
11/21/84	371.0	354.2	372.8	383.0	385.5
11/22/84	371.1	351.4	372.6	384.6	390.9
11/23/84	367.4	347.0	368.6	384.8	393.6
11/24/84	367.8	344.8	368.9	385.7	396.7
11/25/84	369.5	346.5	370.4	385.8	399.2
11/26/84	367.6	342.7	368.4	384.5	400.0
11/27/84	367.7	341.8	368.4	390.4	399.6
11/28/84	369.6	347.5	370.3	386.1	400.1
11/29/84	368.6	348.5	369.1	383.7	398.4
11/30/84	367.9	348.4	368.3	381.8	398.5
12/1/84	362.0	346.2	362.2	377.4	394.3
12/2/84	356.8	339.5	356.8	368.8	389.0
12/3/84	353.9	333.2	353.8	363.6	385.6
12/4/84	347.6	322.3	347.5	356.5	380.1
12/5/84	342.9	313.4	342.7	349.5	375.2
12/6/84	338.0	306.8	337.7	342.3	370.4
12/7/84	330.7	299.6	330.3	334.6	362.8
12/8/84	327.3	292.8	326.7	326.4	358.2
12/9/84	322.4	290.0	321.9	322.3	353.1
12/10/84	318.7	287.0	318.2	318.6	349.1
12/11/84	316.7	285.1	316.1	315.7	346.1
12/12/84	315.2	284.6	314.6	314.4	344.1
12/13/84	312.4	285.7	311.6	315.0	339.8
12/14/84	305.2	286.1	304.5	314.4	331.5
12/15/84	301.5	287.8	300.7	314.1	328.0
12/16/84	301.0	283.2	300.1	305.4	325.7
12/17/84	297.6	277.4	296.7	293.7	320.3
12/18/84	295.3	272.7	294.4	293.5	316.6
12/19/84	292.4	266.9	291.5	288.9	313.2
12/20/84	290.4	263.0	289.4	284.2	310.4
12/21/84	288.3	261.4	287.2	281.5	307.6



## Daily DSM2

Date	Avg Of H3-DB2	Avg Of H4-DB1	Avg Of H4-DB2	Avg Of NAA-DB1	Avg Of NAA-DB2
12/22/84	286.3	260.2	285.3	279.6	304.6
12/23/84	284.8	259.7	283.7	278.2	302.0
12/24/84	282.9	259.2	281.7	276.7	298.9
12/25/84	281.0	260.1	279.7	277.2	295.9
12/26/84	279.9	261.8	278.5	279.1	293.8
12/27/84	279.0	266.2	277.4	282.5	292.3
12/28/84	278.6	269.3	276.8	283.7	291.5
12/29/84	280.9	267.8	279.1	282.4	294.2
12/30/84	282.3	267.5	280.3	280.1	294.5
12/31/84	285.6	265.7	283.5	279.6	297.3
1/1/85	290.0	265.6	287.7	282.1	300.5
1/2/85	294.0	272.9	291.6	284.1	302.1
1/3/85	298.5	282.0	296.1	287.8	304.6
1/4/85	302.6	291.1	300.2	290.8	306.2
1/5/85	307.1	299.2	304.6	294.3	308.3
1/6/85	312.1	306.7	309.7	298.6	311.4
1/7/85	316.9	318.2	314.5	304.1	314.3
1/8/85	324.9	336.5	322.6	309.9	318.6
1/9/85	335.0	360.2	332.7	315.2	322.3
1/10/85	343.1	389.7	340.8	320.4	325.5
1/11/85	353.6	417.3	351.3	325.3	330.3
1/12/85	358.4	435.3	356.0	329.9	333.2
1/13/85	364.4	438.1	362.1	333.9	336.7
1/14/85	372.7	438.4	370.4	337.0	340.4
1/15/85	380.1	433.8	377.9	338.5	342.3
1/16/85	385.3	433.9	383.0	339.3	344.9
1/17/85	392.5	431.5	390.1	339.6	346.5
1/18/85	398.1	431.1	395.8	340.2	349.2
1/19/85	405.7	436.2	403.4	341.8	351.0
1/20/85	413.7	444.3	411.5	343.2	353.2
1/21/85	417.9	454.6	415.7	344.5	356.1
1/22/85	425.7	468.3	423.5	346.7	357.8
1/23/85	432.0	486.8	429.8	348.5	358.9
1/24/85	439.9	506.8	437.7	350.8	362.3
1/25/85	445.7	525.8	443.5	353.5	362.2
1/26/85	452.0	537.8	448.7	355.3	365.6
1/27/85	457.0	541.1	454.8	357.2	367.4
1/28/85	462.5	537.8	460.3	357.0	368.2
1/29/85	470.1	538.7	468.0	353.3	369.2
1/30/85	480.2	543.3	478.0	350.4	368.5
1/31/85	484.5	539.2	482.2	348.2	368.6
2/1/85	480.3	494.3	478.2	345.5	366.7
2/2/85	480.4	462.8	478.2	344.6	367.4
2/3/85	479.7	455.1	477.5	346.8	368.1
2/4/85	479.7	459.3	477.6	349.7	368.5

## Daily DSM2

Date	Avg Of H3-DB2	Avg Of H4-DB1	Avg Of H4-DB2	Avg Of NAA-DB1	Avg Of NAA-DB2
2/5/85	480.5	462.7	478.4	351.3	370.2
2/6/85	480.0	465.8	478.0	353.1	370.2
2/7/85	478.5	466.5	476.4	354.1	370.1
2/8/85	480.0	467.6	478.0	357.6	371.1
2/9/85	481.5	475.9	479.5	360.7	371.7
2/10/85	483.7	480.5	481.8	362.0	374.7
2/11/85	483.3	473.6	481.4	361.5	375.8
2/12/85	481.7	465.8	479.8	358.9	375.4
2/13/85	478.5	461.1	476.6	354.8	374.9
2/14/85	475.2	458.2	473.5	352.6	372.7
2/15/85	473.9	458.7	472.2	352.0	373.0
2/16/85	471.4	456.6	469.8	351.9	371.9
2/17/85	470.4	459.9	468.8	355.0	371.9
2/18/85	470.2	462.3	468.7	356.7	372.2
2/19/85	468.7	461.0	467.3	357.2	371.7
2/20/85	469.6	462.2	468.2	358.8	372.9
2/21/85	466.2	460.2	465.1	358.0	370.2
2/22/85	462.1	456.4	461.1	358.1	368.6
2/23/85	462.0	453.4	461.0	356.6	368.9
2/24/85	462.7	451.4	461.7	356.4	370.4
2/25/85	459.2	445.7	458.4	352.6	368.7
2/26/85	455.5	436.1	454.8	344.2	366.3
2/27/85	451.2	427.9	450.7	340.0	364.2
2/28/85	447.1	423.6	446.6	335.1	361.3
3/1/85	446.4	423.7	445.7	335.9	362.2
3/2/85	446.0	431.0	446.1	342.0	362.8
3/3/85	443.1	431.4	442.9	342.4	361.5
3/4/85	441.3	428.9	441.1	341.5	361.6
3/5/85	438.4	430.8	438.3	343.6	360.3
3/6/85	435.9	432.5	435.9	346.0	359.6
3/7/85	437.3	437.1	437.4	350.1	361.1
3/8/85	436.3	438.5	436.4	352.2	361.2
3/9/85	433.6	433.2	433.9	350.0	361.0
3/10/85	431.7	430.5	432.1	349.7	360.4
3/11/85	431.4	430.8	431.9	350.9	362.1
3/12/85	430.6	428.6	431.0	350.7	362.4
3/13/85	428.2	423.5	428.8	348.9	362.1
3/14/85	428.1	421.4	428.7	348.7	363.0
3/15/85	428.4	423.6	429.1	351.2	364.2
3/16/85	427.9	427.3	428.6	354.5	364.5
3/17/85	426.5	427.6	427.3	355.5	364.1
3/18/85	426.5	429.8	427.4	358.1	365.2
3/19/85	427.6	433.5	428.7	361.7	366.9
3/20/85	427.6	435.0	428.7	364.2	367.7
3/21/85	428.4	434.1	429.6	364.1	369.1

## Daily DSM2

Date	Avg Of H3-DB2	Avg Of H4-DB1	Avg Of H4-DB2	Avg Of NAA-DB1	Avg Of NAA-DB2
3/22/85	430.0	433.5	431.0	364.2	370.8
3/23/85	429.3	431.5	430.2	363.2	371.0
3/24/85	428.6	428.1	429.5	360.8	370.9
3/25/85	428.7	426.9	429.7	359.4	370.9
3/26/85	424.2	419.4	425.3	354.5	367.4
3/27/85	423.6	416.6	424.8	353.4	367.4
3/28/85	428.0	423.8	429.3	360.2	372.1
3/29/85	428.8	429.5	429.9	365.3	373.0
3/30/85	428.8	428.6	429.9	365.5	373.2
3/31/85	428.1	426.3	429.2	363.1	373.0
4/1/85	430.3	431.9	431.4	368.1	376.5
4/2/85	432.7	440.4	433.8	376.9	379.6
4/3/85	435.7	447.9	436.8	387.4	384.7
4/4/85	438.3	452.4	439.3	397.7	389.1
4/5/85	441.3	455.4	442.3	407.0	394.6
4/6/85	444.2	459.1	445.2	415.0	400.4
4/7/85	448.0	463.6	448.9	421.8	407.1
4/8/85	451.9	466.1	452.8	428.1	412.6
4/9/85	454.3	466.9	455.1	434.0	418.6
4/10/85	457.8	468.5	458.7	439.3	424.5
4/11/85	461.9	471.7	462.8	444.9	430.3
4/12/85	465.5	474.4	466.3	450.9	435.1
4/13/85	467.0	473.0	467.8	456.7	439.1
4/14/85	468.0	467.5	468.7	461.5	443.0
4/15/85	469.6	463.9	470.4	465.8	448.7
4/16/85	470.7	461.8	471.4	468.7	452.7
4/17/85	473.3	462.0	474.0	471.7	456.9
4/18/85	475.4	462.3	476.1	473.7	461.4
4/19/85	476.5	460.7	477.2	475.4	465.5
4/20/85	477.8	454.8	478.5	478.5	469.6
4/21/85	479.2	450.3	479.8	480.3	474.0
4/22/85	477.7	447.8	478.3	479.5	476.8
4/23/85	479.4	447.3	479.9	477.8	478.2
4/24/85	479.3	445.5	479.8	478.0	480.1
4/25/85	478.7	442.2	479.2	480.6	483.6
4/26/85	479.6	436.3	480.1	486.3	487.8
4/27/85	481.8	432.6	482.3	491.0	494.9
4/28/85	481.9	430.9	482.4	494.0	497.9
4/29/85	479.6	429.4	480.0	496.2	499.4
4/30/85	480.0	423.7	480.6	499.7	504.6
5/1/85	477.8	421.1	478.4	501.9	507.5
5/2/85	478.5	422.0	478.6	502.7	511.7
5/3/85	475.6	423.1	476.0	502.8	513.4
5/4/85	472.9	421.1	473.1	501.8	516.2
5/5/85	470.5	419.7	470.5	499.4	517.4

## Daily DSM2

Date	Avg Of H3-DB2	Avg Of H4-DB1	Avg Of H4-DB2	Avg Of NAA-DB1	Avg Of NAA-DB2
5/6/85	465.6	417.7	465.7	497.1	516.5
5/7/85	466.2	416.9	466.5	495.8	518.7
5/8/85	466.1	414.9	466.5	494.6	520.1
5/9/85	468.8	414.1	468.8	494.2	522.6
5/10/85	471.1	413.4	470.6	494.8	525.1
5/11/85	472.5	414.4	472.3	496.0	527.1
5/12/85	475.1	415.1	475.1	496.7	530.2
5/13/85	473.7	413.8	473.6	495.2	530.4
5/14/85	473.9	409.1	473.8	490.6	532.0
5/15/85	472.8	408.1	471.1	485.8	531.6
5/16/85	473.3	406.1	473.5	482.8	532.1
5/17/85	469.8	403.6	467.9	479.4	528.2
5/18/85	464.8	403.5	464.6	475.8	526.1
5/19/85	461.8	404.0	462.0	473.5	523.9
5/20/85	457.9	404.2	458.1	471.9	520.8
5/21/85	456.1	404.5	456.1	470.5	518.7
5/22/85	453.6	404.1	453.4	468.3	516.4
5/23/85	455.5	403.5	455.4	465.9	517.2
5/24/85	457.5	403.6	457.3	464.5	518.7
5/25/85	459.3	402.8	458.6	462.2	520.3
5/26/85	459.8	402.9	459.4	460.3	519.7
5/27/85	463.3	404.5	463.2	461.1	522.9
5/28/85	462.7	406.9	462.5	461.2	522.0
5/29/85	461.4	406.8	461.4	459.8	520.0
5/30/85	461.5	408.0	461.6	457.4	519.2
5/31/85	455.1	406.0	454.9	453.3	514.1
6/1/85	450.6	403.4	450.4	434.4	506.8
6/2/85	447.1	403.4	447.0	418.4	494.5
6/3/85	446.9	404.2	447.0	408.2	485.3
6/4/85	445.9	405.5	446.0	402.4	478.0
6/5/85	446.1	407.0	446.2	397.7	472.2
6/6/85	448.7	408.4	448.8	392.4	466.9
6/7/85	450.6	410.2	450.7	388.2	465.9
6/8/85	453.0	410.9	453.0	382.1	465.8
6/9/85	455.1	411.2	455.1	378.1	463.9
6/10/85	455.8	409.9	455.8	375.4	457.6
6/11/85	457.6	408.5	457.6	375.1	455.8
6/12/85	457.9	407.0	458.0	370.8	453.6
6/13/85	455.2	406.2	455.2	365.4	446.3
6/14/85	453.3	405.3	453.4	359.8	439.2
6/15/85	448.5	403.5	448.6	353.5	427.1
6/16/85	449.4	404.0	449.5	351.1	420.7
6/17/85	447.2	404.7	447.2	348.3	412.3
6/18/85	446.3	405.3	446.4	345.5	409.2
6/19/85	447.1	405.4	447.1	341.1	402.3

## Daily DSM2

Date	Avg Of H3-DB2	Avg Of H4-DB1	Avg Of H4-DB2	Avg Of NAA-DB1	Avg Of NAA-DB2
6/20/85	447.1	406.1	447.1	339.0	401.0
6/21/85	448.9	407.9	448.9	337.8	401.3
6/22/85	452.3	409.0	452.4	335.0	399.2
6/23/85	451.1	409.2	451.2	332.4	401.4
6/24/85	454.6	410.9	454.6	332.5	401.1
6/25/85	456.1	411.5	456.1	331.8	400.3
6/26/85	457.1	411.8	457.2	333.7	398.2
6/27/85	456.1	409.4	456.2	331.3	392.0
6/28/85	460.0	408.3	460.0	330.6	389.6
6/29/85	451.4	407.2	451.4	329.2	381.8
6/30/85	450.0	405.3	450.1	334.5	378.5
7/1/85	449.4	400.4	448.6	327.9	377.4
7/2/85	443.7	388.8	443.9	324.5	370.6
7/3/85	435.9	379.5	437.2	323.6	364.2
7/4/85	433.2	374.6	435.1	326.0	361.7
7/5/85	429.1	370.3	431.4	328.8	359.5
7/6/85	428.0	369.7	432.0	333.7	358.4
7/7/85	426.4	367.3	431.6	336.4	359.6
7/8/85	421.1	369.2	427.9	340.5	359.4
7/9/85	423.2	370.5	429.3	341.6	363.3
7/10/85	420.2	367.1	428.6	342.2	364.3
7/11/85	417.9	362.8	424.3	345.4	367.6
7/12/85	411.1	357.0	417.7	344.7	369.0
7/13/85	405.8	354.2	412.3	348.1	370.6
7/14/85	398.4	351.1	404.7	353.0	372.7
7/15/85	392.3	347.8	401.4	362.2	377.6
7/16/85	390.4	346.6	396.9	373.0	382.7
7/17/85	387.0	345.7	393.7	384.5	389.8
7/18/85	386.8	344.9	392.9	396.3	398.3
7/19/85	385.5	344.7	391.3	407.2	407.5
7/20/85	388.9	344.6	394.6	416.3	419.6
7/21/85	388.5	344.9	393.8	424.3	429.0
7/22/85	385.4	346.5	392.4	432.7	439.6
7/23/85	389.5	350.5	394.3	438.7	447.7
7/24/85	389.9	351.3	394.1	446.4	456.6
7/25/85	392.2	351.3	396.8	450.8	464.3
7/26/85	390.7	349.6	393.5	451.4	470.3
7/27/85	389.6	348.3	391.3	451.6	474.0
7/28/85	387.6	346.9	388.6	450.2	475.7
7/29/85	387.9	346.1	388.0	449.9	476.4
7/30/85	386.9	344.4	386.6	450.2	477.4
7/31/85	386.0	342.6	384.5	451.0	478.6
8/1/85	383.5	340.2	384.2	448.3	478.5
8/2/85	382.6	336.9	381.5	447.8	479.2
8/3/85	384.5	336.3	383.1	448.4	481.4

## Daily DSM2

Date	Avg Of H3-DB2	Avg Of H4-DB1	Avg Of H4-DB2	Avg Of NAA-DB1	Avg Of NAA-DB2
8/4/85	387.3	337.4	385.8	449.6	482.7
8/5/85	388.6	339.5	387.6	450.1	481.8
8/6/85	390.4	342.1	387.8	449.7	483.2
8/7/85	393.7	342.0	389.9	446.7	484.1
8/8/85	394.0	340.7	388.8	440.4	482.6
8/9/85	392.5	341.2	387.7	434.8	479.8
8/10/85	390.7	341.8	385.7	428.1	474.5
8/11/85	389.3	343.0	384.1	421.9	468.9
8/12/85	390.7	343.9	383.5	417.7	465.6
8/13/85	389.2	344.7	384.0	416.4	461.6
8/14/85	388.0	344.2	382.3	415.9	459.0
8/15/85	388.3	344.6	382.4	417.4	457.1
8/16/85	390.0	345.8	382.4	420.5	456.9
8/17/85	389.7	347.0	383.8	423.8	456.2
8/18/85	390.3	348.2	383.9	427.8	456.0
8/19/85	392.1	350.5	386.5	432.2	458.1
8/20/85	394.5	354.0	387.5	435.9	459.7
8/21/85	394.3	356.2	388.3	437.4	460.8
8/22/85	396.2	358.8	388.9	437.7	462.8
8/23/85	397.3	361.3	391.6	437.9	465.0
8/24/85	397.6	364.4	392.2	438.5	466.2
8/25/85	397.8	366.7	391.6	439.5	466.7
8/26/85	397.8	368.8	393.9	442.1	467.7
8/27/85	398.4	370.6	393.9	447.2	469.6
8/28/85	400.1	372.6	395.1	454.6	474.2
8/29/85	403.3	375.9	399.2	463.1	478.6
8/30/85	405.7	378.9	401.0	472.2	484.2
8/31/85	406.7	381.6	402.2	482.6	489.8
9/1/85	410.3	387.4	406.5	491.4	500.0
9/2/85	410.4	391.4	406.6	501.7	501.4
9/3/85	414.3	398.1	410.7	508.1	512.0
9/4/85	416.7	404.7	413.0	517.2	518.6
9/5/85	421.2	411.3	417.3	526.0	529.9
9/6/85	423.3	415.0	419.4	531.4	534.0
9/7/85	427.4	420.0	423.2	541.2	545.4
9/8/85	431.9	425.2	427.4	551.1	555.7
9/9/85	435.8	430.5	431.0	562.1	563.0
9/10/85	439.1	434.7	434.1	570.9	571.6
9/11/85	442.4	436.9	437.2	571.9	577.5
9/12/85	445.2	438.4	439.9	578.1	584.0
9/13/85	448.6	441.1	443.2	586.2	592.3
9/14/85	453.4	446.3	447.7	596.5	602.4
9/15/85	458.6	453.5	452.6	605.4	610.2
9/16/85	464.1	459.9	457.7	611.5	620.8
9/17/85	469.8	469.3	463.1	618.1	630.4

## Daily DSM2

Date	Avg Of H3-DB2	Avg Of H4-DB1	Avg Of H4-DB2	Avg Of NAA-DB1	Avg Of NAA-DB2
9/18/85	475.1	476.4	468.2	623.1	637.2
9/19/85	480.7	482.0	473.5	629.4	643.7
9/20/85	487.2	489.5	479.7	636.7	651.0
9/21/85	493.9	498.3	485.9	644.2	660.1
9/22/85	500.5	506.1	492.2	651.3	668.0
9/23/85	506.5	511.4	497.9	655.1	673.5
9/24/85	513.9	517.6	505.1	661.9	680.3
9/25/85	521.0	526.1	512.0	672.2	688.0
9/26/85	527.4	533.1	518.1	683.5	697.4
9/27/85	534.2	541.1	524.7	697.0	706.2
9/28/85	543.3	550.8	533.6	713.0	720.5
9/29/85	549.0	560.0	539.2	728.4	729.3
9/30/85	555.5	570.7	545.6	743.0	741.5
10/1/85	562.9	582.1	552.8	754.1	750.5
10/2/85	568.9	586.9	558.8	764.2	760.3
10/3/85	576.2	590.2	566.1	775.9	774.1
10/4/85	581.8	593.3	571.7	786.6	786.2
10/5/85	588.7	597.8	578.7	798.9	802.9
10/6/85	593.3	601.7	583.2	808.2	814.7
10/7/85	596.6	604.2	586.5	808.2	818.9
10/8/85	599.6	606.1	589.6	807.7	825.9
10/9/85	604.4	607.5	594.5	802.3	830.5
10/10/85	608.4	608.6	598.6	798.0	835.0
10/11/85	612.2	609.9	602.4	796.2	838.0
10/12/85	615.9	610.6	606.2	794.8	838.5
10/13/85	620.0	610.0	610.4	795.1	842.2
10/14/85	623.4	609.6	613.8	794.4	844.1
10/15/85	627.8	610.6	618.4	794.0	845.4
10/16/85	633.6	612.1	624.3	793.6	848.5
10/17/85	636.6	609.5	627.3	793.2	850.0
10/18/85	638.3	605.6	629.1	794.1	851.1
10/19/85	638.2	601.1	629.2	796.6	851.0
10/20/85	643.5	600.1	634.5	805.2	857.4
10/21/85	643.9	599.1	635.0	808.1	857.9
10/22/85	642.5	592.2	633.9	805.9	858.4
10/23/85	641.0	587.1	632.5	808.9	859.3
10/24/85	642.2	583.0	633.7	812.6	862.9
10/25/85	640.0	578.2	631.7	814.7	864.2
10/26/85	638.7	573.1	630.6	817.4	867.1
10/27/85	637.7	570.6	629.8	819.1	870.2
10/28/85	633.0	565.8	625.4	815.8	872.8
10/29/85	629.6	560.4	622.2	812.8	873.9
10/30/85	626.2	556.1	619.1	809.4	875.1
10/31/85	623.0	552.1	616.0	811.0	876.9
11/1/85	618.0	547.6	611.1	811.4	878.0

## Daily DSM2

Date	Avg Of H3-DB2	Avg Of H4-DB1	Avg Of H4-DB2	Avg Of NAA-DB1	Avg Of NAA-DB2
11/2/85	612.2	540.8	605.7	807.2	875.7
11/3/85	607.4	534.4	600.7	802.0	871.5
11/4/85	602.7	530.0	596.7	802.1	866.4
11/5/85	596.3	525.0	590.3	802.6	862.9
11/6/85	591.1	518.6	585.4	801.5	860.5
11/7/85	583.4	515.3	577.8	804.8	858.3
11/8/85	575.3	508.4	570.1	805.9	854.7
11/9/85	564.3	493.9	559.2	801.4	854.1
11/10/85	556.4	490.8	551.5	814.7	856.8
11/11/85	546.1	483.9	541.5	822.2	858.6
11/12/85	538.8	479.7	534.5	832.4	861.9
11/13/85	530.3	474.6	526.3	852.7	869.9
11/14/85	524.7	473.6	520.8	876.3	881.1
11/15/85	519.6	473.4	515.9	899.4	896.3
11/16/85	517.1	475.6	513.5	920.9	914.2
11/17/85	516.4	478.4	512.9	940.1	933.4
11/18/85	514.7	480.4	511.4	957.6	953.2
11/19/85	512.6	483.0	509.3	979.4	977.2
11/20/85	511.4	487.5	508.3	1002.7	987.2
11/21/85	511.3	490.4	508.4	1017.7	1019.4
11/22/85	511.0	491.1	508.1	1029.3	1037.7
11/23/85	510.8	491.2	508.2	1045.7	1057.9
11/24/85	512.1	493.9	509.6	1058.5	1080.5
11/25/85	512.5	495.3	510.1	1072.8	1091.3
11/26/85	512.8	496.0	510.5	1103.3	1105.0
11/27/85	513.5	500.0	511.4	1143.4	1132.3
11/28/85	518.8	510.2	516.9	1187.2	1179.5
11/29/85	522.1	521.4	520.2	1238.8	1190.5
11/30/85	526.4	521.9	524.5	1241.3	1212.5
12/1/85	539.7	541.4	537.8	1282.5	1255.1
12/2/85	548.3	564.8	546.6	1315.2	1267.7
12/3/85	561.6	572.0	559.9	1289.4	1286.1
12/4/85	578.5	579.3	576.9	1309.4	1317.3
12/5/85	589.4	584.3	587.9	1308.0	1335.3
12/6/85	599.0	592.9	597.6	1311.5	1344.6
12/7/85	605.7	594.0	604.4	1300.6	1349.5
12/8/85	612.4	592.5	611.2	1283.6	1357.9
12/9/85	614.9	584.7	614.0	1257.2	1357.7
12/10/85	616.3	573.7	615.6	1219.4	1353.1
12/11/85	613.7	559.7	613.2	1174.1	1337.0
12/12/85	608.9	547.1	608.6	1127.9	1316.5
12/13/85	602.8	537.4	602.8	1082.7	1291.6
12/14/85	598.8	529.3	598.9	1049.1	1273.0
12/15/85	592.6	526.7	592.9	1029.4	1247.0
12/16/85	583.7	526.3	584.2	1018.8	1212.5



## Daily DSM2

Date	Avg Of H3-DB2	Avg Of H4-DB1	Avg Of H4-DB2	Avg Of NAA-DB1	Avg Of NAA-DB2
12/17/85	573.8	533.3	574.7	1025.1	1171.3
12/18/85	566.6	528.9	567.6	1009.4	1138.3
12/19/85	563.4	525.2	564.6	990.8	1119.0
12/20/85	558.0	517.9	559.4	948.4	1094.8
12/21/85	551.3	504.7	552.8	896.6	1066.7
12/22/85	545.1	491.7	546.9	840.7	1035.4
12/23/85	538.1	485.4	540.1	808.4	1000.5
12/24/85	531.5	479.9	533.8	775.2	967.2
12/25/85	526.2	478.0	528.8	755.5	937.8
12/26/85	522.8	478.5	525.7	733.1	912.8
12/27/85	521.8	484.5	524.9	722.6	891.9
12/28/85	522.3	492.0	525.8	710.7	874.2
12/29/85	523.7	503.7	527.6	705.6	858.0
12/30/85	527.4	516.2	531.7	709.8	847.7
12/31/85	536.2	526.4	540.9	695.3	833.1
1/1/86	542.3	536.6	547.5	689.9	824.7
1/2/86	550.9	545.0	556.5	700.0	822.8
1/3/86	557.6	553.5	563.5	698.5	807.8
1/4/86	562.7	562.7	568.8	705.2	809.7
1/5/86	570.2	570.8	576.7	695.2	804.2
1/6/86	578.3	575.3	585.3	674.6	793.4
1/7/86	584.8	580.4	592.2	668.6	781.9
1/8/86	590.1	583.0	597.7	663.3	772.2
1/9/86	594.6	584.9	602.4	660.3	766.2
1/10/86	598.0	586.2	605.9	654.5	757.7
1/11/86	603.4	586.7	611.5	649.9	755.9
1/12/86	608.0	587.3	616.4	646.1	754.2
1/13/86	610.8	586.2	619.2	640.3	748.8
1/14/86	615.4	589.4	623.9	644.0	751.2
1/15/86	619.3	591.5	627.9	644.9	744.7
1/16/86	621.1	596.2	629.7	653.6	745.8
1/17/86	623.1	594.8	631.6	648.6	744.9
1/18/86	624.2	588.3	632.6	630.2	739.0
1/19/86	624.3	581.4	632.7	613.9	731.6
1/20/86	620.9	572.4	629.3	595.6	720.1
1/21/86	616.0	565.9	624.2	585.4	706.0
1/22/86	615.9	562.6	624.0	581.1	701.3
1/23/86	611.1	557.2	618.9	577.6	693.5
1/24/86	611.7	562.9	619.4	574.1	684.7
1/25/86	614.2	568.6	621.7	569.4	679.8
1/26/86	616.3	574.6	623.8	563.9	673.7
1/27/86	619.6	578.0	627.0	561.1	672.0
1/28/86	617.0	572.4	624.3	553.0	662.5
1/29/86	615.7	565.4	622.9	552.8	657.8
1/30/86	617.0	563.7	624.1	547.4	654.4

## Daily DSM2

Date	Avg Of H3-DB2	Avg Of H4-DB1	Avg Of H4-DB2	Avg Of NAA-DB1	Avg Of NAA-DB2
1/31/86	645.5	587.4	652.4	589.0	677.6
2/1/86	663.9	603.3	670.5	588.2	679.2
2/2/86	684.4	612.8	690.8	584.9	681.9
2/3/86	704.5	617.5	710.6	581.1	681.2
2/4/86	717.3	615.2	722.9	558.8	678.4
2/5/86	735.7	627.0	741.3	554.8	676.3
2/6/86	747.5	638.2	752.9	551.7	673.8
2/7/86	760.2	654.9	765.6	559.6	675.7
2/8/86	773.3	677.9	778.4	568.6	680.0
2/9/86	794.4	690.8	799.5	574.0	680.7
2/10/86	808.0	704.4	812.8	580.0	678.3
2/11/86	818.9	705.2	823.6	570.1	679.7
2/12/86	839.7	718.1	844.2	601.5	678.6
2/13/86	851.8	699.2	856.1	572.0	672.1
2/14/86	867.9	676.0	871.9	603.2	665.3
2/15/86	888.3	682.1	892.0	616.8	699.0
2/16/86	798.8	445.7	801.2	622.0	733.4
2/17/86	541.4	370.0	539.8	649.0	757.8
2/18/86	359.9	330.9	359.9	497.9	783.2
2/19/86	326.8	323.0	326.8	413.7	586.4
2/20/86	321.5	320.5	321.5	325.2	405.3
2/21/86	319.8	319.8	319.8	322.4	417.5
2/22/86	318.6	318.5	318.6	320.4	343.0
2/23/86	317.7	317.6	317.7	318.8	330.3
2/24/86	317.4	317.4	317.4	318.2	331.2
2/25/86	317.9	317.8	317.8	319.4	337.9
2/26/86	318.6	318.7	318.6	320.4	349.7
2/27/86	320.0	320.6	320.0	321.6	363.9
2/28/86	321.2	321.7	321.5	319.4	354.1
3/1/86	387.2	316.8	403.4	318.0	372.0
3/2/86	317.1	264.8	314.4	290.0	377.4
3/3/86	310.3	258.3	306.2	269.2	386.1
3/4/86	311.2	267.1	311.4	298.6	406.8
3/5/86	315.4	270.1	308.8	334.2	427.3
3/6/86	325.7	272.4	309.6	360.1	442.5
3/7/86	341.4	268.7	314.4	389.1	456.5
3/8/86	342.6	265.2	321.2	416.4	467.1
3/9/86	338.0	263.3	308.1	422.3	470.6
3/10/86	329.8	256.9	307.2	427.6	485.4
3/11/86	312.2	253.0	300.5	433.9	497.0
3/12/86	309.7	252.0	298.6	436.1	499.9
3/13/86	342.1	251.9	319.4	390.4	499.5
3/14/86	271.7	249.2	308.8	274.3	435.8
3/15/86	270.9	247.5	247.4	249.9	356.7
3/16/86	255.3	246.2	246.3	245.3	317.1

## Daily DSM2

Date	Avg Of H3-DB2	Avg Of H4-DB1	Avg Of H4-DB2	Avg Of NAA-DB1	Avg Of NAA-DB2
3/17/86	267.6	245.6	245.7	244.6	290.0
3/18/86	245.4	245.2	245.2	244.7	316.8
3/19/86	245.2	245.1	245.0	244.6	309.7
3/20/86	245.2	245.3	245.1	244.2	290.0
3/21/86	251.2	245.6	245.3	244.8	284.2
3/22/86	324.0	245.9	282.3	245.3	285.7
3/23/86	339.3	246.2	330.3	245.5	299.4
3/24/86	333.5	247.1	332.5	246.1	300.6
3/25/86	326.6	247.1	314.4	248.3	309.5
3/26/86	309.2	247.3	306.3	247.8	314.0
3/27/86	343.6	247.5	300.2	249.7	316.4
3/28/86	297.3	248.3	290.5	254.2	323.0
3/29/86	296.5	249.8	299.0	259.3	326.7
3/30/86	310.6	251.8	325.1	260.7	334.5
3/31/86	271.7	250.6	271.6	251.7	314.3
4/1/86	265.4	242.7	263.4	240.6	273.5
4/2/86	264.2	241.9	260.1	238.5	265.3
4/3/86	267.6	239.3	265.6	232.7	267.7
4/4/86	268.7	235.1	266.5	233.4	276.3
4/5/86	269.8	236.3	267.8	235.4	283.2
4/6/86	273.1	236.8	270.9	237.2	287.9
4/7/86	271.2	236.8	269.4	236.8	285.2
4/8/86	271.0	237.6	269.4	237.7	283.6
4/9/86	273.5	238.5	271.9	239.5	285.0
4/10/86	273.5	239.0	271.9	240.1	284.2
4/11/86	273.7	240.2	272.3	241.7	283.9
4/12/86	274.7	240.2	273.1	241.8	283.6
4/13/86	274.0	239.8	272.9	241.0	282.5
4/14/86	275.8	241.3	274.8	241.5	282.9
4/15/86	276.7	240.1	275.5	239.7	281.8
4/16/86	280.6	239.1	280.1	238.9	282.9
4/17/86	280.0	237.8	278.3	237.9	283.5
4/18/86	279.5	240.0	278.2	239.5	284.1
4/19/86	278.0	241.4	276.7	240.8	282.3
4/20/86	278.8	244.8	277.8	243.9	283.7
4/21/86	285.1	248.8	283.8	247.5	289.7
4/22/86	286.2	252.7	285.0	251.0	290.3
4/23/86	288.2	256.0	287.1	254.3	292.2
4/24/86	291.5	264.3	290.6	257.1	291.9
4/25/86	297.1	273.8	296.2	262.2	292.2
4/26/86	301.3	279.2	298.6	265.8	292.9
4/27/86	303.6	283.6	302.8	268.4	294.2
4/28/86	308.9	288.2	307.9	270.1	298.1
4/29/86	312.7	291.4	311.9	269.7	298.4
4/30/86	316.1	291.7	315.1	265.2	298.7

## Daily DSM2

Date	Avg Of H3-DB2	Avg Of H4-DB1	Avg Of H4-DB2	Avg Of NAA-DB1	Avg Of NAA-DB2
5/1/86	315.2	291.7	314.2	256.9	295.0
5/2/86	307.1	261.7	306.0	246.9	293.9
5/3/86	299.0	250.3	298.3	247.7	291.6
5/4/86	298.3	255.5	297.8	255.7	293.8
5/5/86	297.3	257.3	296.9	257.9	293.6
5/6/86	296.9	258.6	296.5	258.9	293.6
5/7/86	295.9	259.6	295.6	259.8	293.1
5/8/86	295.5	260.6	295.2	260.9	293.3
5/9/86	293.5	262.3	293.1	263.0	291.6
5/10/86	293.4	263.4	293.1	264.0	291.8
5/11/86	294.0	263.5	293.8	263.8	292.0
5/12/86	293.8	263.7	293.6	264.0	292.9
5/13/86	293.7	263.3	293.5	263.5	292.7
5/14/86	293.9	261.8	293.7	262.1	293.5
5/15/86	293.9	261.0	293.7	261.5	293.6
5/16/86	298.0	260.2	297.8	261.1	298.0
5/17/86	295.9	259.4	295.8	261.1	296.5
5/18/86	296.9	260.8	296.7	262.7	297.5
5/19/86	299.8	264.7	299.6	265.9	299.8
5/20/86	306.8	275.0	306.6	269.1	303.1
5/21/86	308.1	282.8	307.9	272.2	300.7
5/22/86	312.2	289.2	312.0	277.1	302.5
5/23/86	315.1	294.5	314.9	281.6	303.7
5/24/86	317.7	298.6	317.5	285.2	304.8
5/25/86	321.7	302.1	321.6	287.9	307.3
5/26/86	324.9	305.1	324.8	288.8	308.9
5/27/86	328.3	308.1	328.2	287.1	309.8
5/28/86	333.0	310.8	332.9	283.6	310.8
5/29/86	337.3	313.6	337.1	281.1	314.6
5/30/86	340.9	316.4	340.7	279.2	316.6
5/31/86	343.5	317.6	343.4	288.0	321.9
6/1/86	345.3	318.1	345.2	303.9	325.8
6/2/86	349.4	322.3	349.3	311.9	332.6
6/3/86	354.9	324.8	354.8	313.4	336.9
6/4/86	354.8	326.9	354.7	311.4	339.7
6/5/86	356.3	328.8	356.2	308.3	341.6
6/6/86	357.5	330.7	357.4	305.8	340.0
6/7/86	360.1	333.0	360.0	304.4	341.6
6/8/86	364.5	334.2	364.4	302.2	339.6
6/9/86	366.1	336.3	366.1	302.4	341.4
6/10/86	369.1	340.1	369.0	303.7	343.0
6/11/86	374.4	345.0	374.4	305.5	344.2
6/12/86	378.7	351.0	378.6	308.0	346.9
6/13/86	384.5	359.9	384.4	311.6	350.1
6/14/86	391.4	367.4	391.4	314.8	354.9

## Daily DSM2

Date	Avg Of H3-DB2	Avg Of H4-DB1	Avg Of H4-DB2	Avg Of NAA-DB1	Avg Of NAA-DB2
6/15/86	394.3	375.9	394.3	320.8	356.0
6/16/86	405.7	409.8	405.6	326.5	356.3
6/17/86	420.7	438.9	420.6	331.2	358.9
6/18/86	434.2	450.5	434.1	333.7	357.7
6/19/86	441.2	450.6	441.1	336.0	358.6
6/20/86	445.3	448.7	445.2	338.4	357.1
6/21/86	447.9	446.9	447.8	340.7	357.1
6/22/86	451.5	446.6	451.4	343.4	360.7
6/23/86	454.2	448.5	454.1	346.7	362.5
6/24/86	458.3	451.6	458.2	349.1	364.1
6/25/86	461.7	455.9	461.7	350.9	365.9
6/26/86	466.2	461.9	466.1	352.4	369.3
6/27/86	470.1	466.8	470.0	353.5	370.6
6/28/86	475.3	469.4	475.2	354.8	372.8
6/29/86	476.9	466.4	476.8	355.2	374.1
6/30/86	478.6	456.4	478.6	354.8	372.1
7/1/86	476.1	438.4	476.0	348.5	370.8
7/2/86	471.7	424.4	471.0	342.8	366.9
7/3/86	467.8	417.8	467.1	339.5	362.7
7/4/86	460.3	413.2	459.6	336.5	357.6
7/5/86	460.3	412.4	457.7	336.5	356.5
7/6/86	455.3	410.1	454.6	335.9	355.3
7/7/86	456.1	408.2	453.1	335.7	355.6
7/8/86	452.1	406.0	451.4	336.1	355.1
7/9/86	451.2	403.1	449.2	335.4	356.2
7/10/86	448.3	399.8	447.7	335.2	355.3
7/11/86	448.7	396.2	448.7	334.4	356.0
7/12/86	446.8	392.3	446.7	334.7	353.0
7/13/86	445.4	390.5	445.3	332.6	354.5
7/14/86	443.6	387.9	443.3	328.6	354.4
7/15/86	441.0	385.0	440.4	329.6	354.2
7/16/86	434.6	379.3	432.3	325.8	353.1
7/17/86	424.3	374.7	423.5	321.9	351.0
7/18/86	416.7	370.4	415.9	318.3	346.9
7/19/86	411.5	365.5	410.7	315.3	344.0
7/20/86	406.7	359.8	406.7	314.4	343.9
7/21/86	403.9	357.1	403.4	316.4	343.2
7/22/86	402.2	355.4	401.8	319.3	344.0
7/23/86	402.4	353.3	402.2	323.8	346.3
7/24/86	401.3	350.3	401.0	329.1	348.5
7/25/86	400.4	348.8	400.4	334.4	350.2
7/26/86	400.8	348.4	400.8	338.3	354.9
7/27/86	402.8	346.4	399.9	341.1	357.9
7/28/86	399.1	343.9	398.8	345.0	361.4
7/29/86	399.2	339.3	395.4	347.1	366.2

## Daily DSM2

Date	Avg Of H3-DB2	Avg Of H4-DB1	Avg Of H4-DB2	Avg Of NAA-DB1	Avg Of NAA-DB2
7/30/86	391.2	335.8	390.6	349.0	368.0
7/31/86	384.1	331.8	382.6	350.4	368.0
8/1/86	378.9	330.1	377.9	351.0	369.0
8/2/86	375.7	330.4	376.1	352.9	369.9
8/3/86	371.6	329.2	374.0	355.3	371.0
8/4/86	372.1	328.3	374.3	357.4	373.0
8/5/86	369.1	328.2	373.9	359.0	375.6
8/6/86	369.2	328.8	375.0	359.9	377.1
8/7/86	366.6	328.2	373.5	359.0	378.6
8/8/86	366.0	327.6	374.3	358.1	378.8
8/9/86	369.5	327.9	378.4	357.7	378.2
8/10/86	366.4	328.2	376.4	355.4	378.2
8/11/86	365.2	327.6	375.9	351.9	376.5
8/12/86	362.9	326.5	374.8	350.7	377.3
8/13/86	361.3	327.3	374.9	348.0	374.5
8/14/86	359.3	328.8	372.8	345.3	371.9
8/15/86	353.4	328.8	368.0	341.2	368.6
8/16/86	351.1	329.4	366.6	339.4	365.8
8/17/86	352.3	330.7	365.6	340.0	364.8
8/18/86	350.1	331.2	366.7	341.3	365.3
8/19/86	351.7	331.6	366.6	344.8	366.2
8/20/86	353.0	333.2	368.0	349.3	367.5
8/21/86	354.0	334.6	370.3	353.5	370.2
8/22/86	355.6	336.4	370.7	359.4	373.5
8/23/86	358.3	338.3	373.1	363.8	377.7
8/24/86	359.3	340.8	374.6	370.1	382.5
8/25/86	360.9	342.0	376.0	374.8	387.0
8/26/86	361.8	343.8	377.5	379.4	391.1
8/27/86	361.8	346.1	376.3	384.0	396.2
8/28/86	363.2	348.4	377.7	389.4	400.9
8/29/86	363.5	350.8	377.7	395.1	405.6
8/30/86	365.3	353.0	379.3	402.5	410.4
8/31/86	364.4	354.6	378.5	411.6	415.2
9/1/86	364.4	357.2	379.0	417.1	418.7
9/2/86	367.3	359.5	381.7	422.5	424.4
9/3/86	367.9	361.5	382.0	428.0	430.2
9/4/86	369.5	363.3	383.2	434.9	436.4
9/5/86	371.3	365.2	384.8	441.8	444.2
9/6/86	373.2	366.6	386.1	447.6	454.0
9/7/86	375.1	368.0	387.9	448.4	455.6
9/8/86	375.0	369.3	387.5	447.9	460.5
9/9/86	376.4	370.3	388.5	445.0	464.8
9/10/86	377.1	370.5	388.7	440.6	467.8
9/11/86	378.8	370.6	390.0	435.6	469.4
9/12/86	380.5	370.7	391.3	429.5	469.7

## Daily DSM2

Date	Avg Of H3-DB2	Avg Of H4-DB1	Avg Of H4-DB2	Avg Of NAA-DB1	Avg Of NAA-DB2
9/13/86	380.4	370.6	390.9	422.6	466.1
9/14/86	380.3	370.2	390.3	413.7	462.1
9/15/86	381.4	369.3	391.1	407.1	458.0
9/16/86	382.3	368.9	391.7	401.8	453.3
9/17/86	383.3	368.2	392.5	395.4	447.8
9/18/86	383.9	366.8	392.7	386.7	440.9
9/19/86	385.5	367.2	394.2	386.0	437.2
9/20/86	385.8	366.1	394.3	380.3	432.4
9/21/86	386.3	364.1	394.4	372.1	427.5
9/22/86	387.5	361.7	395.4	362.7	421.3
9/23/86	387.5	358.7	395.1	354.1	413.6
9/24/86	388.2	358.1	395.3	347.9	405.3
9/25/86	387.1	357.8	393.9	344.3	399.1
9/26/86	389.2	356.8	395.9	339.7	393.0
9/27/86	389.1	356.6	395.5	336.0	387.8
9/28/86	387.2	355.4	393.2	333.2	381.3
9/29/86	387.4	354.4	393.2	329.2	376.5
9/30/86	386.8	352.0	392.6	324.2	370.9
10/1/86	387.2	353.3	392.0	320.2	365.7
10/2/86	387.0	357.2	391.3	318.9	359.6
10/3/86	388.5	363.5	392.8	320.5	359.1
10/4/86	389.0	368.6	393.6	316.7	354.9
10/5/86	391.2	374.4	395.7	314.3	351.8
10/6/86	392.9	380.5	397.4	312.9	348.1
10/7/86	396.8	384.4	400.4	310.7	346.1
10/8/86	396.8	387.4	402.9	309.1	343.4
10/9/86	398.7	390.6	403.2	308.5	340.0
10/10/86	400.9	394.2	405.4	308.0	338.0
10/11/86	402.7	397.7	407.2	309.2	337.8
10/12/86	404.0	401.4	409.0	310.3	337.4
10/13/86	406.2	404.6	410.6	311.2	334.7
10/14/86	407.2	406.0	412.6	309.7	333.9
10/15/86	408.7	403.9	414.3	308.2	331.3
10/16/86	409.3	400.4	414.8	308.2	330.9
10/17/86	409.6	395.3	415.0	307.3	329.9
10/18/86	410.6	389.9	415.2	306.2	329.6
10/19/86	409.7	384.6	414.3	304.8	329.3
10/20/86	408.9	380.4	413.3	303.2	326.5
10/21/86	407.4	377.4	411.8	301.8	324.6
10/22/86	407.4	374.6	412.0	299.6	323.3
10/23/86	407.9	373.9	411.7	299.9	322.4
10/24/86	407.8	373.8	411.8	301.7	322.5
10/25/86	408.1	373.4	412.4	303.1	322.6
10/26/86	408.5	374.3	414.1	304.0	322.6
10/27/86	408.5	374.2	412.9	304.9	321.6

## Daily DSM2

Date	Avg Of H3-DB2	Avg Of H4-DB1	Avg Of H4-DB2	Avg Of NAA-DB1	Avg Of NAA-DB2
10/28/86	407.3	374.9	411.5	305.4	320.9
10/29/86	408.0	375.9	412.5	307.5	320.4
10/30/86	407.5	374.3	411.9	305.9	320.5
10/31/86	403.3	371.7	408.0	303.8	318.4
11/1/86	402.4	376.2	406.8	303.1	317.1
11/2/86	402.4	381.8	406.7	306.0	316.3
11/3/86	404.3	387.6	408.7	309.0	317.0
11/4/86	406.7	394.6	411.1	312.1	318.0
11/5/86	410.7	403.4	415.0	315.1	319.3
11/6/86	412.6	412.0	416.7	318.2	321.1
11/7/86	413.8	417.5	417.9	321.4	322.5
11/8/86	415.6	420.8	419.5	324.6	323.8
11/9/86	418.4	424.5	422.3	327.3	325.3
11/10/86	420.3	428.5	424.1	327.8	327.6
11/11/86	422.8	432.5	426.6	327.4	328.2
11/12/86	425.3	436.4	429.0	326.2	328.5
11/13/86	427.3	439.5	431.0	326.0	330.1
11/14/86	429.7	442.5	433.3	327.3	330.6
11/15/86	432.7	444.8	436.0	329.4	331.8
11/16/86	435.0	445.3	438.1	331.3	333.3
11/17/86	437.1	445.8	440.1	331.5	333.9
11/18/86	438.7	446.2	441.5	332.0	335.0
11/19/86	440.4	446.9	443.0	333.7	336.4
11/20/86	441.2	447.3	443.8	335.6	338.1
11/21/86	442.3	446.9	444.7	338.0	339.8
11/22/86	443.5	447.3	445.8	340.7	341.3
11/23/86	445.2	448.4	447.5	342.7	342.2
11/24/86	446.0	449.5	448.3	342.5	343.4
11/25/86	447.4	450.3	449.6	340.7	344.3
11/26/86	448.7	450.8	450.8	339.6	346.1
11/27/86	450.1	451.3	452.1	338.5	345.1
11/28/86	451.7	451.7	453.7	337.9	345.8
11/29/86	452.8	451.7	454.6	338.6	345.4
11/30/86	453.4	453.3	455.4	339.5	345.3
12/1/86	455.0	444.8	456.7	328.5	341.7
12/2/86	451.1	414.3	451.6	319.0	337.6
12/3/86	443.3	393.3	441.5	315.6	334.5
12/4/86	436.1	380.5	432.3	312.5	331.6
12/5/86	427.4	375.6	421.0	312.2	329.2
12/6/86	417.4	374.1	408.3	311.2	326.1
12/7/86	408.1	376.7	397.8	312.4	322.8
12/8/86	397.9	366.9	387.4	308.9	318.2
12/9/86	393.2	356.5	381.2	306.1	316.8
12/10/86	388.4	345.3	375.0	301.1	315.2
12/11/86	380.4	332.2	365.4	294.3	311.9



## Daily DSM2

Date	Avg Of H3-DB2	Avg Of H4-DB1	Avg Of H4-DB2	Avg Of NAA-DB1	Avg Of NAA-DB2
12/12/86	372.2	319.7	357.6	287.1	307.5
12/13/86	363.4	310.8	348.6	282.2	303.3
12/14/86	354.2	301.0	339.3	276.8	299.0
12/15/86	347.0	294.7	332.4	273.2	295.5
12/16/86	341.8	292.6	327.6	272.8	293.3
12/17/86	337.7	291.7	323.7	271.2	292.1
12/18/86	333.9	292.7	320.9	271.6	290.7
12/19/86	332.3	296.7	319.5	273.6	291.0
12/20/86	330.4	302.1	319.0	276.3	290.8
12/21/86	327.4	307.9	318.5	279.2	289.9
12/22/86	327.7	313.8	320.8	282.4	290.7
12/23/86	326.9	319.6	323.0	286.1	290.7
12/24/86	328.3	325.1	326.1	289.2	292.2
12/25/86	330.3	332.6	331.0	292.2	294.4
12/26/86	331.8	340.5	335.6	295.6	295.4
12/27/86	334.1	349.9	341.6	300.0	297.5
12/28/86	337.8	362.0	348.8	304.2	300.6
12/29/86	342.1	377.9	357.3	309.6	304.1
12/30/86	347.6	394.7	367.8	316.6	307.9
12/31/86	363.4	419.1	389.6	326.8	318.1
1/1/87	370.5	422.9	399.2	340.6	328.4
1/2/87	377.2	430.5	405.7	351.5	336.1
1/3/87	384.3	437.0	412.5	364.9	346.0
1/4/87	389.7	449.3	417.4	374.5	356.6
1/5/87	398.7	467.4	426.2	384.5	365.7
1/6/87	406.0	481.0	433.8	395.5	377.7
1/7/87	413.5	490.5	440.7	409.5	384.3
1/8/87	422.4	502.6	449.6	426.5	395.9
1/9/87	434.4	513.3	461.4	443.2	410.6
1/10/87	443.5	514.4	470.6	453.9	424.7
1/11/87	450.1	514.2	476.8	458.8	437.0
1/12/87	458.2	519.4	484.7	461.8	446.2
1/13/87	468.9	531.2	495.0	462.1	452.5
1/14/87	473.2	535.4	499.3	463.6	460.8
1/15/87	481.3	546.1	507.2	464.9	465.7
1/16/87	489.9	555.8	515.6	465.8	471.5
1/17/87	495.9	565.3	521.5	467.3	476.4
1/18/87	503.0	574.1	528.3	469.0	482.0
1/19/87	506.8	585.3	532.0	470.9	484.6
1/20/87	513.7	597.2	538.5	473.5	488.5
1/21/87	520.9	599.3	545.6	474.2	491.4
1/22/87	527.6	592.6	552.3	472.5	493.3
1/23/87	532.8	587.1	557.4	469.7	493.6
1/24/87	537.8	587.3	562.0	467.3	494.8
1/25/87	550.1	593.1	573.8	462.6	493.2

## Daily DSM2

Date	Avg Of H3-DB2	Avg Of H4-DB1	Avg Of H4-DB2	Avg Of NAA-DB1	Avg Of NAA-DB2
1/26/87	556.6	592.2	580.0	459.6	491.8
1/27/87	555.4	589.7	578.8	460.6	491.7
1/28/87	562.0	597.2	585.1	461.5	493.7
1/29/87	567.2	602.4	590.3	463.6	493.6
1/30/87	571.9	614.2	594.8	467.9	495.0
1/31/87	578.5	622.7	601.3	469.8	500.2
2/1/87	583.3	605.7	606.0	474.6	505.3
2/2/87	588.3	594.0	610.9	481.2	510.6
2/3/87	589.5	586.9	611.7	487.1	513.2
2/4/87	591.8	580.5	613.8	490.8	516.9
2/5/87	594.2	570.0	615.7	491.2	523.3
2/6/87	590.9	556.8	611.8	489.6	525.0
2/7/87	585.0	544.8	605.1	488.0	525.9
2/8/87	580.9	536.4	600.3	486.7	527.8
2/9/87	575.9	533.0	594.6	486.5	529.7
2/10/87	574.9	533.4	593.1	487.0	530.8
2/11/87	573.5	531.9	591.1	486.5	532.5
2/12/87	573.1	528.0	590.3	485.0	535.4
2/13/87	572.1	526.2	588.6	487.7	536.8
2/14/87	577.7	534.4	594.1	488.8	540.9
2/15/87	579.5	546.8	595.6	493.5	541.8
2/16/87	584.7	558.8	600.7	498.7	545.7
2/17/87	587.2	569.0	602.8	501.0	546.6
2/18/87	592.7	576.6	607.9	500.6	550.1
2/19/87	593.5	579.5	608.4	496.7	550.5
2/20/87	594.4	569.4	608.8	488.1	548.4
2/21/87	587.0	543.8	600.7	477.2	541.9
2/22/87	578.7	528.1	591.6	472.0	538.0
2/23/87	573.9	520.7	586.1	466.9	535.0
2/24/87	571.8	520.3	583.6	466.2	534.3
2/25/87	573.4	527.6	584.9	471.3	537.3
2/26/87	572.9	535.0	584.1	478.2	537.5
2/27/87	571.1	538.3	581.8	482.0	537.0
2/28/87	568.7	537.5	579.1	483.1	537.7
3/1/87	565.6	529.7	575.4	479.2	537.6
3/2/87	560.3	524.8	570.0	474.1	536.8
3/3/87	552.6	515.4	561.8	465.8	530.6
3/4/87	545.7	506.8	554.3	460.1	527.4
3/5/87	543.3	508.0	552.2	466.2	527.3
3/6/87	542.2	501.1	552.1	461.4	527.6
3/7/87	542.1	494.5	549.4	453.6	524.0
3/8/87	542.9	496.4	550.3	452.3	524.4
3/9/87	543.0	499.1	549.8	451.6	523.6
3/10/87	542.4	499.7	548.6	453.3	524.5
3/11/87	536.1	496.0	542.3	451.9	519.7

## Daily DSM2

Date	Avg Of H3-DB2	Avg Of H4-DB1	Avg Of H4-DB2	Avg Of NAA-DB1	Avg Of NAA-DB2
3/12/87	532.3	497.5	538.8	456.1	520.2
3/13/87	533.0	497.6	539.0	456.9	518.7
3/14/87	536.6	503.2	541.9	463.0	518.9
3/15/87	541.1	512.1	546.3	464.0	518.6
3/16/87	544.3	523.9	549.0	464.4	518.0
3/17/87	549.4	535.1	553.6	461.6	516.2
3/18/87	551.1	540.9	554.7	456.3	511.6
3/19/87	555.6	539.8	556.4	456.1	511.9
3/20/87	551.3	526.3	553.4	446.1	503.2
3/21/87	551.9	517.9	554.2	445.6	504.2
3/22/87	552.0	516.9	551.4	447.1	503.5
3/23/87	550.8	514.8	552.5	447.3	502.0
3/24/87	553.7	517.4	552.5	448.7	504.9
3/25/87	550.1	514.7	551.1	445.8	501.9
3/26/87	547.7	516.9	548.9	447.7	500.1
3/27/87	545.2	517.9	546.4	450.3	499.1
3/28/87	543.4	515.0	544.7	450.5	498.0
3/29/87	539.2	509.9	540.7	448.1	496.4
3/30/87	535.6	503.7	537.3	443.7	493.3
3/31/87	529.4	492.6	531.5	433.9	488.2
4/1/87	523.8	489.3	525.6	429.8	482.6
4/2/87	523.5	492.7	525.3	435.5	483.9
4/3/87	525.5	498.1	527.3	450.7	490.0
4/4/87	528.7	501.9	530.5	472.2	499.8
4/5/87	530.3	507.0	532.0	500.8	516.9
4/6/87	533.1	510.5	534.8	533.2	532.1
4/7/87	535.4	510.4	537.0	553.3	537.9
4/8/87	533.8	506.1	535.3	555.0	538.9
4/9/87	533.7	501.7	535.2	551.1	539.4
4/10/87	532.5	502.2	534.0	549.9	540.7
4/11/87	534.2	506.3	535.6	550.1	543.7
4/12/87	534.5	509.8	535.8	548.9	547.5
4/13/87	531.4	509.3	532.6	547.5	550.1
4/14/87	530.3	506.1	531.5	546.6	552.9
4/15/87	527.2	502.5	528.3	546.2	556.6
4/16/87	525.7	499.7	526.8	545.7	558.7
4/17/87	523.5	497.2	524.5	545.7	561.1
4/18/87	524.1	496.5	525.1	546.5	563.4
4/19/87	524.2	496.3	525.2	546.4	564.4
4/20/87	526.2	494.5	527.2	546.6	566.5
4/21/87	527.6	490.5	528.5	546.6	567.6
4/22/87	527.9	487.4	528.8	547.5	571.6
4/23/87	527.0	485.1	527.9	548.0	574.0
4/24/87	527.9	481.5	528.8	548.7	577.8
4/25/87	525.4	477.4	526.2	550.8	579.3

## Daily DSM2

Date	Avg Of H3-DB2	Avg Of H4-DB1	Avg Of H4-DB2	Avg Of NAA-DB1	Avg Of NAA-DB2
4/26/87	525.1	473.6	525.8	552.3	582.0
4/27/87	521.0	468.8	521.7	553.4	584.3
4/28/87	516.9	462.3	517.5	553.1	584.3
4/29/87	513.7	457.1	514.3	552.7	585.8
4/30/87	507.8	451.6	508.4	552.2	585.2
5/1/87	507.1	451.6	507.7	551.7	585.9
5/2/87	506.3	452.9	506.8	548.0	586.1
5/3/87	508.0	453.4	508.5	540.2	586.5
5/4/87	509.9	453.0	510.4	528.9	586.7
5/5/87	511.7	451.3	512.2	514.5	588.2
5/6/87	512.7	449.1	513.2	500.5	583.5
5/7/87	510.6	448.2	511.0	489.2	577.7
5/8/87	511.5	446.1	512.0	480.5	576.0
5/9/87	508.8	445.6	509.3	474.6	569.2
5/10/87	506.9	445.3	507.3	470.4	563.5
5/11/87	504.5	443.1	505.0	464.3	556.8
5/12/87	496.7	440.5	497.1	457.6	542.8
5/13/87	494.6	437.0	495.0	452.7	536.2
5/14/87	489.1	434.5	489.5	448.3	526.0
5/15/87	485.4	433.0	485.7	445.3	518.0
5/16/87	483.8	432.0	484.1	443.3	513.9
5/17/87	485.0	432.7	485.3	442.5	514.9
5/18/87	489.1	436.4	489.4	444.8	518.0
5/19/87	486.8	433.9	487.1	438.1	515.5
5/20/87	490.5	435.5	490.8	438.2	518.8
5/21/87	492.8	436.8	493.0	437.1	516.5
5/22/87	492.5	437.1	492.7	435.9	513.7
5/23/87	490.6	436.0	490.9	432.5	511.4
5/24/87	487.3	433.3	487.5	427.7	505.0
5/25/87	485.9	431.0	486.1	423.7	500.8
5/26/87	482.0	429.6	482.2	421.1	493.9
5/27/87	482.8	428.7	483.0	419.1	489.5
5/28/87	477.9	427.0	478.1	416.0	482.7
5/29/87	477.7	426.5	477.9	414.2	482.7
5/30/87	476.8	425.4	477.0	411.5	478.2
5/31/87	477.2	424.4	476.9	410.8	479.9
6/1/87	473.5	417.5	473.1	395.4	473.8
6/2/87	477.3	419.9	479.1	391.5	476.6
6/3/87	476.2	418.3	477.1	385.3	476.8
6/4/87	478.6	416.2	479.5	381.7	472.1
6/5/87	480.1	415.7	480.2	383.5	469.4
6/6/87	477.6	416.0	477.7	382.9	465.7
6/7/87	476.2	415.2	476.8	380.1	460.7
6/8/87	470.3	414.3	471.4	377.0	450.4
6/9/87	467.4	413.1	468.8	373.6	442.0

## Daily DSM2

Date	Avg Of H3-DB2	Avg Of H4-DB1	Avg Of H4-DB2	Avg Of NAA-DB1	Avg Of NAA-DB2
6/10/87	460.8	413.2	463.7	371.1	432.8
6/11/87	456.1	413.2	460.1	368.5	424.9
6/12/87	454.2	412.6	457.3	365.1	419.8
6/13/87	453.5	412.9	457.0	362.5	417.0
6/14/87	453.0	414.5	458.3	361.6	417.1
6/15/87	454.5	415.9	459.7	360.7	416.6
6/16/87	457.6	417.1	462.6	359.0	418.9
6/17/87	462.5	418.3	466.8	359.3	422.3
6/18/87	462.1	417.0	465.7	357.0	419.5
6/19/87	462.9	415.1	465.8	355.0	417.4
6/20/87	461.6	413.9	464.3	353.7	414.8
6/21/87	458.8	412.3	461.4	351.9	409.4
6/22/87	456.9	409.6	459.7	349.0	405.9
6/23/87	452.9	408.1	456.5	346.3	400.7
6/24/87	451.4	407.3	455.5	344.6	400.6
6/25/87	450.3	407.1	455.0	342.6	395.7
6/26/87	450.5	407.6	455.3	341.6	395.0
6/27/87	451.5	407.9	456.5	340.0	393.9
6/28/87	450.2	408.0	455.4	338.8	394.8
6/29/87	454.2	407.6	459.1	336.6	395.2
6/30/87	454.7	410.0	462.6	337.0	395.7
7/1/87	456.4	392.8	459.1	334.1	396.8
7/2/87	455.8	381.6	456.2	332.9	396.3
7/3/87	455.2	377.1	455.0	334.0	395.3
7/4/87	451.9	373.7	451.7	333.3	395.0
7/5/87	442.3	368.6	442.0	330.5	388.5
7/6/87	434.9	365.3	434.5	329.3	384.2
7/7/87	425.9	361.6	424.6	327.8	379.2
7/8/87	413.8	357.2	413.2	326.2	371.0
7/9/87	405.9	353.8	405.2	325.0	366.4
7/10/87	401.6	351.9	401.2	324.7	364.3
7/11/87	399.7	350.6	399.4	325.1	364.7
7/12/87	400.9	350.4	397.7	326.2	364.6
7/13/87	400.9	349.6	400.4	327.5	368.3
7/14/87	402.9	351.0	402.8	331.9	371.2
7/15/87	403.2	355.2	402.7	338.0	373.4
7/16/87	404.0	361.1	403.9	345.5	375.4
7/17/87	404.6	364.6	404.7	350.0	377.8
7/18/87	406.2	365.8	406.5	353.0	382.2
7/19/87	403.7	367.9	406.3	356.7	382.3
7/20/87	403.4	370.9	404.5	360.7	384.6
7/21/87	403.3	372.6	404.7	363.4	386.9
7/22/87	405.4	374.8	406.7	366.3	390.6
7/23/87	404.8	376.1	406.6	368.4	392.0
7/24/87	405.8	377.3	410.6	370.2	394.3

## Daily DSM2

Date	Avg Of H3-DB2	Avg Of H4-DB1	Avg Of H4-DB2	Avg Of NAA-DB1	Avg Of NAA-DB2
7/25/87	408.1	378.2	410.1	372.0	397.6
7/26/87	410.5	379.7	412.3	374.4	401.1
7/27/87	412.0	381.9	414.6	377.7	404.1
7/28/87	414.6	384.2	417.0	381.1	407.1
7/29/87	417.5	387.0	420.0	384.9	410.8
7/30/87	421.3	391.6	424.9	389.9	416.8
7/31/87	423.2	396.5	426.0	391.6	416.5
8/1/87	425.0	399.5	427.9	393.2	418.8
8/2/87	426.5	401.0	429.5	394.4	421.0
8/3/87	427.4	400.7	430.7	394.8	422.7
8/4/87	427.8	401.7	431.4	396.6	424.6
8/5/87	427.6	401.8	431.3	396.7	424.7
8/6/87	427.6	403.3	431.4	397.2	425.2
8/7/87	429.4	404.5	433.2	396.8	424.8
8/8/87	430.2	407.2	434.1	396.2	426.6
8/9/87	432.3	413.2	436.3	395.5	426.9
8/10/87	436.7	422.1	440.6	395.8	429.1
8/11/87	441.3	433.5	445.3	396.0	430.2
8/12/87	448.8	445.7	452.9	398.5	433.7
8/13/87	454.6	457.7	458.7	401.3	435.4
8/14/87	461.1	467.7	465.2	407.1	438.5
8/15/87	469.7	477.3	473.8	410.8	440.9
8/16/87	480.4	487.8	484.6	415.0	443.5
8/17/87	489.5	496.9	493.8	420.8	446.9
8/18/87	499.1	505.3	503.3	425.9	448.7
8/19/87	507.1	512.0	511.2	430.1	450.7
8/20/87	513.9	516.3	518.1	433.2	452.5
8/21/87	522.2	522.3	526.2	436.1	455.8
8/22/87	530.1	528.8	534.2	438.4	458.2
8/23/87	536.1	535.1	540.1	440.4	461.2
8/24/87	543.6	543.0	547.5	442.1	464.1
8/25/87	553.9	551.2	557.8	444.5	466.3
8/26/87	559.4	559.1	563.2	446.9	470.0
8/27/87	567.2	567.5	570.9	449.1	473.0
8/28/87	575.6	574.5	579.2	451.9	475.0
8/29/87	583.5	581.3	587.0	454.8	478.8
8/30/87	593.7	588.1	597.0	457.4	480.4
8/31/87	601.1	596.2	604.4	460.1	483.3
9/1/87	606.0	598.5	609.0	464.6	487.0
9/2/87	611.6	600.9	613.5	469.7	490.4
9/3/87	615.1	601.6	616.6	471.3	491.6
9/4/87	618.0	601.8	619.7	472.2	492.2
9/5/87	620.6	602.8	622.0	472.9	493.4
9/6/87	623.8	603.3	624.8	473.6	495.5
9/7/87	627.0	606.1	627.4	476.6	497.3

## Daily DSM2

Date	Avg Of H3-DB2	Avg Of H4-DB1	Avg Of H4-DB2	Avg Of NAA-DB1	Avg Of NAA-DB2
9/8/87	632.4	613.7	632.3	482.6	501.0
9/9/87	638.5	624.1	637.6	490.5	505.2
9/10/87	642.7	634.0	641.3	497.4	508.4
9/11/87	649.1	646.9	647.1	505.9	512.7
9/12/87	656.5	658.7	654.8	513.8	517.7
9/13/87	664.0	668.2	662.1	520.9	523.8
9/14/87	670.3	676.5	667.7	527.4	528.5
9/15/87	678.3	687.2	674.8	535.8	536.0
9/16/87	687.9	696.7	684.0	543.7	543.2
9/17/87	694.5	701.4	690.7	547.8	548.2
9/18/87	699.5	701.4	695.4	550.8	553.3
9/19/87	704.2	702.1	699.9	554.0	558.8
9/20/87	710.2	704.9	705.6	559.5	564.7
9/21/87	716.8	709.6	712.2	566.0	570.6
9/22/87	721.8	713.2	717.3	572.9	575.7
9/23/87	727.9	716.8	723.2	579.1	583.4
9/24/87	733.4	722.8	728.9	588.1	589.8
9/25/87	738.6	727.8	734.3	595.7	595.7
9/26/87	743.7	732.0	739.4	603.5	602.7
9/27/87	750.5	737.0	746.3	612.3	611.1
9/28/87	757.9	743.4	753.7	623.1	621.3
9/29/87	763.0	749.4	758.3	633.3	630.0
9/30/87	768.7	754.5	763.7	643.0	638.4
10/1/87	769.7	754.5	765.1	652.0	644.6
10/2/87	770.8	750.1	766.5	659.7	652.7
10/3/87	770.2	743.2	766.9	667.3	660.4
10/4/87	770.1	737.8	767.1	678.7	668.1
10/5/87	771.0	737.5	768.8	690.3	678.6
10/6/87	772.2	740.5	771.2	699.5	688.5
10/7/87	772.4	739.0	772.0	708.7	697.4
10/8/87	772.1	738.1	772.4	718.6	708.4
10/9/87	772.6	736.4	773.5	726.7	718.2
10/10/87	771.3	734.9	772.9	733.3	727.9
10/11/87	770.8	732.8	773.1	739.7	738.0
10/12/87	770.4	731.0	773.0	743.7	746.9
10/13/87	769.2	729.7	772.6	745.3	752.7
10/14/87	771.9	728.4	775.4	745.8	759.7
10/15/87	773.3	731.8	777.8	743.5	763.2
10/16/87	774.0	736.9	779.4	739.5	767.8
10/17/87	772.9	737.5	779.3	734.3	770.6
10/18/87	774.5	735.4	780.8	729.3	774.2
10/19/87	775.4	729.0	782.0	723.6	776.9
10/20/87	773.5	718.7	779.7	718.3	776.8
10/21/87	771.0	704.6	776.8	712.1	776.0
10/22/87	767.7	691.3	773.9	708.0	774.4

## Daily DSM2

Date	Avg Of H3-DB2	Avg Of H4-DB1	Avg Of H4-DB2	Avg Of NAA-DB1	Avg Of NAA-DB2
10/23/87	760.8	681.3	765.1	703.3	770.8
10/24/87	757.1	670.1	759.8	698.6	770.0
10/25/87	745.8	657.5	750.0	692.0	764.4
10/26/87	738.5	650.1	740.5	692.4	760.0
10/27/87	734.0	644.9	735.0	694.4	758.7
10/28/87	729.7	638.5	730.8	694.6	757.2
10/29/87	727.9	630.9	728.6	694.7	756.3
10/30/87	727.7	622.1	727.4	696.9	757.4
10/31/87	722.3	625.2	721.3	702.9	755.1
11/1/87	716.8	620.8	714.4	704.9	754.0
11/2/87	707.8	603.6	705.7	703.9	753.4
11/3/87	695.2	595.2	693.6	712.2	753.9
11/4/87	683.0	583.7	682.4	719.1	756.1
11/5/87	674.0	579.6	673.7	727.7	760.0
11/6/87	659.1	570.3	660.2	730.8	761.4
11/7/87	647.8	562.8	650.8	736.5	764.7
11/8/87	641.2	559.7	643.7	744.9	769.5
11/9/87	631.0	556.2	635.9	749.2	771.8
11/10/87	625.2	552.3	629.7	756.1	777.4
11/11/87	623.0	551.2	627.3	762.6	782.3
11/12/87	617.0	550.5	621.6	769.7	786.4
11/13/87	614.1	557.8	619.3	778.6	792.9
11/14/87	610.6	555.0	616.2	778.8	794.5
11/15/87	605.2	552.6	611.8	782.8	799.2
11/16/87	598.9	547.5	606.3	787.3	805.0
11/17/87	595.2	547.4	603.4	790.0	812.1
11/18/87	586.7	541.8	595.9	788.8	816.2
11/19/87	579.4	537.3	589.6	790.0	820.2
11/20/87	573.7	537.8	585.7	792.7	825.1
11/21/87	567.2	533.1	578.8	786.3	825.9
11/22/87	562.9	531.8	576.3	786.1	827.5
11/23/87	561.5	531.0	573.8	783.0	828.8
11/24/87	559.2	531.0	571.5	780.8	828.7
11/25/87	557.2	530.3	570.4	778.9	828.5
11/26/87	555.8	532.7	569.8	783.3	830.5
11/27/87	555.0	536.7	568.6	790.3	832.9
11/28/87	554.8	543.6	568.7	799.6	836.4
11/29/87	555.3	547.5	569.3	802.9	837.1
11/30/87	557.1	551.7	571.6	806.7	840.9
12/1/87	559.3	560.0	574.7	817.7	849.1
12/2/87	562.6	570.9	578.7	832.4	855.8
12/3/87	568.0	583.4	584.9	847.2	863.9
12/4/87	574.9	596.2	592.4	863.8	874.2
12/5/87	583.5	606.3	601.9	868.9	883.0
12/6/87	588.4	623.0	607.0	888.5	889.1



## Daily DSM2

Date	Avg Of H3-DB2	Avg Of H4-DB1	Avg Of H4-DB2	Avg Of NAA-DB1	Avg Of NAA-DB2
12/7/87	592.3	617.4	611.0	869.9	890.2
12/8/87	601.9	640.7	621.2	893.0	899.8
12/9/87	607.3	647.7	626.7	896.6	904.1
12/10/87	614.2	655.4	633.8	899.5	909.1
12/11/87	629.3	663.9	649.7	908.9	920.7
12/12/87	642.3	672.0	663.0	916.6	931.3
12/13/87	648.1	680.6	669.0	918.0	933.8
12/14/87	657.3	684.9	678.4	914.4	939.9
12/15/87	669.1	693.1	690.6	907.5	945.6
12/16/87	677.4	687.2	699.1	893.0	947.8
12/17/87	678.8	675.8	700.4	870.7	942.9
12/18/87	678.4	665.6	699.7	848.1	932.9
12/19/87	678.7	661.0	699.8	835.1	925.5
12/20/87	675.5	653.4	696.3	819.6	913.3
12/21/87	673.6	648.4	694.1	808.4	905.3
12/22/87	672.2	643.8	692.5	800.2	898.6
12/23/87	670.6	637.8	690.6	791.7	892.4
12/24/87	667.9	629.5	687.5	775.5	882.9
12/25/87	660.9	629.1	680.0	773.0	865.8
12/26/87	656.0	623.7	674.8	763.3	854.8
12/27/87	647.9	615.1	666.1	748.9	837.4
12/28/87	644.4	604.1	662.4	730.8	829.3
12/29/87	639.0	590.3	656.6	707.7	817.8
12/30/87	630.1	572.1	647.1	678.1	800.9
12/31/87	621.2	558.2	637.5	654.3	779.2
1/1/88	615.2	553.0	630.9	642.9	767.2
1/2/88	607.9	547.1	622.9	634.6	752.1
1/3/88	605.3	541.8	619.9	627.7	748.3
1/4/88	601.9	536.8	616.2	623.7	741.5
1/5/88	603.0	535.8	616.9	623.5	741.5
1/6/88	603.7	538.0	617.4	619.7	736.4
1/7/88	607.8	543.0	621.4	621.3	737.5
1/8/88	607.3	546.4	620.7	620.1	731.3
1/9/88	609.8	549.1	623.0	617.4	727.9
1/10/88	608.4	553.5	621.3	622.2	723.4
1/11/88	607.1	557.9	619.8	627.5	717.6
1/12/88	609.8	552.8	622.2	614.2	716.0
1/13/88	602.7	537.0	614.6	583.1	700.8
1/14/88	591.8	522.7	603.0	558.1	679.5
1/15/88	577.8	508.5	588.3	537.1	657.5
1/16/88	564.3	500.2	574.1	525.5	635.4
1/17/88	569.5	504.9	579.3	530.9	641.0
1/18/88	570.6	518.2	580.2	542.4	638.5
1/19/88	569.7	522.5	579.0	542.7	635.4
1/20/88	571.7	525.0	580.8	535.7	631.4

## Daily DSM2

Date	Avg Of H3-DB2	Avg Of H4-DB1	Avg Of H4-DB2	Avg Of NAA-DB1	Avg Of NAA-DB2
1/21/88	572.5	526.4	581.5	532.4	628.2
1/22/88	572.4	524.9	581.1	529.4	624.7
1/23/88	568.2	521.2	576.5	526.6	617.4
1/24/88	564.1	521.0	572.1	529.3	610.1
1/25/88	559.9	510.7	567.7	515.3	603.1
1/26/88	551.5	496.8	558.7	497.3	591.4
1/27/88	540.5	483.2	547.2	480.8	577.4
1/28/88	532.2	473.4	538.6	469.5	566.2
1/29/88	529.1	474.3	535.2	470.9	563.5
1/30/88	526.6	476.2	532.5	471.0	558.7
1/31/88	521.1	468.2	526.6	458.8	550.1
2/1/88	519.1	470.8	525.6	460.8	547.6
2/2/88	521.8	478.4	528.0	474.8	550.4
2/3/88	521.9	484.1	528.1	489.9	555.4
2/4/88	523.4	489.8	529.4	506.8	560.3
2/5/88	524.7	490.8	530.3	525.9	563.1
2/6/88	524.8	489.6	530.3	539.3	567.6
2/7/88	523.7	488.3	529.0	549.5	571.8
2/8/88	523.1	488.3	528.6	558.2	574.8
2/9/88	522.2	485.3	528.0	563.1	579.3
2/10/88	519.8	474.3	524.6	561.3	582.8
2/11/88	511.4	460.1	516.3	555.7	584.3
2/12/88	506.2	455.8	510.9	553.7	585.8
2/13/88	503.6	456.9	507.1	557.2	588.2
2/14/88	501.2	460.6	505.0	563.4	592.3
2/15/88	499.3	463.9	503.6	570.5	593.8
2/16/88	500.4	468.2	504.3	583.9	597.9
2/17/88	501.2	473.7	504.9	599.8	603.2
2/18/88	502.2	477.3	505.8	619.1	609.5
2/19/88	502.5	479.7	505.6	635.2	614.8
2/20/88	501.1	477.8	503.7	647.2	620.8
2/21/88	502.1	476.7	505.4	649.4	626.0
2/22/88	500.2	474.6	503.5	645.2	627.8
2/23/88	499.5	470.6	502.8	643.3	632.8
2/24/88	498.7	466.5	500.6	642.5	638.3
2/25/88	495.1	462.3	497.6	639.4	643.3
2/26/88	496.0	459.2	497.7	637.6	644.1
2/27/88	494.1	459.4	496.1	640.2	646.8
2/28/88	491.4	461.5	493.5	640.2	649.5
2/29/88	490.0	462.0	493.3	642.1	650.1
3/1/88	493.3	467.8	495.3	639.9	651.5
3/2/88	494.5	475.2	496.7	628.5	652.4
3/3/88	498.0	483.5	500.7	615.3	652.5
3/4/88	501.0	492.0	504.1	604.9	653.1
3/5/88	504.1	499.1	507.6	592.5	652.7

## Daily DSM2

Date	Avg Of H3-DB2	Avg Of H4-DB1	Avg Of H4-DB2	Avg Of NAA-DB1	Avg Of NAA-DB2
3/6/88	505.5	504.9	509.5	580.8	650.7
3/7/88	508.4	510.0	513.0	570.7	647.9
3/8/88	510.7	514.3	517.2	564.6	646.7
3/9/88	514.1	518.7	520.9	554.2	640.1
3/10/88	516.4	521.9	524.6	545.3	636.6
3/11/88	518.7	524.6	528.4	533.6	627.6
3/12/88	520.4	526.8	531.9	524.3	619.2
3/13/88	521.4	528.6	533.9	517.0	615.3
3/14/88	521.6	528.9	535.0	510.3	609.5
3/15/88	523.5	530.3	537.4	513.9	609.8
3/16/88	525.2	535.0	540.0	518.0	606.4
3/17/88	528.2	539.7	543.7	522.7	605.6
3/18/88	529.6	542.5	546.1	521.6	599.5
3/19/88	532.2	544.5	549.2	518.4	597.8
3/20/88	533.5	546.0	551.8	514.5	591.1
3/21/88	535.3	548.3	554.3	512.5	590.8
3/22/88	537.5	551.3	557.3	510.8	585.5
3/23/88	541.3	555.1	562.0	509.8	584.8
3/24/88	545.7	558.6	565.9	506.6	582.8
3/25/88	546.9	561.0	569.7	499.9	580.4
3/26/88	549.9	563.4	572.1	496.8	582.6
3/27/88	551.3	566.8	574.4	492.5	577.9
3/28/88	552.3	568.5	577.1	490.0	577.7
3/29/88	555.1	570.0	579.4	489.5	575.2
3/30/88	557.5	571.4	582.3	490.7	574.7
3/31/88	557.9	571.0	583.8	483.7	568.3
4/1/88	558.8	569.5	585.2	479.8	565.2
4/2/88	559.8	568.5	586.5	481.3	562.6
4/3/88	560.5	567.5	587.4	485.0	559.4
4/4/88	560.4	567.2	587.3	489.1	555.4
4/5/88	561.5	566.4	588.0	490.4	553.2
4/6/88	561.1	565.2	587.2	492.6	550.1
4/7/88	562.4	563.7	587.9	492.7	548.9
4/8/88	563.2	562.1	588.1	491.2	547.4
4/9/88	564.7	560.3	589.3	488.6	548.0
4/10/88	564.6	557.7	588.8	485.6	546.7
4/11/88	566.1	555.2	590.1	482.9	548.3
4/12/88	566.4	554.7	590.0	482.9	547.9
4/13/88	566.8	554.2	590.0	481.4	547.6
4/14/88	566.4	554.9	589.3	482.1	545.5
4/15/88	567.3	556.7	589.7	484.2	545.4
4/16/88	566.4	558.9	588.3	485.9	541.9
4/17/88	565.9	561.5	587.1	487.6	539.1
4/18/88	565.8	560.4	586.3	484.1	534.3
4/19/88	566.0	557.4	586.1	481.7	534.6

## Daily DSM2

Date	Avg Of H3-DB2	Avg Of H4-DB1	Avg Of H4-DB2	Avg Of NAA-DB1	Avg Of NAA-DB2
4/20/88	565.2	555.4	585.0	480.9	534.6
4/21/88	567.6	555.8	586.9	481.7	536.4
4/22/88	570.0	558.1	589.3	484.3	538.8
4/23/88	572.4	561.5	591.6	487.9	541.1
4/24/88	574.9	564.3	593.9	490.1	542.6
4/25/88	575.5	565.3	594.1	489.8	542.2
4/26/88	575.8	563.1	594.1	488.1	542.1
4/27/88	576.9	559.3	595.0	487.2	543.3
4/28/88	577.8	557.1	595.6	487.7	544.3
4/29/88	578.1	557.1	595.5	489.5	542.2
4/30/88	576.3	557.8	593.1	492.0	540.8
5/1/88	574.1	555.4	590.3	490.9	537.1
5/2/88	571.1	548.7	586.4	487.3	531.9
5/3/88	568.6	539.5	583.5	481.5	529.3
5/4/88	562.7	530.0	576.8	474.5	525.5
5/5/88	559.9	525.3	573.4	471.3	521.0
5/6/88	556.8	520.9	569.7	467.4	518.6
5/7/88	560.0	519.6	572.8	466.8	523.1
5/8/88	560.7	518.7	573.3	465.9	524.0
5/9/88	559.7	518.8	572.0	465.3	522.9
5/10/88	559.1	518.0	571.1	462.9	522.0
5/11/88	558.5	518.2	570.2	462.1	522.8
5/12/88	555.7	516.2	566.9	460.8	517.8
5/13/88	553.4	510.8	564.1	457.0	515.1
5/14/88	546.0	503.9	555.9	451.8	507.4
5/15/88	542.6	498.6	551.9	448.5	503.2
5/16/88	537.0	495.3	545.7	446.9	497.9
5/17/88	535.6	493.5	543.8	446.1	496.1
5/18/88	532.3	491.6	540.1	445.0	493.2
5/19/88	532.5	489.5	540.0	443.3	493.9
5/20/88	534.0	488.5	541.4	442.8	495.7
5/21/88	536.4	488.4	543.9	442.8	498.7
5/22/88	536.2	486.8	543.2	440.9	498.4
5/23/88	536.1	485.6	542.9	439.2	498.4
5/24/88	537.1	486.0	543.7	439.4	499.4
5/25/88	537.2	483.9	543.7	438.3	499.3
5/26/88	533.9	479.2	540.0	434.7	495.9
5/27/88	530.7	473.4	536.4	429.8	492.9
5/28/88	525.2	469.8	530.3	426.7	488.4
5/29/88	519.2	467.7	523.9	425.7	481.4
5/30/88	513.6	466.1	517.8	424.7	476.0
5/31/88	509.2	463.0	512.9	422.3	471.3
6/1/88	505.3	462.2	508.5	419.9	467.1
6/2/88	505.3	461.8	508.4	418.1	466.6
6/3/88	503.6	460.8	506.4	416.4	464.6

## Daily DSM2

Date	Avg Of H3-DB2	Avg Of H4-DB1	Avg Of H4-DB2	Avg Of NAA-DB1	Avg Of NAA-DB2
6/4/88	504.2	460.4	506.9	416.0	465.1
6/5/88	504.9	457.7	507.4	413.9	466.1
6/6/88	507.3	456.9	509.7	413.8	469.0
6/7/88	507.6	457.0	510.0	415.2	469.6
6/8/88	503.9	452.4	506.0	410.9	466.3
6/9/88	501.3	450.4	503.1	409.2	466.1
6/10/88	499.0	448.5	500.6	406.8	461.2
6/11/88	494.5	447.2	495.8	405.0	456.3
6/12/88	491.4	445.2	492.5	402.3	452.5
6/13/88	488.6	444.3	489.5	401.2	448.9
6/14/88	488.4	443.9	489.2	400.6	448.3
6/15/88	487.8	443.2	488.5	399.9	447.5
6/16/88	486.8	443.5	487.4	399.7	446.4
6/17/88	488.0	444.7	488.5	400.8	447.7
6/18/88	489.9	444.6	490.4	401.1	449.4
6/19/88	490.3	443.4	490.7	400.9	450.2
6/20/88	492.9	442.9	493.3	401.6	453.9
6/21/88	493.3	439.4	493.6	399.0	454.3
6/22/88	492.4	439.0	492.7	400.3	454.3
6/23/88	491.4	435.5	491.6	397.4	453.4
6/24/88	487.8	432.6	487.9	395.3	450.6
6/25/88	486.1	433.4	486.2	396.4	448.7
6/26/88	481.5	432.5	481.4	395.7	444.1
6/27/88	479.2	432.8	479.1	395.9	441.8
6/28/88	475.2	432.2	475.0	395.0	437.3
6/29/88	473.9	429.0	473.7	392.1	436.0
6/30/88	472.8	428.5	472.5	390.9	436.4
7/1/88	468.3	418.0	468.0	382.2	433.9
7/2/88	466.8	409.7	466.6	373.2	432.0
7/3/88	465.3	404.4	465.0	367.7	431.0
7/4/88	466.1	401.4	465.8	366.6	429.8
7/5/88	467.5	398.1	467.3	364.9	428.6
7/6/88	464.8	394.2	464.6	363.2	426.5
7/7/88	459.9	391.4	459.8	360.4	419.7
7/8/88	452.0	386.8	451.9	355.7	412.2
7/9/88	449.1	385.2	449.0	354.9	409.2
7/10/88	444.0	384.6	443.9	354.5	404.4
7/11/88	439.0	383.7	439.0	354.2	400.6
7/12/88	438.0	383.0	438.0	355.5	401.1
7/13/88	436.5	383.0	436.5	359.7	400.4
7/14/88	434.8	383.2	434.8	365.1	401.4
7/15/88	436.2	382.8	436.2	371.7	405.0
7/16/88	435.8	383.2	435.8	380.5	409.9
7/17/88	436.8	383.5	436.8	389.8	413.0
7/18/88	440.5	385.8	440.4	399.9	419.0

## Daily DSM2

Date	Avg Of H3-DB2	Avg Of H4-DB1	Avg Of H4-DB2	Avg Of NAA-DB1	Avg Of NAA-DB2
7/19/88	441.7	389.5	441.6	409.0	423.8
7/20/88	445.3	395.8	445.2	417.2	430.0
7/21/88	445.5	399.3	445.3	423.2	435.8
7/22/88	448.4	404.6	448.2	429.8	442.8
7/23/88	449.0	410.1	448.7	436.4	449.9
7/24/88	447.8	414.2	447.4	442.2	455.5
7/25/88	448.3	417.3	447.8	447.7	461.0
7/26/88	449.3	419.9	448.8	451.9	466.1
7/27/88	450.6	420.8	450.0	455.1	471.1
7/28/88	451.1	421.0	450.5	461.0	475.5
7/29/88	453.7	421.7	453.1	469.3	482.0
7/30/88	455.3	423.6	454.6	479.7	488.2
7/31/88	459.3	426.5	458.2	489.2	493.6
8/1/88	462.6	435.4	462.8	495.2	498.6
8/2/88	467.4	446.6	466.4	498.4	503.5
8/3/88	471.6	455.9	470.1	501.1	507.7
8/4/88	476.6	464.8	475.0	505.9	512.9
8/5/88	482.2	471.7	481.2	511.3	517.9
8/6/88	488.4	478.0	486.6	515.5	522.8
8/7/88	494.0	482.4	491.9	518.5	527.1
8/8/88	498.7	484.9	497.4	520.2	530.3
8/9/88	504.4	488.5	502.1	521.7	534.3
8/10/88	509.0	491.0	507.1	523.6	537.4
8/11/88	513.8	494.8	511.2	524.5	541.0
8/12/88	517.7	498.4	515.5	523.7	543.1
8/13/88	523.1	503.7	520.3	522.8	546.0
8/14/88	527.8	510.3	524.9	522.4	548.6
8/15/88	535.0	518.6	532.5	522.6	549.6
8/16/88	540.0	525.2	536.6	525.2	552.5
8/17/88	545.3	530.7	541.5	529.0	555.9
8/18/88	550.3	535.7	547.6	532.3	558.1
8/19/88	557.6	539.9	553.7	535.8	563.0
8/20/88	565.0	544.8	562.3	539.7	565.4
8/21/88	570.0	547.7	566.0	539.9	567.0
8/22/88	574.7	550.5	570.6	537.8	568.1
8/23/88	577.5	553.0	573.4	535.8	567.5
8/24/88	579.9	555.3	575.7	533.7	566.5
8/25/88	584.0	560.1	579.7	531.0	566.8
8/26/88	588.6	567.8	584.8	528.8	566.5
8/27/88	594.5	577.6	590.3	526.7	567.4
8/28/88	601.1	591.4	596.7	525.5	567.2
8/29/88	611.1	609.9	608.3	524.1	568.1
8/30/88	618.8	627.2	614.8	526.5	569.3
8/31/88	631.3	644.2	626.1	531.4	570.7
9/1/88	640.3	656.5	635.9	539.0	573.6

## Daily DSM2

Date	Avg Of H3-DB2	Avg Of H4-DB1	Avg Of H4-DB2	Avg Of NAA-DB1	Avg Of NAA-DB2
9/2/88	650.3	665.6	645.8	546.2	576.2
9/3/88	659.6	676.1	654.8	554.7	579.5
9/4/88	669.4	691.2	663.8	565.4	582.6
9/5/88	679.9	704.4	673.4	575.1	585.9
9/6/88	689.1	713.1	682.1	581.1	589.3
9/7/88	699.7	723.3	692.1	587.1	594.0
9/8/88	708.6	733.6	700.3	593.3	598.6
9/9/88	717.3	741.5	708.3	598.5	602.8
9/10/88	729.8	756.2	719.6	607.0	609.7
9/11/88	742.5	773.7	731.9	618.3	615.4
9/12/88	750.1	784.3	739.4	625.8	619.9
9/13/88	761.1	798.8	750.1	635.2	626.6
9/14/88	773.8	813.4	762.4	645.0	633.3
9/15/88	787.7	827.4	776.2	653.9	641.3
9/16/88	802.6	840.0	791.3	662.7	650.1
9/17/88	819.1	850.5	807.6	671.3	660.2
9/18/88	833.2	858.1	821.7	678.3	669.8
9/19/88	841.2	863.4	829.6	683.0	675.7
9/20/88	849.2	866.8	837.4	686.3	681.4
9/21/88	859.3	865.6	848.1	686.3	687.9
9/22/88	864.2	860.1	853.5	684.2	691.5
9/23/88	869.7	859.9	859.2	686.4	696.4
9/24/88	875.9	861.7	865.6	690.8	702.1
9/25/88	882.2	864.5	871.8	696.6	707.3
9/26/88	885.1	867.7	875.3	702.9	710.4
9/27/88	891.6	874.6	881.9	711.9	716.9
9/28/88	898.9	886.5	889.2	724.0	724.1
9/29/88	908.6	899.3	899.0	736.1	733.3
9/30/88	919.1	907.9	909.4	745.3	742.7
10/1/88	919.6	907.2	910.1	753.5	750.2
10/2/88	922.4	902.3	913.2	760.3	756.9
10/3/88	923.7	896.2	914.3	766.2	762.0
10/4/88	924.3	890.2	914.6	771.3	767.7
10/5/88	925.2	885.0	915.4	777.2	773.9
10/6/88	927.2	880.9	915.9	783.5	780.5
10/7/88	928.3	879.0	917.0	790.4	786.6
10/8/88	928.5	875.7	917.0	796.4	792.5
10/9/88	930.0	874.8	917.9	805.4	801.0
10/10/88	931.2	876.6	918.6	812.7	809.2
10/11/88	932.0	877.8	919.0	817.1	816.6
10/12/88	932.7	879.1	919.5	820.9	824.5
10/13/88	934.7	882.9	921.2	823.3	832.7
10/14/88	935.4	882.8	921.9	820.8	838.0
10/15/88	935.5	880.2	922.2	819.6	843.4
10/16/88	935.2	880.1	921.8	819.1	846.4

## Daily DSM2

Date	Avg Of H3-DB2	Avg Of H4-DB1	Avg Of H4-DB2	Avg Of NAA-DB1	Avg Of NAA-DB2
10/17/88	937.0	879.4	923.6	817.7	850.0
10/18/88	938.5	876.8	925.1	814.3	852.6
10/19/88	938.8	871.1	925.3	811.3	854.5
10/20/88	936.4	865.7	923.5	810.8	856.9
10/21/88	933.0	857.8	920.6	807.9	855.7
10/22/88	931.1	846.4	919.0	805.5	857.1
10/23/88	925.1	835.4	914.2	806.1	857.0
10/24/88	920.8	825.0	910.7	808.1	858.9
10/25/88	911.7	815.3	903.1	812.1	859.0
10/26/88	904.1	803.5	896.3	817.8	861.0
10/27/88	900.1	799.9	892.6	829.5	865.3
10/28/88	892.8	795.4	886.1	834.8	866.7
10/29/88	886.2	787.5	879.6	841.0	869.2
10/30/88	883.1	778.0	875.9	852.2	873.6
10/31/88	891.2	780.2	883.3	865.2	878.9
11/1/88	889.5	799.1	882.4	880.3	887.8
11/2/88	881.8	813.6	873.6	916.0	904.4
11/3/88	881.3	814.8	872.0	935.3	912.7
11/4/88	878.1	807.4	867.0	961.2	928.1
11/5/88	877.5	806.2	864.5	982.9	945.4
11/6/88	875.9	800.9	860.7	1007.6	961.4
11/7/88	876.4	799.0	858.5	1030.2	983.6
11/8/88	875.0	796.0	853.5	1053.9	1010.3
11/9/88	876.2	796.6	851.4	1073.0	1035.2
11/10/88	877.3	799.4	849.0	1089.1	1059.3
11/11/88	878.9	802.3	847.5	1100.3	1078.0
11/12/88	883.7	812.2	848.9	1118.3	1098.9
11/13/88	891.6	830.2	854.7	1144.6	1116.5
11/14/88	895.1	837.1	857.1	1138.4	1122.6
11/15/88	900.8	850.3	860.7	1154.5	1134.8
11/16/88	915.6	869.2	872.3	1177.3	1160.6
11/17/88	930.4	888.1	884.2	1195.8	1183.7
11/18/88	941.9	909.7	893.7	1217.7	1196.8
11/19/88	953.7	930.1	903.8	1234.5	1208.7
11/20/88	974.4	954.9	921.8	1253.8	1230.9
11/21/88	999.8	987.2	944.1	1278.3	1256.2
11/22/88	1030.6	1017.0	971.7	1298.9	1284.8
11/23/88	1059.2	1042.9	997.6	1314.6	1307.1
11/24/88	1076.4	1056.0	1013.4	1316.3	1321.8
11/25/88	1099.0	1087.8	1034.3	1349.6	1341.9
11/26/88	1115.0	1111.8	1049.4	1347.7	1348.4
11/27/88	1135.2	1154.9	1068.5	1372.9	1361.6
11/28/88	1160.6	1199.4	1092.9	1400.6	1379.7
11/29/88	1195.3	1242.7	1125.5	1420.9	1398.9
11/30/88	1248.9	1278.2	1179.7	1434.2	1439.8



## Daily DSM2

Date	Avg Of H3-DB2	Avg Of H4-DB1	Avg Of H4-DB2	Avg Of NAA-DB1	Avg Of NAA-DB2
12/1/88	1288.2	1298.2	1218.0	1451.8	1463.6
12/2/88	1294.0	1306.2	1225.6	1450.5	1470.1
12/3/88	1316.2	1328.2	1248.5	1452.9	1482.7
12/4/88	1344.0	1355.7	1276.9	1452.3	1495.5
12/5/88	1370.2	1374.7	1303.4	1448.6	1503.5
12/6/88	1400.5	1388.4	1334.9	1438.0	1509.3
12/7/88	1426.6	1394.2	1361.8	1418.9	1510.8
12/8/88	1443.1	1384.6	1378.6	1390.8	1503.4
12/9/88	1452.8	1368.4	1388.7	1359.2	1491.6
12/10/88	1453.2	1340.2	1389.4	1333.9	1482.5
12/11/88	1449.8	1316.1	1386.3	1314.8	1469.0
12/12/88	1447.7	1303.1	1384.7	1305.5	1456.9
12/13/88	1446.7	1295.5	1384.8	1301.9	1442.4
12/14/88	1448.9	1294.6	1387.0	1308.6	1434.8
12/15/88	1441.0	1291.2	1380.8	1305.4	1414.7
12/16/88	1436.7	1292.3	1377.2	1298.8	1405.9
12/17/88	1429.4	1278.5	1371.5	1277.2	1394.8
12/18/88	1420.7	1254.0	1365.3	1246.1	1381.1
12/19/88	1410.2	1243.9	1357.5	1234.4	1366.8
12/20/88	1399.5	1234.2	1349.2	1230.4	1355.5
12/21/88	1379.7	1218.9	1333.7	1217.0	1338.0
12/22/88	1375.0	1220.1	1330.4	1224.2	1333.6
12/23/88	1354.1	1201.5	1314.9	1220.8	1320.0
12/24/88	1351.7	1212.3	1314.1	1243.7	1323.2
12/25/88	1352.1	1206.3	1314.0	1246.2	1323.9
12/26/88	1342.7	1198.0	1306.8	1256.0	1321.6
12/27/88	1343.4	1207.8	1308.5	1281.5	1327.8
12/28/88	1335.9	1215.1	1304.3	1290.8	1333.3
12/29/88	1325.7	1218.1	1298.2	1306.2	1338.0
12/30/88	1325.3	1233.3	1300.4	1316.0	1347.7
12/31/88	1324.2	1233.6	1301.8	1315.1	1352.8
1/1/89	1320.7	1222.5	1302.2	1312.4	1360.3
1/2/89	1308.9	1201.4	1296.4	1303.7	1364.7
1/3/89	1293.9	1180.3	1287.8	1295.4	1367.5
1/4/89	1277.8	1164.1	1277.2	1288.7	1368.0
1/5/89	1265.5	1150.0	1267.5	1278.0	1363.4
1/6/89	1247.9	1123.8	1252.4	1253.8	1352.4
1/7/89	1237.3	1114.9	1244.4	1251.1	1350.6
1/8/89	1225.9	1099.9	1235.0	1239.2	1344.8
1/9/89	1210.8	1089.7	1222.0	1231.7	1337.2
1/10/89	1203.2	1088.0	1216.3	1231.2	1335.8
1/11/89	1188.3	1084.1	1203.8	1226.6	1328.4
1/12/89	1162.7	1073.8	1181.6	1219.2	1312.6
1/13/89	1153.5	1072.6	1173.8	1217.4	1308.2
1/14/89	1145.1	1052.3	1166.2	1198.6	1302.1

## Daily DSM2

Date	Avg Of H3-DB2	Avg Of H4-DB1	Avg Of H4-DB2	Avg Of NAA-DB1	Avg Of NAA-DB2
1/15/89	1127.5	1015.8	1150.4	1164.4	1290.2
1/16/89	1101.9	977.0	1127.0	1126.4	1271.1
1/17/89	1074.2	943.9	1101.0	1092.6	1248.5
1/18/89	1048.7	921.3	1076.8	1067.1	1225.5
1/19/89	1029.1	903.6	1057.8	1044.9	1208.0
1/20/89	1010.8	886.3	1039.9	1023.3	1187.5
1/21/89	996.5	873.0	1025.8	1006.6	1171.9
1/22/89	980.6	865.5	1010.2	996.3	1155.6
1/23/89	971.1	862.0	1000.8	991.3	1145.2
1/24/89	958.4	859.9	987.8	986.2	1131.4
1/25/89	938.9	858.8	968.9	984.1	1110.3
1/26/89	923.7	853.2	953.5	976.7	1091.5
1/27/89	920.0	852.1	949.6	974.5	1087.2
1/28/89	910.8	841.1	940.4	960.4	1077.7
1/29/89	899.1	822.1	928.5	936.5	1063.8
1/30/89	876.8	786.2	906.0	892.9	1037.4
1/31/89	850.0	759.0	878.6	859.6	1003.4
2/1/89	832.5	742.7	860.5	838.8	980.0
2/2/89	831.1	742.0	858.7	836.9	976.4
2/3/89	823.8	738.8	851.0	831.3	967.7
2/4/89	826.9	741.7	853.9	834.1	970.7
2/5/89	821.2	745.8	847.8	838.1	963.0
2/6/89	819.6	744.4	845.9	835.6	959.9
2/7/89	820.9	742.6	847.0	832.4	960.2
2/8/89	819.2	741.2	845.1	829.4	958.4
2/9/89	817.7	745.2	843.3	833.7	955.8
2/10/89	812.6	747.8	837.8	835.8	948.0
2/11/89	811.5	741.6	836.4	827.6	946.0
2/12/89	809.0	734.7	833.4	818.3	941.2
2/13/89	801.3	725.7	825.2	805.7	930.2
2/14/89	797.8	722.0	821.3	799.8	924.2
2/15/89	792.8	718.4	815.2	794.2	917.3
2/16/89	789.5	716.5	812.2	790.4	912.4
2/17/89	785.1	712.5	807.4	783.7	905.9
2/18/89	786.6	712.6	808.7	782.0	907.1
2/19/89	785.2	715.2	807.1	785.1	901.4
2/20/89	786.1	717.8	807.8	786.0	903.6
2/21/89	786.7	718.9	808.2	785.2	903.7
2/22/89	785.4	719.0	806.5	783.4	901.4
2/23/89	784.3	716.4	805.0	778.2	898.4
2/24/89	783.8	716.0	804.2	776.7	896.8
2/25/89	778.9	713.6	798.9	772.5	890.1
2/26/89	776.6	707.0	796.1	763.0	886.2
2/27/89	771.9	698.8	790.7	750.5	876.9
2/28/89	763.7	690.7	782.1	737.0	864.2

## Daily DSM2

Date	Avg Of H3-DB2	Avg Of H4-DB1	Avg Of H4-DB2	Avg Of NAA-DB1	Avg Of NAA-DB2
3/1/89	735.6	668.5	752.3	717.6	823.0
3/2/89	746.2	666.1	763.5	720.4	851.5
3/3/89	738.0	663.2	754.6	718.6	838.4
3/4/89	738.0	670.1	754.4	721.0	837.2
3/5/89	735.6	676.6	751.7	720.3	829.8
3/6/89	737.8	678.9	753.7	718.2	828.6
3/7/89	734.0	676.5	749.5	713.6	827.1
3/8/89	731.4	676.5	746.6	709.0	821.4
3/9/89	730.5	683.4	745.5	709.5	817.7
3/10/89	725.6	682.3	740.1	706.4	807.5
3/11/89	722.9	678.5	737.2	707.4	803.1
3/12/89	717.4	671.3	731.1	703.4	801.7
3/13/89	715.9	665.3	729.3	702.4	800.6
3/14/89	710.2	656.5	723.1	697.4	794.3
3/15/89	705.2	647.6	717.7	691.8	790.8
3/16/89	702.0	640.2	714.3	688.3	788.7
3/17/89	699.0	631.5	710.9	685.4	789.0
3/18/89	698.8	637.0	710.5	686.2	787.6
3/19/89	699.4	644.7	710.9	686.0	785.7
3/20/89	699.9	653.3	711.2	686.6	783.2
3/21/89	700.4	659.9	711.5	684.0	781.4
3/22/89	701.5	666.2	712.4	680.4	778.5
3/23/89	698.8	670.5	709.3	672.7	769.5
3/24/89	701.2	675.4	711.6	670.1	767.3
3/25/89	702.4	680.4	712.5	668.1	764.4
3/26/89	702.6	684.7	712.4	664.6	756.6
3/27/89	705.5	689.9	715.2	663.8	756.8
3/28/89	708.7	695.7	718.2	663.4	756.2
3/29/89	712.1	701.5	721.4	662.1	755.5
3/30/89	714.8	706.6	723.9	658.9	751.8
3/31/89	715.9	709.4	725.0	651.7	747.0
4/1/89	715.1	705.5	725.2	645.5	742.0
4/2/89	716.0	697.7	725.3	640.5	740.8
4/3/89	714.0	687.2	723.0	638.7	735.8
4/4/89	710.2	671.4	720.3	632.9	729.1
4/5/89	702.7	654.6	712.9	625.7	720.4
4/6/89	696.1	639.2	706.3	616.4	713.0
4/7/89	681.8	623.2	692.1	605.2	698.4
4/8/89	675.9	611.1	683.7	596.4	693.2
4/9/89	669.9	604.3	677.6	592.2	687.6
4/10/89	664.8	599.3	672.5	587.9	682.9
4/11/89	663.6	593.1	670.9	581.5	678.8
4/12/89	662.4	585.8	670.1	577.6	682.4
4/13/89	660.2	580.4	666.6	576.6	680.3
4/14/89	657.4	576.4	663.5	574.6	678.4

## Daily DSM2

Date	Avg Of H3-DB2	Avg Of H4-DB1	Avg Of H4-DB2	Avg Of NAA-DB1	Avg Of NAA-DB2
4/15/89	652.8	572.6	657.9	570.2	674.8
4/16/89	651.3	567.7	656.7	567.3	674.5
4/17/89	643.8	561.5	649.8	562.1	668.8
4/18/89	639.6	556.8	647.1	556.8	664.4
4/19/89	636.1	550.8	641.6	551.6	663.0
4/20/89	625.2	542.3	630.6	545.0	653.6
4/21/89	616.2	535.6	621.4	541.5	645.1
4/22/89	607.5	528.0	615.0	536.3	636.6
4/23/89	596.8	519.5	604.4	530.1	627.7
4/24/89	593.5	511.9	597.8	525.3	622.6
4/25/89	587.0	507.7	593.3	523.6	619.1
4/26/89	586.0	505.7	590.9	523.0	619.3
4/27/89	584.7	502.4	592.1	519.5	617.7
4/28/89	585.0	496.9	589.4	515.7	619.5
4/29/89	580.3	492.5	583.6	513.3	616.5
4/30/89	576.9	484.2	578.8	507.5	613.3
5/1/89	571.9	480.4	574.3	501.2	608.5
5/2/89	560.2	477.6	566.0	496.9	597.8
5/3/89	551.8	470.4	556.6	487.3	590.0
5/4/89	538.9	463.6	543.3	479.1	575.6
5/5/89	528.8	456.7	533.9	471.0	565.1
5/6/89	520.8	452.3	525.0	465.8	554.8
5/7/89	513.2	447.0	517.6	459.2	546.2
5/8/89	508.5	442.2	513.4	453.2	541.0
5/9/89	510.8	440.6	515.4	452.7	544.0
5/10/89	511.6	439.0	516.2	450.8	544.1
5/11/89	511.4	438.8	519.1	450.2	543.4
5/12/89	510.2	433.6	516.0	445.8	544.7
5/13/89	508.2	428.7	512.7	440.0	540.7
5/14/89	503.5	425.6	508.5	436.7	535.9
5/15/89	501.6	419.7	506.9	430.3	532.8
5/16/89	491.9	414.5	497.0	423.8	521.9
5/17/89	488.4	413.1	491.2	423.3	517.6
5/18/89	482.8	410.4	487.0	419.6	509.9
5/19/89	475.4	406.6	479.1	416.7	503.8
5/20/89	467.7	402.5	470.6	413.7	494.7
5/21/89	460.8	398.7	463.6	409.9	485.8
5/22/89	457.2	397.8	462.1	409.1	483.0
5/23/89	453.1	396.1	457.3	407.0	478.2
5/24/89	453.4	396.1	455.9	406.2	478.2
5/25/89	453.1	393.6	455.4	403.2	477.2
5/26/89	455.3	391.4	458.0	400.4	479.8
5/27/89	456.0	389.4	461.3	398.1	480.9
5/28/89	455.8	386.5	458.5	395.0	480.1
5/29/89	453.4	384.4	454.1	391.7	476.4

## Daily DSM2

Date	Avg Of H3-DB2	Avg Of H4-DB1	Avg Of H4-DB2	Avg Of NAA-DB1	Avg Of NAA-DB2
5/30/89	447.3	381.5	451.1	387.4	470.2
5/31/89	440.1	380.0	442.7	387.4	463.9
6/1/89	430.1	370.7	432.8	374.8	453.0
6/2/89	424.4	362.0	425.4	359.5	442.1
6/3/89	414.5	356.3	415.1	349.0	426.1
6/4/89	410.0	354.4	413.3	343.7	418.0
6/5/89	408.1	353.4	409.0	339.4	413.2
6/6/89	406.3	350.3	406.7	333.8	406.9
6/7/89	404.2	346.7	404.5	328.2	402.0
6/8/89	403.4	343.6	403.5	324.3	398.3
6/9/89	404.8	341.6	404.8	322.9	396.5
6/10/89	403.8	342.8	403.8	326.8	391.1
6/11/89	402.3	343.7	401.7	327.3	389.5
6/12/89	399.6	340.7	399.3	322.3	385.0
6/13/89	397.9	334.0	397.8	312.4	380.5
6/14/89	394.1	328.3	391.7	305.2	374.6
6/15/89	382.9	324.3	383.1	300.0	365.1
6/16/89	378.8	321.0	378.7	294.8	357.0
6/17/89	371.0	317.3	371.1	291.4	350.1
6/18/89	365.1	315.7	364.9	288.5	342.5
6/19/89	363.6	316.0	365.2	288.3	340.2
6/20/89	362.0	312.7	361.6	285.2	337.9
6/21/89	359.2	309.6	359.5	283.3	334.8
6/22/89	359.3	306.6	359.6	281.7	334.2
6/23/89	360.1	308.2	360.0	285.4	334.5
6/24/89	362.5	309.9	363.4	287.9	336.9
6/25/89	363.2	310.2	363.0	290.2	336.0
6/26/89	362.4	308.4	362.2	289.5	334.1
6/27/89	360.8	309.3	360.7	291.2	334.9
6/28/89	356.2	306.9	356.5	289.1	331.8
6/29/89	354.9	305.9	355.5	289.4	332.0
6/30/89	351.9	306.4	352.0	295.2	329.8
7/1/89	347.8	303.9	346.9	297.6	329.1
7/2/89	347.9	302.8	344.2	305.4	329.9
7/3/89	346.8	304.3	345.4	319.0	332.9
7/4/89	347.7	306.5	346.4	336.2	340.0
7/5/89	350.5	309.7	349.3	354.6	351.0
7/6/89	351.8	314.0	350.8	372.8	364.4
7/7/89	355.7	319.2	354.8	390.9	381.8
7/8/89	358.4	326.3	358.7	408.0	407.3
7/9/89	361.1	332.8	360.6	427.1	416.3
7/10/89	365.5	338.8	365.1	446.8	430.5
7/11/89	370.1	343.1	369.7	471.9	447.5
7/12/89	372.7	346.9	372.5	501.2	467.7
7/13/89	376.6	352.8	376.6	529.4	492.0

## Daily DSM2

Date	Avg Of H3-DB2	Avg Of H4-DB1	Avg Of H4-DB2	Avg Of NAA-DB1	Avg Of NAA-DB2
7/14/89	379.8	358.7	379.5	556.7	513.3
7/15/89	382.1	363.9	382.3	590.5	538.6
7/16/89	384.7	367.8	385.0	632.5	566.7
7/17/89	390.1	373.9	390.2	673.8	600.6
7/18/89	394.6	379.6	394.9	707.4	630.4
7/19/89	399.9	386.1	400.0	742.8	666.1
7/20/89	405.0	395.0	405.1	778.3	703.9
7/21/89	411.7	405.5	411.8	810.3	747.4
7/22/89	420.2	418.7	420.3	832.8	787.7
7/23/89	429.8	431.8	429.2	854.1	839.3
7/24/89	435.6	442.8	436.2	865.1	844.8
7/25/89	445.5	454.1	446.4	888.6	867.9
7/26/89	456.1	464.8	457.0	917.8	891.7
7/27/89	465.9	471.5	467.1	936.7	912.2
7/28/89	473.9	476.9	474.4	955.0	934.0
7/29/89	481.9	481.0	482.2	971.9	953.1
7/30/89	488.0	482.6	488.3	988.2	969.1
7/31/89	493.2	483.9	493.5	1013.6	987.5
8/1/89	499.3	487.6	499.6	1028.6	1004.3
8/2/89	504.2	489.3	504.6	1030.2	1018.0
8/3/89	509.3	490.7	509.7	1040.9	1034.4
8/4/89	514.2	493.1	514.7	1043.2	1047.9
8/5/89	520.6	495.1	521.0	1039.7	1067.4
8/6/89	521.6	495.4	522.0	1032.3	1064.6
8/7/89	525.2	495.1	525.6	1018.7	1066.9
8/8/89	527.5	493.2	527.8	1000.1	1066.7
8/9/89	529.7	489.9	530.0	977.5	1061.3
8/10/89	529.6	486.4	529.7	948.5	1048.5
8/11/89	528.2	482.3	528.0	915.0	1028.1
8/12/89	526.9	478.2	526.6	885.5	1008.1
8/13/89	525.2	473.3	524.5	857.0	987.7
8/14/89	521.5	466.7	520.7	830.3	966.1
8/15/89	519.4	461.4	518.4	809.8	946.5
8/16/89	516.6	459.5	515.2	796.7	927.4
8/17/89	515.4	458.0	513.8	783.7	908.8
8/18/89	513.5	459.9	511.6	770.0	887.3
8/19/89	510.6	461.1	508.2	751.1	865.0
8/20/89	512.8	466.9	510.2	753.2	851.6
8/21/89	512.6	469.8	509.8	736.5	838.1
8/22/89	514.8	472.1	511.7	718.5	826.5
8/23/89	514.7	474.7	511.2	700.8	807.1
8/24/89	517.3	478.5	513.4	684.7	791.4
8/25/89	519.2	483.7	515.0	675.1	776.8
8/26/89	520.8	486.0	516.3	665.6	764.1
8/27/89	522.3	489.5	517.6	658.6	752.2

## Daily DSM2

Date	Avg Of H3-DB2	Avg Of H4-DB1	Avg Of H4-DB2	Avg Of NAA-DB1	Avg Of NAA-DB2
8/28/89	526.2	493.5	521.2	654.8	744.2
8/29/89	530.7	499.8	525.5	656.2	737.0
8/30/89	535.2	509.1	529.8	658.8	731.8
8/31/89	540.6	520.8	535.0	674.8	726.3
9/1/89	542.7	528.7	537.0	678.5	724.2
9/2/89	547.9	533.8	542.3	690.2	724.8
9/3/89	552.1	545.0	546.4	700.4	727.3
9/4/89	557.1	554.9	551.4	709.4	731.9
9/5/89	562.7	566.2	557.2	720.3	737.7
9/6/89	571.6	580.1	566.1	731.7	744.5
9/7/89	580.8	590.5	575.5	747.1	754.6
9/8/89	589.2	600.8	583.9	763.7	766.1
9/9/89	595.0	608.0	589.9	781.2	780.8
9/10/89	601.3	613.6	596.2	799.0	794.9
9/11/89	607.9	618.9	603.0	819.8	812.5
9/12/89	614.6	622.8	609.9	843.3	830.0
9/13/89	622.4	628.1	617.9	872.9	851.0
9/14/89	630.2	637.8	625.9	896.4	878.8
9/15/89	637.2	648.6	633.3	928.3	901.4
9/16/89	646.9	660.3	643.4	957.9	939.1
9/17/89	655.3	677.5	652.1	974.1	967.1
9/18/89	663.1	682.8	660.2	995.2	991.8
9/19/89	670.8	687.6	667.7	1016.2	1013.2
9/20/89	677.7	693.6	674.0	1029.2	1033.3
9/21/89	685.2	702.7	681.0	1039.1	1054.1
9/22/89	692.6	714.3	688.1	1045.2	1073.4
9/23/89	703.2	730.4	698.6	1040.2	1081.4
9/24/89	714.4	746.2	709.9	1032.4	1084.1
9/25/89	725.2	755.8	720.9	1022.9	1085.3
9/26/89	735.5	764.5	731.4	1012.5	1086.0
9/27/89	748.5	773.4	744.8	1006.5	1084.6
9/28/89	765.7	785.6	762.1	1003.6	1079.1
9/29/89	767.3	790.9	764.0	992.3	1074.2
9/30/89	775.2	799.1	772.3	984.7	1069.9
10/1/89	785.8	808.2	782.9	974.0	1064.6
10/2/89	795.0	808.3	791.9	957.4	1056.9
10/3/89	798.9	802.7	796.0	947.1	1049.6
10/4/89	804.8	801.6	801.8	940.6	1043.2
10/5/89	809.2	805.0	806.3	936.9	1036.5
10/6/89	814.0	806.3	811.0	929.8	1027.6
10/7/89	816.3	804.6	813.5	925.7	1021.0
10/8/89	819.2	803.7	816.5	921.6	1015.2
10/9/89	823.6	804.8	820.7	918.0	1007.9
10/10/89	826.1	802.7	823.3	915.0	1002.8
10/11/89	828.1	799.2	825.3	909.9	995.9

## Daily DSM2

Date	Avg Of H3-DB2	Avg Of H4-DB1	Avg Of H4-DB2	Avg Of NAA-DB1	Avg Of NAA-DB2
10/12/89	828.5	793.1	825.7	901.2	983.8
10/13/89	830.4	787.8	827.6	908.0	981.4
10/14/89	830.3	781.7	827.5	905.2	975.4
10/15/89	830.8	775.0	827.9	902.2	972.4
10/16/89	829.6	772.2	826.5	900.1	969.1
10/17/89	829.0	768.6	825.7	899.8	968.0
10/18/89	827.3	762.2	824.2	900.7	968.0
10/19/89	829.7	757.7	824.0	905.9	969.5
10/20/89	825.9	753.3	822.5	912.5	971.6
10/21/89	828.8	750.4	825.2	920.5	973.6
10/22/89	825.4	744.2	821.8	924.1	976.2
10/23/89	825.7	745.5	821.9	932.9	980.2
10/24/89	824.5	737.8	820.6	933.4	983.9
10/25/89	819.5	728.4	815.8	933.7	983.0
10/26/89	817.0	718.8	811.1	936.6	986.1
10/27/89	810.4	711.4	805.9	936.5	988.9
10/28/89	805.6	707.1	801.5	930.0	991.7
10/29/89	800.7	704.3	796.3	916.0	991.9
10/30/89	789.6	695.8	784.9	894.5	986.2
10/31/89	787.8	693.2	782.6	870.5	978.6
11/1/89	781.1	688.9	777.0	853.8	966.0
11/2/89	772.9	680.1	769.0	836.9	954.8
11/3/89	765.0	668.8	761.0	827.4	946.5
11/4/89	761.3	659.6	757.9	819.5	943.0
11/5/89	758.0	654.4	753.5	818.1	941.2
11/6/89	752.6	650.8	748.9	817.8	936.7
11/7/89	742.8	644.8	738.9	814.6	928.0
11/8/89	730.3	634.0	726.1	807.8	916.4
11/9/89	722.0	620.0	718.5	794.6	909.1
11/10/89	706.1	604.0	703.4	781.9	895.8
11/11/89	693.3	594.4	691.4	775.9	886.2
11/12/89	678.9	587.3	677.3	770.9	873.4
11/13/89	664.1	579.2	663.0	763.1	860.2
11/14/89	656.3	572.1	655.3	758.4	854.6
11/15/89	648.1	568.1	646.8	755.6	847.2
11/16/89	644.6	567.3	643.4	756.9	845.1
11/17/89	641.3	568.5	639.9	759.7	843.0
11/18/89	637.6	569.3	636.0	760.9	839.4
11/19/89	634.5	572.3	632.5	766.4	838.2
11/20/89	632.3	580.8	630.0	778.0	838.3
11/21/89	630.7	580.8	627.9	777.7	835.7
11/22/89	628.9	581.7	626.3	776.8	834.5
11/23/89	627.2	579.1	623.9	772.8	833.6
11/24/89	623.9	580.3	621.2	772.9	831.1
11/25/89	624.2	583.2	621.3	775.6	832.9



## Daily DSM2

Date	Avg Of H3-DB2	Avg Of H4-DB1	Avg Of H4-DB2	Avg Of NAA-DB1	Avg Of NAA-DB2
11/26/89	621.2	581.9	618.4	770.6	827.8
11/27/89	619.1	580.9	616.2	766.8	824.5
11/28/89	618.3	583.2	615.0	768.4	822.9
11/29/89	618.8	585.5	615.6	769.6	822.7
11/30/89	618.5	584.6	615.6	764.7	819.7
12/1/89	620.3	586.7	618.7	761.0	821.1
12/2/89	622.0	589.6	619.7	757.6	822.0
12/3/89	623.2	594.5	621.4	758.7	822.4
12/4/89	625.4	598.7	624.0	761.9	824.1
12/5/89	626.2	603.9	626.0	764.8	822.8
12/6/89	626.5	608.4	626.9	766.3	821.1
12/7/89	627.9	612.4	629.0	769.1	820.4
12/8/89	629.7	614.6	631.8	766.0	820.0
12/9/89	630.9	615.6	634.4	761.6	817.9
12/10/89	631.7	615.4	636.2	757.7	814.4
12/11/89	633.0	614.0	637.9	754.0	812.4
12/12/89	632.7	612.7	638.8	748.6	809.0
12/13/89	633.3	613.3	639.9	746.9	807.3
12/14/89	633.2	611.6	640.2	743.0	804.5
12/15/89	634.0	612.8	642.6	739.8	803.1
12/16/89	636.6	615.1	644.5	738.8	804.8
12/17/89	637.7	618.3	646.7	739.1	804.0
12/18/89	640.1	624.8	649.9	744.4	804.8
12/19/89	640.8	628.7	650.8	746.3	803.4
12/20/89	642.1	633.0	652.6	747.7	803.3
12/21/89	643.0	637.8	654.8	746.8	802.0
12/22/89	645.0	642.3	658.7	741.2	800.2
12/23/89	646.6	649.6	662.4	741.5	797.4
12/24/89	649.3	657.3	667.9	744.8	795.5
12/25/89	651.4	661.6	672.5	747.1	794.3
12/26/89	654.0	663.4	676.4	747.8	793.6
12/27/89	656.6	662.4	679.6	745.4	793.9
12/28/89	657.1	662.3	681.1	742.8	791.9
12/29/89	659.3	663.5	684.0	740.0	792.4
12/30/89	660.5	667.7	686.7	738.4	792.2
12/31/89	667.0	677.0	694.8	742.4	797.8
1/1/90	673.5	698.6	704.6	762.5	800.7
1/2/90	681.9	711.1	716.1	774.6	805.6
1/3/90	686.6	725.7	722.3	785.8	808.2
1/4/90	693.2	741.4	730.8	796.0	812.6
1/5/90	702.3	759.2	742.9	804.6	818.6
1/6/90	714.0	775.3	759.2	810.3	826.1
1/7/90	725.0	781.7	774.0	810.3	833.1
1/8/90	732.0	780.0	783.5	805.8	836.8
1/9/90	736.1	774.3	789.2	797.8	838.2

## Daily DSM2

Date	Avg Of H3-DB2	Avg Of H4-DB1	Avg Of H4-DB2	Avg Of NAA-DB1	Avg Of NAA-DB2
1/10/90	739.4	772.3	793.9	793.6	839.0
1/11/90	741.5	772.3	797.1	791.6	838.5
1/12/90	745.3	773.4	801.6	793.0	840.8
1/13/90	749.0	775.2	805.9	795.0	842.8
1/14/90	752.1	775.9	809.2	796.3	844.6
1/15/90	755.0	778.9	812.8	799.4	845.2
1/16/90	758.2	783.5	815.9	803.9	847.5
1/17/90	759.2	785.1	816.6	806.1	847.9
1/18/90	760.9	782.9	818.3	803.3	848.5
1/19/90	761.3	774.8	818.5	793.5	847.8
1/20/90	759.1	757.4	815.6	774.2	843.3
1/21/90	754.3	739.3	809.8	755.3	836.5
1/22/90	747.1	722.8	801.3	738.3	827.5
1/23/90	741.1	706.6	794.1	721.8	819.6
1/24/90	733.5	691.1	785.3	705.3	810.7
1/25/90	729.0	680.4	779.7	694.2	804.2
1/26/90	719.8	672.1	769.0	684.8	792.3
1/27/90	714.0	661.7	762.0	672.9	786.1
1/28/90	702.8	656.1	749.1	667.0	771.5
1/29/90	688.0	646.2	732.3	655.8	754.1
1/30/90	675.3	644.9	717.9	655.3	739.4
1/31/90	672.1	632.5	713.5	644.7	734.8
2/1/90	673.0	631.3	714.1	643.3	733.1
2/2/90	662.9	605.0	702.2	610.6	719.1
2/3/90	653.1	593.5	691.0	597.5	703.8
2/4/90	638.5	577.4	674.2	576.0	685.8
2/5/90	629.7	566.5	664.1	560.9	673.0
2/6/90	624.3	563.5	657.7	556.8	664.5
2/7/90	618.2	559.5	650.4	549.7	654.2
2/8/90	614.3	553.1	645.6	542.5	647.1
2/9/90	608.5	551.3	638.8	538.8	636.2
2/10/90	603.4	547.5	632.8	533.5	628.4
2/11/90	594.7	544.8	622.9	531.6	614.2
2/12/90	589.6	544.2	616.9	530.4	607.0
2/13/90	587.5	542.3	614.2	525.5	601.4
2/14/90	584.7	539.0	610.4	520.5	596.4
2/15/90	574.5	519.8	598.9	500.3	585.3
2/16/90	565.9	526.3	589.3	506.2	574.0
2/17/90	559.6	505.9	582.0	482.7	564.7
2/18/90	556.6	500.4	578.6	471.1	559.0
2/19/90	551.6	496.4	572.7	460.6	550.2
2/20/90	541.2	486.7	561.1	450.6	538.1
2/21/90	534.9	483.0	554.0	448.3	529.9
2/22/90	533.3	485.3	551.7	447.0	527.0
2/23/90	529.5	488.4	547.3	448.3	520.6

## Daily DSM2

Date	Avg Of H3-DB2	Avg Of H4-DB1	Avg Of H4-DB2	Avg Of NAA-DB1	Avg Of NAA-DB2
2/24/90	524.7	488.5	541.8	447.9	513.9
2/25/90	519.2	487.2	535.5	446.5	504.9
2/26/90	512.6	486.5	528.0	444.8	497.5
2/27/90	509.2	481.3	524.0	438.6	493.0
2/28/90	503.5	474.2	517.5	427.5	483.7
3/1/90	502.1	470.5	515.5	420.5	481.8
3/2/90	501.3	473.1	514.2	421.6	480.4
3/3/90	501.3	478.0	513.6	423.8	479.0
3/4/90	503.9	484.5	516.0	429.0	481.2
3/5/90	506.7	490.6	518.3	433.6	482.4
3/6/90	507.3	495.0	518.5	435.3	481.5
3/7/90	509.0	499.6	520.2	438.7	483.1
3/8/90	512.5	503.2	523.4	441.1	488.0
3/9/90	514.6	506.3	525.3	442.9	487.6
3/10/90	517.6	509.5	528.2	446.1	490.7
3/11/90	519.1	512.4	529.3	448.7	490.7
3/12/90	521.9	516.2	532.1	452.6	493.2
3/13/90	526.2	519.2	536.0	454.4	496.7
3/14/90	527.6	520.8	537.1	453.9	496.1
3/15/90	530.5	520.7	539.8	452.6	498.4
3/16/90	531.4	519.1	540.3	450.9	498.0
3/17/90	533.0	517.2	541.7	449.6	499.4
3/18/90	535.7	516.2	544.1	449.2	500.6
3/19/90	537.0	516.0	545.1	448.5	500.9
3/20/90	538.0	515.7	545.9	447.5	501.0
3/21/90	538.2	514.0	545.9	445.4	501.0
3/22/90	540.0	513.3	547.6	445.4	503.1
3/23/90	540.2	513.7	547.6	446.4	502.5
3/24/90	541.9	515.9	549.1	449.1	503.9
3/25/90	543.6	518.2	550.6	451.4	505.2
3/26/90	542.7	519.3	549.4	451.6	502.7
3/27/90	542.2	518.3	548.7	450.1	501.8
3/28/90	541.0	516.5	547.2	448.5	499.3
3/29/90	540.3	514.6	546.2	446.8	498.2
3/30/90	541.5	514.8	547.2	447.4	498.7
3/31/90	541.7	514.2	547.2	445.9	497.8
4/1/90	542.4	514.6	547.6	445.4	496.9
4/2/90	543.6	515.1	548.7	445.1	497.3
4/3/90	545.0	515.1	549.9	444.9	498.3
4/4/90	546.7	514.5	551.5	446.0	498.6
4/5/90	547.1	513.9	551.7	447.3	501.1
4/6/90	548.2	512.9	552.7	448.1	501.2
4/7/90	550.0	513.2	554.4	450.1	505.2
4/8/90	551.5	514.9	555.8	453.1	507.0
4/9/90	549.9	515.4	553.9	453.5	504.8

## Daily DSM2

Date	Avg Of H3-DB2	Avg Of H4-DB1	Avg Of H4-DB2	Avg Of NAA-DB1	Avg Of NAA-DB2
4/10/90	550.9	516.5	554.8	454.4	505.7
4/11/90	550.9	516.0	554.6	454.1	505.7
4/12/90	550.3	513.8	553.8	452.7	506.0
4/13/90	550.9	511.0	554.3	451.3	506.8
4/14/90	548.4	506.3	551.5	448.1	502.9
4/15/90	548.1	501.7	551.1	445.0	504.0
4/16/90	550.6	499.0	553.6	444.1	507.6
4/17/90	551.5	498.5	554.4	445.3	509.4
4/18/90	552.8	500.5	555.6	448.2	511.2
4/19/90	553.2	502.1	556.0	450.0	511.3
4/20/90	555.0	503.9	557.8	451.2	512.2
4/21/90	552.7	504.4	555.3	452.1	511.8
4/22/90	552.6	503.3	555.1	451.5	512.1
4/23/90	551.8	503.8	554.2	453.3	513.0
4/24/90	548.7	504.3	550.9	453.6	509.7
4/25/90	546.0	504.3	548.1	452.3	505.4
4/26/90	543.8	502.6	545.8	450.3	504.9
4/27/90	542.7	499.9	544.6	448.6	503.6
4/28/90	542.0	498.5	543.8	448.6	503.3
4/29/90	543.5	498.0	545.2	449.3	505.1
4/30/90	543.5	498.5	545.2	451.4	505.5
5/1/90	542.0	497.1	543.7	452.1	504.9
5/2/90	541.6	496.8	543.3	453.1	505.1
5/3/90	539.7	496.5	541.7	453.6	504.1
5/4/90	539.0	495.6	540.4	453.5	504.4
5/5/90	535.6	492.9	537.7	451.9	501.2
5/6/90	534.3	489.3	536.9	449.5	499.6
5/7/90	527.4	484.2	530.6	445.6	495.6
5/8/90	524.2	479.6	527.7	442.4	493.4
5/9/90	520.7	476.0	524.5	440.1	490.9
5/10/90	513.0	472.4	517.7	438.5	485.1
5/11/90	512.7	470.9	517.4	438.7	485.2
5/12/90	508.8	469.5	513.8	439.1	482.7
5/13/90	507.7	468.4	513.0	439.1	482.7
5/14/90	507.9	468.4	513.2	440.6	483.3
5/15/90	507.7	468.5	513.1	441.6	483.7
5/16/90	508.3	468.3	512.5	441.7	484.8
5/17/90	507.4	467.9	513.1	441.1	484.1
5/18/90	505.6	466.4	511.6	439.4	482.9
5/19/90	504.3	463.9	510.6	436.9	482.4
5/20/90	500.4	460.6	507.0	434.1	479.3
5/21/90	495.5	456.4	502.5	430.4	475.8
5/22/90	489.0	452.6	496.1	426.5	470.0
5/23/90	484.9	451.6	492.0	425.4	466.5
5/24/90	481.6	450.8	488.7	424.8	463.3

## Daily DSM2

Date	Avg Of H3-DB2	Avg Of H4-DB1	Avg Of H4-DB2	Avg Of NAA-DB1	Avg Of NAA-DB2
5/25/90	479.6	451.1	486.6	425.4	461.5
5/26/90	476.8	449.4	483.5	423.7	458.9
5/27/90	476.6	449.6	483.3	423.5	458.9
5/28/90	477.8	452.1	484.6	426.5	460.4
5/29/90	479.1	453.5	485.8	428.6	462.0
5/30/90	481.2	455.9	488.0	430.6	464.4
5/31/90	484.3	457.4	490.8	431.3	467.2
6/1/90	483.6	455.8	490.0	427.0	466.2
6/2/90	485.5	455.4	491.6	424.5	467.4
6/3/90	483.3	454.1	489.0	421.6	463.6
6/4/90	483.7	453.1	488.9	419.6	462.6
6/5/90	484.9	453.0	489.3	419.1	462.8
6/6/90	484.2	453.7	488.1	419.6	460.3
6/7/90	483.7	454.1	486.7	420.0	458.7
6/8/90	483.5	453.6	485.9	419.4	456.9
6/9/90	485.3	454.0	487.2	420.0	458.3
6/10/90	487.0	455.7	488.6	421.4	459.5
6/11/90	489.2	455.7	490.4	421.4	461.1
6/12/90	489.6	455.4	490.4	421.4	461.2
6/13/90	492.3	454.6	493.0	421.3	464.1
6/14/90	494.2	454.4	494.7	421.8	466.2
6/15/90	497.3	453.0	497.6	421.7	469.7
6/16/90	495.1	450.0	495.0	419.2	467.6
6/17/90	498.0	449.9	497.7	419.3	467.7
6/18/90	493.1	447.6	492.1	416.4	464.2
6/19/90	492.1	445.3	490.6	413.4	462.1
6/20/90	489.6	444.3	487.7	411.9	458.6
6/21/90	487.1	444.2	484.8	411.3	454.9
6/22/90	485.9	444.3	483.3	411.0	452.9
6/23/90	486.0	445.2	483.3	411.8	452.6
6/24/90	489.0	447.0	486.1	413.9	455.8
6/25/90	488.9	447.7	485.9	415.7	456.0
6/26/90	489.9	447.0	486.8	416.2	457.2
6/27/90	491.8	446.1	488.6	416.5	459.4
6/28/90	493.8	444.4	490.5	416.1	462.0
6/29/90	496.7	444.7	493.3	417.9	465.9
6/30/90	500.2	451.6	497.4	423.7	467.9
7/1/90	501.0	450.2	497.0	435.3	471.9
7/2/90	499.8	453.5	493.1	447.2	472.8
7/3/90	499.6	458.6	491.6	458.5	475.1
7/4/90	500.6	463.8	493.6	467.5	479.2
7/5/90	501.9	468.5	493.7	476.7	484.7
7/6/90	506.0	474.2	496.6	487.9	492.9
7/7/90	508.6	480.1	499.6	501.3	500.5
7/8/90	512.8	486.1	503.0	516.6	510.2

## Daily DSM2

Date	Avg Of H3-DB2	Avg Of H4-DB1	Avg Of H4-DB2	Avg Of NAA-DB1	Avg Of NAA-DB2
7/9/90	517.5	493.4	508.4	536.0	521.7
7/10/90	522.5	502.4	513.5	557.9	532.8
7/11/90	528.2	513.5	518.4	583.0	549.0
7/12/90	535.3	526.5	525.2	606.5	572.0
7/13/90	542.7	541.8	532.8	633.6	588.3
7/14/90	551.3	558.1	540.7	655.8	606.9
7/15/90	563.2	573.8	553.1	678.9	629.9
7/16/90	575.2	587.7	565.5	702.5	654.4
7/17/90	586.9	599.7	577.8	723.2	677.7
7/18/90	602.9	612.9	593.5	750.0	705.8
7/19/90	613.5	621.1	603.5	768.3	727.7
7/20/90	624.1	630.0	613.8	792.1	749.9
7/21/90	633.9	638.7	623.3	813.4	769.4
7/22/90	642.7	648.3	632.4	842.9	791.4
7/23/90	652.1	662.1	641.9	874.2	816.4
7/24/90	663.1	676.2	651.6	896.9	840.7
7/25/90	673.8	691.0	660.8	914.6	878.2
7/26/90	684.9	707.1	671.7	935.1	897.6
7/27/90	692.7	723.4	681.7	946.5	906.7
7/28/90	704.1	738.2	693.7	956.1	922.9
7/29/90	718.7	749.9	709.4	963.0	946.7
7/30/90	731.3	757.0	721.5	963.9	960.6
7/31/90	744.0	761.6	735.4	963.1	977.2
8/1/90	758.9	762.4	747.2	952.1	981.2
8/2/90	765.9	759.6	753.5	942.5	981.7
8/3/90	771.4	753.9	759.2	932.2	981.7
8/4/90	774.8	746.9	762.2	923.1	979.5
8/5/90	778.1	742.4	765.7	917.1	978.8
8/6/90	781.9	739.4	769.3	913.5	979.5
8/7/90	783.6	738.7	771.7	913.0	979.1
8/8/90	786.0	738.2	774.7	911.2	979.1
8/9/90	787.8	741.2	777.8	911.2	978.1
8/10/90	791.4	743.7	779.9	910.4	978.4
8/11/90	793.5	745.6	781.3	908.6	976.6
8/12/90	795.4	748.3	783.5	905.9	974.4
8/13/90	798.4	749.5	786.6	898.6	971.6
8/14/90	800.5	752.9	789.0	894.6	969.2
8/15/90	801.4	752.9	790.2	887.8	965.2
8/16/90	800.0	748.8	789.3	875.3	958.0
8/17/90	798.6	746.5	788.3	864.7	950.1
8/18/90	798.8	743.0	788.9	852.4	945.0
8/19/90	797.9	740.1	788.6	841.6	938.4
8/20/90	799.4	740.1	790.7	835.9	936.0
8/21/90	798.1	740.2	790.2	829.8	929.4
8/22/90	801.3	744.4	792.1	826.7	927.7

## Daily DSM2

Date	Avg Of H3-DB2	Avg Of H4-DB1	Avg Of H4-DB2	Avg Of NAA-DB1	Avg Of NAA-DB2
8/23/90	803.6	752.8	796.9	830.5	926.2
8/24/90	805.8	756.5	798.1	827.1	921.7
8/25/90	807.5	759.2	799.5	821.4	918.7
8/26/90	810.4	764.9	802.9	819.6	913.7
8/27/90	811.4	767.8	803.8	814.3	907.0
8/28/90	813.4	770.7	807.0	808.8	901.7
8/29/90	815.6	772.9	810.0	803.1	897.8
8/30/90	816.7	772.8	810.9	796.3	892.5
8/31/90	816.2	771.8	811.5	792.6	886.1
9/1/90	816.9	767.2	812.7	787.5	882.5
9/2/90	817.8	761.5	813.6	778.6	877.8
9/3/90	817.6	757.7	812.9	772.2	871.5
9/4/90	818.4	755.0	813.5	765.6	866.5
9/5/90	818.9	756.6	814.7	764.5	861.5
9/6/90	819.0	756.3	814.2	761.2	858.1
9/7/90	817.6	758.3	813.4	758.8	851.2
9/8/90	818.3	762.0	814.6	757.3	847.0
9/9/90	819.7	765.9	815.9	756.7	841.9
9/10/90	819.7	769.7	815.9	757.1	837.1
9/11/90	820.3	770.9	816.4	754.5	833.3
9/12/90	822.4	773.2	818.5	752.3	831.1
9/13/90	823.6	777.5	820.2	751.5	827.4
9/14/90	823.1	777.5	819.8	747.8	822.8
9/15/90	822.7	775.9	820.1	743.4	818.8
9/16/90	824.6	776.2	822.3	740.9	817.5
9/17/90	827.7	779.4	825.7	742.0	817.3
9/18/90	830.0	782.6	828.6	744.4	815.9
9/19/90	830.1	786.6	829.1	745.7	813.4
9/20/90	832.8	792.7	832.4	749.4	813.7
9/21/90	834.3	797.8	834.6	753.6	813.8
9/22/90	835.1	801.7	835.9	756.9	812.7
9/23/90	838.7	809.4	840.1	763.0	814.2
9/24/90	842.7	820.2	843.9	772.2	816.3
9/25/90	848.5	830.7	850.0	782.8	819.8
9/26/90	853.2	839.0	855.0	790.9	823.5
9/27/90	856.2	843.9	858.1	794.5	825.6
9/28/90	861.2	850.0	862.8	800.3	829.6
9/29/90	866.7	856.0	868.4	805.8	834.8
9/30/90	870.9	861.3	872.7	811.8	838.5
10/1/90	874.7	861.1	876.4	817.8	843.3
10/2/90	876.1	856.6	877.8	823.0	846.7
10/3/90	878.2	851.9	879.6	832.1	852.7
10/4/90	880.2	850.1	881.2	843.8	858.9
10/5/90	883.3	850.1	883.8	855.5	866.2
10/6/90	886.6	852.7	886.1	868.3	875.3

## Daily DSM2

Date	Avg Of H3-DB2	Avg Of H4-DB1	Avg Of H4-DB2	Avg Of NAA-DB1	Avg Of NAA-DB2
10/7/90	887.9	854.4	886.8	877.2	882.3
10/8/90	889.2	853.1	887.4	886.6	890.3
10/9/90	891.3	852.3	888.5	901.1	899.8
10/10/90	894.8	853.9	891.2	915.5	908.4
10/11/90	897.1	855.8	893.0	926.2	914.9
10/12/90	898.8	856.2	893.4	937.8	924.5
10/13/90	901.6	859.3	894.8	951.9	935.3
10/14/90	904.6	864.6	896.8	965.1	943.3
10/15/90	907.8	868.9	898.7	978.1	953.4
10/16/90	913.4	880.3	902.6	994.1	965.8
10/17/90	920.3	895.7	908.0	1010.6	978.5
10/18/90	928.3	906.4	913.8	1025.2	994.2
10/19/90	935.7	911.7	919.4	1037.6	1008.1
10/20/90	941.4	913.6	923.8	1046.9	1020.1
10/21/90	948.0	916.3	928.5	1059.7	1035.8
10/22/90	954.3	919.4	933.4	1070.9	1048.7
10/23/90	957.5	917.0	935.4	1073.2	1058.2
10/24/90	960.7	912.7	937.7	1077.2	1065.9
10/25/90	962.5	908.4	938.5	1081.9	1073.9
10/26/90	966.7	905.6	941.7	1088.2	1084.4
10/27/90	970.4	904.3	944.4	1094.4	1094.4
10/28/90	971.3	901.3	944.7	1096.3	1101.3
10/29/90	972.9	896.6	945.8	1096.7	1109.2
10/30/90	972.8	885.3	944.7	1098.2	1119.4
10/31/90	976.2	879.9	945.7	1099.6	1128.3
11/1/90	972.3	870.1	941.0	1097.9	1132.6
11/2/90	969.7	862.6	937.9	1097.1	1137.7
11/3/90	963.9	853.5	931.2	1097.1	1141.0
11/4/90	958.3	845.2	924.3	1099.2	1145.6
11/5/90	957.6	838.7	920.4	1099.4	1151.4
11/6/90	950.4	830.2	914.9	1093.5	1150.2
11/7/90	950.8	824.3	912.8	1090.2	1153.1
11/8/90	950.2	821.0	914.2	1092.9	1156.9
11/9/90	948.0	820.2	911.4	1098.9	1161.3
11/10/90	942.9	820.4	905.8	1107.4	1161.5
11/11/90	940.2	819.4	902.3	1111.8	1165.0
11/12/90	937.6	811.6	899.1	1111.6	1168.6
11/13/90	933.6	808.2	894.0	1113.2	1172.4
11/14/90	929.3	802.8	888.7	1111.1	1174.8
11/15/90	926.8	799.1	882.7	1108.7	1175.5
11/16/90	920.4	796.3	878.0	1110.8	1178.1
11/17/90	917.3	794.4	873.9	1111.8	1178.8
11/18/90	913.5	796.5	869.2	1117.8	1180.5
11/19/90	915.1	803.8	870.1	1128.1	1186.2
11/20/90	911.0	799.4	865.8	1116.0	1182.5



## Daily DSM2

Date	Avg Of H3-DB2	Avg Of H4-DB1	Avg Of H4-DB2	Avg Of NAA-DB1	Avg Of NAA-DB2
11/21/90	910.2	797.9	863.2	1111.5	1182.2
11/22/90	909.8	799.1	863.2	1111.9	1182.7
11/23/90	913.9	806.6	865.3	1121.0	1189.0
11/24/90	915.2	814.2	867.2	1129.1	1193.1
11/25/90	917.9	825.8	869.3	1141.7	1198.3
11/26/90	917.1	828.4	868.1	1140.5	1196.5
11/27/90	917.3	827.3	867.9	1134.5	1195.5
11/28/90	918.0	829.0	867.6	1132.8	1195.0
11/29/90	921.3	834.6	869.5	1137.0	1197.9
11/30/90	926.2	843.1	872.8	1144.3	1198.4
12/1/90	929.6	843.9	875.6	1136.1	1197.0
12/2/90	932.3	844.1	878.1	1121.4	1191.6
12/3/90	935.4	850.6	882.6	1108.6	1189.4
12/4/90	939.2	855.4	885.2	1101.6	1188.8
12/5/90	941.7	857.7	887.8	1095.2	1185.5
12/6/90	944.3	862.4	891.0	1088.3	1181.9
12/7/90	949.4	872.2	896.2	1081.5	1182.3
12/8/90	955.8	888.4	902.7	1076.8	1184.0
12/9/90	962.3	903.6	909.1	1075.8	1180.4
12/10/90	968.4	918.4	915.3	1075.9	1177.4
12/11/90	978.9	933.1	925.5	1071.8	1176.1
12/12/90	989.1	944.4	935.8	1069.5	1172.6
12/13/90	998.7	954.3	945.9	1065.5	1165.3
12/14/90	1013.4	972.5	960.9	1061.6	1159.6
12/15/90	1023.8	992.1	971.8	1068.7	1160.1
12/16/90	1030.0	988.7	978.1	1071.5	1157.6
12/17/90	1035.5	988.3	984.0	1069.9	1152.5
12/18/90	1043.1	993.2	992.4	1066.1	1150.4
12/19/90	1048.2	1001.2	997.6	1068.3	1152.1
12/20/90	1050.9	996.9	1000.6	1069.3	1149.2
12/21/90	1054.2	992.4	1004.1	1066.8	1149.9
12/22/90	1059.5	997.1	1011.4	1065.0	1148.0
12/23/90	1065.4	1007.9	1017.4	1059.7	1146.4
12/24/90	1071.0	1023.6	1023.3	1055.8	1143.2
12/25/90	1081.9	1038.4	1034.9	1052.3	1141.9
12/26/90	1090.9	1050.4	1044.7	1045.6	1136.3
12/27/90	1101.6	1061.2	1056.9	1033.1	1126.0
12/28/90	1112.7	1070.0	1069.7	1027.2	1118.9
12/29/90	1117.7	1065.9	1075.9	1023.4	1113.8
12/30/90	1120.1	1061.1	1079.3	1015.7	1104.4
12/31/90	1124.1	1061.3	1084.8	1009.4	1104.1
1/1/91	1125.6	1059.5	1087.1	1001.5	1100.5
1/2/91	1124.6	1055.4	1086.4	993.5	1096.0
1/3/91	1126.9	1051.9	1089.0	986.9	1096.6
1/4/91	1127.4	1049.9	1089.6	984.7	1093.7

## Daily DSM2

Date	Avg Of H3-DB2	Avg Of H4-DB1	Avg Of H4-DB2	Avg Of NAA-DB1	Avg Of NAA-DB2
1/5/91	1126.7	1048.4	1089.4	984.2	1089.1
1/6/91	1126.5	1046.3	1089.7	980.4	1086.5
1/7/91	1128.8	1044.6	1092.3	976.3	1082.8
1/8/91	1126.3	1036.1	1090.6	955.7	1071.6
1/9/91	1129.2	1034.2	1093.8	950.3	1068.3
1/10/91	1126.7	1030.5	1091.9	937.7	1059.0
1/11/91	1123.5	1030.2	1089.3	930.6	1050.5
1/12/91	1121.2	1030.6	1087.6	924.9	1040.7
1/13/91	1122.9	1031.9	1089.8	920.5	1036.9
1/14/91	1120.1	1032.3	1087.3	915.2	1028.3
1/15/91	1119.1	1032.9	1086.8	909.5	1024.3
1/16/91	1120.0	1032.9	1088.0	902.4	1017.5
1/17/91	1120.5	1033.6	1088.8	898.6	1015.6
1/18/91	1119.4	1034.3	1088.1	894.4	1012.1
1/19/91	1122.1	1034.3	1090.9	891.6	1008.0
1/20/91	1122.0	1036.5	1091.2	892.0	1000.4
1/21/91	1122.0	1038.8	1091.3	892.4	1001.1
1/22/91	1120.6	1037.9	1090.5	890.0	993.2
1/23/91	1120.0	1034.4	1090.4	879.1	988.6
1/24/91	1115.8	1025.6	1087.0	860.6	972.7
1/25/91	1111.2	1018.8	1083.2	850.8	961.1
1/26/91	1106.5	1014.0	1079.2	844.0	948.3
1/27/91	1103.0	1011.4	1076.2	841.2	944.4
1/28/91	1102.3	1010.2	1075.9	839.3	938.6
1/29/91	1102.9	1010.3	1076.6	839.0	937.6
1/30/91	1101.5	1008.3	1075.6	834.7	934.6
1/31/91	1101.6	1008.4	1076.1	829.3	930.0
2/1/91	1099.3	999.2	1074.1	823.9	926.7
2/2/91	1101.3	998.6	1076.1	832.4	930.0
2/3/91	1098.0	991.8	1073.4	832.8	927.5
2/4/91	1097.6	985.7	1073.2	836.3	928.7
2/5/91	1094.6	974.5	1070.7	838.4	928.5
2/6/91	1087.3	954.1	1064.1	835.3	926.6
2/7/91	1079.2	935.5	1056.6	835.6	924.1
2/8/91	1067.4	916.4	1045.6	836.3	922.4
2/9/91	1057.9	896.5	1036.5	836.3	921.0
2/10/91	1054.9	887.4	1033.8	841.4	925.1
2/11/91	1048.6	883.6	1027.8	848.9	923.9
2/12/91	1046.0	885.0	1025.5	859.3	926.7
2/13/91	1037.9	875.7	1017.9	865.5	926.8
2/14/91	1035.2	868.7	1015.4	870.0	928.9
2/15/91	1034.9	870.1	1015.2	877.4	931.8
2/16/91	1026.4	871.0	1007.1	889.9	932.4
2/17/91	1026.0	874.0	1006.6	899.7	935.5
2/18/91	1018.0	872.5	999.4	905.6	937.0

## Daily DSM2

Date	Avg Of H3-DB2	Avg Of H4-DB1	Avg Of H4-DB2	Avg Of NAA-DB1	Avg Of NAA-DB2
2/19/91	1012.3	863.8	994.0	906.3	939.6
2/20/91	1000.7	845.9	982.9	901.7	940.0
2/21/91	988.1	824.7	970.9	895.6	940.1
2/22/91	976.4	808.5	959.7	892.2	941.0
2/23/91	959.0	795.1	942.8	890.1	938.1
2/24/91	947.7	784.3	931.9	890.3	938.0
2/25/91	944.2	781.7	928.7	891.8	939.7
2/26/91	930.8	772.4	915.7	890.1	937.9
2/27/91	929.1	759.4	914.1	882.0	938.0
2/28/91	918.8	756.5	904.0	876.4	936.6
3/1/91	915.8	763.5	901.1	875.6	938.6
3/2/91	909.0	753.6	894.6	865.3	934.7
3/3/91	898.0	747.6	884.0	853.7	934.2
3/4/91	895.7	756.8	881.8	853.0	935.8
3/5/91	892.9	755.0	879.1	850.2	932.9
3/6/91	883.4	742.5	870.0	840.5	930.0
3/7/91	874.3	730.8	861.2	829.6	927.9
3/8/91	866.3	717.4	853.4	815.7	924.0
3/9/91	856.6	704.0	843.9	800.2	918.8
3/10/91	857.5	706.3	844.8	796.4	919.3
3/11/91	844.6	698.6	832.3	786.3	913.0
3/12/91	840.9	699.9	828.6	779.2	907.6
3/13/91	834.7	696.2	822.7	777.4	906.7
3/14/91	833.2	696.8	821.3	771.9	901.2
3/15/91	827.4	703.3	815.7	766.8	896.7
3/16/91	820.9	702.9	809.5	749.6	884.8
3/17/91	816.6	712.3	805.3	745.0	874.9
3/18/91	814.4	713.9	803.3	737.4	869.2
3/19/91	803.8	709.5	793.0	730.2	853.6
3/20/91	805.7	713.5	795.0	733.0	853.5
3/21/91	803.3	719.2	792.9	732.1	846.9
3/22/91	799.3	719.0	789.3	723.4	836.3
3/23/91	801.8	719.6	791.8	722.3	838.6
3/24/91	797.6	715.1	787.9	720.6	832.9
3/25/91	795.3	715.9	785.8	719.8	832.8
3/26/91	799.3	724.1	789.8	727.2	833.9
3/27/91	800.6	738.5	791.2	739.8	833.2
3/28/91	802.5	750.5	793.4	747.9	834.7
3/29/91	803.7	756.0	794.8	751.1	831.7
3/30/91	805.6	760.0	796.8	752.8	832.0
3/31/91	805.1	759.9	796.5	748.8	825.5
4/1/91	804.3	762.7	795.9	754.1	824.7
4/2/91	804.1	761.3	796.3	755.8	823.3
4/3/91	803.4	754.0	795.6	755.9	822.8
4/4/91	800.3	741.3	793.0	751.3	820.4

## Daily DSM2

Date	Avg Of H3-DB2	Avg Of H4-DB1	Avg Of H4-DB2	Avg Of NAA-DB1	Avg Of NAA-DB2
4/5/91	798.5	724.8	791.7	744.5	818.6
4/6/91	797.7	709.8	790.7	740.3	819.6
4/7/91	794.5	698.0	787.6	736.5	818.0
4/8/91	789.3	689.6	782.6	731.8	817.1
4/9/91	786.7	682.3	781.2	725.6	817.2
4/10/91	780.7	674.0	774.5	717.7	812.1
4/11/91	769.0	664.6	763.1	706.4	806.0
4/12/91	760.8	654.2	754.8	693.6	800.1
4/13/91	751.1	646.5	745.6	682.0	792.2
4/14/91	732.6	636.6	731.2	669.1	776.2
4/15/91	723.4	630.4	718.7	662.1	767.9
4/16/91	709.3	623.6	704.3	656.3	755.0
4/17/91	702.4	619.3	698.1	652.4	748.0
4/18/91	694.8	613.8	690.1	648.7	743.0
4/19/91	689.8	605.2	685.5	642.4	739.2
4/20/91	686.4	598.0	682.1	639.6	738.0
4/21/91	684.9	591.7	680.8	636.9	735.4
4/22/91	680.4	588.3	676.4	635.5	735.9
4/23/91	674.7	585.3	672.8	636.4	732.0
4/24/91	669.1	579.1	665.6	634.5	728.0
4/25/91	665.8	573.7	662.2	633.0	726.3
4/26/91	656.2	566.3	652.7	629.9	719.5
4/27/91	649.0	558.2	645.4	625.5	714.0
4/28/91	639.2	546.4	635.8	617.3	706.1
4/29/91	627.9	533.6	624.8	607.4	699.8
4/30/91	619.2	523.9	616.0	598.3	693.3
5/1/91	606.4	514.5	603.5	588.9	682.0
5/2/91	600.8	511.0	598.6	584.9	678.6
5/3/91	597.6	508.0	595.2	582.2	674.7
5/4/91	594.8	502.5	592.5	577.4	671.5
5/5/91	593.1	496.3	590.9	571.7	670.3
5/6/91	591.0	488.1	589.3	563.1	669.8
5/7/91	586.1	481.7	583.9	556.4	665.7
5/8/91	581.9	477.9	579.8	551.7	660.0
5/9/91	575.8	472.8	573.8	543.3	655.9
5/10/91	565.7	467.6	563.9	534.9	647.4
5/11/91	552.4	463.2	550.8	526.8	632.9
5/12/91	541.2	458.9	539.8	518.7	620.7
5/13/91	529.8	456.1	528.3	514.3	606.4
5/14/91	523.0	451.5	521.5	508.0	596.5
5/15/91	515.9	448.9	514.7	503.5	589.3
5/16/91	512.4	448.0	511.2	502.4	582.1
5/17/91	509.9	447.2	508.8	502.2	581.3
5/18/91	508.2	445.3	507.1	500.4	578.9
5/19/91	508.8	441.8	507.9	494.9	579.8

## Daily DSM2

Date	Avg Of H3-DB2	Avg Of H4-DB1	Avg Of H4-DB2	Avg Of NAA-DB1	Avg Of NAA-DB2
5/20/91	508.1	438.5	507.1	489.4	578.6
5/21/91	505.1	437.8	504.1	486.0	575.4
5/22/91	503.8	437.5	502.7	483.8	572.3
5/23/91	499.2	437.3	498.2	480.2	566.2
5/24/91	495.9	436.3	495.0	475.0	561.0
5/25/91	491.4	436.3	490.5	470.7	553.2
5/26/91	487.4	435.7	486.6	466.6	546.0
5/27/91	483.8	436.1	483.0	464.1	539.0
5/28/91	483.5	436.7	482.4	461.9	536.8
5/29/91	480.2	436.5	479.4	458.9	530.2
5/30/91	479.7	437.2	479.5	457.6	528.1
5/31/91	478.2	436.4	479.4	454.5	526.8
6/1/91	476.8	433.7	476.2	439.9	522.8
6/2/91	479.9	434.2	479.1	429.4	521.5
6/3/91	480.8	434.0	480.2	419.8	516.2
6/4/91	483.4	435.6	482.7	417.8	516.2
6/5/91	484.4	438.6	483.7	419.7	510.0
6/6/91	485.2	441.5	484.5	418.5	508.1
6/7/91	483.8	442.0	483.1	411.2	495.6
6/8/91	482.2	444.2	481.4	407.9	487.5
6/9/91	479.8	445.8	479.1	403.4	475.5
6/10/91	478.7	445.9	478.0	398.0	465.8
6/11/91	478.8	445.9	478.2	394.8	456.7
6/12/91	477.4	445.8	476.7	392.1	450.3
6/13/91	476.6	445.6	475.9	389.2	445.3
6/14/91	477.0	445.7	476.3	387.9	442.3
6/15/91	478.7	446.5	478.0	388.2	443.6
6/16/91	481.1	446.7	480.3	388.3	444.1
6/17/91	483.6	446.7	482.8	391.8	445.7
6/18/91	485.7	450.0	485.0	398.9	447.8
6/19/91	487.4	451.6	486.6	402.0	446.3
6/20/91	488.8	455.0	488.1	406.2	448.8
6/21/91	489.5	459.0	488.6	409.0	446.7
6/22/91	490.6	463.1	489.8	410.8	446.4
6/23/91	491.0	465.6	490.1	411.1	447.3
6/24/91	492.6	468.3	491.7	412.5	446.0
6/25/91	494.0	470.1	493.1	413.2	447.8
6/26/91	495.8	471.3	494.8	414.4	447.6
6/27/91	497.5	472.8	496.4	416.6	451.1
6/28/91	500.9	474.7	499.9	419.7	452.7
6/29/91	501.8	475.5	500.8	421.5	454.6
6/30/91	503.8	475.6	502.9	427.4	458.2
7/1/91	508.6	477.7	507.8	438.9	464.9
7/2/91	511.6	483.2	510.9	452.6	470.4
7/3/91	513.8	489.4	513.1	464.5	475.7

## Daily DSM2

Date	Avg Of H3-DB2	Avg Of H4-DB1	Avg Of H4-DB2	Avg Of NAA-DB1	Avg Of NAA-DB2
7/4/91	517.7	496.0	517.0	475.0	481.5
7/5/91	522.1	504.7	521.4	483.8	488.7
7/6/91	526.4	510.9	525.8	492.8	497.8
7/7/91	530.2	516.0	529.7	500.9	507.7
7/8/91	532.9	519.8	532.4	508.2	515.6
7/9/91	537.4	522.0	537.0	515.2	522.7
7/10/91	539.4	524.0	538.9	523.5	529.6
7/11/91	541.7	524.8	541.4	533.4	537.1
7/12/91	544.0	525.6	543.7	546.1	545.5
7/13/91	546.9	526.5	546.6	561.1	555.0
7/14/91	549.6	528.8	549.3	576.9	563.9
7/15/91	553.0	533.7	552.9	592.1	577.1
7/16/91	557.7	540.2	557.7	604.8	587.7
7/17/91	561.5	548.1	561.6	614.0	598.6
7/18/91	566.8	556.4	567.1	623.6	611.2
7/19/91	573.0	564.9	573.3	630.8	625.8
7/20/91	577.0	570.6	577.5	637.7	635.7
7/21/91	581.5	575.1	582.1	643.9	645.0
7/22/91	586.2	579.9	587.0	650.7	655.9
7/23/91	591.2	583.8	592.0	657.5	665.1
7/24/91	594.7	585.9	595.6	663.6	671.8
7/25/91	598.9	587.5	599.9	671.5	679.7
7/26/91	602.4	589.8	603.4	681.3	688.5
7/27/91	605.7	591.7	606.7	691.3	695.6
7/28/91	609.4	594.0	610.5	702.7	704.0
7/29/91	613.8	598.3	615.1	715.1	715.8
7/30/91	617.8	604.1	619.1	726.5	725.2
7/31/91	620.5	610.3	622.1	734.3	731.5
8/1/91	625.2	616.2	627.3	738.4	738.5
8/2/91	629.0	623.5	631.6	740.9	744.7
8/3/91	633.9	630.5	636.6	744.0	750.7
8/4/91	640.0	636.2	642.9	747.6	758.2
8/5/91	645.6	640.6	648.4	750.4	764.3
8/6/91	649.6	642.3	652.4	750.3	768.3
8/7/91	652.3	642.1	655.1	747.9	770.2
8/8/91	654.6	641.4	657.4	745.0	771.6
8/9/91	657.5	641.9	660.4	743.8	773.9
8/10/91	660.0	643.6	662.8	743.9	775.5
8/11/91	663.6	646.4	666.2	745.7	778.3
8/12/91	665.8	650.1	668.3	748.2	779.4
8/13/91	670.3	657.8	672.6	754.9	783.5
8/14/91	675.2	670.3	677.7	766.3	788.0
8/15/91	680.6	681.5	683.3	774.1	792.2
8/16/91	686.8	692.1	690.1	779.6	797.6
8/17/91	692.1	702.4	695.9	784.3	801.3

## Daily DSM2

Date	Avg Of H3-DB2	Avg Of H4-DB1	Avg Of H4-DB2	Avg Of NAA-DB1	Avg Of NAA-DB2
8/18/91	698.6	712.8	702.4	789.0	805.6
8/19/91	704.6	720.3	708.9	789.6	809.1
8/20/91	710.9	724.4	714.9	787.2	811.1
8/21/91	716.3	726.0	720.4	782.2	812.5
8/22/91	721.4	727.2	725.5	776.4	813.7
8/23/91	727.0	729.1	731.5	770.7	815.3
8/24/91	730.7	729.5	734.8	764.6	815.7
8/25/91	734.6	728.4	738.6	758.5	816.0
8/26/91	738.1	727.8	742.3	752.9	815.9
8/27/91	742.3	729.3	745.7	749.9	814.3
8/28/91	745.6	730.9	750.0	746.0	815.1
8/29/91	748.4	732.9	753.0	742.5	811.3
8/30/91	751.1	735.4	756.1	739.3	808.5
8/31/91	756.8	738.1	761.7	735.9	808.4
9/1/91	761.0	741.7	765.2	733.5	804.0
9/2/91	765.9	745.3	769.7	731.4	802.9
9/3/91	767.5	744.5	771.1	724.1	798.3
9/4/91	770.2	745.1	773.7	719.1	794.4
9/5/91	772.2	745.4	775.7	715.3	790.4
9/6/91	773.4	741.6	776.8	706.9	787.1
9/7/91	774.4	738.7	777.7	698.7	783.4
9/8/91	776.0	743.5	779.1	697.7	778.9
9/9/91	780.8	752.7	783.8	703.5	779.6
9/10/91	782.8	759.6	785.5	704.6	775.8
9/11/91	787.9	769.7	790.4	708.8	775.8
9/12/91	792.9	782.5	795.2	716.8	775.6
9/13/91	799.5	794.5	801.5	723.0	775.9
9/14/91	807.1	806.7	808.9	730.5	777.9
9/15/91	811.9	818.3	813.4	738.2	778.1
9/16/91	820.6	830.4	821.8	747.0	782.5
9/17/91	828.8	842.4	829.7	756.6	785.7
9/18/91	836.1	851.1	836.7	763.3	788.1
9/19/91	843.8	856.9	844.2	768.0	792.2
9/20/91	852.6	864.0	852.7	773.0	796.3
9/21/91	857.9	869.6	857.9	778.5	800.5
9/22/91	864.5	873.0	864.2	780.9	803.1
9/23/91	872.8	879.0	872.3	785.5	807.5
9/24/91	881.6	889.3	880.9	794.0	812.7
9/25/91	892.3	899.9	891.2	802.8	818.6
9/26/91	901.9	908.3	900.6	809.7	824.5
9/27/91	912.8	916.5	911.1	816.9	831.2
9/28/91	920.6	923.4	918.7	823.3	836.4
9/29/91	928.5	928.1	926.5	827.7	842.1
9/30/91	926.8	928.6	925.0	820.8	842.7

**Daily DSM2**

Date	Avg Of H3-DB2	Avg Of H4-DB1	Avg Of H4-DB2	Avg Of NAA-DB1	Avg Of NAA-DB2
Average =	535.1	495.5	534.6	534.2	581.6



## Daily DSM2 Model Output

	DB3	DB4	DB3	DB4	DB3
Date	Avg Of B1	Avg Of B1	Avg Of B2	Avg Of B2	Avg Of H3
10/1/74	2.9	6.7	2.3	6.6	2.6
10/2/74	6.0	13.9	4.6	11.7	4.7
10/3/74	9.5	21.5	7.8	15.2	8.0
10/4/74	13.3	22.1	11.1	19.1	11.4
10/5/74	16.6	25.1	13.7	21.6	14.3
10/6/74	20.0	28.1	17.0	25.2	17.5
10/7/74	23.2	31.3	23.5	30.9	21.4
10/8/74	26.2	33.1	33.6	41.4	25.7
10/9/74	29.0	34.9	45.9	51.7	30.7
10/10/74	31.6	36.2	59.6	65.0	36.4
10/11/74	34.4	38.6	72.9	78.4	42.3
10/12/74	37.0	42.6	87.3	92.5	48.2
10/13/74	39.7	42.5	101.7	106.7	54.6
10/14/74	42.6	44.9	116.6	122.4	61.1
10/15/74	45.1	46.6	129.9	136.0	67.1
10/16/74	48.0	50.6	141.7	149.8	71.2
10/17/74	50.8	53.3	152.0	159.0	74.5
10/18/74	53.7	57.9	161.0	167.7	77.5
10/19/74	57.4	62.7	168.8	175.9	80.0
10/20/74	60.5	68.0	175.6	182.8	82.3
10/21/74	64.3	74.5	181.4	189.0	85.0
10/22/74	67.6	78.3	186.2	194.0	87.1
10/23/74	71.1	83.8	191.2	198.8	89.9
10/24/74	75.2	89.6	196.0	204.7	92.6
10/25/74	78.4	95.6	200.5	208.7	94.7
10/26/74	87.1	105.2	204.7	215.1	97.8
10/27/74	93.1	114.4	208.9	217.0	101.2
10/28/74	97.2	119.8	212.3	218.4	104.1
10/29/74	104.7	129.0	215.6	221.4	107.2
10/30/74	110.3	137.7	219.0	224.4	111.0
10/31/74	116.9	142.4	222.4	226.1	113.9
11/1/74	125.8	154.1	227.9	230.9	117.5
11/2/74	130.9	159.0	234.3	236.5	121.0
11/3/74	138.3	169.8	241.5	243.7	124.9
11/4/74	146.1	183.9	249.4	251.7	131.0
11/5/74	154.2	193.0	257.6	259.9	139.0
11/6/74	164.3	204.4	264.9	267.1	147.4
11/7/74	172.5	209.1	271.9	274.1	156.0
11/8/74	179.1	220.7	278.2	280.7	164.2
11/9/74	192.0	237.5	285.5	288.1	173.6
11/10/74	201.6	251.2	293.4	296.0	184.0
11/11/74	211.7	264.1	301.4	303.9	194.7
11/12/74	222.9	272.2	309.6	312.3	205.7
11/13/74	233.6	277.3	317.8	320.7	216.8
11/14/74	245.0	285.8	325.7	327.9	227.6

## Daily DSM2 Model Output

	DB3	DB4	DB3	DB4	DB3
Date	Avg Of B1	Avg Of B1	Avg Of B2	Avg Of B2	Avg Of H3
11/15/74	252.8	293.6	333.4	335.6	238.3
11/16/74	262.7	303.8	340.9	343.3	248.6
11/17/74	271.6	315.1	348.0	350.6	258.8
11/18/74	278.3	325.6	354.6	357.5	268.1
11/19/74	289.2	347.9	361.1	364.3	277.4
11/20/74	297.6	352.8	368.2	371.0	287.7
11/21/74	304.9	353.2	373.4	376.8	295.0
11/22/74	310.2	364.1	377.5	380.6	300.8
11/23/74	322.8	386.0	382.7	386.5	308.2
11/24/74	335.1	399.2	388.7	392.1	316.6
11/25/74	341.9	405.7	394.2	397.7	324.5
11/26/74	354.7	416.3	400.4	404.1	333.3
11/27/74	367.9	432.9	406.9	410.4	342.8
11/28/74	379.8	431.6	413.4	416.6	352.2
11/29/74	391.9	439.5	419.5	422.4	361.0
11/30/74	413.1	460.7	425.8	431.4	371.1
12/1/74	423.9	471.5	430.5	439.9	383.4
12/2/74	440.4	497.5	435.1	440.2	377.7
12/3/74	444.2	499.1	436.1	434.6	372.6
12/4/74	455.4	505.2	437.0	434.2	366.7
12/5/74	469.0	523.1	436.4	429.4	359.5
12/6/74	477.3	541.6	437.0	424.4	360.9
12/7/74	497.5	564.7	434.2	412.7	347.6
12/8/74	515.2	583.0	430.6	403.1	339.6
12/9/74	524.6	589.8	426.8	394.8	334.1
12/10/74	536.8	586.2	421.1	392.5	327.0
12/11/74	544.6	584.1	417.0	388.4	316.2
12/12/74	548.5	577.9	413.8	390.3	314.3
12/13/74	556.1	578.0	410.2	384.7	308.5
12/14/74	558.0	574.0	407.3	379.5	300.9
12/15/74	560.1	569.8	404.1	373.1	297.8
12/16/74	561.3	564.6	400.0	368.0	292.1
12/17/74	561.2	559.1	398.0	364.1	291.4
12/18/74	561.0	554.0	394.3	359.7	286.5
12/19/74	558.6	548.3	388.3	357.0	281.5
12/20/74	559.0	544.4	390.7	356.2	283.1
12/21/74	557.2	539.1	386.7	353.5	280.8
12/22/74	553.8	531.9	384.3	345.4	277.3
12/23/74	548.3	521.1	378.3	336.7	272.0
12/24/74	543.2	514.0	373.3	329.1	271.2
12/25/74	536.9	508.3	366.0	324.5	269.4
12/26/74	527.2	498.1	355.9	319.2	269.1
12/27/74	524.2	500.6	351.4	328.0	274.1
12/28/74	525.4	505.8	352.9	337.9	277.6
12/29/74	518.9	496.6	349.3	329.8	285.3

## Daily DSM2 Model Output

	DB3	DB4	DB3	DB4	DB3
Date	Avg Of B1	Avg Of B1	Avg Of B2	Avg Of B2	Avg Of H3
12/30/74	519.4	503.0	349.3	336.1	291.4
12/31/74	518.7	503.8	349.4	335.1	298.1
1/1/75	519.4	512.1	351.4	347.2	303.9
1/2/75	521.3	517.6	355.0	356.0	310.5
1/3/75	523.5	520.4	358.5	360.3	317.9
1/4/75	525.3	522.7	362.5	366.2	324.4
1/5/75	527.0	522.1	367.1	371.6	334.2
1/6/75	528.5	520.9	371.7	379.7	340.4
1/7/75	528.3	519.8	375.9	379.0	347.5
1/8/75	530.7	524.0	380.6	386.7	353.5
1/9/75	531.2	521.1	385.7	391.1	360.1
1/10/75	531.2	520.0	391.4	397.5	366.8
1/11/75	532.0	520.2	397.1	404.2	373.2
1/12/75	532.4	516.7	404.1	411.0	381.4
1/13/75	530.7	513.8	411.5	419.2	389.2
1/14/75	530.6	511.3	417.6	425.2	396.4
1/15/75	530.1	510.2	423.7	431.8	402.9
1/16/75	529.1	506.1	430.0	439.5	409.8
1/17/75	528.9	505.5	435.9	445.5	415.8
1/18/75	528.8	503.6	442.7	452.3	423.3
1/19/75	525.9	497.9	449.3	458.8	429.7
1/20/75	523.6	488.3	455.6	466.6	437.1
1/21/75	518.7	484.6	462.2	470.4	443.8
1/22/75	516.0	483.5	468.9	476.5	451.3
1/23/75	512.5	479.6	475.3	483.0	458.5
1/24/75	507.2	474.6	482.0	487.6	465.3
1/25/75	505.5	475.1	488.6	493.1	471.9
1/26/75	503.6	478.2	494.4	499.1	478.3
1/27/75	500.0	471.9	500.6	508.3	485.1
1/28/75	497.3	468.6	506.9	511.7	491.5
1/29/75	491.2	473.7	513.1	518.2	498.0
1/30/75	490.8	459.2	519.6	524.6	505.0
1/31/75	487.3	473.6	525.8	530.7	511.6
2/1/75	493.1	490.8	530.9	537.5	516.5
2/2/75	495.9	499.7	535.6	541.9	521.2
2/3/75	502.1	507.3	541.4	547.7	527.9
2/4/75	511.4	517.4	546.0	553.1	531.8
2/5/75	521.8	528.3	551.1	558.6	536.6
2/6/75	529.7	536.5	555.7	561.7	540.7
2/7/75	532.6	539.3	559.9	565.0	544.3
2/8/75	531.8	539.0	564.2	568.3	548.1
2/9/75	529.2	535.5	567.8	572.3	551.5
2/10/75	527.0	533.3	571.8	577.5	555.5
2/11/75	523.3	529.9	575.7	583.9	558.9
2/12/75	518.9	525.4	579.8	587.3	563.0

## Daily DSM2 Model Output

	DB3	DB4	DB3	DB4	DB3
Date	Avg Of B1	Avg Of B1	Avg Of B2	Avg Of B2	Avg Of H3
2/13/75	515.6	522.5	583.5	590.8	567.0
2/14/75	512.7	518.9	586.9	595.0	571.1
2/15/75	509.4	516.3	590.6	599.1	575.1
2/16/75	506.5	513.7	593.9	604.0	579.7
2/17/75	503.2	511.6	597.3	607.3	583.9
2/18/75	499.8	508.4	600.4	612.7	588.3
2/19/75	497.0	506.4	604.9	616.1	592.8
2/20/75	495.1	503.4	607.6	618.2	596.3
2/21/75	492.7	501.0	610.1	621.1	598.1
2/22/75	490.4	499.2	613.0	624.5	598.6
2/23/75	488.3	496.4	616.6	628.3	598.5
2/24/75	486.8	495.2	620.9	630.6	599.5
2/25/75	485.2	491.9	624.2	632.3	600.2
2/26/75	484.7	491.4	627.9	635.4	601.9
2/27/75	483.9	491.2	631.7	638.1	603.2
2/28/75	484.7	493.8	636.6	641.5	606.9
3/1/75	485.2	494.6	640.5	644.2	610.4
3/2/75	487.3	496.2	644.5	649.1	616.1
3/3/75	487.7	497.7	648.4	654.9	620.7
3/4/75	488.6	499.5	653.1	654.8	626.3
3/5/75	488.6	499.1	655.8	655.9	629.4
3/6/75	486.4	498.0	658.4	654.1	633.2
3/7/75	483.3	493.8	661.3	660.6	636.2
3/8/75	482.1	492.4	664.2	667.8	639.8
3/9/75	478.8	488.9	666.9	670.5	642.7
3/10/75	474.7	484.0	669.2	670.4	645.5
3/11/75	471.5	480.7	672.5	675.0	649.2
3/12/75	467.8	476.7	675.1	678.4	652.0
3/13/75	463.8	472.6	677.8	682.0	655.3
3/14/75	460.2	470.2	681.2	684.6	659.0
3/15/75	455.3	464.5	684.2	685.7	661.7
3/16/75	451.4	462.9	686.2	689.2	665.2
3/17/75	447.1	458.8	688.5	690.4	668.0
3/18/75	443.0	458.5	691.0	689.9	671.0
3/19/75	439.1	449.1	693.2	693.6	673.6
3/20/75	435.1	445.8	695.0	697.5	676.2
3/21/75	430.0	438.4	697.1	694.3	679.9
3/22/75	426.1	435.1	698.2	698.0	680.8
3/23/75	422.2	431.1	698.9	697.1	682.5
3/24/75	417.5	425.9	698.2	690.4	684.2
3/25/75	414.5	422.2	699.9	698.4	685.3
3/26/75	411.8	420.2	700.5	698.3	687.3
3/27/75	408.5	416.8	700.6	696.7	688.1
3/28/75	406.1	415.5	700.2	695.4	688.8
3/29/75	403.7	413.0	699.2	690.9	689.3

## Daily DSM2 Model Output

	DB3	DB4	DB3	DB4	DB3
Date	Avg Of B1	Avg Of B1	Avg Of B2	Avg Of B2	Avg Of H3
3/30/75	401.6	410.9	698.5	689.5	690.5
3/31/75	400.8	408.8	698.2	696.4	690.1
4/1/75	401.8	413.2	697.2	696.0	687.6
4/2/75	405.8	420.5	695.7	693.0	681.7
4/3/75	408.1	421.3	693.2	685.7	672.6
4/4/75	409.4	410.6	690.5	680.1	664.3
4/5/75	410.3	407.6	688.3	678.1	655.9
4/6/75	411.6	407.2	686.8	678.5	649.9
4/7/75	412.6	405.7	684.0	671.6	643.0
4/8/75	413.8	408.1	681.6	671.1	637.4
4/9/75	414.8	406.5	679.0	668.3	632.5
4/10/75	414.9	403.6	675.5	663.6	626.9
4/11/75	414.9	402.6	672.1	660.2	622.1
4/12/75	414.6	400.6	669.0	657.6	617.2
4/13/75	411.8	394.9	663.6	649.0	611.5
4/14/75	410.5	394.9	659.4	645.0	606.2
4/15/75	409.9	392.7	656.0	642.6	602.0
4/16/75	409.7	396.4	654.0	646.6	598.3
4/17/75	409.3	393.6	652.2	646.3	594.6
4/18/75	410.3	394.5	650.8	646.8	590.7
4/19/75	408.4	387.4	648.9	642.6	587.6
4/20/75	406.3	383.3	645.8	636.0	582.8
4/21/75	405.8	381.2	642.7	630.5	578.5
4/22/75	403.4	380.4	639.5	627.2	575.1
4/23/75	399.7	374.2	634.4	616.1	570.7
4/24/75	397.7	377.8	628.9	613.2	567.1
4/25/75	395.8	379.7	625.4	614.4	564.1
4/26/75	394.8	379.5	622.3	612.1	560.9
4/27/75	392.8	377.8	618.4	609.8	557.5
4/28/75	391.6	374.0	615.4	604.7	553.6
4/29/75	390.4	371.0	612.7	603.2	550.2
4/30/75	392.3	379.8	611.6	605.4	548.7
5/1/75	393.9	392.5	610.9	607.6	549.7
5/2/75	395.8	391.9	609.8	604.5	550.5
5/3/75	396.7	392.5	607.4	600.3	549.7
5/4/75	398.1	394.0	606.3	599.4	549.7
5/5/75	399.2	390.4	604.3	594.1	548.8
5/6/75	399.0	384.2	600.7	585.8	544.7
5/7/75	398.7	382.3	595.9	579.2	541.7
5/8/75	397.9	379.9	592.0	574.9	537.6
5/9/75	396.4	381.3	586.7	571.7	532.2
5/10/75	396.3	382.7	582.8	569.1	528.4
5/11/75	394.6	379.7	577.5	561.7	520.3
5/12/75	392.7	375.9	571.6	554.2	513.7
5/13/75	391.7	380.3	567.5	555.4	507.8

## Daily DSM2 Model Output

	DB3	DB4	DB3	DB4	DB3
Date	Avg Of B1	Avg Of B1	Avg Of B2	Avg Of B2	Avg Of H3
5/14/75	391.9	383.8	564.5	556.0	503.9
5/15/75	392.0	380.4	562.5	552.5	500.0
5/16/75	392.2	381.0	559.4	551.6	497.3
5/17/75	392.5	383.0	557.5	551.2	495.7
5/18/75	393.2	382.3	555.7	549.0	492.6
5/19/75	393.7	384.3	552.8	546.6	488.6
5/20/75	393.0	379.7	550.6	542.6	484.5
5/21/75	392.3	376.7	547.1	537.9	479.2
5/22/75	390.4	374.5	542.9	532.7	472.8
5/23/75	388.5	370.4	539.2	527.1	467.8
5/24/75	385.5	368.8	533.6	522.3	460.4
5/25/75	384.1	370.8	531.1	522.2	455.5
5/26/75	383.7	370.7	528.9	520.5	453.4
5/27/75	383.2	369.2	526.7	519.0	448.2
5/28/75	382.3	369.6	525.3	518.4	445.9
5/29/75	383.1	373.5	524.3	518.5	445.4
5/30/75	384.1	372.4	523.8	522.5	444.9
5/31/75	385.3	367.0	523.5	522.3	444.7
6/1/75	386.0	369.6	523.2	523.7	444.7
6/2/75	385.7	367.6	521.7	519.6	443.5
6/3/75	384.3	366.2	519.4	515.0	442.1
6/4/75	383.4	367.5	516.8	509.5	441.1
6/5/75	382.2	367.7	514.2	507.0	440.6
6/6/75	381.1	366.4	510.9	502.9	439.8
6/7/75	378.8	365.2	506.8	497.1	439.0
6/8/75	376.7	367.6	502.8	493.5	438.8
6/9/75	375.7	365.7	499.4	490.7	438.8
6/10/75	374.9	368.2	496.1	489.1	439.3
6/11/75	375.0	369.9	493.9	489.8	440.5
6/12/75	376.0	372.0	492.5	490.2	442.8
6/13/75	376.9	375.3	491.5	490.4	445.6
6/14/75	378.0	374.9	490.6	490.6	449.3
6/15/75	379.1	375.8	489.9	490.0	452.9
6/16/75	380.9	377.2	489.8	490.2	458.5
6/17/75	381.4	377.2	489.0	488.3	465.7
6/18/75	381.8	376.3	488.3	485.8	475.4
6/19/75	382.8	376.2	487.6	484.8	486.0
6/20/75	383.0	373.3	487.1	483.1	497.2
6/21/75	382.8	374.2	486.6	483.0	507.8
6/22/75	382.9	371.6	486.7	486.1	517.5
6/23/75	384.0	370.9	487.9	487.8	525.8
6/24/75	385.1	372.7	489.4	491.9	532.8
6/25/75	385.8	370.6	491.5	494.1	539.6
6/26/75	387.0	369.1	493.6	497.9	545.3
6/27/75	387.6	366.5	496.1	501.6	550.1

## Daily DSM2 Model Output

	DB3	DB4	DB3	DB4	DB3
Date	Avg Of B1	Avg Of B1	Avg Of B2	Avg Of B2	Avg Of H3
6/28/75	388.4	365.6	499.0	503.7	554.4
6/29/75	388.1	368.5	501.6	507.0	557.9
6/30/75	388.1	369.1	504.8	502.3	560.8
7/1/75	388.2	363.5	505.5	492.0	562.7
7/2/75	386.8	360.4	505.5	489.2	559.9
7/3/75	383.9	349.7	504.5	482.0	552.6
7/4/75	381.2	350.1	502.7	480.7	543.8
7/5/75	378.0	350.7	500.4	478.4	533.2
7/6/75	375.6	350.7	498.2	479.2	524.1
7/7/75	373.0	347.9	496.2	475.9	514.3
7/8/75	369.8	350.8	494.3	474.8	504.6
7/9/75	368.8	348.0	493.2	475.4	496.7
7/10/75	367.2	346.4	492.0	473.1	489.8
7/11/75	366.0	344.1	490.9	469.0	480.9
7/12/75	364.7	341.6	489.7	464.2	474.2
7/13/75	364.0	341.0	488.9	461.2	469.1
7/14/75	364.1	344.9	487.5	465.8	465.1
7/15/75	363.8	346.7	486.2	464.4	459.5
7/16/75	362.1	343.6	483.8	457.9	453.4
7/17/75	360.9	342.2	480.9	456.6	446.5
7/18/75	360.0	340.7	477.6	450.7	439.9
7/19/75	358.5	340.7	474.3	446.9	433.9
7/20/75	358.1	341.2	471.7	446.1	429.2
7/21/75	357.3	339.3	468.4	441.1	423.1
7/22/75	357.4	339.8	466.3	440.1	419.3
7/23/75	357.5	340.4	464.5	437.8	415.8
7/24/75	357.9	337.9	462.3	433.6	411.7
7/25/75	357.7	337.9	460.2	431.0	409.0
7/26/75	357.8	338.9	458.7	430.0	405.1
7/27/75	358.3	338.3	458.6	427.9	404.8
7/28/75	359.7	341.5	457.7	430.0	402.3
7/29/75	359.8	342.3	456.7	430.7	401.1
7/30/75	360.1	342.3	455.2	426.1	398.6
7/31/75	359.0	336.0	451.8	416.6	394.9
8/1/75	357.2	333.5	447.7	415.4	391.0
8/2/75	354.1	332.9	443.5	412.5	387.0
8/3/75	349.7	330.3	438.3	406.6	382.7
8/4/75	348.8	331.3	433.4	407.5	378.9
8/5/75	347.0	330.1	430.1	407.1	376.0
8/6/75	346.1	330.2	427.7	407.9	373.9
8/7/75	344.7	327.2	424.9	402.7	371.5
8/8/75	344.0	324.4	422.8	398.3	369.9
8/9/75	342.1	322.2	421.1	395.2	368.7
8/10/75	341.8	320.4	416.7	388.4	365.6
8/11/75	340.2	323.1	415.9	394.3	364.5

## Daily DSM2 Model Output

	DB3	DB4	DB3	DB4	DB3
Date	Avg Of B1	Avg Of B1	Avg Of B2	Avg Of B2	Avg Of H3
8/12/75	339.4	324.2	414.2	393.8	362.8
8/13/75	338.1	324.0	412.1	391.4	361.3
8/14/75	337.3	322.3	409.6	386.1	359.9
8/15/75	336.1	324.1	406.6	385.4	357.7
8/16/75	335.7	327.0	404.7	383.7	356.7
8/17/75	336.2	325.7	402.5	378.9	355.7
8/18/75	336.0	325.4	399.8	377.2	354.7
8/19/75	337.4	327.4	399.0	377.2	355.2
8/20/75	338.3	329.9	397.9	379.2	355.7
8/21/75	340.0	333.9	398.0	381.7	357.0
8/22/75	341.7	336.3	397.9	381.4	358.4
8/23/75	343.4	339.3	398.3	382.6	359.9
8/24/75	345.4	343.5	397.8	383.4	361.6
8/25/75	347.5	347.6	398.1	385.0	363.4
8/26/75	349.9	351.7	398.0	383.0	365.1
8/27/75	352.3	354.7	398.1	384.4	367.1
8/28/75	354.9	357.3	398.0	382.1	369.2
8/29/75	357.4	360.4	397.0	380.4	371.2
8/30/75	359.3	361.5	395.1	377.6	371.9
8/31/75	361.2	360.8	392.5	375.3	372.7
9/1/75	362.5	360.7	390.3	370.6	373.5
9/2/75	363.6	360.9	387.4	368.1	374.1
9/3/75	364.8	361.3	385.7	366.0	375.1
9/4/75	366.2	362.3	384.5	366.0	376.3
9/5/75	366.9	363.3	382.5	365.2	377.5
9/6/75	368.6	365.2	383.0	364.7	378.9
9/7/75	369.4	365.6	380.4	362.2	379.8
9/8/75	370.7	367.2	379.6	360.5	381.0
9/9/75	372.1	370.5	378.3	361.6	381.8
9/10/75	373.7	373.5	377.3	359.4	382.5
9/11/75	375.6	378.4	376.6	364.8	383.7
9/12/75	378.0	382.6	375.9	363.0	384.8
9/13/75	380.0	386.7	375.4	362.2	385.4
9/14/75	382.8	392.1	374.9	361.0	386.2
9/15/75	386.0	394.7	374.8	358.2	386.9
9/16/75	389.2	402.9	374.1	356.2	387.0
9/17/75	392.7	406.7	373.3	357.2	387.4
9/18/75	396.5	412.1	372.7	356.0	387.3
9/19/75	400.8	417.9	372.2	355.1	387.6
9/20/75	405.4	425.2	372.1	354.8	387.7
9/21/75	409.0	431.0	372.0	355.7	387.8
9/22/75	413.3	434.5	372.1	357.0	388.0
9/23/75	418.9	439.3	370.7	351.4	386.7
9/24/75	423.6	443.2	369.7	349.3	386.2
9/25/75	428.3	447.4	368.3	347.3	384.7



## Daily DSM2 Model Output

	DB3	DB4	DB3	DB4	DB3
Date	Avg Of B1	Avg Of B1	Avg Of B2	Avg Of B2	Avg Of H3
9/26/75	432.0	450.1	367.5	351.3	383.8
9/27/75	436.1	453.1	366.8	350.9	383.0
9/28/75	439.9	456.2	365.3	347.7	381.4
9/29/75	443.5	456.3	363.5	349.1	379.5
9/30/75	445.9	455.3	362.6	352.0	378.2
10/1/75	447.5	458.0	361.7	358.9	376.9
10/2/75	449.9	461.1	361.1	361.7	375.4
10/3/75	452.4	463.8	362.6	364.2	374.9
10/4/75	454.8	467.5	366.0	367.6	374.5
10/5/75	457.4	471.9	371.0	372.2	374.5
10/6/75	460.1	475.7	376.6	378.3	374.9
10/7/75	463.3	480.1	382.1	384.3	375.8
10/8/75	466.8	488.7	387.6	389.6	377.4
10/9/75	470.7	494.6	392.6	395.2	379.2
10/10/75	474.3	499.2	396.1	399.3	381.0
10/11/75	478.1	503.2	399.3	402.0	383.3
10/12/75	481.6	509.1	402.0	405.0	385.7
10/13/75	485.8	514.4	404.8	407.8	388.4
10/14/75	491.3	523.0	407.5	411.1	391.1
10/15/75	494.3	533.0	409.8	414.4	393.5
10/16/75	500.1	540.4	412.2	417.7	395.9
10/17/75	505.5	545.1	414.6	420.2	398.0
10/18/75	510.8	545.1	417.0	422.2	399.9
10/19/75	515.6	548.2	419.4	424.2	401.1
10/20/75	519.7	551.9	421.8	426.4	402.3
10/21/75	523.6	547.2	424.0	428.0	403.0
10/22/75	526.6	549.1	426.1	430.6	403.7
10/23/75	530.0	550.6	428.5	432.4	404.3
10/24/75	533.1	552.8	430.6	434.4	404.9
10/25/75	536.2	553.2	432.6	436.3	405.3
10/26/75	537.5	547.6	434.4	438.3	405.5
10/27/75	538.8	546.0	436.1	439.2	405.9
10/28/75	539.8	543.9	437.8	440.9	406.3
10/29/75	540.0	540.4	439.8	442.6	406.5
10/30/75	539.8	537.1	441.0	443.5	406.7
10/31/75	538.8	531.0	442.6	445.1	406.6
11/1/75	536.7	523.1	444.5	446.8	406.7
11/2/75	534.3	518.8	446.3	448.6	407.1
11/3/75	529.8	511.1	448.0	450.3	407.8
11/4/75	526.8	504.9	449.7	452.1	408.9
11/5/75	523.2	504.5	451.3	453.7	410.4
11/6/75	521.1	501.5	452.8	455.9	412.2
11/7/75	518.2	496.9	454.2	458.2	414.4
11/8/75	515.1	486.1	455.5	459.7	416.7
11/9/75	509.1	485.6	457.1	460.6	419.3

## Daily DSM2 Model Output

	DB3	DB4	DB3	DB4	DB3
Date	Avg Of B1	Avg Of B1	Avg Of B2	Avg Of B2	Avg Of H3
11/10/75	508.3	483.7	458.7	462.1	421.7
11/11/75	507.5	479.1	460.9	465.5	424.7
11/12/75	502.3	468.2	463.4	468.2	428.2
11/13/75	498.1	461.2	466.0	470.6	431.8
11/14/75	494.4	458.2	468.8	473.0	435.5
11/15/75	489.3	455.1	471.6	475.0	439.2
11/16/75	486.9	456.5	474.5	478.3	443.1
11/17/75	481.4	449.0	477.7	480.9	447.3
11/18/75	478.0	444.2	480.9	484.1	451.8
11/19/75	472.7	440.1	484.2	487.5	456.3
11/20/75	468.5	436.7	487.4	490.4	460.7
11/21/75	463.3	434.5	490.4	493.5	464.8
11/22/75	460.8	434.1	493.1	496.2	468.4
11/23/75	457.4	428.9	495.7	499.0	471.9
11/24/75	453.5	424.5	498.3	502.5	475.4
11/25/75	448.8	426.0	500.8	504.4	478.7
11/26/75	448.8	426.9	503.4	506.9	482.1
11/27/75	444.2	423.7	505.9	509.1	485.3
11/28/75	443.2	428.9	508.0	511.4	488.1
11/29/75	442.4	427.7	510.2	513.7	490.8
11/30/75	439.8	425.8	512.8	516.1	494.2
12/1/75	436.2	422.1	515.6	518.7	497.3
12/2/75	435.4	426.7	518.0	520.3	486.1
12/3/75	435.8	430.9	520.1	521.4	471.0
12/4/75	436.3	433.7	522.1	522.6	450.3
12/5/75	438.1	438.4	523.7	525.3	440.0
12/6/75	440.3	443.8	525.4	527.0	426.3
12/7/75	443.0	451.2	527.1	529.2	412.0
12/8/75	447.4	457.5	529.1	531.0	401.6
12/9/75	450.4	462.5	530.8	532.2	396.0
12/10/75	452.5	466.7	532.8	534.1	390.2
12/11/75	458.4	470.6	534.5	535.8	366.6
12/12/75	460.7	472.4	536.0	536.4	363.2
12/13/75	462.5	473.0	537.7	538.9	354.0
12/14/75	465.5	475.2	539.4	539.4	342.5
12/15/75	467.8	471.3	541.3	539.1	325.1
12/16/75	468.0	467.2	542.9	540.4	321.0
12/17/75	467.9	464.4	544.2	540.4	312.5
12/18/75	467.5	462.9	545.2	541.1	308.2
12/19/75	468.1	465.1	546.2	542.5	306.5
12/20/75	469.6	471.8	547.4	544.4	304.3
12/21/75	472.9	481.7	548.8	547.6	301.6
12/22/75	476.3	493.8	550.5	549.9	300.2
12/23/75	485.3	507.4	552.7	552.6	297.7
12/24/75	490.4	519.5	555.0	554.3	298.9

## Daily DSM2 Model Output

	DB3	DB4	DB3	DB4	DB3
Date	Avg Of B1	Avg Of B1	Avg Of B2	Avg Of B2	Avg Of H3
12/25/75	497.4	536.9	557.2	554.9	299.5
12/26/75	508.5	556.8	559.0	555.7	300.9
12/27/75	521.4	575.2	560.3	556.2	303.8
12/28/75	534.7	594.0	561.0	559.1	308.6
12/29/75	549.6	607.5	561.3	555.3	314.8
12/30/75	564.4	624.9	562.2	555.5	321.7
12/31/75	580.5	645.9	563.9	559.2	326.5
1/1/76	591.6	651.1	566.3	565.1	330.6
1/2/76	605.7	675.1	569.3	569.0	335.9
1/3/76	621.0	699.6	572.5	573.3	341.5
1/4/76	636.5	724.1	576.2	578.1	346.7
1/5/76	660.9	745.5	579.7	583.5	351.1
1/6/76	675.7	766.9	583.6	589.1	356.0
1/7/76	684.2	794.5	588.1	593.3	361.7
1/8/76	702.6	809.5	592.8	596.7	369.1
1/9/76	725.2	827.0	596.9	600.6	374.6
1/10/76	739.6	861.7	600.6	604.4	380.1
1/11/76	771.7	867.4	604.8	613.4	387.2
1/12/76	780.7	864.0	608.9	611.1	393.9
1/13/76	792.5	862.2	612.1	612.1	399.7
1/14/76	802.0	855.7	615.3	615.0	405.8
1/15/76	811.8	853.5	618.4	618.3	412.5
1/16/76	819.5	851.8	621.6	619.7	418.7
1/17/76	824.8	849.8	624.3	622.3	424.8
1/18/76	829.1	848.5	627.0	626.6	430.8
1/19/76	832.9	849.3	629.8	630.4	436.1
1/20/76	838.5	851.9	632.9	634.6	441.4
1/21/76	840.5	852.3	636.4	638.1	447.6
1/22/76	843.5	854.0	640.2	641.6	454.6
1/23/76	845.8	854.5	643.4	644.1	460.7
1/24/76	849.0	856.0	646.8	647.1	466.9
1/25/76	851.2	855.9	650.0	650.8	472.7
1/26/76	852.4	854.1	653.1	654.0	478.4
1/27/76	852.7	849.4	656.2	656.7	485.1
1/28/76	852.3	844.6	659.3	658.2	491.0
1/29/76	851.3	841.1	661.9	661.3	496.9
1/30/76	850.4	837.1	664.8	665.2	502.0
1/31/76	849.8	839.6	668.7	670.1	508.7
2/1/76	849.6	832.7	672.7	673.9	514.8
2/2/76	848.3	832.3	676.7	678.3	519.9
2/3/76	847.6	830.9	680.4	682.0	521.8
2/4/76	848.0	833.6	684.1	686.3	523.6
2/5/76	849.1	835.7	687.4	692.0	524.7
2/6/76	850.0	836.3	691.1	693.4	524.3
2/7/76	849.7	833.2	694.3	695.9	522.7

## Daily DSM2 Model Output

	DB3	DB4	DB3	DB4	DB3
Date	Avg Of B1	Avg Of B1	Avg Of B2	Avg Of B2	Avg Of H3
2/8/76	847.7	829.5	697.3	695.5	518.4
2/9/76	849.7	836.3	701.0	700.9	518.7
2/10/76	850.3	837.0	703.7	704.2	517.6
2/11/76	849.4	831.4	706.2	705.1	514.5
2/12/76	847.4	828.9	708.4	706.6	510.0
2/13/76	845.6	826.1	710.7	709.6	510.4
2/14/76	844.1	821.9	712.9	712.0	508.0
2/15/76	841.7	818.3	715.2	713.9	507.8
2/16/76	836.7	814.6	717.3	717.6	503.6
2/17/76	836.3	811.7	719.9	720.4	503.5
2/18/76	834.1	809.5	721.9	721.2	501.7
2/19/76	831.2	808.3	724.9	725.4	499.3
2/20/76	829.1	801.8	727.4	727.3	496.2
2/21/76	825.1	791.0	729.6	728.0	494.1
2/22/76	816.1	775.8	731.9	728.2	488.2
2/23/76	813.7	771.7	734.5	733.1	485.6
2/24/76	811.2	768.2	736.7	736.0	484.7
2/25/76	804.0	754.9	738.9	737.8	481.1
2/26/76	799.0	744.9	741.1	739.2	481.7
2/27/76	792.5	736.5	743.3	742.1	478.3
2/28/76	778.1	720.5	744.6	740.6	473.2
2/29/76	770.1	723.5	746.8	742.1	472.1
3/1/76	771.7	726.4	748.0	736.9	473.7
3/2/76	768.8	734.6	748.3	735.8	473.2
3/3/76	768.3	739.5	748.9	736.6	475.5
3/4/76	767.8	735.3	749.6	732.4	476.7
3/5/76	763.9	733.0	748.7	730.4	476.6
3/6/76	760.5	723.7	748.0	722.3	477.1
3/7/76	756.7	709.1	742.4	709.9	476.4
3/8/76	750.6	700.9	740.2	700.5	473.7
3/9/76	745.0	690.2	733.8	688.2	472.6
3/10/76	740.3	688.7	732.2	687.5	470.2
3/11/76	734.3	690.1	728.0	689.4	471.0
3/12/76	729.5	687.1	725.8	689.5	471.2
3/13/76	722.9	674.8	720.8	683.6	470.3
3/14/76	717.0	669.6	717.2	681.9	469.7
3/15/76	708.0	656.0	715.1	674.8	468.1
3/16/76	699.9	646.9	708.2	665.9	466.1
3/17/76	693.5	640.5	703.3	661.0	465.5
3/18/76	686.6	645.3	700.7	670.2	464.6
3/19/76	680.1	642.2	696.5	669.7	464.3
3/20/76	673.1	627.9	693.4	663.4	464.4
3/21/76	665.0	610.7	690.1	656.6	463.2
3/22/76	657.1	603.0	686.5	655.0	462.2
3/23/76	655.0	595.4	686.5	652.5	461.7

## Daily DSM2 Model Output

	DB3	DB4	DB3	DB4	DB3
Date	Avg Of B1	Avg Of B1	Avg Of B2	Avg Of B2	Avg Of H3
3/24/76	648.7	588.5	685.8	653.3	462.2
3/25/76	643.0	584.5	683.8	651.7	461.7
3/26/76	634.9	574.7	681.6	644.8	460.0
3/27/76	634.2	571.8	679.9	639.4	461.0
3/28/76	622.8	566.6	676.5	640.0	458.8
3/29/76	617.4	557.5	674.5	635.7	458.2
3/30/76	610.2	545.2	670.9	628.0	457.1
3/31/76	607.8	556.0	667.9	628.7	457.3
4/1/76	601.6	561.7	663.7	617.6	457.7
4/2/76	597.2	561.6	659.9	608.1	458.2
4/3/76	593.0	565.0	654.8	607.7	459.5
4/4/76	590.1	566.4	648.8	603.3	461.5
4/5/76	587.3	564.6	645.5	599.2	463.5
4/6/76	584.5	558.0	637.5	588.2	465.7
4/7/76	582.0	556.2	636.3	587.1	468.0
4/8/76	582.5	566.8	637.2	596.2	470.9
4/9/76	581.1	558.1	633.1	582.3	473.5
4/10/76	578.9	560.6	631.0	588.0	475.8
4/11/76	577.9	558.2	628.5	583.1	478.7
4/12/76	575.6	555.8	621.9	583.0	480.7
4/13/76	572.9	552.0	620.4	577.9	482.7
4/14/76	569.2	552.8	614.7	580.7	484.0
4/15/76	569.9	560.6	615.4	587.6	487.9
4/16/76	568.1	558.9	612.7	585.1	490.8
4/17/76	566.8	554.6	610.3	581.9	494.4
4/18/76	566.2	556.4	610.7	584.1	497.7
4/19/76	566.2	558.2	610.3	581.3	501.4
4/20/76	566.2	553.9	608.3	574.6	505.0
4/21/76	566.3	550.8	607.0	574.4	508.3
4/22/76	566.1	552.9	606.8	572.9	511.1
4/23/76	566.7	554.2	605.8	572.7	514.1
4/24/76	566.8	557.1	605.2	573.7	517.0
4/25/76	566.8	553.8	600.8	564.7	519.8
4/26/76	564.6	542.7	596.5	553.6	521.4
4/27/76	562.9	541.1	591.4	552.3	522.7
4/28/76	562.1	547.2	591.0	557.4	524.9
4/29/76	560.6	546.3	586.6	553.8	525.6
4/30/76	559.8	544.8	585.0	554.9	527.6
5/1/76	557.1	542.6	582.6	559.9	528.1
5/2/76	556.0	538.8	581.1	556.8	529.2
5/3/76	553.9	536.6	578.7	556.6	529.4
5/4/76	552.5	537.4	578.3	559.5	530.9
5/5/76	551.7	537.7	578.0	560.3	532.2
5/6/76	550.8	534.0	577.2	559.1	533.4
5/7/76	548.9	532.5	576.0	558.3	533.6

## Daily DSM2 Model Output

	DB3	DB4	DB3	DB4	DB3
Date	Avg Of B1	Avg Of B1	Avg Of B2	Avg Of B2	Avg Of H3
5/8/76	548.0	530.9	575.5	556.2	534.3
5/9/76	545.9	528.3	574.1	554.2	534.5
5/10/76	543.1	526.1	572.0	552.3	533.7
5/11/76	540.3	520.3	569.8	547.1	532.8
5/12/76	533.6	513.6	565.5	542.2	529.5
5/13/76	531.0	510.7	562.5	539.5	527.8
5/14/76	527.1	508.2	557.5	537.7	526.3
5/15/76	524.4	512.8	556.4	540.2	525.0
5/16/76	523.7	515.3	556.8	545.3	525.4
5/17/76	523.3	517.5	557.0	549.1	526.3
5/18/76	523.5	520.2	557.7	550.6	527.6
5/19/76	523.9	521.4	558.2	551.6	528.8
5/20/76	523.6	520.3	558.3	550.6	529.6
5/21/76	524.2	520.2	558.8	550.4	531.0
5/22/76	524.4	518.1	559.2	547.3	531.9
5/23/76	523.4	514.7	558.3	544.6	531.8
5/24/76	522.7	511.6	557.7	542.8	531.9
5/25/76	520.8	507.4	555.9	537.0	530.9
5/26/76	518.7	502.9	553.8	533.7	529.4
5/27/76	516.9	504.9	551.9	536.3	528.6
5/28/76	514.6	503.2	550.5	534.1	527.2
5/29/76	512.2	501.1	548.3	532.9	525.6
5/30/76	510.6	498.9	546.9	531.9	524.2
5/31/76	509.1	502.6	546.0	535.3	523.7
6/1/76	507.2	497.5	544.6	532.7	522.5
6/2/76	505.4	497.0	543.3	532.9	521.3
6/3/76	503.9	496.9	542.3	533.6	520.4
6/4/76	502.8	495.3	541.6	533.0	519.7
6/5/76	501.6	493.8	540.8	531.8	519.0
6/6/76	499.6	487.6	539.5	526.2	517.6
6/7/76	496.9	481.8	537.3	521.0	515.4
6/8/76	493.3	478.0	534.5	517.9	512.4
6/9/76	489.4	474.1	531.1	514.3	508.9
6/10/76	485.6	468.8	527.9	509.5	505.6
6/11/76	481.8	467.2	524.7	508.5	502.3
6/12/76	478.9	467.5	522.3	508.9	499.8
6/13/76	476.9	466.4	520.8	508.2	498.1
6/14/76	475.3	466.0	519.7	507.9	496.9
6/15/76	474.3	466.1	519.0	507.9	496.2
6/16/76	473.7	468.1	518.7	510.1	495.9
6/17/76	473.9	471.6	519.0	513.9	496.3
6/18/76	474.3	473.1	519.5	515.4	496.9
6/19/76	474.6	472.4	519.9	514.3	497.4
6/20/76	474.3	469.7	519.6	511.8	497.4
6/21/76	473.8	468.9	519.1	510.8	497.3

## Daily DSM2 Model Output

	DB3	DB4	DB3	DB4	DB3
Date	Avg Of B1	Avg Of B1	Avg Of B2	Avg Of B2	Avg Of H3
6/22/76	473.2	465.8	518.4	507.2	496.9
6/23/76	471.5	461.8	516.6	502.7	495.6
6/24/76	469.5	457.6	514.5	498.1	494.0
6/25/76	466.8	454.5	511.6	494.6	491.5
6/26/76	465.0	453.7	509.5	493.7	490.0
6/27/76	463.3	454.6	507.6	494.5	488.5
6/28/76	462.0	455.6	506.1	495.5	487.3
6/29/76	461.6	459.4	505.5	499.7	487.0
6/30/76	461.9	460.6	505.4	499.3	487.3
7/1/76	460.7	450.3	504.0	488.8	485.9
7/2/76	461.2	440.7	504.1	479.9	486.2
7/3/76	459.1	435.0	501.2	475.3	483.3
7/4/76	456.2	432.5	498.7	471.9	480.3
7/5/76	453.0	430.7	494.6	468.3	476.1
7/6/76	450.4	430.5	491.1	465.7	472.8
7/7/76	447.7	432.5	486.7	465.2	469.2
7/8/76	445.9	434.5	483.4	465.1	466.9
7/9/76	445.2	437.5	481.2	465.0	465.4
7/10/76	445.3	440.9	479.6	465.5	464.5
7/11/76	446.1	444.3	478.7	465.4	465.1
7/12/76	447.9	450.2	478.4	466.9	466.4
7/13/76	449.9	456.3	478.2	467.4	468.2
7/14/76	453.4	464.5	478.2	469.1	471.8
7/15/76	457.1	472.9	479.2	471.1	474.6
7/16/76	461.5	484.3	480.1	475.0	478.8
7/17/76	465.1	491.3	481.3	477.2	482.2
7/18/76	470.0	502.1	482.5	479.7	487.0
7/19/76	476.8	507.8	483.9	481.9	493.5
7/20/76	483.1	518.2	485.1	482.6	500.3
7/21/76	489.2	525.6	485.6	479.8	506.4
7/22/76	496.1	526.2	485.6	480.2	512.3
7/23/76	502.9	533.4	485.5	480.3	518.3
7/24/76	509.0	535.4	484.9	477.1	524.8
7/25/76	514.0	537.9	484.0	473.9	529.2
7/26/76	518.2	539.0	483.1	473.2	533.5
7/27/76	521.9	540.8	482.3	471.7	536.9
7/28/76	526.4	544.1	481.4	470.0	540.7
7/29/76	529.8	547.2	480.1	466.2	544.1
7/30/76	533.4	550.7	479.5	465.5	547.7
7/31/76	536.6	553.0	478.7	467.0	549.9
8/1/76	538.9	556.8	477.3	466.3	552.4
8/2/76	542.9	558.6	475.6	466.3	555.6
8/3/76	545.8	561.1	474.2	464.6	558.5
8/4/76	549.1	562.1	471.6	460.0	561.5
8/5/76	551.5	560.9	468.8	457.2	563.4

## Daily DSM2 Model Output

	DB3	DB4	DB3	DB4	DB3
Date	Avg Of B1	Avg Of B1	Avg Of B2	Avg Of B2	Avg Of H3
8/6/76	553.4	559.6	466.7	453.6	564.7
8/7/76	554.0	556.6	463.2	448.4	565.1
8/8/76	554.4	555.6	460.4	445.0	564.9
8/9/76	554.6	553.7	458.6	442.7	564.8
8/10/76	554.9	553.8	456.6	442.0	564.6
8/11/76	555.7	555.7	455.2	439.6	564.8
8/12/76	556.9	558.7	452.0	435.6	565.4
8/13/76	558.1	563.0	453.2	434.4	566.5
8/14/76	560.2	568.1	451.3	433.1	567.8
8/15/76	562.5	574.3	450.2	431.3	569.4
8/16/76	565.4	578.1	447.3	429.3	571.9
8/17/76	568.7	582.0	446.2	425.2	574.6
8/18/76	571.3	585.8	443.7	421.4	576.7
8/19/76	574.4	588.4	440.7	420.0	579.4
8/20/76	577.1	590.5	438.1	417.3	581.5
8/21/76	579.8	591.4	435.0	414.6	583.7
8/22/76	581.7	593.4	433.0	414.8	585.5
8/23/76	584.0	597.1	430.4	411.1	587.5
8/24/76	587.0	602.0	427.9	408.3	589.9
8/25/76	590.1	606.4	425.8	407.3	592.4
8/26/76	592.7	612.6	424.0	405.0	595.1
8/27/76	597.5	618.8	421.2	399.8	599.1
8/28/76	601.6	623.7	418.6	397.9	602.8
8/29/76	605.8	628.3	415.9	397.8	606.3
8/30/76	610.5	633.0	414.0	396.3	611.0
8/31/76	613.0	631.4	411.4	396.3	614.1
9/1/76	615.7	633.7	409.1	392.2	615.9
9/2/76	618.5	634.2	406.0	389.9	618.7
9/3/76	621.1	636.8	403.6	385.3	620.9
9/4/76	623.2	640.1	400.6	380.5	623.4
9/5/76	625.4	642.8	399.0	378.8	626.0
9/6/76	627.4	645.2	397.2	377.8	627.8
9/7/76	629.4	648.7	395.5	376.4	630.2
9/8/76	631.7	651.4	393.4	375.2	632.7
9/9/76	634.6	656.4	392.6	372.0	635.5
9/10/76	636.6	659.6	391.4	373.2	638.0
9/11/76	639.2	661.6	391.5	377.3	640.5
9/12/76	642.0	670.4	390.7	372.8	643.8
9/13/76	645.8	676.1	389.1	370.0	647.8
9/14/76	650.9	682.8	387.7	367.0	653.4
9/15/76	655.4	684.5	386.1	370.0	657.4
9/16/76	658.8	690.4	385.2	369.9	660.8
9/17/76	663.2	696.4	383.6	367.0	665.4
9/18/76	669.0	701.6	381.5	363.5	671.1
9/19/76	673.1	704.1	380.5	360.6	674.6



## Daily DSM2 Model Output

	DB3	DB4	DB3	DB4	DB3
Date	Avg Of B1	Avg Of B1	Avg Of B2	Avg Of B2	Avg Of H3
9/20/76	677.3	705.5	378.4	360.2	678.4
9/21/76	680.2	708.7	377.2	358.6	681.0
9/22/76	683.2	709.8	376.0	357.1	683.6
9/23/76	686.8	711.7	374.1	354.8	686.9
9/24/76	690.7	713.7	372.0	353.1	690.4
9/25/76	694.2	717.2	370.2	351.9	693.6
9/26/76	697.1	720.2	368.3	351.5	696.3
9/27/76	700.8	725.4	366.1	350.4	700.0
9/28/76	704.4	731.1	364.6	350.0	704.1
9/29/76	707.6	734.8	364.0	352.6	706.3
9/30/76	711.6	740.4	363.9	354.4	708.8
10/1/76	718.2	752.8	363.5	357.4	712.4
10/2/76	723.6	765.2	363.9	358.3	714.3
10/3/76	730.7	784.1	364.2	359.8	717.3
10/4/76	742.8	802.8	364.5	360.9	721.8
10/5/76	751.1	819.4	365.3	362.0	724.4
10/6/76	763.3	833.4	365.7	363.4	727.4
10/7/76	769.3	843.9	366.5	365.9	730.2
10/8/76	779.4	861.2	367.5	366.9	734.1
10/9/76	793.7	868.9	368.3	368.7	738.3
10/10/76	801.1	873.9	369.1	369.7	741.6
10/11/76	810.5	880.3	369.9	370.1	746.3
10/12/76	817.9	883.4	370.7	371.1	749.9
10/13/76	827.1	887.4	371.7	372.4	755.0
10/14/76	834.3	885.8	372.7	372.9	759.6
10/15/76	840.3	877.3	373.7	373.1	764.1
10/16/76	844.5	875.2	374.6	372.2	770.1
10/17/76	848.6	869.2	375.2	371.5	776.3
10/18/76	849.8	865.3	375.6	370.3	779.2
10/19/76	850.8	862.2	375.7	369.1	784.3
10/20/76	850.6	857.6	375.7	366.5	784.0
10/21/76	849.9	853.0	375.1	365.7	784.3
10/22/76	848.5	850.5	374.7	366.0	783.3
10/23/76	846.9	848.8	374.6	367.1	780.9
10/24/76	845.4	847.7	374.3	369.1	777.9
10/25/76	843.9	846.9	374.5	369.2	774.2
10/26/76	842.6	847.2	374.8	369.7	770.0
10/27/76	842.5	848.9	375.5	371.0	766.5
10/28/76	842.6	851.0	376.4	373.2	763.0
10/29/76	843.8	853.1	377.3	374.9	759.7
10/30/76	845.2	856.9	378.4	376.4	755.7
10/31/76	846.5	858.3	379.1	377.1	753.2
11/1/76	847.2	860.5	379.8	374.8	748.5
11/2/76	847.9	861.3	380.3	375.0	742.3
11/3/76	849.4	863.7	380.6	372.7	736.7

## Daily DSM2 Model Output

	DB3	DB4	DB3	DB4	DB3
Date	Avg Of B1	Avg Of B1	Avg Of B2	Avg Of B2	Avg Of H3
11/4/76	850.9	864.8	380.3	371.0	727.2
11/5/76	851.2	863.7	380.5	371.7	723.4
11/6/76	851.9	861.8	380.9	373.4	717.2
11/7/76	851.9	860.8	381.3	374.9	711.8
11/8/76	851.7	859.2	381.8	374.7	704.7
11/9/76	850.9	856.3	382.3	376.5	698.8
11/10/76	850.6	854.6	382.7	377.1	689.2
11/11/76	849.9	853.2	383.9	378.5	684.6
11/12/76	849.5	852.4	384.5	380.4	679.1
11/13/76	849.3	852.9	385.6	383.0	676.1
11/14/76	849.3	852.1	386.7	384.3	671.7
11/15/76	849.0	852.0	387.7	384.5	669.3
11/16/76	848.7	851.5	388.8	384.9	663.2
11/17/76	848.0	851.0	389.4	384.5	657.8
11/18/76	846.9	849.7	390.2	384.3	652.9
11/19/76	845.6	848.0	390.5	384.3	647.2
11/20/76	843.8	845.5	391.2	386.4	642.4
11/21/76	841.7	842.3	391.4	386.8	636.5
11/22/76	839.4	838.8	392.4	388.5	633.0
11/23/76	836.9	835.5	393.4	389.8	628.2
11/24/76	834.6	832.1	394.4	391.9	625.3
11/25/76	832.6	830.0	395.6	393.3	622.1
11/26/76	831.7	830.6	396.9	395.9	620.3
11/27/76	831.3	832.4	398.0	398.0	619.4
11/28/76	830.9	834.5	399.3	398.6	619.3
11/29/76	831.2	838.5	400.5	399.2	618.3
11/30/76	833.5	844.8	401.7	400.2	618.6
12/1/76	835.0	849.7	403.2	401.9	619.8
12/2/76	839.6	857.2	404.4	402.7	622.5
12/3/76	843.2	863.9	405.7	403.1	625.4
12/4/76	845.1	865.8	407.2	405.4	627.6
12/5/76	849.2	868.5	408.5	407.3	631.3
12/6/76	851.3	870.2	410.2	409.5	632.1
12/7/76	852.5	872.7	412.0	411.6	635.8
12/8/76	854.1	870.5	413.9	414.4	638.2
12/9/76	855.3	871.2	415.6	416.9	640.2
12/10/76	857.0	874.3	417.5	419.0	642.7
12/11/76	858.9	875.5	419.5	422.1	645.7
12/12/76	861.0	875.2	421.3	424.2	648.7
12/13/76	861.0	874.1	423.0	425.2	649.5
12/14/76	862.8	875.4	425.0	427.7	652.6
12/15/76	864.7	877.3	427.0	428.4	656.0
12/16/76	866.0	876.1	428.6	429.4	659.3
12/17/76	866.5	872.3	430.1	428.8	662.0
12/18/76	865.8	868.5	431.3	430.3	663.5

## Daily DSM2 Model Output

	DB3	DB4	DB3	DB4	DB3
Date	Avg Of B1	Avg Of B1	Avg Of B2	Avg Of B2	Avg Of H3
12/19/76	864.6	865.3	432.7	431.6	664.5
12/20/76	862.5	861.0	434.1	433.2	665.4
12/21/76	860.1	857.0	435.4	435.0	665.7
12/22/76	857.7	854.0	436.9	436.7	666.3
12/23/76	856.0	852.4	438.5	440.3	666.8
12/24/76	855.0	852.0	439.9	440.9	667.8
12/25/76	854.3	852.0	441.5	442.8	669.1
12/26/76	853.8	853.1	443.2	444.3	670.7
12/27/76	853.7	855.6	444.9	447.2	672.7
12/28/76	854.1	859.8	446.4	449.3	675.4
12/29/76	857.1	867.1	447.7	445.9	682.8
12/30/76	859.1	871.1	448.8	447.2	686.3
12/31/76	862.9	879.9	451.5	452.9	692.6
1/1/77	872.3	898.8	455.3	456.3	708.3
1/2/77	874.1	897.4	458.8	461.8	711.9
1/3/77	880.9	904.4	462.3	466.8	722.2
1/4/77	887.3	920.2	466.4	475.7	734.6
1/5/77	894.1	920.6	470.1	474.7	741.1
1/6/77	901.3	929.1	474.1	478.8	752.5
1/7/77	907.2	936.7	478.3	482.9	763.4
1/8/77	911.4	942.2	482.1	488.2	769.9
1/9/77	917.3	952.7	485.9	492.9	780.0
1/10/77	925.8	955.7	490.9	497.8	791.7
1/11/77	930.6	958.9	494.4	500.8	799.2
1/12/77	936.5	965.6	499.0	504.9	805.8
1/13/77	942.6	968.4	503.4	509.1	817.1
1/14/77	949.2	970.4	508.1	523.9	826.3
1/15/77	953.0	967.7	512.2	516.2	832.9
1/16/77	954.8	966.4	516.3	520.1	839.3
1/17/77	957.3	964.8	520.4	523.8	845.4
1/18/77	958.0	962.3	524.3	527.4	849.0
1/19/77	958.5	959.6	528.2	531.6	852.5
1/20/77	959.2	958.5	532.3	536.6	856.4
1/21/77	959.6	958.0	536.2	540.6	860.8
1/22/77	960.6	958.5	540.1	545.2	865.1
1/23/77	961.4	959.9	543.8	550.7	869.8
1/24/77	962.4	960.8	548.2	555.9	874.5
1/25/77	963.4	962.2	551.5	556.3	877.7
1/26/77	964.7	962.9	555.6	560.6	882.7
1/27/77	965.9	963.5	559.6	565.6	889.5
1/28/77	967.0	963.8	563.6	567.4	893.7
1/29/77	967.8	965.1	566.9	570.9	897.3
1/30/77	968.2	963.8	570.8	574.4	900.9
1/31/77	969.1	965.9	575.1	579.7	903.9
2/1/77	969.6	969.1	579.5	583.3	906.7

## Daily DSM2 Model Output

	DB3	DB4	DB3	DB4	DB3
Date	Avg Of B1	Avg Of B1	Avg Of B2	Avg Of B2	Avg Of H3
2/2/77	969.8	971.1	583.7	588.0	909.2
2/3/77	970.1	971.4	587.9	591.4	911.5
2/4/77	970.2	972.5	591.9	596.2	913.1
2/5/77	970.6	971.9	595.7	599.3	915.0
2/6/77	970.7	970.2	599.6	601.8	916.9
2/7/77	970.7	968.7	603.1	604.0	918.7
2/8/77	971.2	970.4	606.7	608.6	920.5
2/9/77	971.6	971.8	610.7	613.0	922.2
2/10/77	971.9	971.3	614.2	616.1	923.8
2/11/77	971.7	968.6	617.5	616.6	925.4
2/12/77	970.0	964.4	620.3	617.7	925.8
2/13/77	967.6	958.4	622.6	617.5	925.2
2/14/77	965.9	957.2	625.3	621.7	925.0
2/15/77	965.1	957.6	627.9	625.1	925.3
2/16/77	963.8	954.5	630.7	626.6	925.0
2/17/77	962.3	952.5	633.1	630.0	924.5
2/18/77	961.2	951.4	636.0	633.1	924.6
2/19/77	960.2	947.6	638.5	635.2	923.8
2/20/77	958.9	942.1	641.2	635.7	923.2
2/21/77	959.0	948.3	644.0	642.6	924.1
2/22/77	957.3	942.9	646.2	641.7	922.9
2/23/77	957.7	948.0	649.7	648.4	923.3
2/24/77	958.6	950.6	653.2	653.9	925.0
2/25/77	959.2	951.2	656.8	658.4	925.8
2/26/77	957.8	940.5	659.7	658.8	923.8
2/27/77	954.9	927.2	661.8	655.5	921.0
2/28/77	952.8	929.3	664.3	659.1	920.4
3/1/77	949.9	932.2	666.2	661.0	917.9
3/2/77	945.6	925.6	667.1	658.6	914.9
3/3/77	941.4	924.2	667.8	659.8	911.3
3/4/77	936.5	914.0	667.9	655.8	907.5
3/5/77	931.0	907.3	667.5	654.3	903.6
3/6/77	927.1	900.2	667.5	651.0	900.9
3/7/77	921.1	895.3	666.5	648.6	896.4
3/8/77	916.6	893.5	666.1	648.6	893.8
3/9/77	914.3	903.4	666.9	658.1	892.4
3/10/77	910.6	894.6	666.3	653.4	889.7
3/11/77	904.7	883.4	665.6	647.2	885.7
3/12/77	900.6	877.5	665.3	645.3	882.7
3/13/77	896.1	872.3	663.4	643.3	880.9
3/14/77	889.8	856.5	660.5	636.4	875.8
3/15/77	884.1	849.7	660.2	635.4	872.1
3/16/77	881.1	856.3	660.5	641.9	870.5
3/17/77	878.4	858.2	660.9	645.2	869.0
3/18/77	875.3	856.0	661.4	646.3	867.2

## Daily DSM2 Model Output

	DB3	DB4	DB3	DB4	DB3
Date	Avg Of B1	Avg Of B1	Avg Of B2	Avg Of B2	Avg Of H3
3/19/77	871.4	853.0	661.0	647.1	865.0
3/20/77	868.7	850.0	661.7	646.9	863.2
3/21/77	865.1	841.7	661.5	642.6	861.5
3/22/77	859.8	835.6	660.3	641.1	858.6
3/23/77	857.9	832.2	661.3	640.0	856.4
3/24/77	853.4	828.7	660.5	640.3	853.2
3/25/77	852.0	835.2	661.6	646.8	853.6
3/26/77	850.2	832.8	662.4	647.7	852.9
3/27/77	849.0	837.3	663.7	653.8	852.5
3/28/77	846.6	830.2	664.3	649.6	851.4
3/29/77	843.1	815.2	664.3	642.8	849.0
3/30/77	838.8	810.2	664.1	642.5	847.2
3/31/77	836.1	807.1	664.7	642.0	844.9
4/1/77	830.3	794.9	664.0	642.1	840.9
4/2/77	823.0	782.3	662.6	637.4	835.4
4/3/77	814.6	773.6	660.7	635.1	828.7
4/4/77	804.0	763.8	658.2	632.2	820.8
4/5/77	797.3	757.4	657.0	631.9	814.1
4/6/77	785.0	748.2	653.2	629.7	805.1
4/7/77	776.9	742.0	650.6	629.4	796.8
4/8/77	772.6	743.7	652.1	634.1	794.0
4/9/77	767.9	746.9	651.8	640.4	789.9
4/10/77	764.5	739.1	653.5	639.1	788.0
4/11/77	760.2	729.8	653.9	636.1	784.4
4/12/77	754.6	720.9	654.0	633.7	780.1
4/13/77	749.7	717.6	653.9	634.5	775.9
4/14/77	746.0	710.4	654.4	631.5	772.9
4/15/77	741.0	707.2	653.8	632.2	768.1
4/16/77	736.8	705.0	653.9	632.5	765.0
4/17/77	731.2	698.3	652.6	631.2	760.1
4/18/77	724.8	691.7	651.9	628.9	755.1
4/19/77	718.2	682.7	650.5	625.2	748.3
4/20/77	713.6	681.3	649.9	627.0	744.5
4/21/77	708.1	677.6	648.8	627.1	740.2
4/22/77	703.4	673.1	649.0	626.0	735.4
4/23/77	699.8	673.1	648.8	629.0	732.9
4/24/77	696.5	673.4	648.8	630.4	730.2
4/25/77	693.6	674.0	649.3	635.0	728.0
4/26/77	691.5	668.6	650.0	633.2	726.1
4/27/77	689.3	665.0	650.5	632.6	724.3
4/28/77	685.5	657.2	650.0	628.3	720.6
4/29/77	679.0	645.8	646.8	620.2	715.0
4/30/77	671.4	633.9	642.4	609.4	707.1
5/1/77	664.4	634.8	638.3	608.6	700.2
5/2/77	657.2	626.1	632.3	600.6	693.4

## Daily DSM2 Model Output

	DB3	DB4	DB3	DB4	DB3
Date	Avg Of B1	Avg Of B1	Avg Of B2	Avg Of B2	Avg Of H3
5/3/77	648.9	622.8	624.9	598.2	684.6
5/4/77	642.3	619.9	622.4	595.7	677.6
5/5/77	636.4	613.3	617.6	590.4	671.0
5/6/77	630.9	610.3	613.3	588.7	663.9
5/7/77	626.5	610.5	609.8	589.1	658.4
5/8/77	622.8	607.6	607.9	586.4	655.3
5/9/77	621.4	611.8	607.5	591.7	653.2
5/10/77	619.1	608.9	605.6	588.0	650.0
5/11/77	616.3	601.9	603.1	580.3	646.3
5/12/77	613.9	600.1	601.1	579.0	643.0
5/13/77	610.8	596.1	598.1	575.7	639.0
5/14/77	608.5	593.1	596.3	573.0	635.2
5/15/77	605.7	593.0	594.2	573.4	632.0
5/16/77	603.3	592.7	591.7	573.4	628.3
5/17/77	599.8	587.0	589.1	567.6	623.9
5/18/77	595.8	581.9	585.4	564.1	619.3
5/19/77	592.6	578.9	582.6	561.6	614.7
5/20/77	589.4	576.4	580.1	560.3	610.6
5/21/77	586.7	573.1	577.6	558.7	606.6
5/22/77	584.0	572.7	575.7	557.8	603.3
5/23/77	581.9	572.2	574.2	557.5	600.5
5/24/77	580.4	572.9	573.3	559.1	598.6
5/25/77	578.6	571.6	571.9	557.9	596.1
5/26/77	577.1	569.0	570.8	556.2	593.9
5/27/77	575.4	568.1	569.5	556.7	591.6
5/28/77	572.8	564.3	567.5	553.7	588.7
5/29/77	570.0	558.4	565.0	549.8	585.0
5/30/77	566.4	554.7	562.5	548.4	580.5
5/31/77	563.4	552.0	561.0	548.3	577.5
6/1/77	559.8	548.0	559.3	548.6	573.9
6/2/77	556.2	546.1	557.7	550.0	570.2
6/3/77	553.6	546.5	557.2	552.9	567.9
6/4/77	551.9	545.9	557.3	554.5	566.4
6/5/77	550.6	546.9	557.8	557.2	565.5
6/6/77	549.9	549.1	558.7	560.6	565.1
6/7/77	549.7	549.7	559.8	562.2	565.2
6/8/77	549.9	550.9	561.3	564.5	565.7
6/9/77	550.4	553.9	562.9	567.9	566.5
6/10/77	551.1	555.3	564.6	569.8	567.4
6/11/77	552.0	558.3	566.4	573.3	568.6
6/12/77	553.0	560.1	568.4	575.1	569.9
6/13/77	554.4	563.6	570.5	578.3	571.6
6/14/77	555.8	567.4	572.5	581.8	573.2
6/15/77	557.9	571.6	574.9	585.5	575.6
6/16/77	560.2	575.1	577.4	588.8	578.1

## Daily DSM2 Model Output

	DB3	DB4	DB3	DB4	DB3
Date	Avg Of B1	Avg Of B1	Avg Of B2	Avg Of B2	Avg Of H3
6/17/77	562.9	580.1	580.2	593.7	581.0
6/18/77	565.7	583.3	583.0	596.2	583.9
6/19/77	568.7	587.8	585.9	600.3	587.0
6/20/77	571.7	591.1	588.7	603.4	590.0
6/21/77	574.9	595.7	591.7	607.3	593.3
6/22/77	578.2	599.6	594.8	610.7	596.6
6/23/77	581.8	603.4	597.9	613.5	600.1
6/24/77	585.8	610.1	601.1	618.8	604.1
6/25/77	589.8	612.4	604.4	620.0	608.0
6/26/77	594.5	617.1	608.0	623.0	612.5
6/27/77	600.6	622.3	611.9	626.4	618.3
6/28/77	604.5	627.2	614.9	629.5	622.0
6/29/77	608.9	631.0	618.0	631.5	626.3
6/30/77	613.4	632.4	620.8	631.8	630.6
7/1/77	617.1	636.3	622.9	633.8	634.0
7/2/77	620.6	639.7	624.9	635.1	637.4
7/3/77	623.6	644.1	626.5	637.1	640.3
7/4/77	626.4	647.6	628.1	639.6	643.0
7/5/77	629.0	652.7	629.6	642.4	645.5
7/6/77	632.4	659.2	631.5	645.2	648.9
7/7/77	636.7	665.7	633.6	647.9	653.0
7/8/77	641.9	671.5	636.0	650.8	658.1
7/9/77	647.7	683.9	638.7	657.5	663.8
7/10/77	653.5	693.1	641.7	661.5	669.5
7/11/77	660.5	699.1	645.4	665.0	676.6
7/12/77	667.4	706.9	648.3	670.2	683.0
7/13/77	673.4	709.9	651.5	671.3	688.6
7/14/77	679.0	711.9	654.3	673.3	693.5
7/15/77	682.9	711.3	656.4	673.1	697.6
7/16/77	686.7	712.8	658.8	673.8	701.1
7/17/77	689.4	715.2	660.0	675.3	703.6
7/18/77	692.1	715.1	661.4	674.8	706.0
7/19/77	694.5	718.2	662.7	678.0	708.1
7/20/77	696.8	720.5	664.0	678.3	710.2
7/21/77	699.1	721.9	665.2	679.1	712.3
7/22/77	702.2	723.3	666.8	679.9	715.1
7/23/77	704.8	725.1	668.2	681.0	717.5
7/24/77	709.3	729.7	670.1	684.5	721.0
7/25/77	710.6	733.4	671.4	685.9	722.9
7/26/77	713.9	736.8	673.0	688.1	725.9
7/27/77	717.1	738.6	674.7	689.6	728.8
7/28/77	719.4	741.4	676.0	691.6	730.8
7/29/77	722.0	742.4	677.5	692.1	733.1
7/30/77	723.9	742.5	678.9	692.5	734.7
7/31/77	726.5	746.5	680.3	694.7	736.5

## Daily DSM2 Model Output

	DB3	DB4	DB3	DB4	DB3
Date	Avg Of B1	Avg Of B1	Avg Of B2	Avg Of B2	Avg Of H3
8/1/77	729.2	752.4	681.7	698.3	738.2
8/2/77	731.9	758.3	683.9	702.4	740.6
8/3/77	735.2	765.5	685.9	707.2	742.8
8/4/77	739.9	774.1	689.5	712.5	746.5
8/5/77	747.0	781.4	693.0	718.1	750.5
8/6/77	751.1	790.9	696.3	724.8	753.9
8/7/77	757.3	800.9	700.7	732.5	758.6
8/8/77	764.8	806.6	705.8	738.6	764.2
8/9/77	770.8	809.6	712.0	743.7	770.1
8/10/77	776.5	813.1	715.7	748.4	775.0
8/11/77	781.4	814.1	719.6	751.3	778.6
8/12/77	784.5	813.9	723.6	752.3	781.0
8/13/77	788.7	811.9	726.9	751.8	783.8
8/14/77	790.4	810.1	729.4	751.1	785.5
8/15/77	792.0	810.5	731.0	751.2	786.8
8/16/77	793.1	810.3	732.6	750.6	787.2
8/17/77	795.1	811.8	734.2	751.2	788.0
8/18/77	796.5	814.6	735.4	752.2	788.5
8/19/77	798.5	817.2	737.0	752.7	789.2
8/20/77	800.4	818.6	738.4	753.7	790.2
8/21/77	802.8	822.0	740.4	755.3	790.9
8/22/77	804.8	824.2	741.5	756.7	791.2
8/23/77	807.8	825.7	743.8	756.8	792.2
8/24/77	810.0	828.3	744.8	758.2	792.9
8/25/77	812.3	831.6	746.1	760.0	793.3
8/26/77	815.3	834.9	746.9	761.4	793.4
8/27/77	816.5	838.6	747.5	762.8	793.6
8/28/77	818.9	844.9	748.6	765.8	793.8
8/29/77	822.6	853.4	750.4	770.1	794.9
8/30/77	826.8	863.9	752.0	775.7	796.2
8/31/77	829.5	863.6	754.3	777.7	797.5
9/1/77	832.9	866.6	756.7	780.3	799.4
9/2/77	836.3	872.0	759.3	783.8	801.5
9/3/77	839.0	878.3	761.8	787.4	803.3
9/4/77	843.1	884.5	764.4	791.3	806.1
9/5/77	848.2	894.7	766.6	797.6	809.8
9/6/77	853.4	900.6	769.9	801.9	813.6
9/7/77	859.3	907.9	774.5	808.6	817.9
9/8/77	864.5	909.6	778.5	811.2	821.9
9/9/77	869.0	913.5	781.2	815.1	825.3
9/10/77	873.1	916.4	785.3	817.8	828.4
9/11/77	878.2	915.9	788.0	818.8	832.2
9/12/77	879.7	917.6	790.0	820.4	833.3
9/13/77	882.9	917.3	793.0	820.2	835.7
9/14/77	884.8	917.0	794.7	821.7	837.0



## Daily DSM2 Model Output

	DB3	DB4	DB3	DB4	DB3
Date	Avg Of B1	Avg Of B1	Avg Of B2	Avg Of B2	Avg Of H3
9/15/77	888.6	918.4	797.5	823.2	839.8
9/16/77	890.7	920.2	800.4	824.6	841.0
9/17/77	893.1	921.4	802.2	825.9	842.7
9/18/77	896.2	924.3	804.7	827.3	845.1
9/19/77	897.2	919.1	806.1	824.0	845.6
9/20/77	899.3	924.7	807.5	827.6	847.1
9/21/77	903.2	932.1	810.1	831.8	849.7
9/22/77	906.5	935.4	812.4	834.2	852.7
9/23/77	908.3	941.5	814.1	838.3	854.2
9/24/77	912.4	949.1	816.0	842.9	857.8
9/25/77	917.2	955.5	819.1	847.8	862.0
9/26/77	919.8	960.9	821.4	850.7	864.4
9/27/77	924.2	970.5	823.7	857.8	868.2
9/28/77	927.9	973.5	826.7	859.0	871.9
9/29/77	930.7	976.2	829.3	861.7	874.5
9/30/77	940.4	1000.9	832.7	866.4	880.3
10/1/77	950.8	1021.7	835.3	867.5	883.8
10/2/77	958.1	1039.0	837.8	870.2	887.8
10/3/77	969.7	1057.6	840.1	872.8	892.0
10/4/77	979.2	1066.2	842.2	870.6	895.0
10/5/77	987.5	1078.4	843.8	870.7	898.1
10/6/77	1000.7	1087.0	845.8	873.5	902.0
10/7/77	1011.5	1100.7	848.5	879.8	906.2
10/8/77	1026.1	1113.0	850.6	885.6	911.1
10/9/77	1033.5	1121.7	852.3	888.7	913.5
10/10/77	1046.1	1127.6	855.3	891.9	919.1
10/11/77	1054.0	1129.9	857.6	892.1	923.7
10/12/77	1064.8	1132.7	861.1	893.3	930.0
10/13/77	1072.8	1130.6	863.0	891.0	933.6
10/14/77	1079.9	1133.9	865.7	891.3	938.6
10/15/77	1088.5	1138.9	867.7	893.6	942.4
10/16/77	1095.3	1144.6	869.9	894.1	946.9
10/17/77	1098.9	1150.3	871.4	893.5	950.2
10/18/77	1104.7	1152.4	872.5	891.6	952.6
10/19/77	1109.1	1158.5	873.0	890.7	955.0
10/20/77	1116.6	1166.5	874.2	892.5	958.2
10/21/77	1123.2	1177.1	875.2	894.3	962.1
10/22/77	1130.2	1189.0	876.0	895.3	964.6
10/23/77	1135.8	1201.2	876.3	895.2	965.8
10/24/77	1144.6	1212.1	877.2	895.0	968.7
10/25/77	1155.5	1230.4	878.0	896.7	971.9
10/26/77	1168.3	1239.8	878.5	895.2	974.7
10/27/77	1173.3	1255.0	878.8	895.1	976.9
10/28/77	1185.5	1249.6	879.3	890.9	978.9
10/29/77	1192.8	1270.9	879.1	892.3	979.8

## Daily DSM2 Model Output

	DB3	DB4	DB3	DB4	DB3
Date	Avg Of B1	Avg Of B1	Avg Of B2	Avg Of B2	Avg Of H3
10/30/77	1202.7	1276.5	879.1	890.1	981.7
10/31/77	1205.0	1280.4	877.9	889.1	981.5
11/1/77	1214.7	1297.0	877.3	888.9	985.7
11/2/77	1222.4	1309.7	876.5	887.9	989.9
11/3/77	1230.1	1307.7	876.1	885.6	994.4
11/4/77	1238.1	1312.5	876.0	885.3	995.8
11/5/77	1249.2	1318.0	875.5	883.8	1003.0
11/6/77	1250.1	1335.5	875.2	884.6	1003.7
11/7/77	1259.8	1345.4	874.7	884.0	1007.0
11/8/77	1270.2	1350.8	874.2	882.3	1009.9
11/9/77	1278.8	1350.6	872.9	879.5	1012.0
11/10/77	1287.0	1356.3	871.3	875.9	1012.9
11/11/77	1293.0	1347.2	869.0	871.5	1014.1
11/12/77	1299.1	1346.1	866.5	867.7	1015.0
11/13/77	1300.4	1341.8	863.9	864.1	1014.8
11/14/77	1302.6	1345.5	861.4	860.9	1015.2
11/15/77	1307.3	1348.9	858.8	857.8	1015.6
11/16/77	1307.7	1352.8	856.2	854.4	1016.5
11/17/77	1310.0	1351.4	853.5	851.0	1018.8
11/18/77	1315.0	1357.2	851.6	849.2	1023.2
11/19/77	1317.7	1367.5	849.7	846.9	1026.3
11/20/77	1325.0	1385.3	846.9	842.9	1032.5
11/21/77	1330.1	1382.6	844.2	841.5	1040.4
11/22/77	1331.4	1373.2	842.8	841.2	1043.2
11/23/77	1336.0	1381.9	840.8	839.7	1050.3
11/24/77	1338.3	1390.1	838.7	837.4	1056.6
11/25/77	1342.5	1396.8	835.9	834.3	1065.0
11/26/77	1345.9	1396.0	833.3	831.8	1072.2
11/27/77	1348.4	1395.1	831.1	830.4	1078.3
11/28/77	1350.5	1401.3	828.9	828.3	1085.6
11/29/77	1355.0	1412.2	826.7	826.0	1094.9
11/30/77	1362.9	1417.8	826.4	827.1	1113.1
12/1/77	1371.9	1425.7	827.0	827.3	1124.6
12/2/77	1379.9	1429.2	827.8	827.9	1137.8
12/3/77	1379.6	1432.7	828.6	829.1	1140.2
12/4/77	1387.2	1438.4	829.4	830.1	1154.7
12/5/77	1394.5	1448.2	829.9	828.4	1171.8
12/6/77	1402.1	1445.9	829.7	825.8	1187.9
12/7/77	1405.3	1440.5	829.1	822.6	1193.1
12/8/77	1408.2	1438.0	826.9	818.2	1207.6
12/9/77	1409.5	1430.6	824.5	815.1	1215.6
12/10/77	1410.0	1423.5	822.4	812.9	1221.7
12/11/77	1407.5	1418.2	820.7	811.0	1224.5
12/12/77	1405.9	1414.3	818.5	808.6	1230.0
12/13/77	1404.3	1412.6	816.3	804.4	1234.0

## Daily DSM2 Model Output

	DB3	DB4	DB3	DB4	DB3
Date	Avg Of B1	Avg Of B1	Avg Of B2	Avg Of B2	Avg Of H3
12/14/77	1403.9	1412.0	814.9	806.8	1241.7
12/15/77	1404.1	1415.6	815.4	811.6	1246.8
12/16/77	1405.0	1421.6	816.1	816.5	1255.5
12/17/77	1405.2	1425.1	817.2	821.9	1257.1
12/18/77	1408.5	1428.4	820.0	827.7	1266.0
12/19/77	1411.9	1440.9	823.6	836.8	1276.7
12/20/77	1422.5	1459.3	830.8	852.0	1294.6
12/21/77	1426.1	1459.5	836.0	858.6	1304.0
12/22/77	1427.6	1454.6	838.6	860.9	1308.4
12/23/77	1429.5	1446.4	842.8	860.1	1314.3
12/24/77	1429.5	1443.0	846.8	864.6	1317.3
12/25/77	1426.9	1430.4	849.1	862.7	1319.7
12/26/77	1422.5	1413.9	851.3	859.1	1319.8
12/27/77	1416.7	1399.1	851.9	855.2	1318.4
12/28/77	1411.6	1386.1	852.5	852.3	1315.6
12/29/77	1406.9	1370.8	852.6	848.3	1313.4
12/30/77	1397.1	1351.9	852.2	842.6	1307.9
12/31/77	1396.1	1354.0	864.9	866.3	1309.2
1/1/78	1391.1	1339.9	872.3	883.5	1307.5
1/2/78	1379.8	1316.5	880.8	892.5	1304.4
1/3/78	1366.3	1285.3	890.3	891.0	1296.8
1/4/78	1349.9	1250.4	894.8	891.0	1288.4
1/5/78	1332.9	1226.6	898.2	884.0	1269.6
1/6/78	1310.2	1206.7	900.2	879.7	1254.3
1/7/78	1284.8	1190.2	900.7	883.1	1236.9
1/8/78	1269.9	1173.0	902.7	878.7	1227.0
1/9/78	1252.2	1152.7	903.4	877.5	1216.8
1/10/78	1239.9	1131.6	905.5	877.9	1204.1
1/11/78	1227.3	1115.1	908.8	880.6	1193.3
1/12/78	1214.2	1093.1	910.3	879.0	1183.6
1/13/78	1183.9	1081.1	912.4	879.7	1158.7
1/14/78	1189.5	1083.7	917.3	885.3	1164.1
1/15/78	1177.0	1070.3	918.3	886.6	1152.4
1/16/78	1160.3	1050.8	921.7	891.7	1136.6
1/17/78	1151.2	1043.6	920.8	883.0	1119.2
1/18/78	1140.5	1040.8	923.4	880.8	1110.8
1/19/78	1135.3	1043.9	925.8	883.0	1103.5
1/20/78	1130.1	1053.3	926.8	891.2	1091.5
1/21/78	1125.4	1057.4	930.1	896.8	1088.3
1/22/78	1120.7	1060.5	933.1	930.1	1079.6
1/23/78	1118.7	1059.2	935.6	909.3	1076.6
1/24/78	1113.3	1054.2	938.3	911.7	1066.7
1/25/78	1111.1	1059.8	942.4	916.2	1063.0
1/26/78	1106.1	1035.7	945.2	919.6	1059.1
1/27/78	1101.1	1018.4	949.2	916.4	1053.6

## Daily DSM2 Model Output

	DB3	DB4	DB3	DB4	DB3
Date	Avg Of B1	Avg Of B1	Avg Of B2	Avg Of B2	Avg Of H3
1/28/78	1088.9	997.0	949.2	912.8	1037.8
1/29/78	1088.9	1006.3	954.0	922.5	1040.5
1/30/78	1083.0	992.8	954.6	921.4	1033.0
1/31/78	1069.4	991.4	956.1	918.2	1021.9
2/1/78	1078.7	1060.5	959.3	930.5	1011.0
2/2/78	1079.4	1069.5	960.2	924.4	998.3
2/3/78	1077.9	1075.3	958.3	925.8	986.6
2/4/78	1078.8	1078.2	957.5	927.1	974.6
2/5/78	1077.1	1080.9	957.6	928.7	961.0
2/6/78	1076.9	1083.0	957.2	930.1	953.8
2/7/78	1077.6	1086.0	959.2	932.2	947.6
2/8/78	1078.3	1089.0	960.6	940.0	938.6
2/9/78	1076.0	1088.9	964.3	949.4	936.8
2/10/78	1072.7	1086.6	970.0	960.8	931.7
2/11/78	1064.0	1080.6	976.2	978.5	938.2
2/12/78	1053.0	1070.1	980.9	990.3	940.1
2/13/78	1038.2	1055.5	983.1	1002.7	943.0
2/14/78	1021.3	1039.9	985.0	1005.8	946.5
2/15/78	1000.6	1019.2	983.4	1003.8	950.7
2/16/78	977.1	998.6	973.7	997.6	952.8
2/17/78	951.3	969.6	959.4	979.9	954.1
2/18/78	925.2	942.1	942.2	962.6	950.8
2/19/78	898.3	915.0	922.5	940.8	944.4
2/20/78	871.5	888.4	903.5	922.5	935.1
2/21/78	846.4	862.8	883.4	901.1	925.2
2/22/78	824.0	841.7	866.4	885.8	915.7
2/23/78	806.1	822.7	851.3	868.9	908.1
2/24/78	791.8	810.4	840.5	864.1	905.0
2/25/78	781.6	815.0	832.8	852.8	901.9
2/26/78	775.3	796.6	833.3	861.9	907.2
2/27/78	774.1	796.0	839.7	873.7	919.3
2/28/78	770.3	788.9	845.6	875.3	921.6
3/1/78	767.8	785.1	853.8	872.8	923.5
3/2/78	767.1	788.4	860.4	873.8	927.2
3/3/78	767.2	786.4	862.4	861.9	926.6
3/4/78	762.6	778.2	862.7	858.6	922.4
3/5/78	764.7	778.0	866.9	871.4	921.5
3/6/78	763.7	779.2	871.4	877.9	921.2
3/7/78	763.6	778.8	874.4	879.8	918.9
3/8/78	761.5	775.1	877.2	881.9	916.9
3/9/78	759.3	772.0	882.1	888.9	914.1
3/10/78	756.7	770.2	885.2	894.8	910.8
3/11/78	752.3	766.3	883.9	896.0	903.1
3/12/78	748.4	764.1	880.3	894.2	892.4
3/13/78	742.5	758.7	871.0	885.5	877.2

## Daily DSM2 Model Output

	DB3	DB4	DB3	DB4	DB3
Date	Avg Of B1	Avg Of B1	Avg Of B2	Avg Of B2	Avg Of H3
3/14/78	735.4	751.9	857.2	872.6	859.5
3/15/78	728.3	744.4	842.4	857.3	843.0
3/16/78	719.7	734.9	826.3	840.8	824.1
3/17/78	711.8	726.0	811.3	824.7	806.7
3/18/78	704.6	720.4	797.3	812.5	790.9
3/19/78	698.8	717.4	785.8	803.3	777.2
3/20/78	694.0	712.0	775.9	793.7	765.5
3/21/78	690.5	707.0	770.5	786.9	757.1
3/22/78	688.6	703.7	771.6	795.7	754.5
3/23/78	689.1	707.9	779.6	804.1	757.8
3/24/78	688.2	704.2	785.7	811.7	758.6
3/25/78	688.9	707.0	793.3	819.1	762.2
3/26/78	688.9	711.9	800.7	821.7	764.4
3/27/78	689.2	707.3	806.3	828.1	766.5
3/28/78	689.3	708.7	812.4	832.3	769.9
3/29/78	688.9	707.9	819.7	837.0	769.9
3/30/78	690.5	710.8	826.4	842.8	775.6
3/31/78	683.5	694.8	825.0	834.0	768.4
4/1/78	677.6	681.3	822.8	824.6	763.6
4/2/78	670.7	674.7	820.9	817.5	758.1
4/3/78	662.3	665.9	818.2	810.6	752.0
4/4/78	650.8	654.6	816.8	810.0	746.5
4/5/78	629.9	634.4	814.0	804.6	737.0
4/6/78	606.2	611.2	809.1	810.2	719.1
4/7/78	583.7	587.6	799.4	802.0	693.3
4/8/78	561.9	565.9	776.5	779.7	664.5
4/9/78	539.7	543.4	742.1	745.0	634.2
4/10/78	518.3	522.2	705.0	707.5	605.2
4/11/78	496.6	499.5	665.2	667.4	575.0
4/12/78	476.6	478.8	630.0	630.7	547.8
4/13/78	457.3	459.1	595.5	596.0	521.4
4/14/78	437.7	440.4	561.4	562.9	494.7
4/15/78	418.8	422.7	527.9	531.9	469.2
4/16/78	404.1	408.5	501.5	506.3	449.1
4/17/78	390.3	394.8	476.8	481.6	430.4
4/18/78	377.4	381.6	454.0	458.3	413.0
4/19/78	366.2	370.3	434.0	438.0	397.9
4/20/78	356.3	360.4	416.5	420.5	384.4
4/21/78	348.1	352.4	402.0	405.9	373.1
4/22/78	340.5	347.0	388.3	393.6	362.8
4/23/78	333.3	337.5	375.6	379.7	353.0
4/24/78	326.8	331.2	364.1	368.4	344.2
4/25/78	321.7	326.2	355.1	359.3	337.3
4/26/78	317.3	321.7	347.4	351.4	331.3
4/27/78	313.5	317.5	340.4	344.2	326.0

## Daily DSM2 Model Output

	DB3	DB4	DB3	DB4	DB3
Date	Avg Of B1	Avg Of B1	Avg Of B2	Avg Of B2	Avg Of H3
4/28/78	309.7	313.2	333.6	337.0	320.9
4/29/78	305.6	309.2	326.6	330.2	315.5
4/30/78	303.6	311.2	321.3	329.0	311.8
5/1/78	302.3	310.8	317.1	324.8	308.5
5/2/78	301.6	310.4	312.3	320.3	306.1
5/3/78	298.8	307.3	304.1	312.3	301.1
5/4/78	293.8	302.5	293.2	302.5	293.5
5/5/78	287.7	297.3	282.3	294.2	285.0
5/6/78	282.1	291.7	272.8	283.7	277.7
5/7/78	277.1	286.6	265.3	275.9	271.3
5/8/78	272.9	284.2	258.9	270.7	265.9
5/9/78	269.3	279.5	254.4	265.0	261.7
5/10/78	266.8	276.7	250.8	261.2	258.6
5/11/78	265.0	276.7	247.7	258.3	256.4
5/12/78	263.7	276.4	245.1	255.5	254.5
5/13/78	263.3	274.4	243.5	252.8	253.4
5/14/78	264.2	276.0	242.7	251.9	253.5
5/15/78	265.5	278.5	242.3	252.0	253.9
5/16/78	265.2	280.2	242.1	252.2	253.1
5/17/78	266.8	288.2	242.0	254.5	253.5
5/18/78	268.7	289.7	242.5	253.9	254.8
5/19/78	271.5	293.8	243.4	254.6	256.5
5/20/78	274.3	292.6	244.3	255.6	257.9
5/21/78	277.1	293.6	245.3	256.4	259.7
5/22/78	279.8	295.4	246.4	258.6	260.8
5/23/78	282.2	296.4	247.1	259.0	262.1
5/24/78	284.3	297.7	247.9	258.7	263.0
5/25/78	286.9	299.7	248.6	259.1	264.2
5/26/78	288.6	303.2	249.4	259.9	265.1
5/27/78	290.6	307.8	250.1	260.8	266.0
5/28/78	294.0	316.0	250.6	261.7	267.6
5/29/78	297.7	320.9	251.3	264.1	268.9
5/30/78	301.0	323.0	252.7	267.0	271.3
5/31/78	304.5	324.3	256.1	274.4	274.6
6/1/78	308.4	324.5	260.5	282.0	278.4
6/2/78	312.3	325.1	265.5	285.5	282.2
6/3/78	315.2	325.0	270.3	286.6	285.9
6/4/78	318.0	326.3	275.0	288.4	290.0
6/5/78	320.2	324.8	279.0	291.5	293.6
6/6/78	322.7	325.7	283.4	296.0	298.0
6/7/78	324.2	325.9	287.3	299.3	302.5
6/8/78	326.2	326.0	291.0	303.0	307.4
6/9/78	328.3	327.5	295.1	307.4	313.2
6/10/78	330.0	329.9	298.9	316.6	319.2
6/11/78	332.0	328.0	303.1	319.5	325.7

## Daily DSM2 Model Output

	DB3	DB4	DB3	DB4	DB3
Date	Avg Of B1	Avg Of B1	Avg Of B2	Avg Of B2	Avg Of H3
6/12/78	333.5	324.9	307.3	320.8	331.9
6/13/78	335.6	326.6	312.0	325.7	338.1
6/14/78	336.6	325.9	317.0	330.2	343.8
6/15/78	337.5	328.2	322.4	336.6	348.3
6/16/78	338.5	326.1	328.6	344.1	352.3
6/17/78	339.2	329.1	335.4	351.5	357.1
6/18/78	340.4	329.2	343.5	359.2	362.7
6/19/78	341.2	329.0	351.1	367.3	369.2
6/20/78	342.1	331.9	359.2	374.8	375.7
6/21/78	343.8	334.1	366.8	383.3	382.5
6/22/78	345.7	336.4	374.6	390.0	389.2
6/23/78	348.0	338.9	381.6	397.4	395.5
6/24/78	350.0	340.9	387.6	404.7	401.3
6/25/78	352.5	338.1	394.7	411.2	407.8
6/26/78	352.9	338.0	401.5	415.5	413.9
6/27/78	355.1	341.8	407.5	421.2	418.4
6/28/78	356.1	340.1	412.6	424.8	423.0
6/29/78	356.8	337.3	417.8	427.5	427.6
6/30/78	356.0	330.7	423.0	429.7	432.1
7/1/78	354.7	333.6	426.7	426.1	435.7
7/2/78	354.5	336.3	429.5	427.1	436.7
7/3/78	354.9	337.9	431.7	426.1	436.5
7/4/78	355.2	340.1	433.8	427.9	435.4
7/5/78	356.4	340.3	435.4	425.8	433.6
7/6/78	356.8	342.0	436.9	426.5	432.2
7/7/78	357.9	344.8	438.3	427.1	430.6
7/8/78	359.4	345.6	439.3	425.5	428.6
7/9/78	361.1	347.1	439.9	425.0	426.7
7/10/78	362.0	349.1	440.3	424.5	424.8
7/11/78	364.1	351.3	442.1	420.8	425.3
7/12/78	365.4	353.1	442.5	423.7	423.1
7/13/78	366.3	353.9	442.1	419.9	421.5
7/14/78	366.9	353.0	440.7	417.0	417.4
7/15/78	366.4	352.3	438.5	412.5	413.5
7/16/78	366.2	349.2	435.6	405.2	409.4
7/17/78	364.6	347.5	431.6	403.4	403.9
7/18/78	363.2	350.3	428.3	401.8	399.1
7/19/78	363.5	350.4	425.3	401.0	394.9
7/20/78	364.0	348.1	423.0	396.0	391.3
7/21/78	364.1	349.1	420.4	393.8	387.8
7/22/78	365.2	350.1	418.5	392.7	385.1
7/23/78	365.4	350.0	416.7	390.1	382.7
7/24/78	366.3	350.9	416.2	387.3	382.5
7/25/78	367.4	353.1	415.7	390.2	381.0
7/26/78	368.1	353.7	414.0	385.1	378.9

## Daily DSM2 Model Output

	DB3	DB4	DB3	DB4	DB3
Date	Avg Of B1	Avg Of B1	Avg Of B2	Avg Of B2	Avg Of H3
7/27/78	367.4	353.0	411.9	379.0	376.1
7/28/78	367.1	350.1	409.5	378.2	374.7
7/29/78	367.4	348.8	406.8	374.0	372.3
7/30/78	366.1	344.8	403.6	368.7	369.1
7/31/78	365.7	346.5	400.2	370.8	363.9
8/1/78	364.4	342.6	397.8	370.6	360.9
8/2/78	362.7	337.7	395.7	368.7	357.6
8/3/78	360.6	333.0	393.6	368.0	353.8
8/4/78	359.3	331.1	392.3	367.0	351.2
8/5/78	356.2	328.4	390.2	364.5	348.7
8/6/78	354.8	327.2	388.6	362.8	346.2
8/7/78	352.7	328.0	387.0	363.7	343.9
8/8/78	352.9	326.1	387.5	360.4	343.1
8/9/78	350.6	325.8	386.3	363.6	340.8
8/10/78	348.7	322.3	384.5	357.7	338.1
8/11/78	348.5	323.3	383.1	360.2	337.1
8/12/78	346.5	324.3	381.2	360.4	335.9
8/13/78	344.4	323.3	378.3	356.0	333.8
8/14/78	342.7	323.3	375.5	353.0	332.1
8/15/78	341.2	324.4	372.7	351.1	331.0
8/16/78	340.5	325.2	370.8	350.1	330.9
8/17/78	339.6	325.4	368.9	349.9	330.8
8/18/78	339.2	326.9	367.0	347.9	330.9
8/19/78	340.0	330.3	366.2	346.0	332.4
8/20/78	340.8	334.5	364.9	346.8	333.9
8/21/78	342.8	339.6	365.6	348.3	336.6
8/22/78	345.0	344.5	365.4	348.7	339.3
8/23/78	347.8	351.6	365.0	351.2	342.7
8/24/78	350.6	355.5	364.6	348.8	346.5
8/25/78	353.6	361.6	364.2	347.0	350.7
8/26/78	357.0	367.5	363.8	347.3	355.4
8/27/78	361.0	373.1	363.0	345.2	360.9
8/28/78	365.4	381.0	362.2	342.7	365.3
8/29/78	369.4	381.8	361.6	343.3	370.2
8/30/78	373.5	387.3	360.6	341.9	375.0
8/31/78	378.5	391.6	358.8	340.8	378.8
9/1/78	381.2	395.5	357.8	339.7	382.2
9/2/78	384.9	399.5	357.6	343.1	384.9
9/3/78	389.2	405.1	357.0	345.4	388.8
9/4/78	392.8	409.9	357.1	342.6	391.7
9/5/78	397.0	415.4	356.9	345.1	394.9
9/6/78	401.2	419.3	356.9	347.8	397.7
9/7/78	405.2	424.7	357.0	350.6	400.8
9/8/78	410.5	431.5	357.0	348.2	404.4
9/9/78	414.6	434.1	356.9	350.8	407.3



## Daily DSM2 Model Output

	DB3	DB4	DB3	DB4	DB3
Date	Avg Of B1	Avg Of B1	Avg Of B2	Avg Of B2	Avg Of H3
9/10/78	418.9	439.7	357.3	351.5	409.7
9/11/78	425.1	447.4	356.8	349.0	412.3
9/12/78	430.3	451.2	356.0	346.8	414.4
9/13/78	435.8	456.5	355.7	346.6	416.1
9/14/78	441.1	465.1	355.6	346.9	417.5
9/15/78	445.7	472.2	355.6	346.7	418.5
9/16/78	452.1	479.8	355.7	348.4	419.5
9/17/78	456.6	486.6	356.7	353.0	420.6
9/18/78	463.4	496.3	357.4	354.4	421.4
9/19/78	470.9	508.5	358.6	355.0	422.4
9/20/78	479.0	520.7	359.3	354.4	422.8
9/21/78	487.3	531.0	360.0	354.9	423.2
9/22/78	495.0	541.1	360.8	355.2	423.5
9/23/78	503.6	551.8	361.5	353.9	423.2
9/24/78	510.0	556.0	362.1	352.9	422.8
9/25/78	518.8	559.8	362.2	353.2	422.2
9/26/78	525.3	562.5	362.6	354.8	421.9
9/27/78	531.0	567.3	363.1	355.4	421.0
9/28/78	538.3	576.2	363.0	353.0	420.0
9/29/78	543.8	580.1	363.4	351.6	418.6
9/30/78	547.3	577.0	363.3	354.3	417.5
10/1/78	551.2	582.9	363.6	357.2	416.3
10/2/78	559.2	591.2	364.0	359.6	414.2
10/3/78	564.4	595.1	364.3	361.6	412.6
10/4/78	567.9	600.2	365.0	364.0	411.4
10/5/78	573.1	605.0	366.1	367.0	410.1
10/6/78	578.3	610.3	367.3	368.8	409.0
10/7/78	584.3	618.3	368.6	370.6	408.0
10/8/78	589.1	618.8	369.9	372.6	407.3
10/9/78	593.5	624.4	371.2	375.3	406.7
10/10/78	599.6	629.9	373.1	376.3	406.0
10/11/78	606.0	633.0	374.6	376.6	404.7
10/12/78	610.2	637.2	376.0	377.2	403.6
10/13/78	611.8	638.0	377.3	378.5	402.6
10/14/78	617.5	643.7	378.8	379.6	401.7
10/15/78	621.1	646.3	380.0	378.6	399.6
10/16/78	625.6	649.6	381.3	377.0	397.1
10/17/78	629.2	652.6	381.7	376.7	395.2
10/18/78	632.9	657.9	382.4	375.9	393.4
10/19/78	637.4	664.0	382.7	376.9	390.7
10/20/78	641.6	668.3	383.2	376.7	389.5
10/21/78	646.0	674.0	384.2	377.9	388.3
10/22/78	650.8	680.0	384.5	378.2	385.4
10/23/78	654.7	680.3	384.8	376.4	383.6
10/24/78	658.4	680.2	385.4	377.3	383.0

## Daily DSM2 Model Output

	DB3	DB4	DB3	DB4	DB3
Date	Avg Of B1	Avg Of B1	Avg Of B2	Avg Of B2	Avg Of H3
10/25/78	663.3	684.5	385.9	378.1	382.0
10/26/78	664.5	686.8	386.4	376.9	382.0
10/27/78	668.6	689.4	386.3	375.8	379.8
10/28/78	670.4	689.6	386.7	376.9	378.8
10/29/78	672.9	691.5	386.7	377.6	377.5
10/30/78	675.8	693.6	386.9	376.8	376.0
10/31/78	678.3	693.5	385.7	379.8	374.0
11/1/78	679.9	693.6	385.6	382.3	373.3
11/2/78	681.5	694.2	385.7	384.8	372.8
11/3/78	684.0	694.6	386.2	387.1	372.8
11/4/78	685.6	695.8	387.5	388.3	373.6
11/5/78	687.0	696.8	389.5	391.2	374.7
11/6/78	688.5	697.7	392.3	394.0	376.4
11/7/78	690.2	699.4	396.0	397.6	378.8
11/8/78	692.1	701.2	399.9	401.5	381.4
11/9/78	693.5	702.6	403.6	405.4	383.7
11/10/78	695.3	705.9	407.5	408.7	386.2
11/11/78	696.3	708.2	410.7	412.1	388.4
11/12/78	698.5	712.4	414.0	415.6	390.9
11/13/78	700.0	717.3	417.6	419.6	393.6
11/14/78	703.1	722.8	421.1	423.1	396.6
11/15/78	706.7	730.1	424.9	427.4	399.9
11/16/78	711.3	737.2	429.0	431.0	403.7
11/17/78	715.9	743.7	432.7	434.9	407.4
11/18/78	721.0	752.7	436.5	438.9	411.2
11/19/78	725.6	751.9	440.4	443.3	415.3
11/20/78	729.0	754.4	443.5	446.4	418.6
11/21/78	731.6	751.6	446.8	449.3	421.8
11/22/78	733.3	753.3	449.4	452.0	424.4
11/23/78	734.3	754.3	452.2	454.7	427.4
11/24/78	737.2	757.6	455.0	457.7	430.6
11/25/78	738.7	758.9	457.8	461.4	433.8
11/26/78	741.0	760.3	460.9	464.2	437.2
11/27/78	743.0	761.7	463.9	466.7	440.6
11/28/78	746.0	766.5	467.0	469.8	444.1
11/29/78	748.0	770.0	470.2	472.9	447.6
11/30/78	757.5	780.9	474.0	477.1	451.9
12/1/78	762.2	782.3	477.1	480.3	453.9
12/2/78	765.9	786.8	480.0	483.6	453.5
12/3/78	770.4	795.4	482.8	486.3	450.8
12/4/78	776.3	804.8	485.4	489.5	446.3
12/5/78	782.2	810.2	487.6	491.3	442.5
12/6/78	789.4	813.9	490.1	493.7	437.5
12/7/78	792.3	815.7	492.7	496.5	431.7
12/8/78	797.2	818.4	495.4	499.8	425.2

## Daily DSM2 Model Output

	DB3	DB4	DB3	DB4	DB3
Date	Avg Of B1	Avg Of B1	Avg Of B2	Avg Of B2	Avg Of H3
12/9/78	799.7	816.5	498.4	502.3	418.8
12/10/78	801.0	808.4	501.8	504.9	408.6
12/11/78	800.8	801.1	505.0	507.0	403.5
12/12/78	798.8	792.1	508.2	510.0	394.3
12/13/78	796.7	785.6	511.8	513.7	391.3
12/14/78	793.4	782.8	515.6	516.3	382.8
12/15/78	792.7	785.5	519.6	520.3	374.7
12/16/78	793.1	790.7	523.5	523.0	368.1
12/17/78	796.1	799.8	527.1	526.9	367.9
12/18/78	798.1	809.7	530.0	531.0	368.4
12/19/78	803.1	824.9	532.6	534.4	366.0
12/20/78	811.7	850.3	535.8	538.0	364.5
12/21/78	823.8	873.7	539.5	541.2	362.2
12/22/78	832.3	907.3	542.9	544.3	363.1
12/23/78	854.7	935.4	546.0	547.0	362.5
12/24/78	879.2	972.3	549.1	548.7	363.9
12/25/78	898.5	994.4	552.1	550.1	366.2
12/26/78	924.4	1018.5	555.0	551.7	369.0
12/27/78	940.2	1040.8	558.1	554.4	372.4
12/28/78	966.1	1059.4	561.4	558.1	376.8
12/29/78	995.1	1092.3	564.8	561.4	382.2
12/30/78	1015.3	1117.8	568.3	566.8	387.0
12/31/78	1041.1	1162.3	576.3	582.1	397.9
1/1/79	1074.0	1213.5	584.9	593.5	413.7
1/2/79	1109.6	1261.5	594.0	604.8	432.5
1/3/79	1149.3	1274.3	601.8	610.7	444.0
1/4/79	1166.8	1313.5	609.6	618.6	457.8
1/5/79	1201.5	1334.6	618.0	636.8	472.7
1/6/79	1229.7	1367.8	625.9	635.4	492.6
1/7/79	1268.0	1395.6	633.1	643.0	506.4
1/8/79	1295.1	1405.2	641.5	650.2	524.6
1/9/79	1300.6	1392.0	648.8	657.2	533.5
1/10/79	1334.6	1425.6	657.2	666.5	553.0
1/11/79	1334.0	1404.4	665.4	675.4	560.1
1/12/79	1345.6	1402.7	672.2	682.8	572.0
1/13/79	1358.6	1411.5	682.0	691.7	586.4
1/14/79	1359.7	1389.5	689.5	698.8	595.5
1/15/79	1359.8	1377.6	695.4	704.8	600.9
1/16/79	1362.0	1368.6	701.8	713.2	608.9
1/17/79	1361.1	1354.5	708.4	717.9	615.5
1/18/79	1358.1	1342.3	713.5	730.1	622.5
1/19/79	1355.0	1327.3	719.2	733.5	629.9
1/20/79	1348.6	1297.9	726.2	749.4	635.5
1/21/79	1338.1	1269.0	732.4	747.3	639.7
1/22/79	1330.4	1260.7	737.8	750.2	644.4

## Daily DSM2 Model Output

	DB3	DB4	DB3	DB4	DB3
Date	Avg Of B1	Avg Of B1	Avg Of B2	Avg Of B2	Avg Of H3
1/23/79	1304.8	1213.9	742.9	755.8	647.4
1/24/79	1284.2	1185.8	748.3	759.5	648.6
1/25/79	1274.7	1184.5	752.4	762.4	651.0
1/26/79	1250.2	1141.1	757.3	767.4	652.2
1/27/79	1217.7	1086.6	760.9	772.5	651.5
1/28/79	1185.6	1055.5	765.3	777.0	650.2
1/29/79	1141.5	1002.1	769.5	781.6	647.7
1/30/79	1123.3	972.5	774.0	783.8	647.3
1/31/79	1098.3	978.5	778.6	792.8	644.7
2/1/79	1093.8	1002.1	786.4	802.0	646.7
2/2/79	1091.5	1008.3	790.9	806.7	646.2
2/3/79	1072.5	981.8	796.2	802.6	641.8
2/4/79	1061.8	950.5	797.8	779.8	631.0
2/5/79	1049.2	942.1	794.4	754.7	627.0
2/6/79	1025.1	920.9	788.0	729.6	622.3
2/7/79	1007.5	900.5	775.2	710.6	615.5
2/8/79	1000.6	896.7	772.3	707.0	611.8
2/9/79	978.9	867.5	762.8	690.1	605.3
2/10/79	966.7	860.2	752.4	683.6	600.4
2/11/79	951.3	833.5	744.0	669.6	595.3
2/12/79	920.3	805.4	729.8	661.9	583.4
2/13/79	923.1	828.0	728.5	663.2	580.2
2/14/79	914.5	835.8	728.8	682.7	586.4
2/15/79	907.7	830.0	728.4	693.4	585.4
2/16/79	904.6	834.2	731.4	705.5	588.2
2/17/79	895.3	821.2	731.1	706.4	586.5
2/18/79	885.7	818.5	728.6	701.7	584.4
2/19/79	875.0	805.0	729.2	700.1	581.5
2/20/79	861.0	763.0	721.4	675.5	575.0
2/21/79	857.4	804.1	725.0	700.5	579.2
2/22/79	853.7	812.4	725.6	706.7	579.5
2/23/79	850.8	823.3	726.4	714.7	581.1
2/24/79	847.0	823.3	726.0	715.5	580.3
2/25/79	843.3	826.0	726.6	717.6	581.6
2/26/79	841.8	838.2	728.0	733.3	585.4
2/27/79	839.6	836.0	727.5	734.8	587.4
2/28/79	834.4	834.6	721.6	726.9	587.5
3/1/79	824.8	828.4	712.1	717.0	588.3
3/2/79	808.0	811.8	697.6	701.6	589.5
3/3/79	786.0	790.4	678.3	682.5	590.2
3/4/79	759.7	764.6	655.4	661.6	591.0
3/5/79	731.4	736.9	629.9	634.7	591.8
3/6/79	702.2	707.4	603.8	609.1	592.7
3/7/79	674.0	680.1	579.9	585.5	593.4
3/8/79	648.9	654.9	558.9	564.4	594.1

## Daily DSM2 Model Output

	DB3	DB4	DB3	DB4	DB3
Date	Avg Of B1	Avg Of B1	Avg Of B2	Avg Of B2	Avg Of H3
3/9/79	629.1	634.9	542.1	547.7	595.4
3/10/79	613.1	619.2	531.4	539.3	597.7
3/11/79	597.8	604.2	528.2	539.4	597.8
3/12/79	583.3	589.4	527.1	536.7	594.7
3/13/79	572.2	578.9	527.5	533.6	589.7
3/14/79	561.1	568.0	527.0	528.6	585.8
3/15/79	550.0	556.3	526.3	524.9	574.7
3/16/79	540.6	547.1	526.0	529.5	570.0
3/17/79	532.2	539.4	526.0	522.4	561.1
3/18/79	523.8	531.9	525.6	521.1	551.3
3/19/79	515.2	522.0	525.2	520.2	542.2
3/20/79	507.2	513.7	525.4	519.8	530.9
3/21/79	499.9	507.5	526.2	522.1	529.0
3/22/79	493.3	500.3	526.4	523.0	516.5
3/23/79	486.9	494.2	526.7	522.2	506.6
3/24/79	481.0	488.4	526.4	519.8	495.4
3/25/79	475.0	482.9	525.6	514.9	482.5
3/26/79	469.2	476.6	521.4	501.9	466.0
3/27/79	464.5	469.5	521.9	509.5	456.2
3/28/79	462.2	467.7	522.6	516.5	457.1
3/29/79	459.8	466.0	523.2	520.8	454.1
3/30/79	457.0	463.5	524.2	529.3	451.2
3/31/79	455.4	463.8	525.0	523.6	448.9
4/1/79	455.9	467.3	525.5	525.5	448.5
4/2/79	457.3	462.8	526.5	528.3	448.0
4/3/79	458.2	443.1	527.7	529.5	447.8
4/4/79	455.1	425.2	528.5	528.5	446.6
4/5/79	453.5	420.5	529.0	526.9	444.9
4/6/79	453.2	420.9	529.5	528.8	444.4
4/7/79	450.2	420.1	530.1	529.8	443.6
4/8/79	445.8	421.1	530.6	530.8	443.6
4/9/79	444.1	416.7	531.5	532.9	444.3
4/10/79	442.1	408.3	531.8	531.5	443.4
4/11/79	440.4	403.7	532.1	531.1	443.6
4/12/79	436.7	398.4	532.1	530.8	443.8
4/13/79	431.3	390.4	531.9	528.3	444.2
4/14/79	425.5	388.0	530.7	526.2	444.1
4/15/79	420.9	384.5	530.1	525.0	444.0
4/16/79	418.5	383.6	529.9	525.7	444.3
4/17/79	416.8	383.5	530.1	530.7	445.0
4/18/79	414.5	376.5	530.6	530.5	444.7
4/19/79	410.0	370.2	531.2	531.3	444.9
4/20/79	405.9	365.5	530.9	528.8	444.5
4/21/79	401.1	360.7	530.3	526.2	444.1
4/22/79	394.3	360.9	529.7	523.9	444.4

## Daily DSM2 Model Output

	DB3	DB4	DB3	DB4	DB3
Date	Avg Of B1	Avg Of B1	Avg Of B2	Avg Of B2	Avg Of H3
4/23/79	394.2	360.7	529.3	523.8	444.4
4/24/79	389.4	357.4	528.3	522.1	444.3
4/25/79	386.0	352.3	526.4	517.7	444.4
4/26/79	384.2	357.6	526.1	522.8	444.6
4/27/79	380.2	355.2	526.0	524.0	445.2
4/28/79	379.4	351.2	526.0	523.9	445.1
4/29/79	375.6	348.5	525.9	524.3	445.6
4/30/79	375.8	347.7	526.1	525.7	445.1
5/1/79	375.6	346.1	526.6	527.2	445.2
5/2/79	374.0	344.8	527.4	528.7	445.1
5/3/79	372.8	341.6	527.9	529.4	444.8
5/4/79	370.7	339.4	527.6	525.3	444.5
5/5/79	368.7	338.6	526.7	523.5	444.5
5/6/79	367.2	336.3	526.1	523.2	444.6
5/7/79	366.1	338.2	525.7	521.9	445.4
5/8/79	365.1	337.6	525.5	522.2	445.6
5/9/79	362.9	333.1	524.7	520.7	446.4
5/10/79	360.2	331.6	523.4	519.1	446.1
5/11/79	357.4	327.0	521.5	514.3	445.7
5/12/79	353.9	323.6	518.8	511.2	445.8
5/13/79	349.6	321.6	516.0	507.7	445.3
5/14/79	348.4	321.7	514.2	506.2	445.0
5/15/79	346.3	322.0	513.2	507.8	444.5
5/16/79	345.0	320.6	511.9	508.6	444.2
5/17/79	343.8	315.0	511.0	508.0	444.2
5/18/79	341.5	314.9	510.1	506.0	444.7
5/19/79	337.8	314.6	508.7	504.1	444.3
5/20/79	340.1	321.2	508.0	504.2	444.1
5/21/79	340.4	325.9	507.3	505.0	443.8
5/22/79	339.9	325.2	506.0	503.1	442.9
5/23/79	339.6	325.4	504.4	499.8	440.5
5/24/79	338.5	325.8	502.0	496.3	436.4
5/25/79	338.9	329.3	499.7	502.0	430.0
5/26/79	339.5	335.7	495.9	502.9	423.0
5/27/79	340.4	341.6	489.0	497.2	416.2
5/28/79	342.2	345.8	479.3	486.8	409.1
5/29/79	344.3	350.1	468.3	475.6	402.0
5/30/79	346.5	351.7	458.0	465.0	395.4
5/31/79	348.8	357.2	450.6	465.9	391.2
6/1/79	350.6	362.2	452.5	476.4	393.9
6/2/79	352.5	365.3	454.4	465.0	397.8
6/3/79	355.1	369.3	455.1	457.5	399.5
6/4/79	358.5	376.0	455.9	454.3	402.3
6/5/79	362.9	382.4	455.8	451.4	404.2
6/6/79	367.1	386.8	455.8	446.8	406.0

## Daily DSM2 Model Output

	DB3	DB4	DB3	DB4	DB3
Date	Avg Of B1	Avg Of B1	Avg Of B2	Avg Of B2	Avg Of H3
6/7/79	371.4	385.9	454.7	443.6	407.1
6/8/79	374.8	385.8	453.4	441.5	407.8
6/9/79	378.4	386.9	450.8	437.7	407.6
6/10/79	380.9	386.4	448.8	434.1	407.1
6/11/79	383.0	387.4	446.1	430.9	405.9
6/12/79	384.8	388.7	443.8	432.1	405.0
6/13/79	386.8	393.9	442.8	432.9	404.4
6/14/79	389.1	396.0	442.1	430.9	404.0
6/15/79	391.2	398.9	441.0	428.6	404.1
6/16/79	393.7	402.9	440.7	429.8	404.2
6/17/79	395.9	402.6	439.9	427.9	404.7
6/18/79	397.9	402.2	438.9	425.1	404.3
6/19/79	399.2	401.3	436.6	420.7	403.3
6/20/79	399.9	399.1	435.0	419.6	401.9
6/21/79	400.5	399.2	432.8	415.6	400.4
6/22/79	400.4	396.5	430.1	409.8	398.0
6/23/79	400.3	395.2	427.3	407.2	395.6
6/24/79	400.4	398.7	425.2	407.8	393.9
6/25/79	400.8	402.6	424.5	410.9	392.9
6/26/79	402.1	406.4	424.0	410.9	392.3
6/27/79	403.3	409.6	423.3	409.5	391.4
6/28/79	404.7	414.6	423.2	411.0	390.9
6/29/79	406.8	418.2	423.2	413.1	390.2
6/30/79	409.1	419.4	423.1	401.9	389.9
7/1/79	411.0	401.9	421.0	393.7	387.0
7/2/79	410.2	382.0	418.2	393.3	383.1
7/3/79	407.7	372.5	416.7	393.1	381.9
7/4/79	403.2	362.1	413.4	388.4	377.7
7/5/79	398.2	356.6	410.1	383.6	374.9
7/6/79	392.4	356.1	405.2	381.8	370.1
7/7/79	386.7	350.6	400.4	378.4	365.4
7/8/79	381.4	344.2	397.1	374.6	361.6
7/9/79	375.8	343.1	393.5	373.0	358.0
7/10/79	370.8	341.0	391.0	371.7	355.5
7/11/79	367.4	337.6	388.5	368.3	353.3
7/12/79	364.1	335.3	386.6	366.3	351.6
7/13/79	360.4	337.3	385.0	366.0	350.3
7/14/79	359.4	332.7	384.4	364.8	350.9
7/15/79	357.9	335.5	383.3	369.7	350.7
7/16/79	357.5	336.9	382.0	367.9	350.6
7/17/79	356.1	336.1	380.7	364.0	350.9
7/18/79	354.3	332.1	378.6	360.4	350.6
7/19/79	352.1	333.1	375.7	359.6	350.1
7/20/79	351.4	334.0	374.7	359.4	350.5
7/21/79	350.8	336.1	373.4	357.8	351.4

## Daily DSM2 Model Output

	DB3	DB4	DB3	DB4	DB3
Date	Avg Of B1	Avg Of B1	Avg Of B2	Avg Of B2	Avg Of H3
7/22/79	350.2	336.8	372.5	357.3	352.3
7/23/79	350.8	338.2	371.5	356.3	353.6
7/24/79	351.6	342.9	371.2	357.0	355.6
7/25/79	352.8	347.2	370.7	357.8	357.7
7/26/79	354.5	351.3	371.6	358.5	360.2
7/27/79	357.1	358.2	372.0	360.5	363.4
7/28/79	359.6	361.0	372.8	360.2	366.8
7/29/79	362.7	364.3	373.0	361.0	370.7
7/30/79	365.4	368.0	374.2	362.9	373.6
7/31/79	367.2	369.0	373.2	352.6	376.6
8/1/79	369.0	370.5	372.1	356.1	379.6
8/2/79	370.6	371.3	370.5	355.2	382.1
8/3/79	372.0	372.7	368.3	356.5	384.3
8/4/79	373.3	374.2	367.6	357.1	386.3
8/5/79	374.4	374.3	366.5	353.7	387.7
8/6/79	375.0	376.1	364.2	351.0	388.9
8/7/79	375.9	375.9	362.8	350.9	390.0
8/8/79	377.1	377.4	361.4	350.0	391.1
8/9/79	378.3	380.0	361.0	350.4	392.5
8/10/79	379.9	381.3	360.4	347.4	393.7
8/11/79	381.3	383.9	359.8	347.0	395.2
8/12/79	383.3	387.1	359.7	350.1	396.8
8/13/79	385.8	390.8	360.4	353.0	398.9
8/14/79	388.0	394.0	360.4	351.2	400.8
8/15/79	390.5	397.3	359.9	349.4	402.8
8/16/79	393.5	401.2	359.3	348.2	404.7
8/17/79	396.0	405.2	358.6	345.7	406.8
8/18/79	399.3	407.6	357.7	343.2	409.1
8/19/79	402.2	412.7	357.0	343.9	411.2
8/20/79	405.6	417.0	356.8	345.3	414.3
8/21/79	408.5	420.7	356.5	343.6	416.5
8/22/79	412.6	425.3	356.5	345.3	420.0
8/23/79	415.1	434.0	356.7	345.3	422.9
8/24/79	419.0	435.0	357.7	345.4	426.1
8/25/79	423.3	440.6	357.6	345.2	430.2
8/26/79	427.1	446.0	358.3	343.4	432.9
8/27/79	431.9	452.1	358.4	344.6	436.7
8/28/79	436.2	456.2	358.4	342.8	440.1
8/29/79	441.0	460.1	357.9	344.6	444.0
8/30/79	445.1	465.0	357.5	344.5	448.2
8/31/79	449.8	466.8	356.2	343.7	452.3
9/1/79	454.1	469.5	354.8	344.2	456.4
9/2/79	458.3	474.3	353.9	343.3	460.2
9/3/79	461.5	477.4	352.8	339.9	464.2
9/4/79	465.5	482.0	351.4	339.0	468.3



## Daily DSM2 Model Output

	DB3	DB4	DB3	DB4	DB3
Date	Avg Of B1	Avg Of B1	Avg Of B2	Avg Of B2	Avg Of H3
9/5/79	469.8	487.0	351.0	339.8	472.1
9/6/79	473.4	493.8	350.5	338.1	476.1
9/7/79	478.6	500.3	349.7	338.2	480.7
9/8/79	482.6	508.9	349.9	339.5	484.4
9/9/79	487.9	517.9	350.0	342.8	489.9
9/10/79	495.3	529.4	349.8	339.9	495.4
9/11/79	502.8	537.6	349.9	342.9	502.3
9/12/79	509.7	546.3	350.3	343.0	509.6
9/13/79	515.9	557.2	350.9	343.8	514.8
9/14/79	526.4	569.3	351.3	343.8	523.0
9/15/79	534.5	583.4	351.6	343.5	532.0
9/16/79	545.4	598.7	352.0	343.1	540.7
9/17/79	553.6	613.1	352.6	343.0	548.1
9/18/79	564.2	627.9	353.1	344.9	556.4
9/19/79	572.0	640.4	353.8	344.9	565.0
9/20/79	583.9	651.9	354.3	346.4	575.7
9/21/79	593.5	663.9	355.2	346.1	583.0
9/22/79	603.4	672.6	356.1	347.7	592.5
9/23/79	617.9	683.6	356.7	348.1	603.6
9/24/79	626.5	689.3	357.5	349.3	613.2
9/25/79	636.5	700.0	357.8	350.3	622.0
9/26/79	646.9	711.5	358.5	349.2	630.0
9/27/79	657.2	719.0	358.7	348.7	639.9
9/28/79	667.1	721.8	359.0	350.6	648.4
9/29/79	672.6	727.8	359.3	350.6	655.7
9/30/79	684.5	734.9	357.7	346.6	667.7
10/1/79	695.3	749.3	356.7	344.5	669.6
10/2/79	705.6	760.2	356.0	343.1	672.4
10/3/79	713.6	768.3	355.3	343.4	675.4
10/4/79	727.8	779.9	354.5	344.1	679.3
10/5/79	732.2	787.6	354.8	344.1	679.7
10/6/79	742.1	799.0	354.0	344.9	681.5
10/7/79	751.8	811.6	353.8	345.3	682.9
10/8/79	760.9	823.9	353.6	344.5	684.0
10/9/79	770.6	832.2	353.5	346.3	684.9
10/10/79	781.2	842.8	353.7	347.3	685.6
10/11/79	791.4	853.1	354.0	347.0	686.2
10/12/79	800.5	859.8	354.0	346.5	686.9
10/13/79	808.8	861.0	354.1	346.5	687.4
10/14/79	817.1	864.7	354.5	345.6	688.1
10/15/79	822.7	870.0	354.3	343.2	689.4
10/16/79	831.8	874.7	354.4	339.2	691.2
10/17/79	837.1	879.1	352.4	336.0	693.5
10/18/79	837.4	880.3	352.2	334.9	695.1
10/19/79	848.2	882.3	350.6	333.7	697.8

## Daily DSM2 Model Output

	DB3	DB4	DB3	DB4	DB3
Date	Avg Of B1	Avg Of B1	Avg Of B2	Avg Of B2	Avg Of H3
10/20/79	850.3	880.5	350.9	337.1	698.3
10/21/79	853.5	882.1	350.6	337.5	699.1
10/22/79	857.1	881.9	349.4	335.2	699.3
10/23/79	859.9	878.8	348.8	333.9	698.2
10/24/79	862.6	875.8	347.0	332.2	695.6
10/25/79	862.5	871.3	348.0	340.5	694.4
10/26/79	863.1	870.0	348.3	340.3	692.3
10/27/79	863.2	867.6	349.0	343.0	690.0
10/28/79	863.2	865.6	349.8	344.4	687.4
10/29/79	862.7	863.5	350.1	342.6	683.4
10/30/79	861.3	861.4	350.9	342.5	680.3
10/31/79	859.6	858.0	349.9	340.4	672.0
11/1/79	858.1	853.5	350.2	337.9	666.7
11/2/79	855.0	848.2	349.2	337.0	655.0
11/3/79	851.9	845.3	348.8	338.1	644.1
11/4/79	849.6	842.8	348.7	337.3	635.9
11/5/79	846.5	840.1	347.8	334.6	620.3
11/6/79	844.2	839.3	346.7	332.6	607.9
11/7/79	842.9	841.2	346.5	334.0	598.3
11/8/79	842.4	844.0	346.3	335.5	591.3
11/9/79	842.8	848.4	346.5	334.9	581.9
11/10/79	843.8	853.7	346.5	338.0	575.7
11/11/79	845.8	859.4	346.2	338.7	566.4
11/12/79	847.5	867.6	347.1	340.1	563.9
11/13/79	849.5	874.5	347.9	343.2	558.5
11/14/79	854.8	884.1	348.7	346.1	544.5
11/15/79	859.7	889.3	350.1	350.5	541.6
11/16/79	864.4	895.1	351.8	353.7	533.4
11/17/79	867.3	897.6	353.6	357.2	531.3
11/18/79	869.2	899.1	355.4	360.2	528.3
11/19/79	873.4	906.9	357.8	363.5	522.3
11/20/79	876.1	912.6	360.4	368.0	518.9
11/21/79	881.2	919.6	363.7	372.9	514.1
11/22/79	887.4	922.8	367.1	377.9	509.5
11/23/79	891.0	928.9	370.1	383.1	507.8
11/24/79	894.2	930.2	373.8	387.9	506.1
11/25/79	897.8	929.4	377.2	391.0	504.2
11/26/79	903.0	928.0	380.9	393.4	503.6
11/27/79	902.8	930.2	383.1	396.9	503.7
11/28/79	906.1	935.3	387.8	401.1	503.0
11/29/79	907.3	937.5	390.2	404.1	502.9
11/30/79	916.0	942.4	396.1	407.5	504.2
12/1/79	924.2	947.3	400.4	409.3	506.8
12/2/79	927.7	943.0	403.2	409.2	510.2
12/3/79	928.0	936.7	405.4	409.7	514.0

## Daily DSM2 Model Output

	DB3	DB4	DB3	DB4	DB3
Date	Avg Of B1	Avg Of B1	Avg Of B2	Avg Of B2	Avg Of H3
12/4/79	928.5	931.5	407.8	410.5	517.9
12/5/79	929.4	932.5	408.4	405.9	523.1
12/6/79	933.2	940.6	408.4	402.1	531.5
12/7/79	936.8	952.0	409.1	400.9	538.4
12/8/79	944.3	967.5	409.5	399.9	547.0
12/9/79	954.9	990.5	409.5	398.0	557.0
12/10/79	969.6	1012.5	408.7	396.9	567.0
12/11/79	974.6	1036.9	409.0	394.7	575.0
12/12/79	994.1	1063.9	407.3	391.5	590.3
12/13/79	1020.1	1092.2	405.6	388.0	609.7
12/14/79	1043.1	1129.3	403.4	382.8	627.9
12/15/79	1067.7	1154.8	401.4	380.9	644.5
12/16/79	1081.2	1179.8	399.5	379.9	656.0
12/17/79	1120.0	1209.1	395.7	376.0	679.3
12/18/79	1141.0	1249.3	393.8	374.8	694.1
12/19/79	1172.1	1290.7	391.2	374.9	711.4
12/20/79	1204.4	1345.3	389.7	374.0	738.2
12/21/79	1222.3	1379.4	389.6	377.2	751.5
12/22/79	1296.2	1471.9	386.0	369.4	792.7
12/23/79	1334.3	1499.3	385.2	369.6	808.2
12/24/79	1358.8	1482.3	386.5	377.6	818.4
12/25/79	1383.1	1536.1	385.8	376.5	837.7
12/26/79	1403.6	1559.6	386.1	374.9	857.4
12/27/79	1457.9	1601.8	385.3	372.9	885.4
12/28/79	1492.5	1630.1	383.9	371.4	911.9
12/29/79	1517.5	1607.2	381.4	368.2	943.8
12/30/79	1508.5	1547.7	381.5	370.0	940.0
12/31/79	1500.0	1502.9	386.0	383.2	944.0
1/1/80	1496.4	1479.0	390.0	380.7	942.8
1/2/80	1488.3	1452.8	391.1	376.4	930.1
1/3/80	1474.8	1429.1	392.2	378.7	907.8
1/4/80	1470.7	1408.2	394.0	372.8	888.8
1/5/80	1460.0	1387.1	395.8	374.3	876.5
1/6/80	1446.9	1361.9	397.3	375.4	846.9
1/7/80	1442.4	1371.8	397.9	379.4	848.6
1/8/80	1438.1	1393.5	399.4	380.8	836.5
1/9/80	1430.9	1403.8	404.5	384.0	832.6
1/10/80	1423.0	1402.6	403.6	383.9	812.2
1/11/80	1414.4	1399.7	405.3	379.3	804.5
1/12/80	1405.4	1400.8	408.5	393.4	795.7
1/13/80	1388.3	1386.3	411.7	394.7	784.6
1/14/80	1362.9	1366.1	414.8	417.5	790.2
1/15/80	1322.5	1328.2	418.9	425.2	786.7
1/16/80	1266.9	1273.3	424.5	434.9	781.8
1/17/80	1205.5	1209.8	430.0	439.6	775.0

## Daily DSM2 Model Output

	DB3	DB4	DB3	DB4	DB3
Date	Avg Of B1	Avg Of B1	Avg Of B2	Avg Of B2	Avg Of H3
1/18/80	1140.2	1142.1	434.8	443.8	763.7
1/19/80	1071.0	1070.9	436.4	444.6	745.3
1/20/80	999.6	1000.2	436.2	444.3	723.1
1/21/80	925.7	928.5	434.1	441.8	696.9
1/22/80	851.2	861.8	430.9	440.9	670.8
1/23/80	762.4	793.0	426.4	434.0	640.4
1/24/80	664.8	728.3	419.8	427.4	607.5
1/25/80	596.0	668.5	412.9	420.7	575.0
1/26/80	543.2	616.7	406.1	414.8	544.0
1/27/80	511.5	573.2	399.4	408.1	517.4
1/28/80	485.4	535.8	393.3	402.2	493.9
1/29/80	463.6	504.2	388.2	400.7	474.4
1/30/80	442.6	477.9	383.8	391.6	457.5
1/31/80	421.7	479.5	384.3	413.8	435.2
2/1/80	407.4	473.9	379.7	411.5	408.8
2/2/80	404.2	453.9	381.3	412.2	404.4
2/3/80	397.2	444.9	377.3	411.3	396.2
2/4/80	387.8	436.8	371.4	409.0	387.3
2/5/80	388.4	428.0	373.2	404.8	387.8
2/6/80	390.2	428.3	377.3	408.9	389.2
2/7/80	391.4	431.9	380.3	415.7	391.0
2/8/80	395.1	427.3	384.5	413.5	393.9
2/9/80	398.2	441.2	389.0	429.9	397.4
2/10/80	402.8	446.2	394.0	436.8	401.8
2/11/80	406.9	445.2	398.1	435.8	406.0
2/12/80	411.0	447.5	402.7	439.1	410.2
2/13/80	415.2	451.8	407.6	444.0	414.3
2/14/80	420.4	456.6	413.3	449.5	419.5
2/15/80	425.4	457.5	419.1	451.3	424.5
2/16/80	429.9	460.7	424.1	455.3	429.0
2/17/80	432.6	458.7	427.3	453.5	431.8
2/18/80	434.0	460.0	429.1	455.9	433.4
2/19/80	434.3	456.4	429.9	452.0	433.4
2/20/80	428.3	451.8	424.3	448.2	426.8
2/21/80	401.9	451.5	399.2	449.5	403.1
2/22/80	365.0	422.1	363.5	419.4	365.8
2/23/80	347.1	405.9	345.1	403.8	346.7
2/24/80	339.8	395.8	338.8	394.4	339.9
2/25/80	335.5	379.9	334.0	377.7	336.1
2/26/80	332.0	370.5	330.7	368.5	332.1
2/27/80	334.8	368.3	333.6	366.9	334.9
2/28/80	337.9	368.4	336.4	366.9	338.0
2/29/80	330.8	344.8	330.0	343.7	330.8
3/1/80	310.6	333.7	309.5	332.5	310.7
3/2/80	307.6	326.7	306.7	325.6	306.9

## Daily DSM2 Model Output

	DB3	DB4	DB3	DB4	DB3
Date	Avg Of B1	Avg Of B1	Avg Of B2	Avg Of B2	Avg Of H3
3/3/80	299.4	316.3	298.4	315.4	298.4
3/4/80	280.8	300.6	279.8	299.6	280.7
3/5/80	270.1	289.5	268.8	288.3	269.4
3/6/80	260.2	278.7	258.8	277.3	259.5
3/7/80	252.3	270.8	250.6	269.5	251.4
3/8/80	243.2	262.1	241.8	260.8	242.6
3/9/80	236.8	254.9	235.5	253.8	236.3
3/10/80	234.7	249.5	233.8	248.5	234.2
3/11/80	232.9	245.3	232.0	244.5	232.4
3/12/80	231.7	241.3	231.0	240.5	231.3
3/13/80	230.5	237.6	229.9	236.9	230.1
3/14/80	229.3	234.9	228.9	234.4	228.9
3/15/80	228.2	232.8	227.8	232.3	227.9
3/16/80	227.0	231.8	226.6	231.4	226.7
3/17/80	225.8	230.4	225.5	230.0	225.6
3/18/80	225.0	229.0	224.7	228.8	224.7
3/19/80	224.5	228.9	224.3	228.8	224.2
3/20/80	224.2	229.2	224.2	229.2	223.9
3/21/80	223.9	228.2	223.9	228.2	223.7
3/22/80	223.8	228.0	223.8	228.1	223.5
3/23/80	223.7	228.4	223.8	228.5	223.5
3/24/80	223.7	229.1	223.7	229.2	223.5
3/25/80	223.9	238.6	223.9	228.8	223.7
3/26/80	224.3	229.3	224.3	229.4	224.2
3/27/80	224.9	230.3	224.9	230.3	224.8
3/28/80	225.7	231.2	225.8	231.3	225.7
3/29/80	226.5	237.0	226.7	239.3	226.5
3/30/80	227.5	233.0	227.8	233.3	227.5
3/31/80	229.3	236.3	229.3	236.2	229.0
4/1/80	231.9	242.5	230.7	238.2	230.5
4/2/80	234.5	246.9	233.6	243.4	232.7
4/3/80	238.1	253.8	237.5	251.2	235.5
4/4/80	241.9	257.0	242.3	257.1	238.7
4/5/80	246.0	259.4	245.5	256.2	242.5
4/6/80	249.2	265.0	249.6	261.7	247.4
4/7/80	253.6	272.5	253.3	271.4	252.5
4/8/80	258.3	278.3	257.1	271.5	258.4
4/9/80	262.4	281.1	260.9	276.3	265.0
4/10/80	267.5	284.3	265.3	279.2	271.4
4/11/80	270.8	285.9	268.7	280.9	277.2
4/12/80	275.2	288.0	272.1	284.8	283.0
4/13/80	278.4	288.9	275.6	286.3	289.0
4/14/80	281.7	291.6	280.1	289.4	294.2
4/15/80	285.1	294.1	283.6	293.0	299.7
4/16/80	288.3	296.7	287.1	296.3	304.9

## Daily DSM2 Model Output

	DB3	DB4	DB3	DB4	DB3
Date	Avg Of B1	Avg Of B1	Avg Of B2	Avg Of B2	Avg Of H3
4/17/80	291.9	300.3	290.9	300.0	309.6
4/18/80	294.7	302.9	294.9	303.5	314.3
4/19/80	297.9	306.8	298.7	307.5	318.4
4/20/80	301.1	311.7	301.7	312.0	322.6
4/21/80	305.3	318.1	306.5	319.1	326.7
4/22/80	308.7	322.9	309.6	321.7	329.4
4/23/80	313.1	325.9	312.6	326.1	333.2
4/24/80	316.3	328.6	316.8	330.3	336.8
4/25/80	319.4	329.9	321.0	333.9	340.2
4/26/80	322.6	333.8	325.2	336.5	344.6
4/27/80	325.3	331.7	328.6	340.3	347.5
4/28/80	328.2	333.8	332.4	342.1	350.8
4/29/80	331.1	337.4	336.1	346.6	354.6
4/30/80	334.0	335.8	340.0	349.2	357.6
5/1/80	335.9	332.4	343.1	352.4	360.1
5/2/80	337.3	331.2	347.4	357.5	363.1
5/3/80	338.0	330.2	350.5	359.7	364.6
5/4/80	338.9	329.3	354.0	362.3	366.2
5/5/80	340.2	330.6	356.6	366.2	368.4
5/6/80	341.7	331.7	360.3	372.7	370.5
5/7/80	341.6	333.4	363.6	374.2	372.5
5/8/80	341.9	327.7	366.4	377.4	374.5
5/9/80	341.8	328.6	370.1	378.3	377.0
5/10/80	342.4	329.1	373.0	380.7	379.1
5/11/80	343.2	332.3	375.5	382.8	381.1
5/12/80	342.6	330.6	378.5	384.8	383.2
5/13/80	342.3	329.7	381.3	385.8	384.9
5/14/80	342.0	330.9	383.5	387.8	386.8
5/15/80	342.7	334.4	385.6	390.4	387.4
5/16/80	342.9	332.9	388.0	393.7	388.7
5/17/80	343.1	332.6	390.6	397.9	389.6
5/18/80	343.7	333.3	393.3	399.5	390.6
5/19/80	344.5	333.9	395.2	402.5	390.8
5/20/80	344.7	334.0	397.7	405.4	391.2
5/21/80	345.4	334.7	399.8	408.9	392.0
5/22/80	347.9	339.9	403.2	411.6	392.5
5/23/80	348.6	339.6	405.1	414.1	393.5
5/24/80	349.4	336.7	407.3	417.5	394.4
5/25/80	348.8	332.7	410.0	418.1	395.4
5/26/80	348.4	331.6	411.7	417.9	396.0
5/27/80	347.8	331.0	413.5	418.3	396.8
5/28/80	347.1	330.5	415.2	419.9	397.8
5/29/80	345.1	326.2	416.4	419.4	398.4
5/30/80	344.3	329.1	417.6	420.2	399.5
5/31/80	344.5	327.4	419.3	420.9	399.7

## Daily DSM2 Model Output

	DB3	DB4	DB3	DB4	DB3
Date	Avg Of B1	Avg Of B1	Avg Of B2	Avg Of B2	Avg Of H3
6/1/80	344.1	329.6	419.7	423.3	401.4
6/2/80	344.2	330.6	419.0	426.3	402.8
6/3/80	344.6	332.1	418.7	427.5	403.1
6/4/80	345.6	333.7	421.6	429.4	404.7
6/5/80	345.4	333.2	426.7	433.7	408.8
6/6/80	347.3	337.2	432.5	443.8	414.5
6/7/80	347.9	337.1	438.1	450.9	420.7
6/8/80	348.2	336.2	443.4	457.1	426.2
6/9/80	348.0	333.6	448.1	460.3	431.7
6/10/80	347.7	335.4	452.4	460.8	436.4
6/11/80	347.7	335.4	455.7	461.6	440.5
6/12/80	347.9	335.0	457.7	461.2	443.6
6/13/80	348.3	336.8	459.3	462.1	446.6
6/14/80	349.4	339.3	460.5	462.9	449.2
6/15/80	350.4	339.9	461.5	463.7	451.1
6/16/80	352.1	341.9	462.4	465.7	453.3
6/17/80	353.8	345.2	463.6	468.4	456.1
6/18/80	356.3	347.8	464.9	471.1	459.2
6/19/80	357.6	350.1	466.4	474.6	462.3
6/20/80	360.5	353.7	467.5	474.9	465.4
6/21/80	362.3	353.7	468.8	475.8	468.7
6/22/80	364.0	353.3	470.2	476.0	472.2
6/23/80	364.8	350.5	471.0	474.5	475.6
6/24/80	365.5	351.8	471.5	474.2	478.9
6/25/80	366.1	353.2	472.2	473.8	482.0
6/26/80	366.2	350.6	472.3	473.2	484.7
6/27/80	365.4	348.2	472.4	471.6	487.5
6/28/80	365.5	347.4	472.9	472.3	489.8
6/29/80	365.4	349.3	473.3	473.8	491.7
6/30/80	365.8	353.3	474.2	478.1	494.3
7/1/80	366.8	357.8	475.3	482.0	496.5
7/2/80	367.9	362.0	476.8	484.9	496.8
7/3/80	369.9	361.3	478.7	487.4	497.3
7/4/80	371.6	364.1	480.8	489.5	493.2
7/5/80	372.8	364.8	482.4	488.7	490.9
7/6/80	373.9	364.1	483.7	487.6	485.5
7/7/80	374.7	365.4	485.1	485.9	480.5
7/8/80	375.1	365.5	485.7	485.1	475.0
7/9/80	375.4	365.6	486.0	483.5	469.0
7/10/80	376.2	365.4	486.0	482.2	462.6
7/11/80	377.0	368.4	486.1	483.6	456.8
7/12/80	378.0	370.5	486.6	485.3	453.0
7/13/80	379.5	371.2	487.0	486.2	449.1
7/14/80	381.1	371.9	488.1	486.7	444.2
7/15/80	382.8	373.7	488.9	487.6	441.6

## Daily DSM2 Model Output

	DB3	DB4	DB3	DB4	DB3
Date	Avg Of B1	Avg Of B1	Avg Of B2	Avg Of B2	Avg Of H3
7/16/80	384.1	373.5	490.1	486.8	438.1
7/17/80	386.1	372.6	491.1	483.9	435.7
7/18/80	387.5	374.5	491.9	487.0	432.3
7/19/80	388.7	375.0	492.4	485.0	430.2
7/20/80	389.5	375.8	492.8	481.8	427.8
7/21/80	390.1	375.0	492.6	480.0	424.7
7/22/80	390.3	374.9	491.9	476.6	420.7
7/23/80	390.7	371.2	490.4	471.5	415.9
7/24/80	389.7	371.0	488.1	467.7	411.5
7/25/80	389.3	372.1	486.2	467.5	406.5
7/26/80	388.8	372.0	484.6	464.8	402.7
7/27/80	389.0	369.7	482.6	462.9	398.3
7/28/80	389.2	370.7	481.5	465.6	395.0
7/29/80	388.9	370.6	480.5	464.0	391.7
7/30/80	388.8	370.5	479.5	464.1	388.3
7/31/80	389.5	370.5	480.0	455.0	383.4
8/1/80	389.8	374.5	477.9	454.9	381.2
8/2/80	390.2	380.4	475.9	455.6	377.3
8/3/80	390.1	381.5	472.9	453.9	373.5
8/4/80	389.7	379.9	469.8	451.2	368.8
8/5/80	389.4	380.1	466.1	447.8	364.4
8/6/80	389.9	379.4	464.2	444.1	360.6
8/7/80	390.3	379.2	461.8	440.6	356.8
8/8/80	390.7	379.7	460.0	439.1	353.1
8/9/80	391.0	380.6	458.2	438.1	350.5
8/10/80	391.6	383.9	455.5	437.7	347.1
8/11/80	392.5	383.2	455.6	434.5	345.6
8/12/80	392.9	383.1	453.7	433.0	344.1
8/13/80	393.9	381.7	453.0	429.7	342.2
8/14/80	394.8	382.0	451.9	428.2	341.5
8/15/80	395.4	382.4	451.1	426.2	341.0
8/16/80	395.8	384.0	448.7	425.4	341.0
8/17/80	395.4	380.7	446.6	419.8	340.2
8/18/80	396.0	384.4	445.0	424.8	340.7
8/19/80	396.2	385.7	443.5	422.3	340.3
8/20/80	395.8	385.6	440.8	417.9	339.9
8/21/80	395.5	383.9	435.4	414.2	339.4
8/22/80	394.7	384.3	433.3	412.0	339.1
8/23/80	394.3	385.6	430.0	409.8	339.1
8/24/80	394.6	386.5	428.5	408.2	339.6
8/25/80	394.9	387.2	426.2	407.2	340.5
8/26/80	395.3	389.2	424.3	406.4	341.6
8/27/80	396.1	389.5	422.9	403.7	344.0
8/28/80	396.6	391.1	421.2	402.1	345.9
8/29/80	397.5	393.9	419.2	400.7	349.2



## Daily DSM2 Model Output

	DB3	DB4	DB3	DB4	DB3
Date	Avg Of B1	Avg Of B1	Avg Of B2	Avg Of B2	Avg Of H3
8/30/80	398.9	395.2	418.3	397.4	352.6
8/31/80	399.0	393.0	415.0	391.3	355.7
9/1/80	399.2	391.6	412.4	391.3	358.1
9/2/80	399.1	393.0	409.4	390.5	361.1
9/3/80	399.4	395.8	406.9	387.4	364.1
9/4/80	400.4	398.4	405.1	386.3	366.9
9/5/80	401.9	400.8	403.4	382.9	369.9
9/6/80	403.4	404.4	400.8	380.6	372.9
9/7/80	405.3	409.3	399.7	381.3	375.7
9/8/80	407.8	414.9	399.0	383.3	378.3
9/9/80	410.4	421.1	398.4	384.0	381.0
9/10/80	414.0	428.0	397.5	384.3	384.1
9/11/80	417.5	435.0	398.1	384.5	386.2
9/12/80	421.3	444.9	397.7	383.4	388.8
9/13/80	426.2	451.4	397.4	385.7	391.3
9/14/80	431.3	460.9	397.7	385.3	393.8
9/15/80	437.2	470.8	397.3	385.5	396.5
9/16/80	445.3	478.6	396.5	383.1	398.9
9/17/80	451.2	485.3	395.6	384.0	400.5
9/18/80	456.6	491.0	394.9	383.6	402.2
9/19/80	463.7	497.8	394.1	381.8	403.6
9/20/80	471.8	502.7	393.0	379.5	404.7
9/21/80	476.3	508.0	391.7	377.6	405.5
9/22/80	483.5	514.1	390.1	375.6	405.9
9/23/80	488.9	519.8	388.8	373.2	406.3
9/24/80	494.9	525.0	388.2	373.8	406.5
9/25/80	501.3	532.1	387.2	373.8	406.7
9/26/80	507.6	538.5	386.3	373.3	406.6
9/27/80	514.9	549.3	385.2	373.7	406.3
9/28/80	523.7	556.8	384.8	373.6	406.4
9/29/80	529.0	566.3	384.2	372.7	406.3
9/30/80	534.4	574.4	383.7	373.3	405.9
10/1/80	544.0	590.9	383.1	376.6	405.6
10/2/80	553.7	602.6	383.0	379.3	405.4
10/3/80	564.3	619.2	383.2	380.9	405.3
10/4/80	575.5	628.3	383.6	383.5	405.3
10/5/80	580.7	639.7	384.2	385.2	405.5
10/6/80	592.7	649.2	385.1	387.6	405.8
10/7/80	601.3	659.3	386.1	390.0	406.2
10/8/80	608.5	672.0	387.7	393.9	406.9
10/9/80	617.7	678.0	389.3	395.0	407.8
10/10/80	628.6	686.5	391.2	396.8	408.4
10/11/80	637.7	694.4	393.5	400.0	409.3
10/12/80	646.4	698.3	396.1	401.8	410.3
10/13/80	652.2	698.5	398.5	404.2	411.2

## Daily DSM2 Model Output

	DB3	DB4	DB3	DB4	DB3
Date	Avg Of B1	Avg Of B1	Avg Of B2	Avg Of B2	Avg Of H3
10/14/80	657.6	700.2	400.9	407.1	412.2
10/15/80	666.4	702.2	403.6	409.5	413.5
10/16/80	668.8	692.1	405.6	409.7	413.9
10/17/80	671.0	687.8	407.2	410.8	413.8
10/18/80	672.8	685.2	408.7	410.1	413.0
10/19/80	673.5	676.6	409.5	408.4	411.4
10/20/80	673.1	669.7	410.0	402.9	410.1
10/21/80	671.2	663.6	409.7	401.0	407.0
10/22/80	668.3	656.5	409.2	396.9	405.3
10/23/80	665.4	652.4	408.1	397.1	402.8
10/24/80	661.7	650.6	406.8	395.8	400.2
10/25/80	659.3	648.8	406.1	395.7	398.5
10/26/80	657.3	649.9	405.4	398.5	396.9
10/27/80	655.7	650.9	405.5	400.3	396.3
10/28/80	654.9	653.9	405.7	400.5	396.0
10/29/80	654.8	658.2	405.9	400.2	395.3
10/30/80	656.0	663.7	406.5	402.5	394.9
10/31/80	658.0	667.4	406.7	403.8	394.6
11/1/80	658.9	671.7	407.0	406.0	394.5
11/2/80	661.3	675.3	407.7	408.4	394.8
11/3/80	663.1	679.7	408.6	409.5	395.4
11/4/80	666.0	683.8	409.5	410.8	396.2
11/5/80	668.6	687.8	410.5	412.2	397.1
11/6/80	671.4	691.2	411.7	414.0	398.2
11/7/80	675.0	693.8	413.0	415.4	399.6
11/8/80	676.8	696.4	414.4	416.5	401.1
11/9/80	679.6	698.4	415.8	418.0	402.8
11/10/80	681.5	698.9	417.3	423.0	404.6
11/11/80	683.5	698.2	418.9	422.0	406.5
11/12/80	685.4	699.2	420.5	424.5	408.6
11/13/80	686.8	699.2	422.1	426.0	410.8
11/14/80	687.9	697.8	423.9	427.5	413.3
11/15/80	689.2	696.8	425.6	429.1	416.0
11/16/80	690.0	696.4	427.4	430.9	418.6
11/17/80	690.5	694.9	429.3	433.1	421.5
11/18/80	690.2	692.0	431.5	434.8	424.8
11/19/80	689.5	689.1	433.6	436.4	428.1
11/20/80	688.2	687.0	435.9	438.3	431.4
11/21/80	686.7	684.7	438.4	440.3	434.9
11/22/80	685.1	683.2	440.9	442.8	438.2
11/23/80	683.7	682.9	443.5	445.8	441.4
11/24/80	682.6	682.2	446.2	449.1	444.9
11/25/80	681.6	682.6	449.3	452.2	448.7
11/26/80	681.3	686.4	452.2	455.3	452.2
11/27/80	682.2	692.2	455.1	458.4	455.7

## Daily DSM2 Model Output

	DB3	DB4	DB3	DB4	DB3
Date	Avg Of B1	Avg Of B1	Avg Of B2	Avg Of B2	Avg Of H3
11/28/80	684.3	698.6	457.7	461.3	459.0
11/29/80	686.8	704.8	460.6	464.0	462.1
11/30/80	691.6	711.0	463.2	466.2	465.5
12/1/80	699.2	725.2	465.6	468.4	466.4
12/2/80	712.0	744.1	467.1	464.0	450.1
12/3/80	716.7	750.5	467.2	459.4	437.5
12/4/80	719.1	756.8	468.1	461.3	432.9
12/5/80	731.2	774.0	467.8	458.7	420.8
12/6/80	739.6	789.1	467.2	455.0	412.8
12/7/80	751.5	798.0	466.1	453.6	405.3
12/8/80	762.6	814.8	464.7	448.6	397.6
12/9/80	768.4	815.0	462.9	448.0	388.7
12/10/80	775.3	815.3	461.5	443.2	382.9
12/11/80	781.2	809.3	458.9	436.9	372.1
12/12/80	782.9	798.4	457.9	439.5	372.2
12/13/80	782.9	791.7	456.8	440.6	367.1
12/14/80	783.9	786.7	455.6	435.9	361.6
12/15/80	783.0	779.7	452.7	429.2	358.1
12/16/80	781.0	771.9	448.6	421.3	351.7
12/17/80	778.1	765.5	446.3	417.1	349.8
12/18/80	774.2	761.0	441.9	418.9	349.2
12/19/80	770.3	754.6	438.9	413.1	348.5
12/20/80	766.2	748.5	432.1	408.8	350.3
12/21/80	762.4	746.6	430.6	412.2	353.8
12/22/80	758.2	740.9	427.8	408.8	359.2
12/23/80	754.8	736.4	426.0	406.4	365.1
12/24/80	752.1	733.2	424.4	406.3	372.6
12/25/80	747.5	729.4	422.1	400.5	386.0
12/26/80	747.0	731.1	421.3	401.4	396.2
12/27/80	744.6	731.2	420.2	400.5	411.7
12/28/80	744.3	730.7	419.3	400.1	416.4
12/29/80	741.3	726.9	416.5	394.0	433.9
12/30/80	738.5	721.7	413.2	382.6	459.8
12/31/80	737.6	722.5	413.3	394.8	477.8
1/1/81	738.5	725.5	417.0	413.1	479.1
1/2/81	738.8	726.1	419.9	421.0	496.5
1/3/81	738.4	726.5	424.0	427.4	506.9
1/4/81	737.7	722.7	429.0	433.2	518.1
1/5/81	737.1	723.9	436.0	440.4	530.6
1/6/81	735.0	719.2	444.6	449.8	545.3
1/7/81	734.1	720.2	454.1	459.7	559.3
1/8/81	733.5	719.9	463.6	470.1	568.0
1/9/81	732.2	715.1	473.4	480.6	581.3
1/10/81	731.4	714.9	483.9	496.1	592.4
1/11/81	730.3	715.8	492.9	499.9	603.0

## Daily DSM2 Model Output

	DB3	DB4	DB3	DB4	DB3
Date	Avg Of B1	Avg Of B1	Avg Of B2	Avg Of B2	Avg Of H3
1/12/81	730.9	713.9	502.6	509.8	609.7
1/13/81	729.3	711.4	513.3	521.4	619.2
1/14/81	724.2	701.3	524.5	532.1	633.3
1/15/81	719.0	694.4	536.0	542.7	641.5
1/16/81	719.5	695.8	546.7	552.4	644.5
1/17/81	715.5	693.3	556.6	562.5	650.4
1/18/81	711.3	687.4	567.3	573.2	654.2
1/19/81	707.1	683.2	578.2	584.6	656.4
1/20/81	704.8	680.6	587.7	593.6	658.2
1/21/81	700.0	672.4	597.7	603.8	659.7
1/22/81	699.5	676.5	605.5	611.8	661.1
1/23/81	701.4	681.6	611.7	617.9	663.4
1/24/81	700.2	678.3	618.4	626.6	665.7
1/25/81	698.1	677.9	626.2	635.8	668.3
1/26/81	696.5	673.0	635.4	644.3	669.0
1/27/81	693.6	671.6	643.1	651.8	670.5
1/28/81	696.6	681.3	649.5	656.9	673.6
1/29/81	697.8	682.6	655.8	662.8	676.0
1/30/81	697.1	680.6	661.9	670.0	678.6
1/31/81	697.7	681.7	668.8	677.5	680.1
2/1/81	696.8	681.1	677.1	685.7	681.8
2/2/81	696.0	677.3	686.1	695.1	683.9
2/3/81	694.5	675.7	694.8	702.7	685.3
2/4/81	693.7	675.1	702.8	710.6	686.5
2/5/81	692.3	671.8	710.0	717.7	686.2
2/6/81	690.5	667.7	717.1	724.5	685.8
2/7/81	689.3	657.7	723.7	732.0	684.5
2/8/81	684.2	652.2	730.2	739.4	679.6
2/9/81	685.0	655.3	735.6	743.2	677.8
2/10/81	682.6	651.9	741.3	748.9	671.5
2/11/81	678.9	643.6	747.7	756.0	666.5
2/12/81	674.0	624.9	753.9	762.1	657.4
2/13/81	667.9	615.7	760.5	768.2	644.2
2/14/81	663.1	617.9	766.8	774.4	643.1
2/15/81	657.9	610.5	773.9	781.0	634.6
2/16/81	654.0	605.9	780.6	787.5	634.1
2/17/81	648.2	603.6	786.7	793.9	632.6
2/18/81	644.7	591.9	793.1	800.4	632.1
2/19/81	640.7	600.5	799.0	806.5	632.4
2/20/81	636.7	585.1	804.8	812.7	631.7
2/21/81	633.8	573.4	810.2	818.1	630.4
2/22/81	626.5	561.1	816.4	824.7	628.6
2/23/81	621.8	552.2	822.8	831.2	622.8
2/24/81	615.5	558.9	827.7	834.6	619.4
2/25/81	610.9	554.3	832.7	839.8	613.4

## Daily DSM2 Model Output

	DB3	DB4	DB3	DB4	DB3
Date	Avg Of B1	Avg Of B1	Avg Of B2	Avg Of B2	Avg Of H3
2/26/81	604.7	535.0	838.0	846.5	605.3
2/27/81	596.2	508.3	843.7	851.6	595.1
2/28/81	580.9	493.7	848.4	855.1	586.3
3/1/81	568.6	479.3	851.7	857.7	573.5
3/2/81	561.7	480.0	855.2	859.3	569.1
3/3/81	547.7	469.8	858.8	862.1	554.2
3/4/81	547.8	483.1	862.0	865.1	553.1
3/5/81	531.5	467.6	865.0	867.3	539.9
3/6/81	528.9	466.5	867.9	870.4	536.6
3/7/81	511.9	455.4	870.6	873.0	524.2
3/8/81	510.5	448.9	873.4	875.4	521.1
3/9/81	504.5	444.8	876.0	877.8	511.2
3/10/81	491.4	438.2	878.6	879.6	503.2
3/11/81	488.7	424.0	880.9	881.9	496.8
3/12/81	471.6	405.9	883.4	883.7	483.9
3/13/81	464.6	408.7	885.7	886.5	479.5
3/14/81	459.8	397.4	887.9	888.3	473.1
3/15/81	457.2	400.3	890.1	890.9	469.0
3/16/81	449.6	393.1	892.1	892.7	461.9
3/17/81	440.3	384.3	894.0	893.1	451.6
3/18/81	435.6	382.8	895.7	893.7	448.1
3/19/81	429.1	388.6	897.2	895.1	445.6
3/20/81	424.5	384.4	898.7	897.6	442.0
3/21/81	427.5	394.7	900.4	900.9	444.5
3/22/81	426.8	395.1	901.9	903.1	445.0
3/23/81	426.6	397.8	903.7	904.7	445.9
3/24/81	426.0	396.7	905.6	906.5	446.2
3/25/81	425.3	401.3	907.4	908.4	446.7
3/26/81	427.6	409.5	909.2	911.9	449.6
3/27/81	428.4	408.4	911.2	913.7	451.2
3/28/81	429.0	405.6	913.1	916.1	451.4
3/29/81	430.0	408.7	914.6	916.9	453.6
3/30/81	429.5	404.5	916.3	917.9	454.6
3/31/81	430.3	404.7	917.7	919.2	456.6
4/1/81	430.6	406.6	918.6	917.5	458.4
4/2/81	431.1	413.1	919.0	916.4	460.8
4/3/81	431.8	414.5	919.0	918.9	463.4
4/4/81	432.8	414.2	918.5	916.2	466.8
4/5/81	431.8	410.9	915.6	897.7	469.4
4/6/81	431.3	409.1	910.7	883.1	472.7
4/7/81	432.1	414.0	906.0	878.0	475.6
4/8/81	432.2	416.5	900.4	870.7	478.2
4/9/81	432.5	415.1	895.4	859.8	481.2
4/10/81	433.7	414.7	889.8	852.6	484.7
4/11/81	434.4	411.8	885.0	841.1	487.5

## Daily DSM2 Model Output

	DB3	DB4	DB3	DB4	DB3
Date	Avg Of B1	Avg Of B1	Avg Of B2	Avg Of B2	Avg Of H3
4/12/81	434.4	409.0	878.2	828.9	489.7
4/13/81	433.3	408.6	871.0	819.6	491.9
4/14/81	434.8	410.6	865.7	813.7	494.3
4/15/81	434.3	411.6	858.9	809.4	495.7
4/16/81	434.4	411.4	852.3	796.8	497.6
4/17/81	432.9	405.1	840.8	782.7	498.2
4/18/81	431.9	407.7	835.2	784.8	499.5
4/19/81	433.1	410.9	829.6	784.1	500.9
4/20/81	432.7	408.1	819.8	771.6	501.7
4/21/81	431.5	405.4	812.2	760.5	502.1
4/22/81	429.0	402.0	802.1	750.5	502.6
4/23/81	429.4	403.2	795.1	747.0	503.3
4/24/81	428.4	402.5	787.2	740.2	503.0
4/25/81	428.0	401.6	783.3	735.5	504.3
4/26/81	428.5	405.9	778.0	738.9	505.4
4/27/81	429.1	401.0	774.6	725.6	507.0
4/28/81	426.1	391.6	761.2	698.7	505.3
4/29/81	423.0	392.1	752.6	693.5	503.0
4/30/81	424.2	400.4	745.0	689.0	504.0
5/1/81	424.1	408.1	735.4	673.2	503.2
5/2/81	424.3	419.4	724.7	671.1	502.7
5/3/81	424.7	418.0	711.9	658.3	502.6
5/4/81	425.5	420.3	699.5	645.3	502.4
5/5/81	426.3	422.6	688.1	636.8	502.0
5/6/81	427.7	423.9	672.4	623.3	502.5
5/7/81	429.2	426.3	664.7	615.5	503.0
5/8/81	431.2	430.4	656.0	607.7	504.0
5/9/81	433.7	432.5	644.6	595.7	505.2
5/10/81	435.4	433.0	637.9	588.0	506.0
5/11/81	437.4	434.2	632.9	576.1	507.1
5/12/81	438.9	435.0	624.0	570.4	507.5
5/13/81	440.4	436.5	616.8	567.6	508.1
5/14/81	442.0	439.6	612.2	564.4	508.7
5/15/81	443.3	442.0	606.5	562.0	509.3
5/16/81	444.5	443.5	600.2	556.9	509.7
5/17/81	445.6	441.5	591.8	542.9	509.7
5/18/81	445.7	439.3	580.7	534.0	508.6
5/19/81	445.5	439.2	574.0	531.5	507.5
5/20/81	445.8	440.5	567.4	527.5	507.0
5/21/81	446.3	442.1	561.1	523.3	506.3
5/22/81	447.2	444.9	554.7	518.4	505.9
5/23/81	447.2	443.8	549.7	513.0	505.4
5/24/81	448.4	447.3	546.1	513.4	506.0
5/25/81	449.5	448.6	542.1	511.6	506.4
5/26/81	450.4	449.3	539.1	504.1	506.6

## Daily DSM2 Model Output

	DB3	DB4	DB3	DB4	DB3
Date	Avg Of B1	Avg Of B1	Avg Of B2	Avg Of B2	Avg Of H3
5/27/81	451.1	448.2	534.9	501.3	506.5
5/28/81	452.0	448.9	530.4	498.8	506.7
5/29/81	452.2	447.7	525.8	494.9	506.1
5/30/81	451.7	444.9	519.1	489.7	504.8
5/31/81	450.9	442.3	516.4	487.4	503.4
6/1/81	449.4	442.6	509.8	486.6	500.7
6/2/81	448.5	443.0	504.8	480.9	499.1
6/3/81	447.7	443.5	499.8	476.2	497.3
6/4/81	446.9	443.1	494.7	471.1	495.7
6/5/81	447.1	446.8	491.4	473.6	495.1
6/6/81	447.9	449.8	489.1	473.2	495.3
6/7/81	449.0	453.9	487.8	473.1	495.9
6/8/81	451.1	458.1	486.9	471.4	497.2
6/9/81	452.3	457.3	485.6	469.3	497.9
6/10/81	453.2	456.7	483.8	465.3	498.4
6/11/81	454.2	456.3	481.9	464.7	498.8
6/12/81	455.2	458.1	480.6	465.9	499.3
6/13/81	456.0	460.4	479.0	462.3	499.5
6/14/81	456.1	454.4	475.9	451.8	498.9
6/15/81	455.1	449.2	471.8	444.3	497.3
6/16/81	454.0	447.4	467.8	442.2	495.7
6/17/81	452.5	444.0	464.0	437.4	493.7
6/18/81	451.1	445.6	460.4	438.4	491.9
6/19/81	450.3	445.4	457.7	436.2	490.7
6/20/81	449.2	444.6	455.0	433.2	489.4
6/21/81	448.7	446.5	452.6	432.8	488.8
6/22/81	449.0	449.3	451.7	434.0	488.8
6/23/81	449.5	450.3	450.8	433.2	489.1
6/24/81	450.1	452.1	449.8	431.0	489.4
6/25/81	450.3	450.9	449.1	433.4	489.4
6/26/81	450.2	447.7	447.4	427.8	489.0
6/27/81	448.9	441.9	444.3	421.8	487.5
6/28/81	447.4	440.8	441.2	422.4	485.6
6/29/81	445.3	436.8	437.9	418.5	483.2
6/30/81	441.7	421.7	434.1	410.8	479.5
7/1/81	435.2	391.8	430.0	404.7	473.2
7/2/81	427.0	377.6	426.9	403.9	465.3
7/3/81	418.4	368.7	424.2	401.8	456.8
7/4/81	412.2	365.1	422.7	401.1	451.6
7/5/81	406.6	358.7	420.8	398.4	445.0
7/6/81	400.5	357.6	420.4	401.3	440.7
7/7/81	397.4	352.0	419.6	399.8	435.4
7/8/81	392.6	353.8	420.0	398.8	431.7
7/9/81	389.7	353.9	419.1	401.3	427.1
7/10/81	387.0	354.4	417.7	401.6	423.0

## Daily DSM2 Model Output

	DB3	DB4	DB3	DB4	DB3
Date	Avg Of B1	Avg Of B1	Avg Of B2	Avg Of B2	Avg Of H3
7/11/81	385.3	353.5	417.7	398.8	419.9
7/12/81	382.8	357.1	416.3	397.0	416.2
7/13/81	380.7	355.6	414.6	393.1	411.6
7/14/81	378.6	362.3	412.3	393.9	407.6
7/15/81	379.3	367.4	411.1	391.4	406.3
7/16/81	380.2	376.0	409.5	393.7	403.9
7/17/81	382.9	386.5	408.8	396.0	403.8
7/18/81	386.6	398.5	408.4	394.6	404.3
7/19/81	392.6	413.9	408.0	394.9	406.1
7/20/81	398.6	428.9	407.8	395.9	408.8
7/21/81	408.5	444.2	407.6	396.0	412.6
7/22/81	415.6	460.2	408.7	397.4	416.8
7/23/81	426.8	468.3	408.9	400.2	422.9
7/24/81	434.6	478.4	408.9	400.0	427.5
7/25/81	445.2	481.7	408.5	400.4	434.3
7/26/81	454.0	484.8	408.0	399.8	439.6
7/27/81	461.2	488.0	407.3	397.8	444.5
7/28/81	467.4	487.5	406.2	396.2	449.0
7/29/81	472.6	489.0	405.3	393.8	452.3
7/30/81	475.6	490.2	404.7	395.6	455.3
7/31/81	479.4	490.6	403.6	394.1	457.9
8/1/81	481.8	492.0	403.3	393.9	459.9
8/2/81	484.7	494.9	403.5	393.0	462.2
8/3/81	486.8	497.3	403.3	393.1	463.8
8/4/81	489.8	498.8	403.0	392.5	466.1
8/5/81	492.1	499.8	403.0	391.9	467.9
8/6/81	494.5	499.8	402.4	390.5	469.4
8/7/81	496.2	498.6	401.7	389.2	470.5
8/8/81	497.6	498.8	400.9	387.7	470.9
8/9/81	498.2	496.0	399.1	386.6	470.5
8/10/81	498.3	493.7	398.1	387.0	470.1
8/11/81	497.4	490.0	397.0	382.2	468.8
8/12/81	496.0	486.5	394.8	378.1	466.9
8/13/81	494.8	484.0	393.0	378.3	465.0
8/14/81	493.7	482.3	391.7	377.4	464.5
8/15/81	491.6	481.3	389.5	375.7	462.3
8/16/81	491.1	479.8	389.4	372.1	462.3
8/17/81	489.8	479.2	387.5	372.8	461.0
8/18/81	489.7	479.8	387.0	370.4	461.4
8/19/81	489.1	482.2	385.7	369.0	461.5
8/20/81	489.0	483.7	384.2	367.4	462.4
8/21/81	488.9	485.4	382.8	368.6	463.3
8/22/81	489.3	487.7	381.2	368.6	464.8
8/23/81	489.7	491.0	379.0	363.2	466.7
8/24/81	490.4	491.4	376.1	362.6	468.6



## Daily DSM2 Model Output

	DB3	DB4	DB3	DB4	DB3
Date	Avg Of B1	Avg Of B1	Avg Of B2	Avg Of B2	Avg Of H3
8/25/81	491.4	493.3	374.0	360.0	471.2
8/26/81	492.4	496.1	372.4	356.8	473.9
8/27/81	493.8	498.5	370.3	352.6	477.1
8/28/81	495.9	503.0	368.9	353.9	481.0
8/29/81	498.7	509.2	368.3	355.2	485.4
8/30/81	501.6	515.8	367.8	353.4	490.5
8/31/81	504.3	521.6	367.1	347.7	493.9
9/1/81	508.0	527.9	364.8	344.6	499.6
9/2/81	511.3	532.9	364.7	349.2	502.9
9/3/81	515.5	540.9	364.2	349.9	508.6
9/4/81	519.6	548.2	363.9	349.6	514.7
9/5/81	525.4	554.3	363.5	349.3	522.2
9/6/81	528.9	558.9	363.0	351.1	524.9
9/7/81	533.5	564.4	362.5	351.9	530.8
9/8/81	539.1	570.5	361.6	350.7	537.1
9/9/81	546.1	575.5	361.0	348.9	544.7
9/10/81	549.7	578.7	360.1	348.0	551.0
9/11/81	555.9	583.3	358.7	347.4	558.4
9/12/81	559.3	586.4	358.2	348.3	562.7
9/13/81	563.8	590.8	358.2	348.9	569.3
9/14/81	567.1	595.6	358.4	348.4	574.7
9/15/81	571.9	600.2	358.0	348.6	579.9
9/16/81	575.8	605.2	358.2	348.9	584.0
9/17/81	581.2	610.4	357.9	349.2	588.5
9/18/81	588.0	617.7	357.6	348.7	595.0
9/19/81	594.3	622.0	356.8	350.8	600.6
9/20/81	598.6	626.5	356.6	348.1	606.5
9/21/81	603.6	631.2	355.9	347.9	612.8
9/22/81	608.8	638.5	355.1	346.0	619.4
9/23/81	614.5	644.5	354.8	344.3	624.7
9/24/81	620.0	650.6	354.6	343.3	629.5
9/25/81	624.2	656.5	354.1	344.0	635.8
9/26/81	628.3	661.5	354.4	343.8	639.4
9/27/81	633.8	667.1	354.1	346.7	647.2
9/28/81	639.0	674.0	354.7	345.2	651.2
9/29/81	643.5	683.2	355.3	344.7	654.8
9/30/81	651.2	693.2	353.8	343.7	662.1
10/1/81	658.3	707.3	353.6	344.5	666.9
10/2/81	668.2	723.8	353.4	344.8	670.1
10/3/81	675.4	735.1	353.4	346.6	673.7
10/4/81	683.2	746.5	353.8	349.2	676.1
10/5/81	695.3	758.9	354.1	348.6	679.9
10/6/81	701.5	764.7	354.2	348.4	683.5
10/7/81	709.6	770.5	354.3	348.2	686.5
10/8/81	718.6	772.0	354.4	349.6	690.3

## Daily DSM2 Model Output

	DB3	DB4	DB3	DB4	DB3
Date	Avg Of B1	Avg Of B1	Avg Of B2	Avg Of B2	Avg Of H3
10/9/81	727.9	777.8	354.6	348.1	694.1
10/10/81	736.3	782.6	354.1	347.1	698.6
10/11/81	740.9	784.4	354.9	348.8	700.2
10/12/81	748.3	787.2	354.8	349.0	704.0
10/13/81	751.6	788.1	355.3	351.2	705.3
10/14/81	757.4	791.9	355.4	350.8	708.5
10/15/81	763.7	794.6	355.5	348.7	711.7
10/16/81	767.8	798.2	355.5	346.8	713.3
10/17/81	771.4	803.0	355.2	345.1	715.8
10/18/81	775.9	804.9	354.5	344.0	717.0
10/19/81	779.0	804.6	354.5	344.4	718.1
10/20/81	782.1	805.2	354.2	343.7	718.8
10/21/81	785.6	804.8	353.8	343.2	718.9
10/22/81	787.7	806.0	353.5	342.3	718.2
10/23/81	789.1	805.1	353.8	341.1	717.1
10/24/81	791.0	803.9	353.0	339.7	714.8
10/25/81	792.4	803.3	352.6	339.8	712.1
10/26/81	794.0	803.8	352.0	340.5	708.1
10/27/81	795.4	805.1	351.5	337.9	703.0
10/28/81	796.1	806.4	352.1	342.8	701.2
10/29/81	797.1	807.8	352.5	346.4	697.8
10/30/81	798.1	812.3	353.3	346.6	694.3
10/31/81	806.6	822.8	353.2	342.1	687.3
11/1/81	821.1	839.1	350.3	331.3	673.8
11/2/81	832.6	853.5	349.1	328.1	668.5
11/3/81	842.8	870.0	346.9	327.9	658.3
11/4/81	854.8	896.6	347.3	330.8	654.6
11/5/81	870.4	932.5	345.9	332.3	646.6
11/6/81	890.7	972.4	345.8	331.2	642.3
11/7/81	926.6	1032.4	344.3	329.9	632.6
11/8/81	963.1	1104.4	342.9	327.7	624.7
11/9/81	1020.2	1209.7	341.8	327.3	616.6
11/10/81	1121.9	1323.7	340.6	327.7	607.9
11/11/81	1236.9	1479.5	339.2	328.0	600.4
11/12/81	1306.0	1627.3	339.0	330.3	593.1
11/13/81	1327.7	1657.3	339.2	334.3	589.7
11/14/81	1468.8	1838.1	340.1	337.7	587.2
11/15/81	1717.0	2137.9	341.8	343.2	585.0
11/16/81	1854.2	2345.7	343.7	350.3	585.6
11/17/81	1988.3	2476.6	346.0	356.1	586.7
11/18/81	2148.1	2694.3	350.7	366.5	589.9
11/19/81	2294.0	2799.6	356.7	377.3	595.6
11/20/81	2326.9	2766.6	361.7	388.6	600.1
11/21/81	2423.8	2760.4	368.5	398.5	607.4
11/22/81	2506.1	2730.6	376.3	404.5	615.2

## Daily DSM2 Model Output

	DB3	DB4	DB3	DB4	DB3
Date	Avg Of B1	Avg Of B1	Avg Of B2	Avg Of B2	Avg Of H3
11/23/81	2503.8	2606.6	379.7	403.1	617.8
11/24/81	2473.4	2482.7	383.8	399.6	620.6
11/25/81	2400.3	2323.2	387.5	394.9	621.2
11/26/81	2366.7	2216.1	388.2	387.0	618.6
11/27/81	2367.1	2203.9	388.6	384.7	617.1
11/28/81	2336.1	2160.5	389.0	381.9	614.8
11/29/81	2303.1	2119.5	389.0	380.3	612.0
11/30/81	2247.8	2046.2	389.7	379.7	608.8
12/1/81	2209.7	1968.8	389.8	374.7	600.6
12/2/81	2173.2	1908.7	389.4	373.3	591.4
12/3/81	2123.3	1846.6	387.2	365.9	579.5
12/4/81	2085.9	1816.6	384.7	365.3	567.5
12/5/81	2056.2	1760.4	385.9	362.7	561.1
12/6/81	1981.4	1673.0	382.6	356.5	547.4
12/7/81	1907.8	1562.1	378.7	348.2	530.0
12/8/81	1812.0	1489.2	372.7	344.2	510.1
12/9/81	1754.0	1505.2	371.6	348.4	502.5
12/10/81	1696.5	1405.1	366.1	340.6	485.0
12/11/81	1602.1	1313.2	359.8	334.9	465.0
12/12/81	1546.8	1312.2	357.8	339.5	454.3
12/13/81	1502.5	1266.9	357.0	338.7	445.8
12/14/81	1446.1	1174.3	355.0	332.2	437.6
12/15/81	1376.8	1102.0	352.6	327.3	426.4
12/16/81	1357.7	1066.2	351.5	326.5	421.4
12/17/81	1310.1	1005.3	348.5	322.9	406.2
12/18/81	1240.0	947.6	345.4	317.2	399.6
12/19/81	1174.3	848.8	341.6	309.6	383.9
12/20/81	1008.6	614.5	338.5	309.5	376.5
12/21/81	942.0	581.4	338.8	315.1	371.1
12/22/81	822.9	531.4	335.8	302.5	353.7
12/23/81	718.3	498.9	331.5	296.9	344.1
12/24/81	650.6	479.1	327.9	297.9	328.7
12/25/81	630.2	456.8	325.2	298.6	324.7
12/26/81	668.8	456.0	324.0	302.7	329.9
12/27/81	696.8	532.6	323.5	306.0	328.2
12/28/81	653.8	482.8	321.8	299.7	319.7
12/29/81	637.6	509.2	322.2	305.8	318.7
12/30/81	620.1	481.7	321.3	303.2	315.3
12/31/81	645.6	572.3	355.0	383.8	355.5
1/1/82	658.3	635.2	380.6	429.6	380.0
1/2/82	671.6	674.8	402.8	458.3	403.7
1/3/82	682.3	653.4	436.1	509.0	435.4
1/4/82	693.2	659.0	465.7	527.2	460.6
1/5/82	712.9	710.7	483.5	535.2	484.1
1/6/82	725.3	737.7	507.1	554.6	503.3

## Daily DSM2 Model Output

	DB3	DB4	DB3	DB4	DB3
Date	Avg Of B1	Avg Of B1	Avg Of B2	Avg Of B2	Avg Of H3
1/7/82	739.4	750.9	528.9	582.3	527.6
1/8/82	750.8	756.9	555.9	606.0	545.5
1/9/82	760.4	763.2	583.9	627.9	565.1
1/10/82	772.4	775.3	603.8	647.7	583.0
1/11/82	785.0	795.9	627.2	667.3	601.4
1/12/82	797.5	816.0	643.1	686.4	619.0
1/13/82	814.7	838.6	663.9	714.6	641.7
1/14/82	828.7	852.8	685.0	737.2	660.1
1/15/82	842.1	863.9	702.2	767.9	677.2
1/16/82	858.8	871.8	723.1	780.1	698.9
1/17/82	872.3	867.2	746.7	812.6	717.0
1/18/82	881.1	860.4	772.4	831.3	731.1
1/19/82	878.1	827.6	801.1	863.8	732.5
1/20/82	888.9	850.8	811.4	857.0	746.8
1/21/82	899.9	890.0	823.1	865.7	762.1
1/22/82	908.8	907.8	836.5	883.7	775.2
1/23/82	914.9	891.8	858.7	907.1	783.6
1/24/82	913.0	873.6	878.5	927.1	786.3
1/25/82	916.8	876.8	889.7	931.6	795.0
1/26/82	924.4	907.5	902.9	939.1	806.7
1/27/82	930.1	901.5	920.2	971.2	813.8
1/28/82	939.1	930.6	931.9	981.9	826.0
1/29/82	947.5	948.5	944.7	985.1	837.1
1/30/82	956.9	957.3	957.2	996.5	848.3
1/31/82	951.1	936.1	958.0	991.2	839.1
2/1/82	946.1	918.8	962.4	982.7	830.9
2/2/82	937.8	907.4	965.1	978.7	819.1
2/3/82	927.4	904.4	965.1	973.9	807.2
2/4/82	919.1	913.1	963.3	969.4	801.9
2/5/82	907.9	909.4	956.0	962.5	795.6
2/6/82	891.4	895.4	933.6	941.4	789.8
2/7/82	873.1	878.6	896.8	904.8	782.8
2/8/82	855.6	864.0	859.4	866.8	774.3
2/9/82	837.7	846.6	822.8	829.4	763.0
2/10/82	823.1	830.5	789.1	795.5	752.5
2/11/82	810.5	819.0	760.0	765.7	743.7
2/12/82	795.6	805.2	729.1	736.5	731.7
2/13/82	778.4	788.6	697.8	704.5	718.0
2/14/82	761.3	771.5	667.5	674.1	704.1
2/15/82	745.2	754.9	640.7	646.0	691.1
2/16/82	727.2	736.0	616.9	620.1	676.0
2/17/82	705.1	712.9	585.1	589.4	657.3
2/18/82	678.8	684.0	536.5	558.2	634.5
2/19/82	645.8	650.4	482.1	521.4	605.7
2/20/82	610.2	614.4	437.4	486.0	575.0

## Daily DSM2 Model Output

	DB3	DB4	DB3	DB4	DB3
Date	Avg Of B1	Avg Of B1	Avg Of B2	Avg Of B2	Avg Of H3
2/21/82	568.7	577.6	406.8	454.7	539.1
2/22/82	525.1	541.8	380.8	426.2	501.1
2/23/82	484.0	510.0	358.8	400.0	464.9
2/24/82	454.1	474.3	345.1	378.9	438.1
2/25/82	431.5	449.7	336.8	360.7	417.1
2/26/82	412.5	426.9	325.9	352.2	400.5
2/27/82	396.9	408.0	321.2	337.0	386.5
2/28/82	384.4	403.2	319.0	340.3	375.7
3/1/82	373.6	399.4	319.8	342.8	365.8
3/2/82	369.1	390.4	323.3	342.2	362.2
3/3/82	368.2	387.3	327.5	345.8	361.7
3/4/82	368.5	392.3	332.4	355.6	362.7
3/5/82	369.2	387.7	337.3	355.9	363.9
3/6/82	370.0	386.7	342.3	359.5	365.2
3/7/82	370.8	386.4	346.9	362.5	366.5
3/8/82	372.3	386.0	351.3	365.3	368.3
3/9/82	373.9	399.6	355.5	371.0	370.3
3/10/82	375.7	389.6	359.6	373.7	372.4
3/11/82	377.3	395.6	363.2	381.1	374.2
3/12/82	379.3	393.6	367.0	381.6	376.4
3/13/82	380.9	396.9	370.2	386.4	378.1
3/14/82	382.1	398.2	372.8	389.1	379.5
3/15/82	383.2	401.1	375.1	393.4	380.8
3/16/82	383.4	400.8	376.5	394.3	381.1
3/17/82	382.6	398.1	377.2	392.4	380.5
3/18/82	381.4	397.3	377.3	392.7	379.3
3/19/82	379.6	395.8	376.6	392.0	377.7
3/20/82	377.7	401.6	375.2	395.4	376.0
3/21/82	376.5	393.6	374.5	390.3	375.2
3/22/82	375.0	389.9	373.7	388.4	374.0
3/23/82	373.4	392.5	372.7	390.5	372.3
3/24/82	372.2	388.6	371.8	387.6	371.0
3/25/82	371.2	385.5	371.3	385.3	370.1
3/26/82	371.0	385.7	371.5	386.0	369.9
3/27/82	370.9	385.7	371.9	386.7	369.8
3/28/82	371.2	386.0	372.5	387.4	370.1
3/29/82	371.7	386.9	373.3	388.5	370.7
3/30/82	372.3	386.8	374.1	388.7	371.4
3/31/82	368.1	378.1	370.3	376.7	367.2
4/1/82	364.2	370.5	365.6	369.2	363.4
4/2/82	360.4	363.7	360.2	362.8	359.5
4/3/82	354.5	358.3	352.0	355.2	353.6
4/4/82	343.6	347.1	338.4	341.6	342.6
4/5/82	329.0	334.3	320.6	324.3	328.1
4/6/82	316.2	318.4	303.0	307.8	315.3

## Daily DSM2 Model Output

	DB3	DB4	DB3	DB4	DB3
Date	Avg Of B1	Avg Of B1	Avg Of B2	Avg Of B2	Avg Of H3
4/7/82	300.6	304.0	282.8	292.8	299.8
4/8/82	281.3	289.0	259.2	276.0	280.6
4/9/82	258.1	274.2	234.8	259.9	257.6
4/10/82	233.0	260.1	213.7	243.8	232.6
4/11/82	214.2	244.2	200.7	231.2	214.0
4/12/82	204.0	230.0	193.9	219.2	203.9
4/13/82	198.3	220.6	188.8	211.2	198.2
4/14/82	192.6	212.3	184.5	204.7	192.5
4/15/82	184.7	206.8	183.6	198.9	184.7
4/16/82	184.7	201.5	183.4	196.0	184.7
4/17/82	186.4	198.4	183.7	193.7	186.3
4/18/82	185.6	198.2	183.1	193.9	185.5
4/19/82	185.0	195.3	183.3	192.0	185.0
4/20/82	185.0	192.8	182.8	189.8	184.9
4/21/82	184.8	191.7	182.6	189.5	184.8
4/22/82	184.2	189.6	182.3	187.3	184.2
4/23/82	183.6	188.6	182.2	186.8	183.6
4/24/82	183.3	187.4	181.9	185.6	183.3
4/25/82	183.1	187.5	181.7	185.3	183.0
4/26/82	183.0	187.9	181.5	185.1	182.9
4/27/82	183.0	186.3	181.6	185.0	182.9
4/28/82	183.1	188.2	181.7	184.6	183.1
4/29/82	183.1	187.5	181.8	184.5	183.0
4/30/82	184.3	191.7	182.8	188.5	184.2
5/1/82	186.4	192.3	184.2	189.5	186.3
5/2/82	187.8	193.7	185.9	191.1	187.8
5/3/82	187.6	194.7	184.4	194.1	187.6
5/4/82	187.1	194.5	183.0	192.0	187.1
5/5/82	187.2	194.7	183.0	191.9	187.1
5/6/82	187.3	195.2	183.1	191.1	187.3
5/7/82	187.6	200.2	183.1	191.1	187.5
5/8/82	188.0	196.2	183.2	191.7	188.0
5/9/82	188.6	200.4	183.5	191.9	188.5
5/10/82	189.0	199.8	183.6	192.4	189.0
5/11/82	189.4	198.3	183.9	192.6	189.4
5/12/82	190.2	198.2	184.4	192.8	190.1
5/13/82	190.8	198.6	184.6	192.8	190.8
5/14/82	191.1	199.5	184.9	194.0	191.0
5/15/82	191.9	200.8	185.5	193.4	191.9
5/16/82	192.6	201.0	186.0	197.2	192.6
5/17/82	193.0	202.1	186.6	195.3	193.0
5/18/82	193.7	202.4	187.2	195.2	193.7
5/19/82	194.7	205.5	187.9	197.3	194.7
5/20/82	195.9	206.6	188.7	198.8	195.9
5/21/82	197.4	208.0	189.7	198.8	197.4

## Daily DSM2 Model Output

	DB3	DB4	DB3	DB4	DB3
Date	Avg Of B1	Avg Of B1	Avg Of B2	Avg Of B2	Avg Of H3
5/22/82	199.2	210.1	190.7	200.0	199.2
5/23/82	201.0	221.1	192.0	201.7	201.0
5/24/82	203.1	214.8	193.3	202.9	203.1
5/25/82	205.4	216.5	194.7	204.3	205.4
5/26/82	207.5	220.4	196.2	205.2	207.5
5/27/82	209.5	221.4	197.6	207.4	209.5
5/28/82	212.0	224.4	199.1	208.0	212.0
5/29/82	215.2	228.6	200.7	210.3	215.3
5/30/82	217.4	231.9	204.7	218.3	219.0
5/31/82	221.4	242.0	208.6	228.3	222.5
6/1/82	225.4	253.3	213.0	235.1	226.4
6/2/82	231.1	254.5	217.9	236.8	230.5
6/3/82	236.6	254.5	222.9	240.3	234.7
6/4/82	240.7	256.5	227.6	245.1	238.6
6/5/82	245.7	258.2	232.1	247.6	243.0
6/6/82	249.2	256.4	236.6	251.7	247.2
6/7/82	252.3	257.2	240.9	255.8	252.0
6/8/82	255.3	257.7	245.0	260.1	257.8
6/9/82	258.1	259.4	249.0	263.0	263.9
6/10/82	260.6	263.1	253.6	270.1	270.8
6/11/82	263.2	262.9	257.2	272.5	277.4
6/12/82	265.9	266.7	261.0	277.7	283.3
6/13/82	268.7	266.4	265.3	284.1	289.5
6/14/82	271.9	269.9	269.4	286.6	295.0
6/15/82	273.9	270.8	273.7	291.6	299.7
6/16/82	276.3	270.9	277.9	292.5	304.1
6/17/82	278.3	272.0	283.0	295.1	308.6
6/18/82	280.6	273.8	287.5	299.8	312.8
6/19/82	282.8	278.6	293.3	305.3	317.5
6/20/82	284.5	279.1	299.6	312.0	322.2
6/21/82	286.9	282.0	305.6	319.4	326.6
6/22/82	289.8	284.6	312.2	326.9	331.2
6/23/82	292.3	286.3	318.5	333.8	335.7
6/24/82	295.0	291.2	324.2	338.5	340.4
6/25/82	298.0	292.5	330.2	345.3	345.7
6/26/82	300.8	293.3	336.5	352.8	350.9
6/27/82	302.1	293.6	342.5	362.2	356.3
6/28/82	305.3	296.2	348.9	366.5	361.4
6/29/82	307.5	299.0	355.5	372.3	366.6
6/30/82	309.4	304.1	363.8	382.2	372.3
7/1/82	311.9	305.7	368.6	387.5	377.5
7/2/82	314.4	311.2	375.3	392.7	381.7
7/3/82	317.5	319.5	381.7	399.1	385.1
7/4/82	321.4	321.9	388.5	402.6	388.0
7/5/82	325.0	327.1	394.6	408.2	390.7

## Daily DSM2 Model Output

	DB3	DB4	DB3	DB4	DB3
Date	Avg Of B1	Avg Of B1	Avg Of B2	Avg Of B2	Avg Of H3
7/6/82	329.2	333.3	400.7	413.6	393.9
7/7/82	333.4	338.6	406.3	418.6	396.5
7/8/82	338.1	345.1	412.0	425.7	400.4
7/9/82	342.8	348.6	417.4	430.4	403.3
7/10/82	347.4	352.1	422.9	434.6	406.3
7/11/82	351.2	353.7	427.3	436.9	408.5
7/12/82	354.9	356.7	431.5	437.8	410.7
7/13/82	358.2	359.2	434.9	438.5	412.5
7/14/82	361.1	358.2	437.6	434.1	412.7
7/15/82	363.3	358.8	438.9	431.5	412.9
7/16/82	365.1	359.0	439.1	428.7	411.7
7/17/82	366.5	359.1	438.0	425.3	408.6
7/18/82	366.9	357.2	436.7	421.4	407.0
7/19/82	367.8	357.2	435.2	418.5	404.3
7/20/82	369.0	358.1	434.1	416.7	402.0
7/21/82	370.3	358.0	433.5	413.8	400.7
7/22/82	370.8	357.0	432.1	410.0	399.4
7/23/82	372.0	356.5	430.8	407.1	397.5
7/24/82	372.7	358.8	429.6	407.9	396.5
7/25/82	373.9	359.6	429.2	407.1	395.8
7/26/82	375.3	361.4	428.9	406.8	395.3
7/27/82	376.2	360.6	427.9	403.3	394.0
7/28/82	376.0	360.2	425.7	400.8	392.3
7/29/82	375.8	360.8	423.2	398.9	389.7
7/30/82	375.2	355.7	420.5	390.8	387.0
7/31/82	373.7	352.4	417.9	397.8	385.5
8/1/82	371.3	348.2	416.0	400.1	381.7
8/2/82	369.2	346.7	415.2	401.4	378.4
8/3/82	368.8	345.4	414.7	403.2	373.8
8/4/82	367.1	344.8	414.7	403.7	373.0
8/5/82	366.0	343.0	414.7	404.2	369.8
8/6/82	364.1	341.1	413.6	404.7	367.4
8/7/82	363.8	341.9	415.2	404.9	365.0
8/8/82	362.3	339.6	415.4	405.3	362.6
8/9/82	362.3	338.0	415.9	404.5	360.5
8/10/82	361.2	341.0	416.0	406.1	360.3
8/11/82	360.1	340.5	415.7	405.5	358.3
8/12/82	358.8	340.8	414.8	403.3	356.4
8/13/82	357.3	340.4	413.5	402.6	354.8
8/14/82	355.7	341.9	412.0	400.8	353.1
8/15/82	355.4	343.8	411.0	399.4	352.0
8/16/82	355.2	345.6	410.1	399.1	351.5
8/17/82	355.1	347.0	409.2	399.8	351.1
8/18/82	356.4	352.4	408.8	400.5	351.9
8/19/82	358.3	357.2	409.0	401.7	353.4



## Daily DSM2 Model Output

	DB3	DB4	DB3	DB4	DB3
Date	Avg Of B1	Avg Of B1	Avg Of B2	Avg Of B2	Avg Of H3
8/20/82	360.8	364.2	409.7	403.4	356.1
8/21/82	363.9	371.9	410.1	401.6	359.2
8/22/82	367.7	379.4	410.3	402.5	363.4
8/23/82	372.9	387.7	411.1	402.3	367.4
8/24/82	377.1	396.9	411.2	405.9	372.9
8/25/82	383.5	404.9	411.4	403.6	378.2
8/26/82	388.1	411.9	411.4	402.2	384.0
8/27/82	394.2	417.0	410.7	400.5	389.8
8/28/82	399.3	421.2	410.7	399.6	393.6
8/29/82	403.9	423.7	409.9	399.1	398.3
8/30/82	408.7	424.9	409.3	398.9	402.9
8/31/82	410.8	423.1	407.6	394.4	406.0
9/1/82	413.2	424.1	406.4	392.9	407.6
9/2/82	414.9	424.5	405.2	395.1	409.3
9/3/82	417.1	425.9	404.7	398.2	411.4
9/4/82	419.2	427.7	403.8	395.8	413.1
9/5/82	420.7	428.8	403.7	398.1	414.1
9/6/82	422.4	429.8	403.0	395.3	416.6
9/7/82	424.2	429.7	402.5	394.6	417.6
9/8/82	425.6	430.1	401.9	396.5	418.5
9/9/82	427.0	430.2	401.4	396.5	419.7
9/10/82	427.9	430.7	401.2	397.7	420.0
9/11/82	428.5	430.6	400.5	396.8	420.0
9/12/82	428.7	430.0	399.7	395.4	419.3
9/13/82	428.8	428.8	399.0	394.8	418.4
9/14/82	428.7	427.4	398.6	402.1	417.2
9/15/82	428.5	426.6	398.2	396.2	415.8
9/16/82	428.3	426.2	398.0	397.6	414.1
9/17/82	428.3	426.3	398.2	398.5	412.7
9/18/82	428.1	426.2	398.1	400.0	412.0
9/19/82	428.0	426.0	398.3	401.3	410.2
9/20/82	428.1	426.6	398.7	403.6	409.4
9/21/82	428.0	427.3	398.7	403.3	408.3
9/22/82	428.1	427.6	398.7	404.0	407.7
9/23/82	428.1	428.1	398.4	404.5	406.9
9/24/82	427.9	428.7	397.9	404.4	405.9
9/25/82	427.8	429.6	396.9	402.9	405.3
9/26/82	427.4	428.6	395.4	401.4	404.1
9/27/82	426.8	427.8	392.9	399.4	403.0
9/28/82	426.1	426.8	390.5	397.0	401.6
9/29/82	425.5	425.8	388.1	394.7	400.5
9/30/82	424.5	425.4	385.5	391.4	399.1
10/1/82	423.3	425.3	383.1	387.9	397.1
10/2/82	422.2	424.8	379.9	384.6	394.2
10/3/82	421.2	423.7	376.3	380.5	390.4

## Daily DSM2 Model Output

	DB3	DB4	DB3	DB4	DB3
Date	Avg Of B1	Avg Of B1	Avg Of B2	Avg Of B2	Avg Of H3
10/4/82	420.2	422.9	372.8	376.9	386.2
10/5/82	419.0	421.8	368.0	372.6	381.0
10/6/82	417.8	420.5	362.6	367.0	375.3
10/7/82	416.6	420.4	356.9	361.8	369.3
10/8/82	415.1	418.0	350.4	355.7	362.6
10/9/82	413.9	416.5	344.5	349.0	356.8
10/10/82	413.0	415.6	339.5	344.0	351.6
10/11/82	412.1	414.0	334.8	339.7	346.5
10/12/82	411.4	412.9	330.6	335.5	342.1
10/13/82	410.8	412.3	326.8	331.5	338.4
10/14/82	410.1	411.4	323.6	329.0	335.9
10/15/82	409.6	410.9	322.9	328.0	335.8
10/16/82	409.2	412.2	322.8	322.8	335.1
10/17/82	408.6	408.6	322.3	317.8	332.8
10/18/82	408.1	407.7	322.0	314.4	331.6
10/19/82	407.3	406.6	321.3	313.0	329.8
10/20/82	406.5	405.7	321.0	311.9	326.7
10/21/82	405.7	405.1	320.4	310.6	324.4
10/22/82	405.0	405.1	320.3	310.2	322.8
10/23/82	404.4	406.0	320.2	312.2	320.9
10/24/82	403.9	405.7	319.7	309.2	318.4
10/25/82	403.2	405.0	319.6	312.1	317.9
10/26/82	403.0	405.8	319.9	313.9	317.8
10/27/82	402.8	406.2	319.6	312.2	317.0
10/28/82	401.9	405.2	318.9	307.1	316.5
10/29/82	400.8	403.3	316.7	301.1	314.2
10/30/82	399.8	401.8	315.9	306.4	312.4
10/31/82	402.6	410.9	318.8	326.6	315.2
11/1/82	404.5	418.2	321.0	335.4	318.1
11/2/82	406.0	419.0	323.9	339.4	321.3
11/3/82	406.6	420.9	327.7	346.8	325.2
11/4/82	405.6	420.7	330.7	346.4	328.5
11/5/82	402.8	418.1	332.9	347.6	331.9
11/6/82	399.5	414.3	333.9	350.1	334.8
11/7/82	397.3	411.4	335.9	352.3	338.8
11/8/82	395.9	409.4	338.0	353.1	343.1
11/9/82	395.9	412.9	341.7	357.7	348.7
11/10/82	396.5	411.8	347.0	365.9	354.5
11/11/82	397.8	414.0	348.9	367.7	356.9
11/12/82	400.2	419.0	354.9	379.5	363.8
11/13/82	402.3	421.2	361.1	385.3	369.4
11/14/82	405.7	424.1	367.1	386.1	373.4
11/15/82	409.2	427.0	370.5	383.3	375.2
11/16/82	412.2	427.0	375.0	384.8	377.4
11/17/82	415.0	426.2	378.4	382.0	378.3

## Daily DSM2 Model Output

	DB3	DB4	DB3	DB4	DB3
Date	Avg Of B1	Avg Of B1	Avg Of B2	Avg Of B2	Avg Of H3
11/18/82	416.5	428.1	381.0	389.9	380.4
11/19/82	419.2	434.4	384.0	398.1	383.3
11/20/82	422.2	439.7	388.5	405.5	386.9
11/21/82	425.9	447.7	393.7	412.8	391.3
11/22/82	430.7	449.4	396.4	413.5	394.6
11/23/82	433.0	450.6	399.8	415.9	398.3
11/24/82	435.1	453.2	402.3	418.1	399.6
11/25/82	438.6	460.3	407.0	427.8	404.2
11/26/82	440.5	459.4	408.6	429.3	405.1
11/27/82	443.0	459.9	410.2	429.9	405.9
11/28/82	445.1	459.1	412.6	429.7	406.9
11/29/82	445.9	459.5	414.2	429.4	408.1
11/30/82	447.1	459.0	415.0	428.3	409.2
12/1/82	446.3	460.3	410.5	424.6	410.7
12/2/82	440.5	457.3	400.3	413.4	410.6
12/3/82	431.0	444.4	390.4	404.4	409.0
12/4/82	425.1	437.8	383.8	395.9	408.5
12/5/82	419.9	431.2	378.3	388.9	407.6
12/6/82	413.6	422.7	372.7	382.9	406.7
12/7/82	403.0	412.5	365.6	377.4	404.5
12/8/82	389.1	400.2	356.9	369.0	400.5
12/9/82	375.5	388.4	348.8	361.8	395.9
12/10/82	364.9	378.9	343.1	355.6	391.8
12/11/82	355.4	373.9	337.1	351.9	387.5
12/12/82	346.0	366.2	332.2	345.8	383.2
12/13/82	339.6	355.1	327.7	342.0	379.4
12/14/82	333.7	349.8	324.3	338.6	375.9
12/15/82	328.7	346.1	321.2	336.0	372.9
12/16/82	325.2	338.7	319.0	331.5	369.9
12/17/82	323.3	336.9	317.7	330.9	368.1
12/18/82	321.2	335.5	316.5	331.1	367.4
12/19/82	319.0	338.3	315.6	329.1	366.9
12/20/82	316.6	330.0	314.5	329.5	365.5
12/21/82	314.5	328.2	313.8	327.0	365.2
12/22/82	313.9	324.3	313.5	325.5	363.2
12/23/82	313.7	326.6	313.2	327.6	363.7
12/24/82	312.4	325.4	311.5	324.7	361.6
12/25/82	309.6	323.2	309.8	322.3	358.5
12/26/82	307.3	322.1	308.7	321.7	355.4
12/27/82	305.2	320.6	306.7	322.7	352.0
12/28/82	302.7	317.4	304.5	317.9	348.4
12/29/82	300.1	314.8	301.9	315.3	344.2
12/30/82	297.7	311.8	298.9	311.4	339.4
12/31/82	304.1	339.8	305.6	340.1	338.6
1/1/83	325.3	349.9	325.7	350.3	336.5

## Daily DSM2 Model Output

	DB3	DB4	DB3	DB4	DB3
Date	Avg Of B1	Avg Of B1	Avg Of B2	Avg Of B2	Avg Of H3
1/2/83	340.3	366.2	340.3	367.6	346.8
1/3/83	341.4	367.4	341.3	367.8	346.7
1/4/83	342.5	370.1	342.3	370.3	347.1
1/5/83	345.8	373.1	345.7	373.3	348.8
1/6/83	347.1	376.0	347.0	376.0	349.9
1/7/83	351.5	395.8	351.2	398.0	354.0
1/8/83	356.2	389.2	355.9	389.0	358.4
1/9/83	359.3	392.7	359.4	392.6	361.2
1/10/83	361.9	396.5	361.7	396.3	363.9
1/11/83	364.8	401.7	364.0	401.3	366.2
1/12/83	367.7	408.9	366.6	408.5	368.4
1/13/83	371.2	406.6	370.3	406.0	371.6
1/14/83	375.2	411.1	374.4	410.4	375.7
1/15/83	378.2	413.6	377.5	412.8	378.7
1/16/83	382.8	415.9	382.4	415.3	383.4
1/17/83	387.9	425.8	387.2	424.7	388.5
1/18/83	392.5	424.0	391.7	423.3	392.8
1/19/83	399.2	430.4	398.3	429.6	399.4
1/20/83	401.6	433.9	400.4	432.8	401.3
1/21/83	400.8	434.0	399.4	433.0	400.0
1/22/83	396.3	431.5	395.1	430.5	394.7
1/23/83	382.9	427.6	381.2	425.9	382.4
1/24/83	366.5	418.1	366.9	417.6	366.9
1/25/83	343.9	407.9	344.3	407.4	345.0
1/26/83	334.0	387.9	334.0	387.8	334.8
1/27/83	322.4	371.3	322.1	371.1	323.2
1/28/83	312.8	347.8	312.5	347.5	313.3
1/29/83	304.2	336.8	304.3	336.8	305.1
1/30/83	301.2	328.5	300.6	328.1	300.9
1/31/83	295.7	318.9	295.3	318.5	295.8
2/1/83	287.5	312.1	287.3	311.8	287.5
2/2/83	293.0	316.0	292.9	315.8	293.1
2/3/83	299.7	330.8	299.3	331.2	299.9
2/4/83	303.2	324.9	302.3	324.4	303.4
2/5/83	308.6	328.6	308.3	328.2	308.6
2/6/83	310.7	338.5	310.0	337.9	310.9
2/7/83	311.2	344.9	310.4	345.4	311.1
2/8/83	308.8	341.7	308.2	342.4	308.8
2/9/83	306.0	329.1	305.5	328.3	306.0
2/10/83	302.7	320.6	301.9	320.1	302.5
2/11/83	300.3	317.4	299.8	316.9	300.3
2/12/83	299.1	313.8	298.8	323.5	299.2
2/13/83	298.4	319.1	298.1	319.4	298.4
2/14/83	298.5	315.0	297.5	314.2	298.4
2/15/83	300.1	320.8	298.6	320.2	300.0

## Daily DSM2 Model Output

	DB3	DB4	DB3	DB4	DB3
Date	Avg Of B1	Avg Of B1	Avg Of B2	Avg Of B2	Avg Of H3
2/16/83	301.0	319.1	300.8	318.7	300.9
2/17/83	301.8	317.1	301.7	316.9	301.8
2/18/83	303.4	317.6	303.7	317.6	303.4
2/19/83	302.3	319.3	302.3	319.2	302.3
2/20/83	302.4	323.2	301.6	322.7	302.5
2/21/83	305.2	324.3	304.5	323.9	304.8
2/22/83	311.2	341.7	310.5	347.1	311.2
2/23/83	315.2	333.0	314.1	332.4	315.1
2/24/83	317.5	336.2	317.2	335.8	317.2
2/25/83	315.4	332.4	315.7	332.2	315.4
2/26/83	316.4	333.8	317.1	333.8	316.8
2/27/83	319.8	338.7	320.4	338.5	320.4
2/28/83	316.1	337.6	316.9	338.0	316.7
3/1/83	315.2	334.8	315.2	335.3	315.6
3/2/83	297.1	315.3	297.8	315.9	297.4
3/3/83	265.8	293.5	266.2	294.0	266.3
3/4/83	260.1	281.3	260.4	281.6	260.2
3/5/83	257.1	276.4	257.3	276.6	257.0
3/6/83	255.8	273.7	255.7	273.6	255.7
3/7/83	255.4	272.5	255.3	272.5	255.3
3/8/83	255.3	272.1	255.3	272.2	255.3
3/9/83	255.6	272.4	255.6	272.4	255.6
3/10/83	256.6	273.1	256.6	273.1	256.6
3/11/83	257.0	273.7	257.3	274.0	257.1
3/12/83	257.8	274.1	258.0	274.3	257.9
3/13/83	259.0	274.7	259.3	274.9	259.1
3/14/83	259.7	275.2	259.8	275.3	259.7
3/15/83	259.8	276.9	260.1	288.2	259.7
3/16/83	259.3	274.4	259.5	274.6	259.3
3/17/83	260.5	290.3	260.7	276.7	260.4
3/18/83	260.4	275.0	260.7	275.3	260.4
3/19/83	260.2	274.5	260.8	275.0	260.3
3/20/83	259.4	273.2	259.9	273.7	259.3
3/21/83	259.0	272.6	259.4	273.0	259.1
3/22/83	259.3	273.0	260.4	273.8	259.4
3/23/83	258.0	272.2	259.8	273.7	258.0
3/24/83	258.6	273.3	260.2	274.8	258.6
3/25/83	258.9	273.6	260.0	274.7	259.1
3/26/83	258.7	273.2	259.6	274.1	258.7
3/27/83	258.9	273.2	259.8	274.1	258.6
3/28/83	259.6	273.6	259.9	274.1	259.5
3/29/83	262.4	279.7	261.8	279.7	262.2
3/30/83	265.9	282.3	265.7	282.4	265.6
3/31/83	258.4	272.7	258.8	271.7	257.9
4/1/83	246.5	266.0	245.8	266.1	245.4

## Daily DSM2 Model Output

	DB3	DB4	DB3	DB4	DB3
Date	Avg Of B1	Avg Of B1	Avg Of B2	Avg Of B2	Avg Of H3
4/2/83	237.0	262.4	237.4	263.2	236.3
4/3/83	208.6	249.2	207.4	249.5	207.5
4/4/83	206.3	243.7	207.5	242.9	201.1
4/5/83	213.1	241.1	206.2	238.3	208.3
4/6/83	215.0	240.4	209.4	238.0	211.3
4/7/83	214.9	238.4	209.6	236.2	211.5
4/8/83	214.4	232.2	210.2	228.9	211.2
4/9/83	213.3	229.6	209.8	226.3	210.6
4/10/83	212.2	226.6	208.9	223.5	209.9
4/11/83	211.5	225.5	209.1	222.6	209.6
4/12/83	211.4	224.2	209.1	221.5	209.8
4/13/83	210.0	221.3	208.2	219.1	208.9
4/14/83	209.1	220.4	207.6	218.6	208.3
4/15/83	207.8	220.7	206.8	219.0	207.5
4/16/83	206.4	219.2	205.9	218.1	206.4
4/17/83	206.0	220.9	205.7	220.2	206.3
4/18/83	205.9	216.8	206.0	216.3	206.4
4/19/83	205.0	215.8	205.1	215.5	205.6
4/20/83	205.0	215.5	205.1	215.4	205.6
4/21/83	205.7	215.7	205.9	215.6	206.2
4/22/83	205.6	216.4	205.7	216.4	206.1
4/23/83	205.2	214.8	205.3	214.8	205.6
4/24/83	205.2	214.8	205.4	215.0	205.5
4/25/83	204.7	214.5	204.9	214.5	205.1
4/26/83	203.8	215.0	203.8	215.2	204.2
4/27/83	202.8	212.8	202.9	212.9	203.2
4/28/83	202.0	216.6	202.1	217.6	202.4
4/29/83	200.5	211.6	200.5	211.7	200.9
4/30/83	197.6	207.4	197.7	207.4	198.1
5/1/83	191.1	204.9	191.1	204.9	191.7
5/2/83	187.6	202.2	187.1	202.2	188.1
5/3/83	197.3	203.1	197.2	203.1	197.7
5/4/83	203.7	204.1	203.7	204.1	204.0
5/5/83	204.4	209.8	204.3	208.0	204.6
5/6/83	203.6	206.7	203.5	206.6	203.8
5/7/83	203.5	207.4	203.5	207.3	203.8
5/8/83	203.2	208.3	203.3	208.2	203.4
5/9/83	203.7	209.8	203.6	209.7	203.9
5/10/83	203.8	209.6	203.8	209.5	204.0
5/11/83	204.4	210.0	204.3	209.9	204.6
5/12/83	204.7	210.7	204.6	210.6	204.8
5/13/83	205.2	211.1	205.1	211.0	205.3
5/14/83	205.8	212.1	205.7	212.0	205.9
5/15/83	206.2	213.2	206.1	213.1	206.4
5/16/83	206.6	213.2	206.5	213.1	206.8

## Daily DSM2 Model Output

	DB3	DB4	DB3	DB4	DB3
Date	Avg Of B1	Avg Of B1	Avg Of B2	Avg Of B2	Avg Of H3
5/17/83	207.2	213.2	207.1	213.1	207.3
5/18/83	207.5	213.6	207.5	213.5	207.6
5/19/83	207.9	213.9	207.8	213.9	207.9
5/20/83	208.2	214.6	208.1	214.6	208.2
5/21/83	208.5	215.5	208.4	215.4	208.5
5/22/83	208.8	216.1	208.7	216.1	208.8
5/23/83	208.9	216.6	208.7	216.7	208.9
5/24/83	209.0	216.1	208.9	216.1	209.0
5/25/83	208.9	216.3	208.9	216.2	209.0
5/26/83	208.9	216.8	208.9	216.7	208.9
5/27/83	208.7	216.5	208.7	216.4	208.8
5/28/83	208.6	215.9	208.5	215.8	208.6
5/29/83	208.0	216.7	207.9	216.6	208.0
5/30/83	207.3	215.5	207.2	215.7	207.3
5/31/83	206.7	216.2	206.5	216.1	207.3
6/1/83	209.0	216.5	209.1	216.5	209.8
6/2/83	211.9	220.7	212.1	217.7	212.4
6/3/83	215.3	220.0	216.2	220.4	215.2
6/4/83	217.5	221.1	218.1	221.4	217.5
6/5/83	216.9	221.9	217.5	221.4	217.0
6/6/83	217.1	221.3	216.6	220.4	217.2
6/7/83	217.5	224.7	216.3	221.9	217.6
6/8/83	218.1	223.6	216.1	222.0	218.2
6/9/83	218.6	224.5	216.6	222.5	218.7
6/10/83	218.9	225.5	216.7	223.7	219.0
6/11/83	219.2	225.7	216.8	223.4	219.3
6/12/83	219.6	226.5	217.3	224.5	219.7
6/13/83	219.7	226.9	217.3	224.6	219.7
6/14/83	220.1	227.3	217.5	225.1	220.1
6/15/83	220.2	227.3	217.7	226.6	220.2
6/16/83	220.2	228.9	217.8	224.6	220.3
6/17/83	220.4	228.2	218.0	225.5	220.4
6/18/83	220.7	228.6	218.3	226.5	220.8
6/19/83	221.1	229.5	218.4	227.8	221.1
6/20/83	221.9	229.6	218.9	227.2	221.9
6/21/83	222.1	230.2	219.4	228.2	222.2
6/22/83	222.3	230.9	219.5	228.4	222.3
6/23/83	222.6	231.2	219.5	228.7	222.6
6/24/83	222.7	231.9	219.7	229.8	222.8
6/25/83	222.9	231.0	219.8	227.9	223.0
6/26/83	223.2	232.1	220.1	230.2	223.2
6/27/83	223.3	234.1	220.3	228.8	223.4
6/28/83	223.6	232.0	220.5	229.1	223.7
6/29/83	223.9	233.1	220.8	229.5	224.0
6/30/83	224.4	231.5	221.7	232.9	224.5

## Daily DSM2 Model Output

	DB3	DB4	DB3	DB4	DB3
Date	Avg Of B1	Avg Of B1	Avg Of B2	Avg Of B2	Avg Of H3
7/1/83	225.8	234.0	222.4	230.0	225.8
7/2/83	226.9	234.9	222.4	233.0	227.0
7/3/83	229.8	239.0	226.5	234.2	229.9
7/4/83	235.9	245.0	238.4	242.9	236.0
7/5/83	242.7	251.9	247.1	249.1	242.8
7/6/83	249.0	259.1	253.0	260.5	249.1
7/7/83	254.7	265.0	257.5	262.8	254.7
7/8/83	259.5	270.5	260.9	267.9	259.6
7/9/83	264.0	273.5	264.5	270.5	264.0
7/10/83	267.9	277.2	267.3	275.0	267.9
7/11/83	271.3	280.0	269.4	275.5	271.3
7/12/83	274.1	283.6	271.4	278.0	274.1
7/13/83	276.7	285.4	272.7	280.5	276.6
7/14/83	278.9	285.5	274.0	280.0	278.8
7/15/83	281.0	288.3	275.3	281.4	280.9
7/16/83	282.5	291.5	276.4	282.4	282.4
7/17/83	284.0	296.9	277.5	285.9	283.9
7/18/83	285.8	295.9	278.6	286.7	285.7
7/19/83	287.9	298.8	279.9	289.7	287.8
7/20/83	290.4	302.4	281.4	291.0	290.3
7/21/83	293.2	306.5	283.0	292.6	293.1
7/22/83	296.7	310.5	284.8	295.6	296.6
7/23/83	300.6	315.3	287.0	297.6	300.5
7/24/83	304.0	319.2	289.2	300.3	303.9
7/25/83	308.0	323.8	291.8	302.8	307.9
7/26/83	312.0	329.1	294.5	307.0	312.0
7/27/83	317.3	334.0	297.3	310.2	317.2
7/28/83	321.5	338.5	300.3	315.1	321.4
7/29/83	325.2	343.0	303.4	320.4	325.1
7/30/83	331.3	349.8	307.2	325.5	331.2
7/31/83	333.7	344.7	310.6	328.6	333.6
8/1/83	336.5	342.3	314.3	332.6	336.4
8/2/83	338.7	344.2	317.8	334.6	338.6
8/3/83	340.4	344.1	321.9	337.5	340.3
8/4/83	341.5	342.7	325.1	338.7	341.4
8/5/83	341.9	340.6	328.7	339.7	341.9
8/6/83	341.5	338.8	331.4	337.5	341.4
8/7/83	341.6	338.0	333.5	338.4	341.5
8/8/83	341.6	338.9	335.3	339.6	341.5
8/9/83	342.3	340.6	337.4	342.4	342.2
8/10/83	343.3	342.0	339.4	345.1	343.2
8/11/83	344.1	342.5	341.6	347.5	344.0
8/12/83	345.6	342.7	343.9	349.3	345.6
8/13/83	346.3	343.9	346.1	352.0	346.3
8/14/83	347.1	345.9	347.8	355.4	347.0



## Daily DSM2 Model Output

	DB3	DB4	DB3	DB4	DB3
Date	Avg Of B1	Avg Of B1	Avg Of B2	Avg Of B2	Avg Of H3
8/15/83	347.8	345.0	350.0	355.6	347.7
8/16/83	348.1	343.8	351.4	356.3	348.0
8/17/83	348.0	342.0	352.4	354.6	347.9
8/18/83	347.7	340.9	353.2	354.1	347.6
8/19/83	347.4	340.1	354.0	354.6	347.4
8/20/83	346.7	339.0	354.5	355.0	346.6
8/21/83	346.0	340.0	354.7	355.3	346.0
8/22/83	346.1	340.8	355.5	358.1	346.0
8/23/83	345.9	342.4	356.2	359.7	345.8
8/24/83	346.2	343.2	356.6	361.0	346.2
8/25/83	346.3	344.8	357.5	362.7	346.3
8/26/83	346.6	346.5	358.3	364.1	346.5
8/27/83	347.2	345.6	359.3	364.8	347.1
8/28/83	347.3	346.0	360.2	365.7	347.2
8/29/83	347.2	344.2	360.4	365.9	347.2
8/30/83	346.5	342.7	361.1	364.9	346.5
8/31/83	344.9	346.8	360.1	363.2	344.8
9/1/83	343.1	347.9	359.2	363.1	343.0
9/2/83	341.4	345.3	357.9	361.0	341.4
9/3/83	339.7	342.6	356.5	358.3	339.6
9/4/83	338.6	340.9	355.5	356.7	338.6
9/5/83	337.6	339.2	354.3	355.0	337.5
9/6/83	337.1	339.9	353.8	355.9	337.0
9/7/83	336.7	340.1	353.2	355.9	336.7
9/8/83	337.3	341.4	353.6	357.1	337.2
9/9/83	337.3	342.4	353.5	358.1	337.2
9/10/83	337.4	343.5	353.4	359.0	337.3
9/11/83	337.7	344.8	353.5	360.1	337.7
9/12/83	338.3	344.5	353.8	359.7	338.2
9/13/83	338.9	346.0	354.3	360.9	338.8
9/14/83	339.5	347.4	354.6	362.1	339.4
9/15/83	340.3	347.8	355.0	362.2	340.2
9/16/83	340.6	348.3	355.2	363.3	340.5
9/17/83	341.3	348.1	355.8	361.7	341.2
9/18/83	341.9	348.4	356.0	361.7	341.8
9/19/83	342.4	348.3	356.2	361.4	342.4
9/20/83	343.1	348.5	356.7	361.3	343.0
9/21/83	343.4	348.6	356.7	361.2	343.4
9/22/83	344.6	349.4	357.7	361.8	344.7
9/23/83	345.2	350.4	358.1	362.7	345.1
9/24/83	345.6	351.6	358.2	363.7	345.5
9/25/83	346.1	352.4	358.4	364.3	346.0
9/26/83	346.6	352.5	358.6	364.1	346.6
9/27/83	347.3	352.9	359.1	364.2	347.2
9/28/83	347.9	352.4	359.7	363.4	347.8

## Daily DSM2 Model Output

	DB3	DB4	DB3	DB4	DB3
Date	Avg Of B1	Avg Of B1	Avg Of B2	Avg Of B2	Avg Of H3
9/29/83	348.4	351.9	359.5	362.7	348.3
9/30/83	348.1	351.3	358.8	362.1	348.0
10/1/83	348.6	351.2	357.7	361.2	347.8
10/2/83	348.9	348.8	355.8	360.2	347.6
10/3/83	349.1	346.8	353.8	358.6	347.6
10/4/83	348.8	344.4	351.8	356.6	347.6
10/5/83	348.0	341.6	350.3	355.6	347.8
10/6/83	348.1	341.5	349.2	353.6	347.9
10/7/83	347.8	341.6	349.5	353.7	348.3
10/8/83	347.1	341.9	350.7	355.2	348.8
10/9/83	347.3	343.1	352.8	357.2	349.7
10/10/83	347.4	344.5	355.2	360.1	351.0
10/11/83	347.5	344.4	357.7	363.9	352.9
10/12/83	347.7	346.1	360.4	366.6	354.7
10/13/83	347.9	346.0	362.7	367.8	356.7
10/14/83	348.2	345.7	365.4	371.6	359.2
10/15/83	348.5	343.8	368.1	375.2	362.0
10/16/83	348.5	343.5	370.3	377.9	363.5
10/17/83	348.4	342.8	372.9	381.3	365.1
10/18/83	348.3	342.1	375.2	383.2	365.9
10/19/83	348.4	341.0	377.9	385.4	366.8
10/20/83	348.1	341.7	380.5	387.9	366.8
10/21/83	347.8	340.6	382.7	388.8	366.4
10/22/83	347.3	340.1	385.2	390.5	365.6
10/23/83	346.7	340.7	387.4	392.1	364.2
10/24/83	346.4	340.0	389.6	393.3	363.3
10/25/83	346.1	339.6	391.7	395.7	361.6
10/26/83	345.2	338.6	393.5	397.0	359.8
10/27/83	345.3	340.8	395.3	398.2	358.5
10/28/83	345.7	342.5	397.1	400.3	358.2
10/29/83	345.8	343.9	398.3	400.8	357.6
10/30/83	346.1	343.9	399.5	402.0	357.3
10/31/83	346.7	347.5	401.0	404.5	357.8
11/1/83	347.4	351.3	402.7	407.6	358.0
11/2/83	348.8	353.0	404.7	409.8	358.6
11/3/83	350.2	354.3	406.2	410.8	359.1
11/4/83	346.3	350.8	405.7	410.4	353.2
11/5/83	336.9	341.9	400.5	406.1	341.9
11/6/83	326.8	332.0	392.2	398.0	330.4
11/7/83	317.6	323.3	383.8	390.8	320.3
11/8/83	309.0	315.1	376.0	383.9	310.6
11/9/83	301.4	310.3	369.2	381.2	301.9
11/10/83	293.4	298.0	362.0	366.5	292.8
11/11/83	289.8	294.1	359.2	365.1	288.8
11/12/83	284.9	289.6	354.9	360.7	284.9

## Daily DSM2 Model Output

	DB3	DB4	DB3	DB4	DB3
Date	Avg Of B1	Avg Of B1	Avg Of B2	Avg Of B2	Avg Of H3
11/13/83	280.2	284.8	351.0	357.5	282.3
11/14/83	276.0	280.7	347.4	353.4	280.3
11/15/83	271.2	277.2	342.8	351.9	278.0
11/16/83	266.3	272.8	338.4	346.5	275.6
11/17/83	262.1	267.2	334.1	340.5	273.3
11/18/83	258.0	267.3	329.7	340.4	270.8
11/19/83	252.6	258.2	323.6	330.9	267.0
11/20/83	247.8	252.3	317.7	322.6	263.4
11/21/83	243.1	247.7	311.3	316.4	259.5
11/22/83	238.1	244.1	303.9	309.1	255.0
11/23/83	232.5	237.0	295.9	300.4	249.8
11/24/83	227.6	231.0	288.6	292.6	245.1
11/25/83	222.6	226.6	281.5	285.7	239.9
11/26/83	217.4	221.5	274.4	278.1	232.6
11/27/83	212.3	215.9	265.9	269.0	224.8
11/28/83	207.5	211.7	259.0	263.3	217.4
11/29/83	202.7	207.4	249.9	254.1	210.5
11/30/83	200.0	212.2	243.5	254.4	205.8
12/1/83	195.1	211.0	227.0	247.2	198.8
12/2/83	193.5	212.5	211.5	241.9	196.0
12/3/83	200.1	211.3	214.4	235.2	202.3
12/4/83	215.5	218.2	226.4	237.4	217.2
12/5/83	223.4	225.6	229.6	240.4	224.3
12/6/83	224.3	228.6	228.4	240.0	224.9
12/7/83	225.3	231.9	226.9	240.2	225.5
12/8/83	224.7	239.3	224.7	245.2	224.7
12/9/83	225.9	235.6	226.0	240.3	225.9
12/10/83	223.0	231.1	222.9	234.0	223.0
12/11/83	224.5	231.1	224.3	233.4	224.4
12/12/83	223.0	231.8	223.0	233.7	222.9
12/13/83	223.4	231.5	223.3	232.9	223.4
12/14/83	224.1	234.2	224.2	235.7	224.2
12/15/83	223.9	232.0	224.1	233.1	224.0
12/16/83	224.6	238.5	224.7	235.8	224.8
12/17/83	224.7	236.4	225.1	237.4	224.9
12/18/83	224.7	234.8	225.0	235.6	224.9
12/19/83	225.3	235.9	225.7	236.7	225.5
12/20/83	227.4	238.4	227.2	238.9	227.5
12/21/83	229.1	239.2	228.5	239.4	229.2
12/22/83	230.2	240.9	229.6	240.8	230.2
12/23/83	231.0	243.0	230.7	242.9	231.1
12/24/83	231.8	242.5	232.4	242.6	232.0
12/25/83	234.2	243.4	234.7	243.7	234.3
12/26/83	232.8	243.5	233.6	243.9	232.9
12/27/83	231.3	241.5	231.6	241.8	231.3

## Daily DSM2 Model Output

	DB3	DB4	DB3	DB4	DB3
Date	Avg Of B1	Avg Of B1	Avg Of B2	Avg Of B2	Avg Of H3
12/28/83	228.4	240.4	228.6	240.7	228.3
12/29/83	227.2	241.1	226.9	241.3	227.2
12/30/83	226.6	240.5	226.6	240.4	226.7
12/31/83	226.0	232.1	226.0	232.1	226.0
1/1/84	225.4	231.1	225.3	231.1	225.3
1/2/84	225.9	230.9	225.8	230.9	225.9
1/3/84	238.5	237.0	238.5	237.0	238.4
1/4/84	254.4	246.7	254.6	246.7	254.4
1/5/84	262.9	254.3	263.3	254.5	262.8
1/6/84	269.5	261.7	269.7	261.9	269.5
1/7/84	273.4	267.7	273.6	267.8	273.4
1/8/84	277.8	273.9	278.1	274.2	277.7
1/9/84	280.4	277.2	280.8	277.5	280.4
1/10/84	283.5	281.1	284.1	281.4	283.5
1/11/84	285.5	283.9	286.0	284.3	285.5
1/12/84	287.2	287.7	287.6	288.0	287.3
1/13/84	287.9	290.1	288.3	290.4	288.1
1/14/84	288.8	291.7	289.1	292.0	289.1
1/15/84	289.8	294.5	290.0	294.8	290.2
1/16/84	291.0	296.1	291.3	296.4	291.4
1/17/84	292.4	297.0	292.7	297.2	292.7
1/18/84	294.0	298.7	294.3	299.0	294.2
1/19/84	295.5	301.3	295.8	301.5	295.6
1/20/84	296.9	301.6	297.1	301.9	296.9
1/21/84	298.2	302.8	298.4	303.0	298.2
1/22/84	299.4	303.9	299.7	304.2	299.5
1/23/84	300.6	305.8	301.0	306.2	300.7
1/24/84	301.9	306.7	302.2	307.0	301.9
1/25/84	303.0	307.9	303.4	308.3	303.0
1/26/84	304.1	317.0	304.5	317.5	304.1
1/27/84	305.2	311.4	305.7	311.8	305.2
1/28/84	306.4	313.4	306.8	313.8	306.4
1/29/84	307.6	313.8	308.0	314.2	307.6
1/30/84	308.8	314.3	309.2	314.8	308.8
1/31/84	310.6	317.6	311.5	318.5	310.5
2/1/84	312.5	319.3	313.2	320.1	312.2
2/2/84	315.0	322.8	315.6	323.4	314.8
2/3/84	317.2	324.7	317.7	325.0	316.9
2/4/84	319.0	325.6	318.9	325.1	318.8
2/5/84	320.1	327.6	319.1	326.5	319.9
2/6/84	320.0	328.1	318.4	325.8	319.8
2/7/84	319.7	329.3	317.5	326.5	319.5
2/8/84	320.1	329.8	317.2	326.1	319.9
2/9/84	320.8	332.6	317.3	328.7	320.6
2/10/84	322.2	332.7	317.9	327.9	322.0

## Daily DSM2 Model Output

	DB3	DB4	DB3	DB4	DB3
Date	Avg Of B1	Avg Of B1	Avg Of B2	Avg Of B2	Avg Of H3
2/11/84	322.8	335.5	317.9	329.3	322.6
2/12/84	323.2	336.2	317.4	330.6	323.0
2/13/84	323.2	332.0	317.1	325.4	323.0
2/14/84	323.7	333.3	316.8	326.1	323.5
2/15/84	323.4	334.3	316.1	324.4	323.2
2/16/84	324.0	331.2	315.7	322.7	323.8
2/17/84	324.5	332.3	315.5	323.1	324.4
2/18/84	324.9	333.7	315.3	323.5	324.7
2/19/84	326.6	335.3	316.3	324.4	326.5
2/20/84	327.5	336.0	316.6	324.7	327.4
2/21/84	328.4	337.1	316.8	325.2	328.3
2/22/84	329.8	344.6	317.7	326.5	329.7
2/23/84	331.6	342.4	318.9	328.7	331.6
2/24/84	333.0	344.2	319.4	329.8	332.9
2/25/84	334.7	345.8	320.4	331.0	334.6
2/26/84	336.0	349.5	323.2	337.6	338.2
2/27/84	337.2	350.9	327.0	339.0	342.6
2/28/84	338.8	349.1	328.8	338.1	344.7
2/29/84	339.8	348.8	330.3	336.9	347.2
3/1/84	339.1	346.5	329.5	336.1	348.1
3/2/84	335.7	343.0	325.1	331.7	345.3
3/3/84	332.3	339.7	320.2	326.6	341.3
3/4/84	331.4	338.6	318.4	324.8	339.7
3/5/84	331.9	340.9	320.7	330.5	340.4
3/6/84	333.1	341.1	324.0	335.9	342.0
3/7/84	334.7	344.9	328.4	338.9	345.0
3/8/84	336.4	345.4	331.8	342.7	347.8
3/9/84	338.2	346.7	336.5	347.4	350.3
3/10/84	339.6	349.2	340.7	350.8	353.3
3/11/84	341.3	351.9	344.1	355.3	355.8
3/12/84	343.1	357.5	348.5	356.5	360.3
3/13/84	343.8	351.7	351.0	358.3	361.4
3/14/84	345.3	352.9	354.0	360.6	364.3
3/15/84	346.8	354.1	357.1	362.5	366.5
3/16/84	347.8	354.1	359.6	365.5	368.4
3/17/84	349.8	356.4	362.8	369.7	371.4
3/18/84	350.8	357.8	366.0	373.6	373.2
3/19/84	352.2	360.0	369.3	376.4	375.8
3/20/84	353.2	360.9	372.8	379.5	377.9
3/21/84	354.8	362.2	376.7	383.8	380.8
3/22/84	356.1	365.3	379.7	387.5	383.6
3/23/84	358.1	369.4	384.4	391.9	386.7
3/24/84	358.8	368.7	386.5	395.6	388.7
3/25/84	360.2	370.5	389.6	400.0	391.5
3/26/84	362.5	372.0	393.0	402.9	393.8

## Daily DSM2 Model Output

	DB3	DB4	DB3	DB4	DB3
Date	Avg Of B1	Avg Of B1	Avg Of B2	Avg Of B2	Avg Of H3
3/27/84	362.9	373.1	396.0	407.0	395.9
3/28/84	364.3	374.3	398.9	411.0	398.2
3/29/84	366.0	376.0	402.4	412.3	401.4
3/30/84	368.2	379.2	406.1	415.7	404.9
3/31/84	371.9	386.2	409.3	420.1	407.9
4/1/84	375.3	396.6	412.7	424.4	410.2
4/2/84	381.0	399.8	416.7	428.8	413.8
4/3/84	384.8	394.6	420.7	430.8	417.2
4/4/84	387.8	388.7	423.6	432.4	420.1
4/5/84	389.5	387.0	426.8	433.3	423.6
4/6/84	391.6	387.9	429.7	437.1	425.8
4/7/84	392.8	382.8	433.6	441.7	429.9
4/8/84	393.8	380.9	435.9	444.0	431.2
4/9/84	392.7	371.6	438.2	445.6	433.2
4/10/84	392.6	375.7	440.4	448.0	435.3
4/11/84	392.8	377.7	442.5	449.3	437.8
4/12/84	391.6	372.4	444.9	451.3	440.4
4/13/84	389.9	366.6	447.0	451.2	442.9
4/14/84	387.8	367.1	448.6	451.7	445.7
4/15/84	386.5	363.7	450.4	452.6	448.1
4/16/84	383.6	363.1	451.9	453.7	450.3
4/17/84	382.4	359.1	453.7	455.5	452.6
4/18/84	379.9	360.3	454.9	456.9	454.4
4/19/84	380.4	364.6	457.2	461.4	456.7
4/20/84	379.9	361.8	459.2	465.4	458.2
4/21/84	379.2	354.0	461.6	469.1	460.1
4/22/84	378.2	351.3	463.7	471.5	461.5
4/23/84	375.4	347.5	466.1	473.7	463.3
4/24/84	377.1	355.7	467.8	477.2	464.8
4/25/84	377.3	353.4	470.1	480.4	466.7
4/26/84	375.5	349.4	472.2	480.6	469.0
4/27/84	375.1	350.1	474.2	479.5	471.5
4/28/84	374.2	350.1	476.6	481.4	474.2
4/29/84	372.7	346.9	477.8	482.8	476.2
4/30/84	371.2	346.1	479.0	481.3	477.5
5/1/84	369.7	347.9	479.4	480.6	479.0
5/2/84	368.5	349.1	480.1	479.3	479.9
5/3/84	365.1	345.2	479.6	478.3	480.5
5/4/84	364.7	346.5	480.4	480.4	481.0
5/5/84	364.6	348.5	481.1	481.6	481.7
5/6/84	363.8	343.5	482.0	483.7	482.6
5/7/84	363.9	342.9	482.8	484.7	482.8
5/8/84	363.7	342.9	483.8	485.0	483.6
5/9/84	362.6	341.7	484.5	484.5	484.5
5/10/84	363.3	344.4	484.7	483.8	485.0

## Daily DSM2 Model Output

	DB3	DB4	DB3	DB4	DB3
Date	Avg Of B1	Avg Of B1	Avg Of B2	Avg Of B2	Avg Of H3
5/11/84	363.1	342.7	485.1	483.7	486.0
5/12/84	361.8	341.7	484.9	481.8	486.8
5/13/84	360.7	342.6	484.6	481.8	487.9
5/14/84	360.7	342.0	484.5	481.5	488.8
5/15/84	358.3	340.1	483.6	481.3	489.0
5/16/84	357.3	339.0	483.0	480.2	489.4
5/17/84	356.5	340.3	482.7	481.1	489.9
5/18/84	355.8	338.8	482.5	481.4	490.6
5/19/84	355.8	337.2	483.1	483.8	491.3
5/20/84	357.0	338.2	483.9	486.2	492.2
5/21/84	357.7	342.4	485.1	490.3	493.2
5/22/84	358.4	342.6	486.4	493.1	494.6
5/23/84	359.8	343.9	487.5	493.5	495.5
5/24/84	360.3	344.3	488.6	493.3	496.6
5/25/84	360.9	343.3	489.5	494.7	497.9
5/26/84	360.0	339.2	489.9	490.2	499.2
5/27/84	358.8	339.0	489.2	486.4	500.1
5/28/84	358.5	337.6	488.5	484.7	500.9
5/29/84	355.9	338.5	487.3	484.2	501.2
5/30/84	355.8	338.7	486.5	482.3	501.5
5/31/84	354.8	340.3	486.4	469.6	501.1
6/1/84	354.6	342.7	481.4	454.6	500.9
6/2/84	354.5	343.1	476.7	455.1	498.4
6/3/84	354.9	345.2	473.9	456.9	494.7
6/4/84	355.8	345.7	471.3	455.5	490.9
6/5/84	356.2	347.2	469.1	454.8	485.8
6/6/84	357.3	347.1	467.6	454.4	481.0
6/7/84	359.1	353.2	466.6	454.8	478.2
6/8/84	360.3	353.2	464.9	451.3	473.3
6/9/84	360.5	351.0	461.9	445.6	466.9
6/10/84	360.3	350.8	457.7	439.8	458.8
6/11/84	359.8	348.7	454.1	435.6	451.7
6/12/84	359.1	349.7	449.7	431.7	443.9
6/13/84	358.7	344.8	446.7	428.5	438.3
6/14/84	358.2	344.1	443.6	427.8	432.5
6/15/84	358.3	345.9	442.0	428.1	428.8
6/16/84	358.4	345.2	440.9	426.9	425.0
6/17/84	359.1	348.3	440.3	428.9	422.9
6/18/84	360.4	349.4	440.3	430.4	421.7
6/19/84	361.8	351.0	440.9	434.9	421.1
6/20/84	362.2	350.6	441.4	434.4	419.8
6/21/84	364.0	349.4	441.6	432.0	419.9
6/22/84	364.1	347.3	441.4	429.8	418.3
6/23/84	364.3	347.0	440.9	426.7	415.4
6/24/84	363.2	344.7	439.7	422.7	412.2

## Daily DSM2 Model Output

	DB3	DB4	DB3	DB4	DB3
Date	Avg Of B1	Avg Of B1	Avg Of B2	Avg Of B2	Avg Of H3
6/25/84	361.8	342.1	437.1	421.3	408.6
6/26/84	360.0	338.6	435.1	416.8	404.6
6/27/84	357.7	341.2	433.1	417.1	400.0
6/28/84	355.0	338.4	430.1	415.6	396.0
6/29/84	354.8	337.9	429.7	416.5	393.3
6/30/84	352.0	331.2	428.7	415.1	389.3
7/1/84	347.7	317.5	426.8	406.1	382.6
7/2/84	346.6	312.3	424.8	397.0	378.6
7/3/84	342.6	306.1	421.9	391.8	373.5
7/4/84	341.7	303.9	421.8	388.1	372.4
7/5/84	336.7	302.8	417.9	382.3	364.8
7/6/84	333.1	300.9	414.3	382.1	360.1
7/7/84	330.5	300.9	411.6	380.2	357.0
7/8/84	327.4	297.2	407.9	376.2	353.3
7/9/84	324.6	294.4	403.6	369.8	349.5
7/10/84	320.1	293.3	398.4	366.6	344.1
7/11/84	316.7	289.5	394.8	360.7	340.6
7/12/84	315.0	294.7	389.3	357.9	336.4
7/13/84	313.0	292.0	386.6	358.7	336.3
7/14/84	314.8	296.1	386.4	359.8	336.8
7/15/84	315.3	297.8	385.8	358.7	337.0
7/16/84	314.5	295.6	382.7	352.8	335.8
7/17/84	316.1	299.6	381.7	351.1	336.3
7/18/84	317.3	300.2	381.1	350.9	337.4
7/19/84	318.2	303.3	380.5	355.3	338.0
7/20/84	319.1	302.9	379.0	347.6	338.0
7/21/84	320.3	302.6	378.2	348.2	338.8
7/22/84	319.7	303.8	375.6	344.6	338.2
7/23/84	319.5	303.0	373.4	342.2	336.4
7/24/84	318.9	303.4	369.9	341.8	335.7
7/25/84	318.1	305.4	365.8	341.3	334.0
7/26/84	318.3	305.2	362.2	340.0	333.1
7/27/84	318.0	305.9	359.3	338.2	332.2
7/28/84	318.9	306.6	358.3	334.5	332.8
7/29/84	319.6	307.7	355.5	330.0	331.9
7/30/84	320.4	309.1	353.2	328.4	331.4
7/31/84	320.0	311.4	349.5	327.5	328.5
8/1/84	322.2	320.2	349.6	336.2	330.0
8/2/84	324.1	326.0	351.5	341.1	332.1
8/3/84	325.7	326.5	351.1	341.9	331.9
8/4/84	327.6	327.3	350.3	338.9	332.0
8/5/84	328.4	329.2	349.2	339.3	331.1
8/6/84	329.3	326.4	347.5	332.3	330.1
8/7/84	330.0	326.6	345.6	331.0	329.2
8/8/84	330.5	326.0	344.4	328.1	328.0



## Daily DSM2 Model Output

	DB3	DB4	DB3	DB4	DB3
Date	Avg Of B1	Avg Of B1	Avg Of B2	Avg Of B2	Avg Of H3
8/9/84	331.3	326.6	343.1	329.2	327.3
8/10/84	332.4	328.0	342.8	331.2	327.0
8/11/84	333.5	329.1	342.6	331.2	326.7
8/12/84	334.9	332.1	342.9	331.7	326.8
8/13/84	335.9	329.8	343.0	332.7	327.5
8/14/84	337.5	330.4	343.9	331.4	327.6
8/15/84	338.8	331.8	344.0	331.2	327.6
8/16/84	340.7	333.8	345.9	332.7	330.0
8/17/84	341.9	335.6	346.2	331.7	330.6
8/18/84	343.1	337.6	345.9	330.7	331.8
8/19/84	344.1	338.3	345.7	328.7	332.0
8/20/84	345.4	341.9	344.5	327.9	332.2
8/21/84	346.1	342.3	343.3	329.8	332.8
8/22/84	347.1	347.2	342.4	328.5	333.9
8/23/84	347.8	345.9	340.9	329.2	334.8
8/24/84	348.8	347.2	340.1	329.1	336.0
8/25/84	350.3	349.8	339.7	330.2	337.5
8/26/84	351.9	353.3	339.7	331.1	340.1
8/27/84	354.0	356.2	339.9	331.5	342.8
8/28/84	356.5	360.6	340.4	333.6	347.0
8/29/84	358.8	364.6	341.5	333.8	350.7
8/30/84	362.0	370.1	342.7	337.7	356.0
8/31/84	365.0	373.6	342.9	334.1	360.5
9/1/84	368.4	380.1	342.8	335.6	365.3
9/2/84	371.5	383.8	343.3	337.5	369.2
9/3/84	376.0	389.5	343.2	337.7	373.7
9/4/84	379.5	393.6	343.3	339.8	378.2
9/5/84	383.7	398.1	344.1	339.6	381.7
9/6/84	388.4	402.2	344.8	340.7	386.0
9/7/84	391.2	406.5	345.5	341.1	389.1
9/8/84	395.9	411.4	346.6	343.1	393.3
9/9/84	400.0	417.6	347.4	342.8	396.5
9/10/84	404.3	422.2	348.8	345.7	399.2
9/11/84	409.6	428.3	350.2	347.5	402.6
9/12/84	413.1	434.8	351.3	348.6	404.6
9/13/84	417.8	441.4	352.8	350.1	407.1
9/14/84	422.7	449.9	354.1	353.1	409.4
9/15/84	428.7	457.8	355.6	354.7	411.8
9/16/84	436.4	472.8	356.9	353.8	413.6
9/17/84	446.2	480.5	358.3	354.5	415.2
9/18/84	449.8	486.7	359.1	354.7	416.1
9/19/84	455.2	488.5	359.5	356.0	416.4
9/20/84	463.0	494.1	359.6	354.8	416.2
9/21/84	469.8	499.3	360.0	354.1	415.6
9/22/84	475.8	504.8	360.5	354.6	415.2

## Daily DSM2 Model Output

	DB3	DB4	DB3	DB4	DB3
Date	Avg Of B1	Avg Of B1	Avg Of B2	Avg Of B2	Avg Of H3
9/23/84	481.2	510.1	361.3	357.0	414.8
9/24/84	487.7	517.5	362.1	358.5	414.1
9/25/84	492.0	522.8	363.0	358.8	414.0
9/26/84	500.2	531.8	364.0	361.0	413.3
9/27/84	507.7	539.8	364.8	361.9	412.4
9/28/84	513.4	548.6	365.7	363.1	411.2
9/29/84	521.9	561.1	366.7	364.2	411.1
9/30/84	527.0	563.9	366.3	366.0	409.1
10/1/84	537.1	577.3	366.4	368.7	408.2
10/2/84	541.6	582.9	366.8	369.6	407.2
10/3/84	548.4	588.6	367.8	370.4	406.7
10/4/84	555.5	594.9	369.7	372.6	406.3
10/5/84	561.0	603.5	372.3	376.6	406.4
10/6/84	569.1	613.1	375.5	378.5	406.6
10/7/84	579.2	622.8	378.6	381.6	407.0
10/8/84	585.7	628.9	381.6	384.8	407.4
10/9/84	592.8	639.1	384.6	387.8	408.1
10/10/84	599.2	646.9	387.4	391.1	408.9
10/11/84	608.8	651.7	389.9	393.0	409.4
10/12/84	613.0	658.0	392.3	395.9	410.2
10/13/84	621.7	661.6	394.8	398.3	411.1
10/14/84	628.1	661.8	397.0	401.0	412.1
10/15/84	648.8	663.8	399.6	405.1	413.3
10/16/84	639.1	657.1	401.7	405.8	413.4
10/17/84	640.6	657.0	403.4	407.6	413.9
10/18/84	642.1	655.5	405.4	410.1	413.9
10/19/84	643.5	650.0	407.5	411.4	413.5
10/20/84	643.9	647.0	409.2	412.7	412.7
10/21/84	644.3	646.5	410.9	413.9	411.4
10/22/84	644.5	645.7	412.3	413.9	410.5
10/23/84	644.5	646.0	413.6	413.9	408.4
10/24/84	644.6	647.2	414.4	412.8	406.3
10/25/84	645.1	649.0	414.7	412.7	403.6
10/26/84	645.8	651.3	415.3	414.9	402.6
10/27/84	647.6	656.1	415.7	415.2	401.5
10/28/84	651.0	663.4	416.2	416.1	400.5
10/29/84	654.3	672.4	416.8	417.4	400.0
10/30/84	658.0	682.0	417.4	419.2	399.8
10/31/84	665.7	692.0	420.1	423.5	400.6
11/1/84	674.2	706.8	421.8	414.0	399.1
11/2/84	683.6	714.5	419.6	401.9	395.8
11/3/84	686.0	727.0	420.6	395.6	397.3
11/4/84	702.8	749.9	416.0	384.5	391.6
11/5/84	713.4	764.3	412.4	379.9	389.0
11/6/84	723.4	782.7	410.1	378.7	386.6

## Daily DSM2 Model Output

	DB3	DB4	DB3	DB4	DB3
Date	Avg Of B1	Avg Of B1	Avg Of B2	Avg Of B2	Avg Of H3
11/7/84	740.8	809.3	406.6	373.1	383.5
11/8/84	747.6	824.4	406.2	378.3	382.8
11/9/84	764.8	853.1	401.7	369.0	378.5
11/10/84	786.4	879.5	396.7	364.4	373.9
11/11/84	803.9	900.7	393.9	361.5	371.6
11/12/84	843.5	937.0	388.7	360.7	370.5
11/13/84	896.9	982.1	387.8	360.4	369.8
11/14/84	934.6	1028.0	385.8	354.3	367.8
11/15/84	943.3	1071.5	385.7	363.3	368.6
11/16/84	957.5	1080.1	385.1	363.6	368.9
11/17/84	991.9	1100.2	382.6	362.6	368.5
11/18/84	1008.8	1114.2	382.9	360.4	369.5
11/19/84	1037.5	1137.3	380.6	357.4	368.9
11/20/84	1053.8	1127.1	378.1	354.6	368.8
11/21/84	1064.9	1097.9	375.7	354.2	367.9
11/22/84	1056.9	1065.0	374.4	353.0	368.1
11/23/84	1052.4	1043.1	368.9	342.5	364.5
11/24/84	1048.8	1037.1	369.9	353.3	366.1
11/25/84	1044.2	1026.5	369.6	349.6	366.6
11/26/84	1032.1	997.6	363.4	335.6	362.4
11/27/84	1028.3	995.9	366.2	345.5	365.6
11/28/84	1024.1	986.3	365.0	346.0	365.4
11/29/84	1016.8	969.6	363.8	343.2	365.7
11/30/84	1007.7	954.5	363.9	343.0	364.5
12/1/84	980.1	900.8	358.8	333.8	356.8
12/2/84	946.9	843.6	355.7	326.8	349.2
12/3/84	917.3	792.6	355.2	326.1	345.5
12/4/84	884.8	749.5	350.0	320.0	336.6
12/5/84	859.2	725.7	347.4	319.1	334.8
12/6/84	823.3	701.8	344.6	314.7	323.3
12/7/84	774.2	675.5	339.3	308.6	314.1
12/8/84	761.6	658.4	336.4	311.6	315.4
12/9/84	713.3	622.7	333.8	306.5	309.2
12/10/84	692.4	603.6	333.2	310.5	308.5
12/11/84	690.1	590.7	333.9	317.1	307.9
12/12/84	689.3	578.3	335.0	322.4	308.7
12/13/84	674.0	554.3	334.5	317.2	306.3
12/14/84	642.0	537.0	332.8	312.5	300.7
12/15/84	630.4	544.2	331.4	313.8	300.2
12/16/84	612.7	516.0	331.7	310.9	297.6
12/17/84	572.8	478.6	327.7	304.0	288.9
12/18/84	558.0	457.9	326.2	302.8	289.7
12/19/84	528.6	442.3	323.0	300.8	285.5
12/20/84	512.3	435.2	321.7	302.6	283.6
12/21/84	482.5	422.6	318.5	298.1	282.3

## Daily DSM2 Model Output

	DB3	DB4	DB3	DB4	DB3
Date	Avg Of B1	Avg Of B1	Avg Of B2	Avg Of B2	Avg Of H3
12/22/84	462.9	404.8	313.5	293.1	279.2
12/23/84	445.5	395.1	312.7	292.8	278.0
12/24/84	431.1	381.5	311.6	286.7	275.7
12/25/84	422.0	369.0	306.7	290.6	275.6
12/26/84	412.7	360.0	307.8	285.0	275.9
12/27/84	407.3	360.1	308.8	288.9	275.4
12/28/84	404.5	356.1	308.2	291.1	276.0
12/29/84	405.4	354.9	309.0	290.4	278.1
12/30/84	394.1	345.8	306.5	283.8	277.3
12/31/84	388.7	348.8	307.5	285.6	278.4
1/1/85	391.2	360.8	309.7	305.8	282.0
1/2/85	390.8	366.8	312.4	310.6	285.5
1/3/85	390.2	372.0	315.5	316.4	289.4
1/4/85	388.5	371.0	318.7	320.3	292.8
1/5/85	387.9	374.5	322.0	323.0	297.0
1/6/85	388.6	376.4	326.3	327.1	301.7
1/7/85	390.3	383.0	330.5	333.7	306.0
1/8/85	391.4	385.5	335.6	339.5	310.8
1/9/85	393.0	387.8	341.2	346.1	316.3
1/10/85	395.1	390.6	347.5	353.0	322.4
1/11/85	396.7	392.0	354.3	360.6	329.0
1/12/85	398.9	395.1	362.2	368.8	337.0
1/13/85	400.4	395.9	369.7	375.9	344.3
1/14/85	402.5	396.8	377.8	384.2	352.0
1/15/85	403.1	393.9	386.3	393.4	359.8
1/16/85	404.0	396.0	394.0	399.8	367.0
1/17/85	404.1	393.6	401.1	406.0	373.5
1/18/85	404.7	394.2	408.3	412.8	380.2
1/19/85	405.3	394.5	415.2	419.5	386.5
1/20/85	406.0	395.0	422.6	426.9	393.2
1/21/85	407.4	398.1	429.7	434.0	399.7
1/22/85	406.7	394.0	436.2	441.0	405.8
1/23/85	408.0	395.0	443.0	448.1	412.0
1/24/85	409.2	395.8	449.1	455.7	417.9
1/25/85	408.3	392.5	455.5	462.2	424.1
1/26/85	409.8	395.8	462.3	469.2	430.4
1/27/85	410.5	395.3	468.4	476.3	436.4
1/28/85	409.6	391.8	475.8	483.6	443.6
1/29/85	407.6	386.3	482.3	491.1	449.9
1/30/85	407.9	384.9	489.0	497.8	455.8
1/31/85	406.6	383.7	497.3	506.9	465.3
2/1/85	404.7	380.3	505.9	514.9	472.7
2/2/85	402.7	387.7	513.9	521.9	472.8
2/3/85	405.7	398.8	521.9	528.0	473.6
2/4/85	404.6	388.1	528.6	534.4	474.2

## Daily DSM2 Model Output

	DB3	DB4	DB3	DB4	DB3
Date	Avg Of B1	Avg Of B1	Avg Of B2	Avg Of B2	Avg Of H3
2/5/85	404.8	386.0	535.4	540.9	473.8
2/6/85	403.6	384.1	542.3	548.0	473.2
2/7/85	402.1	380.3	548.8	553.7	471.5
2/8/85	404.0	393.1	554.0	559.0	473.8
2/9/85	405.5	395.3	559.5	565.7	475.0
2/10/85	406.6	393.7	566.1	573.9	476.2
2/11/85	406.0	388.9	572.6	580.0	474.9
2/12/85	404.5	382.6	579.6	586.8	473.6
2/13/85	403.6	376.3	586.4	593.3	469.2
2/14/85	401.6	378.5	593.0	599.2	467.9
2/15/85	400.0	373.6	599.0	604.4	465.1
2/16/85	398.3	373.7	605.0	609.3	464.2
2/17/85	397.8	375.6	609.6	614.7	462.4
2/18/85	397.3	373.1	614.1	618.9	461.2
2/19/85	397.0	372.5	618.7	623.7	462.1
2/20/85	396.7	369.7	623.5	629.0	461.3
2/21/85	393.9	365.2	628.4	635.3	457.3
2/22/85	389.4	362.1	632.8	639.6	454.9
2/23/85	391.9	362.6	637.0	644.6	456.3
2/24/85	389.2	359.5	641.7	650.0	452.4
2/25/85	388.5	357.2	646.9	654.2	451.4
2/26/85	383.1	346.2	652.3	659.1	445.0
2/27/85	373.9	342.8	656.6	667.7	438.7
2/28/85	377.2	340.6	660.1	665.2	439.3
3/1/85	380.2	350.7	663.1	664.8	438.5
3/2/85	380.0	355.9	665.5	666.0	438.2
3/3/85	377.9	353.3	667.1	663.7	434.5
3/4/85	377.0	354.3	667.7	660.1	433.6
3/5/85	375.8	352.9	668.2	656.6	431.4
3/6/85	375.3	355.2	668.6	656.6	430.2
3/7/85	376.4	365.1	669.4	658.6	431.2
3/8/85	375.1	356.0	669.2	655.2	428.7
3/9/85	374.7	353.2	668.7	650.8	425.7
3/10/85	373.7	356.8	667.2	652.4	425.4
3/11/85	373.4	358.9	666.7	653.7	423.7
3/12/85	372.6	353.6	665.9	648.7	422.3
3/13/85	373.0	351.6	665.0	645.2	420.3
3/14/85	372.8	348.1	664.3	644.2	420.5
3/15/85	373.2	354.1	665.9	648.6	419.8
3/16/85	374.2	354.7	665.7	646.9	419.0
3/17/85	374.0	354.3	665.5	647.6	419.9
3/18/85	374.9	357.5	666.2	651.4	419.6
3/19/85	375.9	359.3	667.0	653.6	421.4
3/20/85	375.7	361.7	667.9	655.2	420.7
3/21/85	376.7	357.1	668.8	656.2	421.1

## Daily DSM2 Model Output

	DB3	DB4	DB3	DB4	DB3
Date	Avg Of B1	Avg Of B1	Avg Of B2	Avg Of B2	Avg Of H3
3/22/85	377.0	355.8	669.0	653.3	421.3
3/23/85	376.8	353.9	669.0	651.5	421.2
3/24/85	375.8	354.8	668.5	648.7	420.4
3/25/85	374.9	348.7	667.3	640.8	418.6
3/26/85	371.9	345.0	663.4	637.9	417.9
3/27/85	373.0	347.2	663.2	638.1	416.6
3/28/85	375.8	358.3	664.5	648.8	419.7
3/29/85	375.9	355.9	665.5	649.3	419.2
3/30/85	376.4	352.9	664.8	647.5	420.3
3/31/85	378.9	360.6	664.5	641.1	422.1
4/1/85	381.1	372.2	663.8	637.3	424.3
4/2/85	383.8	379.4	661.5	633.6	426.7
4/3/85	386.9	384.2	658.4	629.2	428.8
4/4/85	390.1	388.6	656.4	627.5	431.6
4/5/85	393.7	394.2	653.2	628.3	434.6
4/6/85	397.1	398.2	651.5	628.7	437.0
4/7/85	401.5	405.0	648.9	625.9	440.4
4/8/85	405.7	406.4	646.3	622.6	443.3
4/9/85	409.7	411.5	643.5	622.8	446.5
4/10/85	414.6	418.4	642.0	623.5	450.4
4/11/85	418.8	424.9	643.2	623.1	454.0
4/12/85	423.2	430.5	641.5	620.0	457.5
4/13/85	427.4	433.5	640.3	615.5	460.3
4/14/85	430.8	433.0	638.9	609.5	462.9
4/15/85	434.6	436.7	636.2	606.3	464.5
4/16/85	437.8	438.8	634.4	608.4	466.6
4/17/85	441.1	443.9	634.4	610.7	469.1
4/18/85	444.2	448.4	632.5	608.8	471.0
4/19/85	448.0	454.7	630.7	604.3	473.5
4/20/85	451.6	452.7	626.3	591.6	474.5
4/21/85	454.9	456.0	622.3	591.4	476.0
4/22/85	458.2	461.8	619.5	592.3	477.1
4/23/85	462.0	465.9	614.6	587.3	478.8
4/24/85	465.4	469.5	611.0	583.2	479.4
4/25/85	468.1	474.3	608.8	578.3	480.1
4/26/85	471.7	475.3	603.5	563.2	480.2
4/27/85	474.5	475.7	598.6	563.2	480.7
4/28/85	477.1	480.4	596.9	566.2	481.8
4/29/85	479.5	481.3	593.0	556.7	481.9
4/30/85	481.2	479.0	589.4	552.8	481.6
5/1/85	482.7	479.6	584.8	551.2	481.7
5/2/85	483.7	480.5	578.6	550.2	480.9
5/3/85	484.8	481.6	574.4	546.4	480.8
5/4/85	484.3	476.5	564.1	532.5	478.6
5/5/85	483.1	474.1	555.6	526.1	476.6

## Daily DSM2 Model Output

	DB3	DB4	DB3	DB4	DB3
Date	Avg Of B1	Avg Of B1	Avg Of B2	Avg Of B2	Avg Of H3
5/6/85	482.4	475.4	548.4	523.9	475.0
5/7/85	482.8	475.8	544.1	520.2	474.2
5/8/85	482.8	476.8	537.9	515.1	473.9
5/9/85	483.5	479.2	535.0	513.7	473.9
5/10/85	484.5	484.3	533.5	518.8	474.9
5/11/85	485.7	485.9	532.4	517.4	475.8
5/12/85	487.1	486.8	531.2	514.8	477.2
5/13/85	488.0	486.9	528.8	509.3	478.0
5/14/85	488.2	480.7	525.1	498.2	478.0
5/15/85	487.7	477.3	520.9	494.2	477.5
5/16/85	487.3	480.3	518.2	495.3	477.2
5/17/85	486.2	477.3	514.4	491.3	476.2
5/18/85	484.6	474.0	510.3	485.6	474.9
5/19/85	482.4	471.5	504.9	481.3	473.1
5/20/85	480.1	470.7	500.1	479.3	470.5
5/21/85	478.6	472.9	497.3	477.7	469.6
5/22/85	476.4	468.3	493.4	475.2	468.2
5/23/85	475.1	468.2	490.7	474.4	466.8
5/24/85	474.3	469.4	488.8	473.4	466.5
5/25/85	473.4	468.0	487.2	472.0	466.0
5/26/85	472.8	468.2	485.5	473.8	465.8
5/27/85	473.1	469.9	485.5	475.8	466.6
5/28/85	473.4	470.2	485.2	475.5	467.4
5/29/85	472.8	468.6	484.0	472.3	467.2
5/30/85	471.5	462.2	481.9	466.0	466.5
5/31/85	469.4	458.6	479.9	463.6	465.3
6/1/85	466.0	452.7	476.1	456.8	463.0
6/2/85	461.9	449.9	470.8	454.6	459.7
6/3/85	459.0	450.1	467.9	453.8	457.8
6/4/85	457.2	451.0	465.7	453.6	456.7
6/5/85	455.8	452.2	464.3	454.1	456.1
6/6/85	455.2	454.7	463.5	456.4	456.0
6/7/85	455.3	458.3	463.5	460.2	456.7
6/8/85	456.0	459.8	463.9	460.1	457.9
6/9/85	456.7	462.2	464.4	459.8	459.2
6/10/85	457.4	460.3	464.8	458.2	460.4
6/11/85	457.5	457.0	464.4	454.9	461.1
6/12/85	457.9	455.0	464.1	453.2	461.9
6/13/85	457.2	452.3	463.1	450.0	461.9
6/14/85	456.5	451.5	462.1	447.8	461.8
6/15/85	455.0	445.8	459.7	441.6	460.7
6/16/85	452.6	442.3	456.5	438.8	459.2
6/17/85	451.1	442.9	454.9	440.0	458.4
6/18/85	449.2	441.6	452.4	437.1	457.3
6/19/85	447.5	440.3	450.3	435.8	456.5

## Daily DSM2 Model Output

	DB3	DB4	DB3	DB4	DB3
Date	Avg Of B1	Avg Of B1	Avg Of B2	Avg Of B2	Avg Of H3
6/20/85	446.4	441.1	449.1	437.2	456.2
6/21/85	445.8	444.4	448.3	439.0	456.3
6/22/85	446.0	446.0	448.3	440.4	457.0
6/23/85	446.4	447.9	448.4	440.7	458.0
6/24/85	446.8	449.8	448.5	441.9	458.9
6/25/85	447.6	451.7	449.0	443.9	460.3
6/26/85	448.1	448.9	449.0	440.8	461.3
6/27/85	447.7	445.0	447.8	436.6	461.7
6/28/85	446.6	441.1	446.4	433.0	461.2
6/29/85	445.2	439.8	444.2	431.9	460.4
6/30/85	442.7	431.1	441.1	426.7	458.8
7/1/85	438.6	406.3	439.1	419.8	455.5
7/2/85	431.8	389.4	436.4	414.0	450.1
7/3/85	424.4	380.7	433.1	410.0	443.3
7/4/85	418.8	376.2	431.4	408.5	437.9
7/5/85	413.3	371.0	429.1	405.3	432.9
7/6/85	410.3	371.1	428.5	406.5	430.0
7/7/85	406.6	367.9	426.4	403.4	425.9
7/8/85	404.8	364.1	426.8	401.3	423.9
7/9/85	402.9	367.5	426.8	404.6	421.9
7/10/85	400.1	363.0	425.5	402.1	419.1
7/11/85	397.5	360.2	424.1	398.4	415.4
7/12/85	392.9	356.4	420.5	390.6	410.2
7/13/85	389.1	357.0	417.8	389.7	406.8
7/14/85	385.4	357.1	414.4	387.2	402.1
7/15/85	382.0	355.7	410.9	383.9	397.8
7/16/85	379.6	355.7	407.8	384.8	393.8
7/17/85	377.6	358.0	405.5	385.5	390.6
7/18/85	376.2	361.2	403.8	388.2	389.6
7/19/85	376.5	363.0	402.6	386.6	389.1
7/20/85	376.8	365.4	401.5	385.0	388.1
7/21/85	377.4	367.3	400.7	382.0	388.1
7/22/85	379.4	372.2	401.3	382.1	389.3
7/23/85	380.4	374.9	399.6	382.4	388.8
7/24/85	381.8	377.2	398.9	381.7	389.4
7/25/85	383.5	378.6	397.9	382.7	390.3
7/26/85	384.0	379.2	395.7	382.3	389.9
7/27/85	384.6	378.6	393.7	379.9	389.7
7/28/85	385.1	378.1	391.0	378.1	389.5
7/29/85	385.3	378.4	389.7	377.7	389.1
7/30/85	385.8	377.8	388.8	376.0	389.3
7/31/85	385.8	376.9	387.4	373.9	388.6
8/1/85	386.0	380.3	386.5	375.6	388.4
8/2/85	386.1	380.5	385.6	372.8	388.4
8/3/85	386.7	381.1	384.9	370.9	389.1



## Daily DSM2 Model Output

	DB3	DB4	DB3	DB4	DB3
Date	Avg Of B1	Avg Of B1	Avg Of B2	Avg Of B2	Avg Of H3
8/4/85	387.8	383.4	384.8	371.6	389.8
8/5/85	389.2	385.7	385.6	372.2	391.1
8/6/85	390.7	389.3	385.7	376.4	392.1
8/7/85	392.0	389.8	385.8	375.0	393.4
8/8/85	393.2	389.6	385.5	369.5	394.5
8/9/85	393.8	386.8	384.3	366.9	394.7
8/10/85	393.6	386.7	382.4	364.8	394.6
8/11/85	393.6	386.4	380.9	365.7	394.5
8/12/85	393.6	388.8	379.6	365.9	394.2
8/13/85	393.3	386.0	378.0	365.1	394.0
8/14/85	392.8	384.9	376.5	363.4	393.8
8/15/85	392.3	384.7	374.8	362.7	393.4
8/16/85	392.1	385.1	374.0	362.9	393.6
8/17/85	392.3	387.8	373.6	365.2	394.1
8/18/85	392.7	386.5	373.2	361.9	394.7
8/19/85	393.4	386.6	373.1	359.3	395.8
8/20/85	394.2	389.1	372.9	360.6	396.6
8/21/85	395.0	390.7	372.4	359.7	397.1
8/22/85	395.7	392.4	371.3	358.7	397.9
8/23/85	396.5	393.5	370.2	355.8	398.5
8/24/85	397.2	397.8	368.5	357.1	398.7
8/25/85	397.8	396.8	366.8	354.6	399.7
8/26/85	398.9	398.5	365.8	353.7	400.4
8/27/85	400.0	399.6	364.9	351.5	401.6
8/28/85	401.1	400.7	363.3	348.7	402.6
8/29/85	402.6	404.1	363.3	349.7	404.1
8/30/85	404.8	408.5	363.0	352.3	406.1
8/31/85	406.3	410.1	362.0	346.1	407.6
9/1/85	408.2	412.8	362.2	346.0	409.6
9/2/85	409.5	417.0	360.8	343.0	411.0
9/3/85	412.4	421.3	359.9	345.4	413.9
9/4/85	414.9	427.6	358.5	344.9	417.0
9/5/85	417.4	429.2	357.4	347.2	419.2
9/6/85	421.1	436.6	357.9	349.7	422.6
9/7/85	425.2	441.7	357.7	349.1	428.0
9/8/85	428.3	446.5	357.6	348.5	430.7
9/9/85	431.1	449.5	356.7	347.4	434.1
9/10/85	434.5	450.4	355.9	346.7	437.4
9/11/85	437.5	454.6	355.5	347.6	440.6
9/12/85	440.4	459.2	355.2	347.6	443.7
9/13/85	444.7	464.6	355.0	348.2	448.2
9/14/85	448.8	470.4	354.9	346.8	452.7
9/15/85	451.6	475.2	354.9	346.3	456.0
9/16/85	458.6	484.1	354.5	345.1	463.8
9/17/85	464.1	490.8	354.3	344.5	469.2

## Daily DSM2 Model Output

	DB3	DB4	DB3	DB4	DB3
Date	Avg Of B1	Avg Of B1	Avg Of B2	Avg Of B2	Avg Of H3
9/18/85	467.5	494.5	353.7	346.3	473.3
9/19/85	473.5	503.2	353.3	347.4	478.9
9/20/85	482.3	513.4	353.2	346.9	488.0
9/21/85	487.7	521.0	353.4	346.8	493.6
9/22/85	492.8	525.4	353.3	348.8	498.4
9/23/85	499.0	534.9	353.3	346.7	504.7
9/24/85	507.7	545.3	353.4	345.8	512.5
9/25/85	515.6	555.6	353.4	344.7	518.6
9/26/85	522.2	568.3	353.9	346.2	525.6
9/27/85	530.0	577.9	354.5	346.4	532.5
9/28/85	537.6	589.7	355.3	348.1	540.4
9/29/85	546.0	599.9	355.8	348.6	548.2
9/30/85	556.0	618.7	356.1	350.5	553.9
10/1/85	566.3	636.6	356.6	352.6	557.8
10/2/85	580.2	654.0	357.0	353.5	565.2
10/3/85	594.1	676.2	357.8	353.9	570.6
10/4/85	615.1	701.4	358.6	354.7	577.4
10/5/85	630.3	713.2	358.9	354.8	585.2
10/6/85	638.5	713.3	359.5	357.3	587.6
10/7/85	642.6	719.6	360.3	359.3	591.8
10/8/85	653.0	721.0	361.0	359.6	596.2
10/9/85	663.8	725.8	361.7	360.2	601.4
10/10/85	673.3	730.7	362.5	361.2	606.1
10/11/85	680.1	737.5	363.3	360.6	610.8
10/12/85	686.4	741.8	364.1	361.3	614.0
10/13/85	697.2	747.4	364.7	361.4	620.7
10/14/85	706.0	754.2	365.2	359.1	625.0
10/15/85	715.2	757.5	364.6	355.6	631.4
10/16/85	721.9	758.2	364.4	355.5	635.0
10/17/85	727.6	762.5	363.7	355.1	638.1
10/18/85	733.3	768.0	363.7	355.7	641.0
10/19/85	741.7	777.3	363.0	351.0	643.7
10/20/85	744.4	774.3	363.0	352.8	644.6
10/21/85	748.0	776.1	363.3	355.2	645.2
10/22/85	752.9	783.9	363.8	355.4	645.6
10/23/85	757.6	790.7	363.8	353.8	645.6
10/24/85	763.2	798.3	364.4	353.4	645.5
10/25/85	768.9	805.0	364.4	352.9	644.5
10/26/85	774.7	812.7	364.5	352.6	643.1
10/27/85	778.6	818.8	364.7	354.4	641.5
10/28/85	784.9	823.0	364.9	354.9	638.9
10/29/85	789.7	825.2	365.0	355.9	636.6
10/30/85	794.5	826.6	365.6	358.0	633.6
10/31/85	800.9	826.9	365.3	356.9	626.5
11/1/85	804.2	823.1	365.5	356.2	620.7

## Daily DSM2 Model Output

	DB3	DB4	DB3	DB4	DB3
Date	Avg Of B1	Avg Of B1	Avg Of B2	Avg Of B2	Avg Of H3
11/2/85	806.4	818.8	365.5	355.5	613.0
11/3/85	806.2	813.3	365.7	356.4	607.0
11/4/85	805.1	808.4	366.2	359.1	602.4
11/5/85	804.6	804.4	366.9	359.9	600.7
11/6/85	803.6	800.0	367.1	359.0	590.8
11/7/85	802.1	795.8	367.0	358.0	586.0
11/8/85	800.2	791.8	367.6	358.2	576.3
11/9/85	797.3	786.2	366.9	355.3	568.2
11/10/85	794.3	784.4	366.8	356.3	556.6
11/11/85	791.6	783.9	367.0	357.6	549.1
11/12/85	789.2	785.5	366.8	361.1	541.8
11/13/85	786.8	784.6	367.3	361.1	536.4
11/14/85	784.7	785.0	368.0	362.0	529.5
11/15/85	784.0	788.4	368.7	363.3	523.1
11/16/85	784.3	793.1	369.4	365.7	519.1
11/17/85	785.1	796.7	370.6	368.6	517.7
11/18/85	787.0	802.4	371.7	370.0	514.8
11/19/85	790.2	809.3	372.7	369.4	512.9
11/20/85	790.7	813.8	373.8	369.3	512.0
11/21/85	797.0	823.4	374.7	368.7	510.7
11/22/85	801.3	831.4	375.2	368.3	510.4
11/23/85	806.0	838.3	374.6	365.4	510.4
11/24/85	809.7	837.4	375.0	366.1	511.0
11/25/85	811.2	834.8	375.5	370.7	512.0
11/26/85	814.3	841.1	376.4	371.8	512.9
11/27/85	823.3	854.1	376.7	369.2	515.2
11/28/85	837.8	861.6	376.5	367.5	519.7
11/29/85	826.4	844.3	377.8	375.8	518.6
11/30/85	841.5	870.4	381.7	380.0	530.4
12/1/85	854.2	896.8	382.5	375.1	549.0
12/2/85	854.1	895.9	386.9	384.6	551.1
12/3/85	868.9	911.4	388.3	385.5	566.1
12/4/85	871.3	917.8	390.2	387.8	570.9
12/5/85	879.9	923.2	392.3	388.2	583.6
12/6/85	890.0	925.1	393.9	388.2	597.3
12/7/85	895.2	921.5	395.7	390.0	607.2
12/8/85	895.7	906.8	396.1	387.0	614.6
12/9/85	892.5	881.3	395.9	383.3	617.5
12/10/85	882.7	857.0	395.6	382.0	616.5
12/11/85	870.4	832.4	394.1	379.3	611.8
12/12/85	861.5	805.0	393.0	378.0	606.2
12/13/85	844.2	773.3	391.0	373.5	599.4
12/14/85	822.8	749.0	389.8	370.6	590.7
12/15/85	813.0	726.2	389.8	367.6	585.5
12/16/85	795.6	708.7	387.4	362.2	578.9

## Daily DSM2 Model Output

	DB3	DB4	DB3	DB4	DB3
Date	Avg Of B1	Avg Of B1	Avg Of B2	Avg Of B2	Avg Of H3
12/17/85	776.6	699.0	384.8	361.8	569.6
12/18/85	770.2	680.2	385.0	356.8	570.3
12/19/85	750.1	661.4	380.9	351.5	558.7
12/20/85	729.9	639.2	378.6	346.0	551.5
12/21/85	711.9	616.9	373.8	340.1	541.8
12/22/85	697.5	603.6	370.9	337.3	535.4
12/23/85	673.5	594.6	366.9	332.1	524.9
12/24/85	662.7	589.0	362.8	330.5	521.7
12/25/85	645.3	584.7	357.3	332.0	513.6
12/26/85	639.3	578.7	359.0	331.5	514.1
12/27/85	634.6	577.6	355.9	335.3	517.1
12/28/85	622.1	572.4	353.0	333.9	518.0
12/29/85	618.6	566.4	354.9	331.9	522.3
12/30/85	614.2	569.4	354.2	335.2	526.2
12/31/85	615.2	581.4	357.7	364.5	531.3
1/1/86	615.5	592.5	361.4	366.4	537.3
1/2/86	615.8	600.9	365.4	374.0	543.3
1/3/86	615.5	600.1	371.2	380.1	550.1
1/4/86	615.5	600.2	378.0	386.0	558.7
1/5/86	617.1	608.7	385.5	394.5	565.9
1/6/86	617.8	611.2	395.3	406.1	572.3
1/7/86	618.3	612.0	407.6	415.5	579.0
1/8/86	618.0	612.0	419.8	426.9	585.0
1/9/86	618.2	612.6	433.8	440.2	591.8
1/10/86	618.0	609.5	447.0	453.8	596.2
1/11/86	616.9	606.3	460.7	467.3	600.4
1/12/86	617.4	605.6	472.4	480.4	604.9
1/13/86	617.0	598.2	484.1	492.1	607.7
1/14/86	618.5	600.5	495.6	507.5	611.1
1/15/86	617.2	598.8	505.3	513.5	613.4
1/16/86	619.3	605.0	514.2	523.1	615.9
1/17/86	619.2	603.4	524.0	534.1	618.6
1/18/86	616.5	585.0	535.6	546.9	619.5
1/19/86	614.6	580.2	546.2	568.2	619.1
1/20/86	608.9	572.7	557.7	568.8	617.0
1/21/86	605.9	565.4	568.9	579.2	616.1
1/22/86	602.4	563.0	581.3	590.4	613.2
1/23/86	603.5	577.4	592.5	601.6	614.1
1/24/86	602.2	590.2	604.9	614.2	614.8
1/25/86	601.2	591.9	615.5	624.8	614.3
1/26/86	601.6	590.8	626.6	635.4	615.5
1/27/86	600.9	581.4	637.3	645.6	615.5
1/28/86	599.0	570.2	646.9	655.8	613.7
1/29/86	598.8	578.3	656.0	664.1	613.8
1/30/86	599.7	588.3	664.3	672.1	615.0

## Daily DSM2 Model Output

	DB3	DB4	DB3	DB4	DB3
Date	Avg Of B1	Avg Of B1	Avg Of B2	Avg Of B2	Avg Of H3
1/31/86	622.1	629.9	693.9	719.8	636.0
2/1/86	636.7	646.6	717.5	804.5	652.4
2/2/86	661.7	678.9	744.2	778.3	672.6
2/3/86	677.9	710.3	760.6	795.7	691.7
2/4/86	694.4	731.8	781.0	809.4	707.3
2/5/86	713.6	748.5	799.3	819.4	726.5
2/6/86	727.5	764.0	813.9	826.6	739.3
2/7/86	742.3	775.9	824.3	837.2	753.2
2/8/86	755.6	789.9	837.4	854.7	766.5
2/9/86	771.7	807.1	852.0	868.3	783.5
2/10/86	783.6	824.3	865.7	896.4	797.6
2/11/86	798.5	850.7	878.7	892.0	812.1
2/12/86	815.5	857.2	889.2	896.8	825.0
2/13/86	839.3	880.8	905.9	910.7	844.9
2/14/86	845.6	886.3	911.9	931.8	851.6
2/15/86	852.5	885.5	917.3	947.5	857.1
2/16/86	852.5	907.1	916.4	954.5	857.6
2/17/86	857.2	874.2	901.7	929.7	851.8
2/18/86	564.2	742.3	565.2	768.1	558.0
2/19/86	392.6	558.7	390.2	567.8	391.2
2/20/86	360.7	489.4	359.4	498.0	360.2
2/21/86	350.9	464.2	349.9	476.7	350.5
2/22/86	344.8	435.9	344.0	443.0	344.5
2/23/86	340.5	418.7	339.7	424.7	340.1
2/24/86	338.2	403.6	337.6	408.5	337.9
2/25/86	338.1	396.6	337.4	401.0	338.0
2/26/86	340.2	394.7	339.5	399.0	340.1
2/27/86	345.3	401.0	344.6	405.9	345.2
2/28/86	338.5	386.5	337.8	390.8	338.7
3/1/86	336.8	401.5	336.1	406.8	348.9
3/2/86	364.6	406.4	366.7	413.0	372.8
3/3/86	350.0	397.8	352.5	403.4	362.2
3/4/86	345.0	393.9	346.7	399.7	359.0
3/5/86	358.6	392.9	361.9	398.2	367.7
3/6/86	360.5	384.6	364.6	388.9	368.0
3/7/86	358.3	378.2	361.7	383.4	366.8
3/8/86	355.8	372.0	358.7	375.4	365.4
3/9/86	352.1	366.1	354.6	368.6	363.4
3/10/86	347.8	361.2	349.9	363.2	361.2
3/11/86	341.2	355.8	342.4	357.5	357.8
3/12/86	319.4	349.6	319.4	351.7	341.0
3/13/86	292.0	335.2	288.9	335.5	311.3
3/14/86	280.3	319.4	278.9	318.9	296.3
3/15/86	274.3	303.3	273.3	302.8	283.5
3/16/86	266.7	291.8	266.0	291.3	270.3

## Daily DSM2 Model Output

	DB3	DB4	DB3	DB4	DB3
Date	Avg Of B1	Avg Of B1	Avg Of B2	Avg Of B2	Avg Of H3
3/17/86	263.2	284.4	262.4	284.1	263.9
3/18/86	260.9	277.6	260.5	277.2	262.5
3/19/86	260.6	276.1	260.7	276.0	262.2
3/20/86	262.4	282.7	262.3	283.1	264.6
3/21/86	265.4	279.9	265.1	279.8	268.9
3/22/86	269.8	284.1	269.4	283.8	272.9
3/23/86	271.6	286.1	272.1	286.0	275.7
3/24/86	273.8	291.0	274.4	286.4	275.8
3/25/86	274.4	286.8	274.0	286.6	275.0
3/26/86	273.1	286.0	273.0	285.7	275.7
3/27/86	272.9	287.1	272.6	286.8	276.0
3/28/86	273.8	286.9	273.6	286.6	277.0
3/29/86	274.7	292.4	275.0	292.5	278.7
3/30/86	277.6	293.5	277.3	293.3	280.7
3/31/86	277.5	281.5	277.3	281.0	280.7
4/1/86	274.0	279.6	273.8	279.2	276.7
4/2/86	273.5	282.0	271.9	279.2	275.3
4/3/86	273.7	283.1	270.7	278.0	274.9
4/4/86	273.8	282.0	269.6	276.8	274.4
4/5/86	274.7	282.6	268.7	275.2	274.6
4/6/86	276.0	284.1	268.4	274.9	275.2
4/7/86	277.0	284.9	268.3	274.9	275.9
4/8/86	278.3	287.9	268.6	277.0	276.2
4/9/86	279.5	289.5	268.3	276.0	276.8
4/10/86	280.6	290.8	268.3	276.3	277.3
4/11/86	281.7	293.7	268.4	279.6	277.7
4/12/86	282.9	293.2	268.9	277.8	278.3
4/13/86	284.5	297.5	269.0	289.2	278.9
4/14/86	286.1	298.9	269.2	278.7	279.9
4/15/86	287.7	298.9	269.5	278.6	280.7
4/16/86	288.7	299.3	269.9	277.9	282.2
4/17/86	290.0	302.7	270.3	289.1	282.3
4/18/86	291.1	302.4	270.7	278.6	282.8
4/19/86	292.7	305.5	271.2	281.1	284.0
4/20/86	293.0	307.0	272.0	282.2	284.3
4/21/86	295.8	311.1	272.9	282.4	285.8
4/22/86	297.9	312.8	274.2	282.8	287.5
4/23/86	300.7	313.8	275.4	284.0	289.2
4/24/86	303.2	316.9	279.4	290.0	293.0
4/25/86	306.2	318.5	284.0	294.5	295.8
4/26/86	309.3	320.7	286.8	294.2	299.6
4/27/86	312.4	324.0	290.2	296.8	302.9
4/28/86	315.1	328.1	293.7	299.2	306.3
4/29/86	318.5	330.5	297.9	302.7	309.8
4/30/86	322.1	334.8	299.9	308.3	312.6

## Daily DSM2 Model Output

	DB3	DB4	DB3	DB4	DB3
Date	Avg Of B1	Avg Of B1	Avg Of B2	Avg Of B2	Avg Of H3
5/1/86	327.3	338.5	301.9	311.5	314.2
5/2/86	330.4	336.8	303.7	317.1	315.6
5/3/86	332.9	339.9	303.8	313.4	314.4
5/4/86	335.2	341.8	303.5	312.9	313.2
5/5/86	337.5	342.3	302.9	312.6	312.0
5/6/86	339.5	343.3	302.6	314.7	310.9
5/7/86	341.7	347.5	302.5	312.9	310.2
5/8/86	343.4	340.4	301.8	314.4	309.1
5/9/86	343.9	338.4	301.5	315.0	308.3
5/10/86	344.9	340.0	301.5	315.0	307.9
5/11/86	345.4	338.5	301.1	314.0	307.2
5/12/86	345.8	337.8	301.1	313.3	306.9
5/13/86	346.7	339.9	301.1	314.7	306.6
5/14/86	347.8	341.4	300.9	319.5	306.3
5/15/86	349.1	341.4	301.0	312.1	306.3
5/16/86	349.8	342.7	301.0	310.9	306.3
5/17/86	349.9	339.1	301.0	312.1	306.2
5/18/86	350.0	339.7	301.1	313.2	305.9
5/19/86	349.2	334.4	302.3	314.9	306.8
5/20/86	348.5	331.5	306.2	325.3	308.9
5/21/86	346.7	328.7	311.2	326.3	312.7
5/22/86	343.8	323.5	314.4	321.1	315.7
5/23/86	340.2	322.7	316.5	320.1	318.1
5/24/86	336.8	320.3	318.4	320.6	320.2
5/25/86	334.0	316.9	320.6	322.1	323.4
5/26/86	332.2	315.9	322.5	322.5	325.9
5/27/86	332.1	315.7	324.8	326.1	328.6
5/28/86	331.9	314.8	327.7	328.5	331.7
5/29/86	331.7	314.9	329.5	331.0	334.4
5/30/86	330.0	314.3	332.4	336.0	338.0
5/31/86	332.3	314.2	334.2	338.2	340.7
6/1/86	332.1	319.5	336.2	341.0	343.9
6/2/86	332.4	320.5	338.5	344.9	347.4
6/3/86	332.7	322.0	340.8	348.5	350.7
6/4/86	332.6	319.4	342.8	350.1	353.9
6/5/86	332.1	317.9	344.5	351.1	357.0
6/6/86	331.2	318.3	346.3	355.1	360.0
6/7/86	331.4	318.0	348.0	357.2	362.6
6/8/86	330.2	316.6	349.4	355.9	365.3
6/9/86	330.0	316.5	350.9	356.9	367.8
6/10/86	330.5	320.2	352.6	359.9	370.3
6/11/86	331.3	325.0	354.6	363.2	373.2
6/12/86	332.8	324.6	357.1	368.4	376.3
6/13/86	334.4	328.4	359.4	372.3	379.6
6/14/86	336.6	327.7	362.5	377.1	384.0

## Daily DSM2 Model Output

	DB3	DB4	DB3	DB4	DB3
Date	Avg Of B1	Avg Of B1	Avg Of B2	Avg Of B2	Avg Of H3
6/15/86	338.2	330.1	365.3	379.1	387.6
6/16/86	339.5	330.4	368.3	381.9	392.1
6/17/86	341.1	333.8	371.4	381.9	398.6
6/18/86	342.1	331.4	375.0	385.5	406.7
6/19/86	342.8	329.2	377.7	385.8	415.7
6/20/86	342.3	329.7	381.1	390.0	423.7
6/21/86	341.9	330.5	385.0	393.8	430.9
6/22/86	342.6	331.6	389.2	398.5	436.9
6/23/86	343.8	333.8	393.7	405.3	442.2
6/24/86	345.5	338.2	398.1	408.9	447.1
6/25/86	347.0	334.4	402.4	414.5	451.5
6/26/86	348.8	335.7	407.3	420.8	456.2
6/27/86	350.1	336.8	411.6	426.0	460.3
6/28/86	352.0	337.9	416.6	432.6	464.9
6/29/86	353.0	334.9	421.6	437.4	469.2
6/30/86	353.1	338.0	427.2	442.5	473.4
7/1/86	354.1	338.5	431.6	442.1	476.1
7/2/86	353.9	336.4	435.9	441.2	475.9
7/3/86	353.5	336.6	438.8	440.9	472.7
7/4/86	353.6	339.5	441.1	444.3	469.3
7/5/86	354.2	341.5	443.7	443.8	466.3
7/6/86	354.8	344.8	445.9	445.5	462.9
7/7/86	356.4	345.3	447.9	445.9	460.3
7/8/86	357.7	348.2	449.7	447.4	458.3
7/9/86	358.9	350.2	451.4	448.0	455.8
7/10/86	360.1	350.8	453.0	447.2	453.3
7/11/86	361.2	350.8	454.3	446.3	450.4
7/12/86	362.6	349.6	455.4	444.7	449.7
7/13/86	364.1	351.0	455.7	443.0	447.3
7/14/86	364.8	350.8	455.4	441.4	444.3
7/15/86	365.1	351.6	454.4	441.6	440.4
7/16/86	364.2	348.8	452.6	437.4	435.9
7/17/86	363.1	348.7	448.6	435.2	428.9
7/18/86	361.0	348.1	446.6	432.6	423.8
7/19/86	359.8	345.7	443.8	428.8	419.0
7/20/86	357.3	341.5	440.5	424.5	413.1
7/21/86	356.8	340.6	438.4	422.6	408.9
7/22/86	356.7	340.5	437.8	423.0	407.1
7/23/86	356.4	339.9	437.1	420.7	405.1
7/24/86	356.6	340.9	437.1	417.1	403.6
7/25/86	357.0	337.9	436.2	415.8	402.6
7/26/86	357.9	341.6	435.9	416.0	402.0
7/27/86	358.0	338.8	434.5	412.6	399.9
7/28/86	357.9	338.9	432.6	412.6	398.3
7/29/86	357.6	330.4	430.6	406.1	395.8



## Daily DSM2 Model Output

	DB3	DB4	DB3	DB4	DB3
Date	Avg Of B1	Avg Of B1	Avg Of B2	Avg Of B2	Avg Of H3
7/30/86	354.8	328.5	426.5	401.6	392.7
7/31/86	352.9	332.8	424.2	393.8	389.1
8/1/86	351.4	338.4	421.7	395.7	383.2
8/2/86	350.9	339.0	418.5	393.7	380.6
8/3/86	350.0	339.2	415.6	392.4	377.9
8/4/86	349.6	340.1	412.9	391.4	375.4
8/5/86	349.6	340.9	411.0	391.0	372.4
8/6/86	350.0	344.8	409.7	393.0	372.0
8/7/86	350.7	346.4	408.0	390.7	370.2
8/8/86	351.5	344.2	407.4	386.7	369.1
8/9/86	352.6	346.8	406.5	384.4	368.9
8/10/86	353.1	344.9	405.9	386.4	368.0
8/11/86	353.2	345.9	404.6	384.7	365.7
8/12/86	353.1	342.6	402.5	379.7	363.3
8/13/86	352.5	341.1	399.7	378.2	361.5
8/14/86	351.2	341.9	396.7	379.1	359.4
8/15/86	349.8	340.9	393.5	376.4	355.8
8/16/86	347.8	340.3	391.2	374.7	354.0
8/17/86	348.6	340.1	389.2	375.3	354.7
8/18/86	348.6	341.7	388.2	376.0	353.9
8/19/86	349.5	345.8	387.3	373.8	354.0
8/20/86	350.5	343.9	386.9	373.1	355.1
8/21/86	351.4	346.5	386.1	372.9	355.3
8/22/86	352.6	347.5	386.6	371.0	356.4
8/23/86	354.3	349.7	386.7	372.5	357.4
8/24/86	355.5	352.4	386.9	374.5	358.2
8/25/86	357.1	354.3	387.1	371.8	359.3
8/26/86	358.6	354.8	386.5	367.8	361.3
8/27/86	359.8	356.4	385.4	365.7	362.3
8/28/86	361.0	358.3	384.2	366.5	363.5
8/29/86	362.1	360.3	383.1	366.8	364.7
8/30/86	363.3	361.3	381.9	365.5	366.1
8/31/86	363.3	357.3	379.2	361.1	366.6
9/1/86	362.7	353.2	377.1	361.3	366.9
9/2/86	362.3	352.7	376.4	363.7	367.7
9/3/86	362.5	352.1	375.4	365.7	368.8
9/4/86	362.3	353.8	375.1	367.0	370.1
9/5/86	362.4	355.6	374.4	366.1	371.4
9/6/86	363.4	358.4	374.6	365.5	372.8
9/7/86	364.3	362.8	374.6	367.6	374.2
9/8/86	365.8	366.9	374.2	366.6	375.5
9/9/86	367.8	372.7	373.6	366.5	376.6
9/10/86	370.8	379.7	373.2	365.7	378.4
9/11/86	374.1	385.4	372.8	366.3	379.4
9/12/86	376.9	391.4	371.9	367.8	380.2

## Daily DSM2 Model Output

	DB3	DB4	DB3	DB4	DB3
Date	Avg Of B1	Avg Of B1	Avg Of B2	Avg Of B2	Avg Of H3
9/13/86	381.2	397.4	371.6	365.7	381.1
9/14/86	386.0	405.0	371.3	365.8	382.1
9/15/86	392.4	417.5	371.1	365.3	382.9
9/16/86	398.5	429.3	371.3	366.6	383.9
9/17/86	406.4	445.9	371.7	367.5	384.8
9/18/86	411.3	459.2	372.0	367.6	385.5
9/19/86	422.7	476.0	372.6	369.0	386.4
9/20/86	431.5	491.1	372.9	370.2	387.1
9/21/86	442.7	508.0	373.7	371.6	388.1
9/22/86	458.9	531.8	374.2	369.3	388.8
9/23/86	474.5	555.5	374.5	366.9	388.9
9/24/86	481.8	558.5	375.0	371.8	389.4
9/25/86	497.2	570.1	375.6	373.6	390.0
9/26/86	500.1	576.9	376.3	374.8	390.4
9/27/86	510.6	579.4	376.7	375.4	390.7
9/28/86	521.3	581.7	377.2	376.2	390.7
9/29/86	531.1	588.7	377.5	374.6	390.6
9/30/86	542.0	599.6	377.6	374.9	390.3
10/1/86	552.7	606.6	377.8	379.8	390.2
10/2/86	556.8	607.4	378.7	382.7	390.4
10/3/86	567.9	614.7	380.9	385.1	391.0
10/4/86	578.6	621.6	383.9	388.1	391.6
10/5/86	582.6	623.5	387.3	391.6	392.4
10/6/86	592.6	627.6	390.6	395.1	393.2
10/7/86	599.4	634.6	393.7	398.3	394.5
10/8/86	604.8	638.7	396.3	401.4	395.7
10/9/86	611.6	639.1	399.2	404.4	397.4
10/10/86	613.5	638.0	400.9	405.3	398.6
10/11/86	617.5	639.3	402.8	407.3	400.2
10/12/86	621.7	639.5	404.8	409.3	401.9
10/13/86	624.8	642.3	406.6	412.0	403.8
10/14/86	628.5	645.6	408.4	414.4	405.6
10/15/86	631.5	648.5	410.6	417.4	407.6
10/16/86	635.0	651.6	412.8	420.3	409.3
10/17/86	637.6	654.1	414.7	421.6	410.3
10/18/86	640.6	656.8	417.0	423.3	410.9
10/19/86	643.2	657.4	419.2	425.4	411.2
10/20/86	645.4	658.1	421.5	427.0	411.2
10/21/86	648.1	658.4	423.5	428.5	410.8
10/22/86	649.8	656.6	425.4	430.1	410.6
10/23/86	650.1	655.3	427.2	433.9	410.4
10/24/86	650.9	654.9	428.9	435.3	410.5
10/25/86	651.2	653.0	430.6	436.2	410.6
10/26/86	651.7	652.5	432.2	438.0	410.6
10/27/86	651.9	652.1	433.8	439.3	410.7

## Daily DSM2 Model Output

	DB3	DB4	DB3	DB4	DB3
Date	Avg Of B1	Avg Of B1	Avg Of B2	Avg Of B2	Avg Of H3
10/28/86	652.0	651.0	435.5	440.7	410.1
10/29/86	651.8	650.5	437.0	441.0	410.0
10/30/86	651.6	651.8	438.5	441.9	409.7
10/31/86	651.1	652.4	439.3	441.6	408.4
11/1/86	650.5	653.4	440.2	441.4	407.3
11/2/86	650.3	655.6	441.1	442.0	406.3
11/3/86	650.3	656.9	442.2	443.2	406.0
11/4/86	651.0	658.1	443.2	444.7	406.1
11/5/86	651.7	660.0	444.3	446.7	406.8
11/6/86	652.3	663.4	445.3	448.2	408.1
11/7/86	653.9	666.7	446.3	449.8	409.7
11/8/86	655.8	672.5	447.0	450.0	411.2
11/9/86	659.9	679.3	447.8	451.0	413.0
11/10/86	661.0	685.0	448.8	452.4	414.9
11/11/86	667.7	694.0	449.9	454.1	416.9
11/12/86	671.5	697.9	451.1	454.7	419.0
11/13/86	674.8	698.8	452.5	455.7	421.2
11/14/86	677.9	699.8	453.7	456.6	423.3
11/15/86	681.3	703.8	454.9	457.8	425.5
11/16/86	686.2	708.2	455.9	458.8	427.7
11/17/86	689.8	709.0	456.9	460.2	429.9
11/18/86	690.8	706.9	457.7	460.7	431.8
11/19/86	693.9	708.5	458.6	461.8	433.7
11/20/86	695.1	708.1	459.4	462.5	435.6
11/21/86	695.7	708.4	460.1	463.4	437.0
11/22/86	697.0	710.7	460.9	464.6	438.6
11/23/86	698.6	708.9	461.6	466.1	440.2
11/24/86	700.1	708.6	462.3	465.8	441.6
11/25/86	700.3	706.9	463.1	467.5	443.2
11/26/86	701.0	706.1	464.0	467.6	444.8
11/27/86	701.0	704.7	464.8	468.7	446.3
11/28/86	700.8	703.0	465.6	469.3	447.9
11/29/86	700.5	704.8	466.3	469.6	449.3
11/30/86	702.2	709.9	467.2	470.3	451.8
12/1/86	706.3	717.2	468.3	470.9	453.1
12/2/86	711.6	725.9	469.3	471.1	447.6
12/3/86	720.7	741.4	470.2	473.6	435.0
12/4/86	726.3	762.9	471.1	472.2	428.5
12/5/86	737.2	790.3	472.2	473.7	420.6
12/6/86	751.5	808.2	473.3	476.0	416.5
12/7/86	768.4	831.0	474.3	478.1	406.6
12/8/86	780.5	855.0	475.9	478.2	400.8
12/9/86	804.8	885.4	477.6	479.7	389.0
12/10/86	823.5	915.4	479.5	482.0	380.5
12/11/86	839.3	929.5	481.5	483.4	374.3

## Daily DSM2 Model Output

	DB3	DB4	DB3	DB4	DB3
Date	Avg Of B1	Avg Of B1	Avg Of B2	Avg Of B2	Avg Of H3
12/12/86	861.6	935.2	484.1	485.3	362.9
12/13/86	874.8	928.7	487.0	487.7	355.7
12/14/86	885.1	921.5	490.0	489.5	343.6
12/15/86	887.1	912.5	493.6	494.9	339.9
12/16/86	889.9	910.9	496.6	496.3	334.4
12/17/86	892.7	916.0	500.4	500.0	331.5
12/18/86	902.1	925.8	504.7	504.7	327.7
12/19/86	906.1	941.9	509.3	510.1	329.2
12/20/86	913.9	964.5	514.0	515.9	326.9
12/21/86	926.3	995.5	519.1	520.3	326.0
12/22/86	947.4	1012.6	524.5	526.5	324.4
12/23/86	950.6	1027.6	529.8	531.2	326.0
12/24/86	966.1	1056.0	535.4	536.8	326.6
12/25/86	998.2	1083.8	540.8	541.9	327.6
12/26/86	1017.8	1120.3	546.3	546.4	329.9
12/27/86	1044.8	1129.9	551.6	550.7	333.2
12/28/86	1068.2	1135.6	556.7	555.7	336.9
12/29/86	1073.2	1144.2	561.7	559.2	341.6
12/30/86	1098.1	1169.6	566.5	563.4	348.4
12/31/86	1101.0	1179.7	572.9	574.4	353.8
1/1/87	1109.8	1166.4	579.0	582.1	358.4
1/2/87	1131.3	1213.2	585.2	587.8	364.9
1/3/87	1145.1	1221.6	591.0	594.7	370.1
1/4/87	1159.3	1237.9	596.3	600.6	375.5
1/5/87	1173.9	1259.0	601.7	606.8	381.4
1/6/87	1184.9	1283.9	607.5	613.1	388.1
1/7/87	1208.0	1317.8	613.4	619.2	395.0
1/8/87	1228.4	1346.9	619.7	626.3	402.7
1/9/87	1248.1	1360.4	625.7	631.5	411.5
1/10/87	1271.2	1360.8	631.9	636.7	419.3
1/11/87	1283.4	1346.2	637.6	641.7	426.8
1/12/87	1283.5	1319.6	643.3	647.4	434.6
1/13/87	1284.1	1301.5	648.6	652.9	442.0
1/14/87	1281.4	1277.1	654.3	663.4	450.0
1/15/87	1277.9	1257.2	659.7	664.0	457.8
1/16/87	1271.4	1234.1	664.7	669.1	465.2
1/17/87	1262.3	1211.2	670.3	674.8	473.3
1/18/87	1252.0	1189.0	674.8	679.8	480.0
1/19/87	1244.4	1174.6	679.4	684.7	486.7
1/20/87	1224.0	1159.4	684.0	691.4	493.5
1/21/87	1220.1	1139.5	688.5	693.8	500.5
1/22/87	1200.7	1105.7	693.7	696.6	509.3
1/23/87	1175.0	1083.7	697.6	698.4	516.4
1/24/87	1160.4	1068.0	701.1	701.9	522.1
1/25/87	1131.9	1053.0	704.4	703.4	529.0

## Daily DSM2 Model Output

	DB3	DB4	DB3	DB4	DB3
Date	Avg Of B1	Avg Of B1	Avg Of B2	Avg Of B2	Avg Of H3
1/26/87	1120.1	1029.1	707.3	702.8	535.6
1/27/87	1102.3	1017.8	710.1	706.8	542.3
1/28/87	1089.2	1015.0	712.1	708.9	548.1
1/29/87	1067.7	993.3	714.5	714.3	553.6
1/30/87	1059.3	1000.0	717.1	719.7	558.4
1/31/87	1050.8	981.0	721.0	724.4	565.1
2/1/87	1036.3	978.2	725.4	731.0	571.4
2/2/87	1033.9	978.3	730.1	734.7	575.9
2/3/87	1028.9	986.6	734.9	740.8	580.2
2/4/87	1023.3	976.3	739.9	745.9	582.6
2/5/87	1012.0	961.2	745.5	752.0	583.7
2/6/87	1001.3	933.8	751.0	757.7	580.5
2/7/87	991.4	921.5	756.5	762.4	578.4
2/8/87	983.7	906.4	761.4	767.4	570.8
2/9/87	974.2	907.2	766.7	771.6	568.7
2/10/87	965.5	905.8	771.4	775.9	570.3
2/11/87	958.0	898.0	775.9	780.8	565.0
2/12/87	947.3	876.7	780.7	784.9	564.7
2/13/87	947.9	900.5	785.5	790.2	568.2
2/14/87	937.5	878.2	790.4	795.9	568.1
2/15/87	939.2	901.4	795.2	810.2	572.3
2/16/87	936.1	900.2	799.9	806.7	575.1
2/17/87	933.5	899.3	805.8	813.0	578.7
2/18/87	925.3	877.4	812.9	821.8	582.7
2/19/87	916.3	856.3	819.7	826.7	584.8
2/20/87	903.1	830.7	826.9	833.8	584.7
2/21/87	877.9	788.5	834.4	840.9	577.9
2/22/87	869.6	777.2	840.7	846.8	576.4
2/23/87	854.6	767.4	848.0	854.3	565.6
2/24/87	842.9	781.5	854.2	858.2	567.3
2/25/87	834.7	780.1	860.2	864.4	567.6
2/26/87	828.7	773.9	865.4	870.4	565.5
2/27/87	820.2	758.3	871.4	876.6	565.2
2/28/87	812.2	750.7	877.4	884.5	562.3
3/1/87	807.5	758.9	883.5	891.1	556.4
3/2/87	803.4	759.2	888.8	910.2	553.5
3/3/87	796.4	746.7	894.6	902.5	545.9
3/4/87	789.5	741.4	899.3	904.4	537.9
3/5/87	789.3	764.6	903.8	909.2	535.1
3/6/87	789.4	770.2	908.0	915.1	536.7
3/7/87	786.8	760.3	912.5	921.5	533.6
3/8/87	787.2	766.8	916.2	924.4	536.4
3/9/87	786.6	766.7	920.7	928.2	535.6
3/10/87	785.1	765.9	924.4	931.0	531.1
3/11/87	783.5	764.8	928.3	934.2	528.1

## Daily DSM2 Model Output

	DB3	DB4	DB3	DB4	DB3
Date	Avg Of B1	Avg Of B1	Avg Of B2	Avg Of B2	Avg Of H3
3/12/87	782.6	765.0	931.4	937.1	526.1
3/13/87	781.7	763.5	934.5	940.0	527.5
3/14/87	781.1	765.8	937.5	942.7	529.0
3/15/87	781.8	771.7	941.0	947.1	532.7
3/16/87	782.2	770.3	944.2	950.9	537.2
3/17/87	780.3	764.2	947.2	953.7	540.1
3/18/87	777.9	758.4	950.1	953.8	542.3
3/19/87	776.2	757.3	952.8	956.3	544.8
3/20/87	769.8	742.9	954.9	955.0	543.3
3/21/87	769.4	750.7	958.0	967.5	542.6
3/22/87	768.0	748.8	959.7	962.1	543.0
3/23/87	767.8	757.5	962.4	967.0	543.6
3/24/87	766.4	752.4	964.5	968.1	543.6
3/25/87	765.1	748.3	966.4	969.9	541.9
3/26/87	764.3	747.7	968.3	971.6	540.9
3/27/87	763.3	744.8	970.2	973.1	538.1
3/28/87	762.1	741.5	972.2	974.2	535.9
3/29/87	760.6	741.3	973.7	975.8	533.1
3/30/87	758.9	738.9	975.3	975.7	527.0
3/31/87	756.0	722.8	975.9	971.3	527.5
4/1/87	749.2	707.1	974.2	961.7	523.8
4/2/87	738.5	683.5	970.7	945.2	523.1
4/3/87	733.4	673.9	966.5	937.1	522.6
4/4/87	727.3	666.7	962.4	928.9	525.0
4/5/87	722.9	648.2	959.6	915.2	526.7
4/6/87	717.7	634.9	955.0	903.1	529.0
4/7/87	707.8	619.5	948.1	886.9	529.7
4/8/87	698.4	604.8	938.7	861.5	530.6
4/9/87	687.9	602.3	928.9	850.5	529.8
4/10/87	679.6	597.2	922.0	842.4	530.3
4/11/87	674.2	601.3	913.0	838.4	531.4
4/12/87	665.1	588.6	900.8	824.8	530.9
4/13/87	652.2	581.5	886.9	814.4	529.5
4/14/87	641.5	574.6	873.6	802.7	529.1
4/15/87	630.1	570.5	858.0	795.1	527.2
4/16/87	618.5	561.0	844.6	781.0	525.3
4/17/87	604.6	558.6	828.4	776.7	522.7
4/18/87	604.9	564.4	822.7	780.9	524.9
4/19/87	595.3	545.9	811.6	763.9	525.9
4/20/87	590.1	532.2	806.1	751.9	525.9
4/21/87	583.4	527.9	798.3	745.0	526.2
4/22/87	578.4	521.3	791.7	736.4	526.4
4/23/87	572.0	517.7	783.1	730.2	526.2
4/24/87	567.0	514.1	774.0	720.1	526.2
4/25/87	561.1	511.4	766.1	713.9	524.9

## Daily DSM2 Model Output

	DB3	DB4	DB3	DB4	DB3
Date	Avg Of B1	Avg Of B1	Avg Of B2	Avg Of B2	Avg Of H3
4/26/87	555.2	503.4	759.0	702.0	524.2
4/27/87	546.2	498.2	743.8	693.0	522.1
4/28/87	540.1	486.7	735.5	677.8	518.9
4/29/87	529.2	480.1	720.9	665.4	516.0
4/30/87	524.8	489.6	714.4	663.5	514.5
5/1/87	523.5	499.3	705.9	654.2	514.3
5/2/87	520.3	503.1	694.6	644.2	513.3
5/3/87	518.6	503.4	687.5	633.6	513.7
5/4/87	517.5	502.1	681.9	621.9	513.8
5/5/87	516.8	500.1	676.9	616.1	514.2
5/6/87	515.1	498.1	666.9	605.6	514.1
5/7/87	514.2	498.2	660.9	601.2	514.0
5/8/87	513.1	496.6	653.2	594.1	513.9
5/9/87	511.1	494.7	645.1	588.4	512.3
5/10/87	508.2	491.6	633.7	581.0	511.8
5/11/87	505.6	485.3	623.9	568.8	509.0
5/12/87	500.0	482.0	608.6	560.5	505.0
5/13/87	496.8	476.2	597.9	550.2	501.4
5/14/87	491.5	474.5	586.3	543.7	498.3
5/15/87	489.0	475.1	574.5	541.9	494.5
5/16/87	486.9	477.8	570.1	541.0	493.3
5/17/87	485.8	479.7	563.0	537.7	493.1
5/18/87	485.7	483.4	560.4	539.2	493.6
5/19/87	485.5	482.2	557.4	530.9	493.7
5/20/87	486.0	486.9	555.4	535.0	494.4
5/21/87	486.2	486.0	552.7	526.7	495.0
5/22/87	486.4	484.7	548.5	520.6	495.3
5/23/87	486.7	482.8	542.6	513.7	495.4
5/24/87	485.5	479.4	538.1	507.3	494.8
5/25/87	484.2	475.8	532.8	500.7	493.4
5/26/87	482.1	475.5	526.3	498.3	491.5
5/27/87	481.3	473.4	522.8	492.3	491.1
5/28/87	479.0	470.7	516.3	487.8	489.2
5/29/87	478.2	471.1	511.6	486.7	488.4
5/30/87	476.8	470.8	509.6	485.1	487.2
5/31/87	476.3	471.9	508.0	485.9	487.1
6/1/87	475.2	470.4	504.9	482.0	486.2
6/2/87	474.3	472.8	502.6	484.2	485.5
6/3/87	474.3	474.8	500.9	482.6	485.7
6/4/87	474.1	473.4	499.5	480.0	485.7
6/5/87	473.8	472.1	497.2	478.4	485.5
6/6/87	472.9	467.9	494.9	475.0	484.8
6/7/87	471.5	463.1	491.8	469.4	483.6
6/8/87	469.1	457.8	487.3	463.7	481.4
6/9/87	465.0	448.4	481.5	454.8	477.7

## Daily DSM2 Model Output

	DB3	DB4	DB3	DB4	DB3
Date	Avg Of B1	Avg Of B1	Avg Of B2	Avg Of B2	Avg Of H3
6/10/87	460.0	443.8	475.0	450.1	473.0
6/11/87	455.9	443.1	468.7	448.6	469.3
6/12/87	452.1	441.0	464.3	445.6	465.8
6/13/87	449.9	441.2	461.4	444.6	463.8
6/14/87	448.9	445.5	459.7	448.3	463.0
6/15/87	449.1	447.8	459.1	449.7	463.3
6/16/87	449.1	450.7	458.8	451.8	463.5
6/17/87	450.2	453.2	459.1	452.5	464.7
6/18/87	450.7	455.0	458.8	451.3	465.5
6/19/87	451.3	451.9	458.0	446.8	466.3
6/20/87	451.4	448.1	457.0	442.2	466.8
6/21/87	450.8	445.4	454.4	438.3	466.6
6/22/87	449.4	440.2	452.2	432.8	465.7
6/23/87	447.4	437.2	448.6	429.1	464.2
6/24/87	445.7	435.0	446.2	424.9	462.9
6/25/87	443.8	434.7	443.2	424.6	461.3
6/26/87	442.7	435.5	441.6	424.7	460.5
6/27/87	441.8	436.3	440.3	425.2	459.9
6/28/87	441.7	439.0	439.6	426.5	460.0
6/29/87	441.5	439.2	439.3	425.5	459.9
6/30/87	441.8	437.4	438.0	423.9	460.5
7/1/87	441.0	426.7	437.3	418.8	460.6
7/2/87	440.7	407.5	437.8	407.2	459.3
7/3/87	437.8	402.5	435.8	408.9	456.9
7/4/87	434.3	392.3	433.4	401.3	453.8
7/5/87	428.3	385.5	429.0	395.4	446.7
7/6/87	420.8	379.8	424.6	390.0	440.0
7/7/87	413.3	377.5	418.5	388.7	433.0
7/8/87	404.1	374.5	411.9	385.9	423.1
7/9/87	399.7	371.7	407.4	383.2	417.2
7/10/87	393.7	370.7	402.4	382.7	412.1
7/11/87	390.0	371.5	400.2	383.6	408.7
7/12/87	388.6	371.6	399.4	383.9	406.3
7/13/87	386.7	371.4	398.1	381.7	405.6
7/14/87	386.3	370.3	397.4	380.6	405.5
7/15/87	386.0	372.7	397.0	377.4	404.7
7/16/87	386.6	377.9	397.0	383.4	404.3
7/17/87	387.2	382.0	396.7	385.3	404.5
7/18/87	388.2	385.0	396.5	385.2	404.9
7/19/87	389.1	384.3	395.4	379.0	405.2
7/20/87	390.0	387.5	394.2	380.0	405.5
7/21/87	391.5	391.0	393.6	379.6	406.6
7/22/87	393.1	392.4	392.6	378.2	407.6
7/23/87	394.2	394.2	391.6	377.8	408.3
7/24/87	396.0	397.1	391.2	379.8	409.7



## Daily DSM2 Model Output

	DB3	DB4	DB3	DB4	DB3
Date	Avg Of B1	Avg Of B1	Avg Of B2	Avg Of B2	Avg Of H3
7/25/87	397.6	399.3	390.9	378.9	410.9
7/26/87	400.0	402.0	390.8	378.5	412.6
7/27/87	401.5	405.7	390.5	377.1	413.9
7/28/87	403.9	408.5	390.4	378.0	415.8
7/29/87	406.8	412.3	390.4	378.0	418.1
7/30/87	409.1	416.6	392.0	379.6	420.6
7/31/87	412.1	418.2	392.0	375.7	423.0
8/1/87	414.3	417.9	390.3	376.6	424.7
8/2/87	416.6	419.7	389.5	378.6	426.4
8/3/87	418.9	422.3	388.3	378.5	428.3
8/4/87	420.4	423.0	385.7	377.1	429.2
8/5/87	421.4	423.2	382.8	373.8	429.7
8/6/87	422.2	422.8	380.4	372.1	430.2
8/7/87	423.3	424.6	379.5	370.9	431.1
8/8/87	424.7	426.9	378.4	370.2	432.5
8/9/87	426.7	431.4	377.3	369.0	434.8
8/10/87	429.6	438.9	377.0	368.4	437.9
8/11/87	433.5	448.0	377.0	366.8	442.4
8/12/87	438.8	459.1	376.9	367.1	448.5
8/13/87	443.8	471.8	376.9	365.9	454.2
8/14/87	450.6	480.9	376.3	369.1	461.9
8/15/87	459.0	491.1	376.7	370.0	470.6
8/16/87	464.3	504.0	376.8	368.4	479.6
8/17/87	474.2	513.9	376.6	367.7	489.4
8/18/87	483.5	521.8	375.6	366.7	499.1
8/19/87	491.5	528.1	374.7	365.5	507.5
8/20/87	497.0	533.5	374.5	367.1	517.6
8/21/87	503.4	537.6	374.4	364.7	522.3
8/22/87	510.9	544.4	374.1	364.9	530.5
8/23/87	516.4	551.5	374.3	364.2	537.1
8/24/87	523.1	558.4	374.0	364.0	546.1
8/25/87	530.4	566.3	373.9	363.3	553.8
8/26/87	535.5	573.9	374.8	363.2	561.2
8/27/87	543.2	581.3	374.7	362.8	569.4
8/28/87	550.1	587.3	374.3	363.8	576.9
8/29/87	557.6	594.9	373.5	362.1	585.2
8/30/87	566.4	601.1	372.8	361.5	595.5
8/31/87	570.9	599.5	368.9	348.4	600.9
9/1/87	576.9	601.2	368.7	352.6	607.5
9/2/87	580.0	602.0	366.3	353.7	611.3
9/3/87	584.6	604.5	363.8	353.7	616.6
9/4/87	587.5	607.2	362.0	351.5	620.3
9/5/87	590.9	610.3	361.7	351.0	624.3
9/6/87	592.6	613.7	361.1	351.8	627.0
9/7/87	596.4	619.5	360.5	351.5	630.7

## Daily DSM2 Model Output

	DB3	DB4	DB3	DB4	DB3
Date	Avg Of B1	Avg Of B1	Avg Of B2	Avg Of B2	Avg Of H3
9/8/87	600.4	626.3	360.5	351.8	635.2
9/9/87	603.0	631.8	360.6	352.3	638.5
9/10/87	607.6	641.2	360.6	350.7	644.3
9/11/87	613.3	649.7	359.9	349.9	650.2
9/12/87	618.4	658.7	359.7	351.0	657.0
9/13/87	624.4	667.7	359.9	351.7	663.6
9/14/87	632.5	682.4	359.8	351.4	672.1
9/15/87	637.8	694.8	359.9	350.1	677.7
9/16/87	647.3	698.1	359.4	350.0	686.9
9/17/87	652.8	702.5	359.4	350.6	692.7
9/18/87	660.0	709.0	359.7	350.7	699.8
9/19/87	665.3	718.5	360.3	351.8	704.6
9/20/87	673.2	725.7	360.3	351.9	711.9
9/21/87	678.8	727.9	360.8	350.9	717.9
9/22/87	683.3	731.6	361.2	351.1	722.2
9/23/87	693.0	738.8	360.9	349.7	730.9
9/24/87	697.5	742.8	361.1	348.8	735.3
9/25/87	703.0	745.3	360.4	352.0	740.6
9/26/87	708.6	750.5	359.5	349.0	745.9
9/27/87	717.6	756.8	358.4	348.4	755.5
9/28/87	723.2	764.7	357.7	347.8	759.8
9/29/87	730.1	771.0	357.1	347.0	765.3
9/30/87	735.4	776.7	356.9	351.5	767.2
10/1/87	740.2	780.9	356.3	353.1	770.4
10/2/87	749.1	786.6	356.3	353.8	772.7
10/3/87	757.1	799.2	356.6	354.2	774.3
10/4/87	763.6	813.5	357.0	353.6	775.4
10/5/87	774.5	823.3	357.1	353.7	776.7
10/6/87	779.9	827.8	357.7	355.5	777.6
10/7/87	791.0	837.3	358.4	356.5	778.3
10/8/87	797.8	842.8	358.9	357.5	779.4
10/9/87	806.1	849.6	359.6	359.0	779.6
10/10/87	812.0	857.0	360.4	360.1	779.7
10/11/87	820.2	864.2	361.3	361.7	779.5
10/12/87	826.8	871.7	362.3	363.8	778.9
10/13/87	830.8	872.5	363.4	366.5	778.4
10/14/87	833.0	870.5	364.6	366.9	778.2
10/15/87	837.3	865.9	365.9	367.2	778.7
10/16/87	840.3	862.5	367.1	367.3	778.7
10/17/87	842.7	858.9	368.0	366.1	779.2
10/18/87	843.1	851.5	368.8	365.0	779.5
10/19/87	843.0	842.9	369.3	364.4	780.1
10/20/87	841.7	834.9	369.7	362.6	780.1
10/21/87	839.3	827.5	369.8	361.3	779.4
10/22/87	834.9	820.4	369.3	359.4	777.3

## Daily DSM2 Model Output

	DB3	DB4	DB3	DB4	DB3
Date	Avg Of B1	Avg Of B1	Avg Of B2	Avg Of B2	Avg Of H3
10/23/87	831.2	815.5	368.9	360.3	773.8
10/24/87	826.0	811.4	368.5	361.6	769.5
10/25/87	820.6	802.0	368.8	360.9	764.6
10/26/87	814.5	794.0	367.7	359.7	756.3
10/27/87	809.8	791.8	368.1	362.0	750.7
10/28/87	806.1	790.6	368.7	364.2	745.1
10/29/87	803.5	790.3	369.4	365.8	741.8
10/30/87	800.0	788.4	370.1	366.1	736.1
10/31/87	797.6	789.4	370.4	365.1	729.2
11/1/87	796.4	791.4	370.8	365.5	723.1
11/2/87	795.1	794.2	371.2	364.3	714.0
11/3/87	794.6	799.2	371.2	363.9	701.7
11/4/87	795.4	805.9	371.1	362.4	689.4
11/5/87	796.6	810.9	371.1	364.4	678.8
11/6/87	798.1	816.0	371.4	364.9	669.7
11/7/87	801.2	822.1	371.5	365.4	656.4
11/8/87	803.1	826.4	372.2	367.3	649.2
11/9/87	806.0	832.8	373.1	369.2	640.9
11/10/87	809.5	840.5	374.1	370.7	633.1
11/11/87	812.6	848.3	375.1	372.3	626.2
11/12/87	817.9	854.9	376.2	372.4	618.9
11/13/87	819.1	851.0	377.1	375.5	617.5
11/14/87	823.1	860.9	378.2	376.1	613.6
11/15/87	829.3	868.7	379.0	376.1	606.4
11/16/87	835.7	877.2	379.8	374.6	600.5
11/17/87	840.5	872.9	380.5	375.7	595.1
11/18/87	843.6	873.9	380.9	375.4	590.4
11/19/87	849.4	877.2	381.3	374.4	584.2
11/20/87	851.1	872.0	381.6	376.6	579.0
11/21/87	854.0	870.3	381.8	377.9	573.1
11/22/87	854.1	866.5	382.5	379.3	568.8
11/23/87	854.0	862.9	383.6	381.5	565.4
11/24/87	853.3	860.5	384.7	383.9	563.6
11/25/87	852.3	860.2	385.9	384.7	560.9
11/26/87	852.0	860.7	387.1	386.0	558.0
11/27/87	852.4	862.8	388.3	387.1	556.6
11/28/87	853.8	865.3	389.4	388.0	555.4
11/29/87	855.5	871.5	390.5	388.4	555.1
11/30/87	859.7	877.9	391.7	388.3	555.8
12/1/87	867.0	890.3	391.1	382.5	558.9
12/2/87	872.1	901.4	389.7	375.8	562.6
12/3/87	884.7	919.7	385.3	368.4	569.8
12/4/87	889.9	924.7	384.8	369.4	574.2
12/5/87	912.8	945.2	376.9	363.4	591.2
12/6/87	899.4	924.2	384.3	376.6	583.3

## Daily DSM2 Model Output

	DB3	DB4	DB3	DB4	DB3
Date	Avg Of B1	Avg Of B1	Avg Of B2	Avg Of B2	Avg Of H3
12/7/87	913.2	951.3	381.7	369.5	600.6
12/8/87	915.0	956.8	383.2	372.7	601.0
12/9/87	920.7	965.4	384.1	375.7	606.9
12/10/87	929.7	979.9	385.1	378.2	613.2
12/11/87	937.6	989.6	385.6	380.5	625.3
12/12/87	942.2	994.6	386.9	383.7	635.3
12/13/87	949.9	1008.5	388.0	384.3	642.3
12/14/87	963.5	1013.4	388.5	383.5	658.5
12/15/87	973.8	1007.5	387.6	378.3	678.2
12/16/87	969.3	976.6	387.9	379.9	676.3
12/17/87	967.9	963.4	388.1	380.6	678.0
12/18/87	961.8	946.3	385.9	378.0	680.7
12/19/87	955.9	933.5	386.1	378.3	679.0
12/20/87	948.0	917.5	385.3	375.6	677.6
12/21/87	937.8	897.1	383.9	372.3	675.3
12/22/87	933.0	900.8	384.0	377.0	674.0
12/23/87	923.5	882.1	383.4	373.4	671.6
12/24/87	911.5	850.0	381.9	367.3	665.9
12/25/87	897.0	840.1	379.6	364.6	660.6
12/26/87	887.8	828.4	378.8	363.1	657.2
12/27/87	870.0	800.6	375.8	356.7	649.9
12/28/87	853.1	785.2	372.4	354.6	640.1
12/29/87	844.5	766.4	371.1	351.1	634.0
12/30/87	832.0	754.1	369.5	351.5	628.8
12/31/87	812.9	734.4	372.0	362.3	618.1
1/1/88	807.4	746.7	374.6	382.0	617.0
1/2/88	792.6	732.2	378.7	383.1	609.4
1/3/88	784.7	722.5	382.8	388.4	607.5
1/4/88	774.9	726.3	387.5	394.9	604.6
1/5/88	774.0	735.3	393.6	402.3	605.2
1/6/88	768.0	719.1	401.0	410.5	603.8
1/7/88	763.9	717.7	408.5	417.9	605.0
1/8/88	760.6	713.6	417.2	427.3	605.8
1/9/88	756.7	696.6	426.7	439.1	606.4
1/10/88	753.5	701.6	437.4	447.9	606.5
1/11/88	746.6	694.4	448.1	458.7	605.1
1/12/88	739.3	675.6	459.1	470.3	604.9
1/13/88	723.0	651.2	473.0	484.9	599.7
1/14/88	707.5	629.4	488.1	497.4	589.0
1/15/88	688.9	611.6	504.7	513.1	579.3
1/16/88	670.2	610.3	521.4	527.8	568.0
1/17/88	675.6	652.5	533.9	539.9	573.7
1/18/88	671.5	647.9	544.8	551.2	571.8
1/19/88	667.2	635.7	557.8	569.8	571.2
1/20/88	660.4	619.0	570.8	578.3	570.2

## Daily DSM2 Model Output

	DB3	DB4	DB3	DB4	DB3
Date	Avg Of B1	Avg Of B1	Avg Of B2	Avg Of B2	Avg Of H3
1/21/88	653.5	606.7	582.9	590.4	569.5
1/22/88	649.3	590.6	593.7	601.7	567.5
1/23/88	639.5	588.4	604.4	613.2	564.0
1/24/88	634.0	581.8	613.8	622.5	560.6
1/25/88	625.5	563.7	624.6	634.5	553.2
1/26/88	607.0	543.7	635.3	646.7	545.0
1/27/88	597.0	529.3	645.5	656.2	534.4
1/28/88	589.0	522.9	655.4	664.2	528.5
1/29/88	590.6	540.1	664.1	671.1	529.4
1/30/88	582.7	528.4	672.8	680.8	522.6
1/31/88	575.9	524.8	681.5	688.6	518.7
2/1/88	574.1	536.7	689.5	695.7	519.6
2/2/88	572.8	547.4	696.7	702.5	518.6
2/3/88	571.4	548.7	703.6	710.3	518.5
2/4/88	571.1	548.3	710.0	716.5	519.1
2/5/88	569.9	544.9	716.4	723.4	518.6
2/6/88	568.5	541.0	722.9	730.4	518.5
2/7/88	567.7	538.7	729.4	737.6	518.2
2/8/88	567.1	541.5	734.9	742.6	518.1
2/9/88	564.7	537.9	741.5	749.3	515.0
2/10/88	559.3	519.0	748.2	756.6	511.5
2/11/88	551.6	501.4	755.7	762.8	504.9
2/12/88	547.5	504.2	761.1	768.2	503.2
2/13/88	545.9	511.2	767.9	772.9	501.7
2/14/88	540.2	511.5	774.4	779.6	497.3
2/15/88	536.5	514.0	781.0	785.7	497.2
2/16/88	535.2	517.0	787.1	791.5	496.9
2/17/88	534.3	517.0	793.0	797.1	497.6
2/18/88	533.4	513.1	798.9	803.1	497.3
2/19/88	532.4	510.9	804.7	809.0	497.3
2/20/88	530.8	510.2	810.3	815.0	496.6
2/21/88	529.0	506.3	816.5	821.4	495.7
2/22/88	528.0	503.8	821.9	825.9	495.4
2/23/88	526.8	499.9	827.5	831.5	494.4
2/24/88	522.6	492.2	833.3	837.2	492.8
2/25/88	519.7	480.9	838.8	842.7	487.6
2/26/88	517.2	484.1	844.3	847.6	489.5
2/27/88	518.0	483.4	849.5	853.6	487.3
2/28/88	515.2	481.7	854.3	858.3	485.0
2/29/88	514.2	490.0	858.8	860.3	487.7
3/1/88	516.2	504.6	861.2	862.1	490.4
3/2/88	516.6	506.9	863.4	861.6	491.8
3/3/88	517.7	510.1	865.0	860.2	494.3
3/4/88	518.6	511.9	865.7	856.6	496.3
3/5/88	519.4	511.7	865.2	850.1	498.5

## Daily DSM2 Model Output

	DB3	DB4	DB3	DB4	DB3
Date	Avg Of B1	Avg Of B1	Avg Of B2	Avg Of B2	Avg Of H3
3/6/88	520.4	512.4	862.8	842.1	501.0
3/7/88	521.1	511.6	860.7	831.0	503.6
3/8/88	521.6	515.9	856.2	828.6	505.5
3/9/88	522.6	516.4	851.1	819.5	508.3
3/10/88	523.0	509.4	843.4	798.0	510.7
3/11/88	523.2	509.2	836.7	783.2	512.6
3/12/88	522.7	511.1	829.1	780.0	515.3
3/13/88	521.8	507.7	822.1	770.3	516.1
3/14/88	519.9	504.9	810.4	758.8	517.2
3/15/88	520.9	511.4	806.9	768.9	519.5
3/16/88	521.7	515.7	802.2	770.1	521.8
3/17/88	522.1	516.2	798.4	762.7	523.8
3/18/88	522.4	513.9	792.4	752.7	525.8
3/19/88	522.4	512.4	785.0	740.8	527.7
3/20/88	521.9	512.9	778.0	737.1	529.1
3/21/88	522.6	515.1	772.0	734.9	531.7
3/22/88	523.6	516.9	768.9	733.9	533.7
3/23/88	524.9	520.8	765.2	732.7	536.5
3/24/88	526.8	522.3	762.2	724.2	539.7
3/25/88	527.5	519.0	753.8	708.2	541.7
3/26/88	529.1	523.2	755.4	715.2	544.5
3/27/88	530.5	526.1	753.1	721.1	546.9
3/28/88	531.2	524.5	748.2	707.5	549.1
3/29/88	532.3	525.8	746.5	704.7	551.1
3/30/88	533.1	524.7	742.3	699.6	553.1
3/31/88	533.4	524.4	738.5	696.4	554.7
4/1/88	534.1	524.2	734.5	696.6	556.4
4/2/88	533.9	522.7	731.1	690.7	557.6
4/3/88	532.2	522.0	722.8	689.8	557.8
4/4/88	532.4	524.4	721.0	690.6	559.3
4/5/88	531.8	519.4	715.1	681.0	560.0
4/6/88	530.8	519.5	709.4	679.9	560.7
4/7/88	530.4	522.5	708.2	682.8	561.2
4/8/88	530.0	518.8	704.5	675.6	562.7
4/9/88	529.9	517.6	702.2	671.7	563.5
4/10/88	529.2	516.3	698.5	669.7	563.9
4/11/88	528.3	515.1	696.7	668.5	564.6
4/12/88	528.3	516.9	694.9	669.0	565.3
4/13/88	527.1	513.7	690.9	663.9	565.2
4/14/88	526.9	514.1	689.3	663.2	565.7
4/15/88	525.9	514.6	686.3	662.0	565.9
4/16/88	524.9	515.4	683.3	661.1	565.4
4/17/88	524.2	513.5	680.4	657.1	566.0
4/18/88	521.7	505.5	675.0	646.0	563.9
4/19/88	518.7	503.1	671.4	643.7	563.0

## Daily DSM2 Model Output

	DB3	DB4	DB3	DB4	DB3
Date	Avg Of B1	Avg Of B1	Avg Of B2	Avg Of B2	Avg Of H3
4/20/88	519.9	509.5	670.7	650.2	565.1
4/21/88	520.8	513.9	671.0	653.4	566.4
4/22/88	522.2	517.5	671.5	656.6	568.4
4/23/88	523.3	523.9	672.7	663.3	570.2
4/24/88	524.9	525.3	673.2	662.6	572.1
4/25/88	525.8	522.4	672.9	656.0	573.7
4/26/88	526.2	518.0	671.4	650.9	574.3
4/27/88	526.6	516.9	669.9	648.4	575.3
4/28/88	527.3	518.8	669.5	650.4	576.3
4/29/88	527.8	522.3	668.6	652.9	577.1
4/30/88	528.3	523.2	668.2	651.3	578.0
5/1/88	527.1	514.8	664.5	640.7	577.1
5/2/88	523.5	506.9	659.6	630.8	574.3
5/3/88	521.0	501.5	654.0	622.4	571.5
5/4/88	516.8	497.1	646.7	616.8	567.2
5/5/88	514.7	499.6	643.4	618.9	566.2
5/6/88	512.0	498.6	639.1	615.5	563.3
5/7/88	512.2	503.9	636.9	620.8	564.0
5/8/88	512.1	504.5	635.9	619.5	563.4
5/9/88	511.5	504.7	634.0	617.4	563.0
5/10/88	511.1	501.7	631.9	612.1	562.5
5/11/88	510.4	498.6	629.0	606.0	561.4
5/12/88	508.7	497.0	625.6	603.3	560.0
5/13/88	506.9	492.3	621.4	595.1	557.9
5/14/88	502.6	483.8	614.3	584.2	552.3
5/15/88	499.6	481.2	609.3	579.6	550.0
5/16/88	496.7	481.5	603.3	579.1	546.5
5/17/88	494.8	482.1	599.6	578.6	544.4
5/18/88	493.0	481.0	596.9	575.0	542.3
5/19/88	491.4	482.1	594.0	574.5	540.8
5/20/88	491.6	486.9	592.3	579.3	540.2
5/21/88	491.4	486.6	591.5	577.2	540.2
5/22/88	491.9	489.7	590.6	579.2	540.3
5/23/88	492.3	489.5	589.8	576.7	540.4
5/24/88	492.2	487.8	588.4	573.7	540.0
5/25/88	492.0	486.5	586.5	570.9	539.4
5/26/88	491.3	481.8	584.6	564.0	538.3
5/27/88	489.7	475.7	580.4	555.1	536.0
5/28/88	485.3	470.9	574.4	549.6	532.2
5/29/88	484.1	469.3	570.5	547.2	529.4
5/30/88	480.2	466.6	565.9	543.8	524.5
5/31/88	478.2	466.5	562.7	544.3	522.8
6/1/88	475.6	468.5	558.3	542.7	520.0
6/2/88	473.6	468.2	554.7	541.8	517.8
6/3/88	472.0	468.7	552.1	542.1	516.1

## Daily DSM2 Model Output

	DB3	DB4	DB3	DB4	DB3
Date	Avg Of B1	Avg Of B1	Avg Of B2	Avg Of B2	Avg Of H3
6/4/88	471.2	470.9	550.1	543.5	514.9
6/5/88	470.8	470.4	548.8	541.8	514.2
6/6/88	470.7	471.7	547.7	542.4	513.6
6/7/88	471.0	472.9	547.1	542.7	513.4
6/8/88	470.8	469.7	545.9	538.4	512.5
6/9/88	470.3	467.2	544.3	534.8	511.3
6/10/88	468.6	461.9	541.9	529.7	509.1
6/11/88	466.7	458.6	539.0	525.9	506.7
6/12/88	464.2	453.7	536.0	520.0	504.2
6/13/88	461.3	451.7	532.1	518.0	500.9
6/14/88	459.5	451.4	530.0	517.3	499.6
6/15/88	457.8	450.5	527.7	514.9	498.0
6/16/88	456.7	452.1	526.0	516.0	496.9
6/17/88	456.6	456.1	525.4	519.1	496.8
6/18/88	456.7	458.8	525.1	520.7	496.9
6/19/88	457.1	459.5	524.9	520.5	497.1
6/20/88	457.8	462.3	524.9	522.7	497.5
6/21/88	458.6	461.9	525.0	521.4	498.0
6/22/88	459.3	462.2	524.8	520.9	498.1
6/23/88	459.6	458.8	524.2	517.1	498.0
6/24/88	458.8	455.0	522.2	512.4	496.7
6/25/88	457.9	452.9	520.6	509.8	495.5
6/26/88	456.1	450.0	517.6	505.8	493.3
6/27/88	453.7	445.4	514.3	500.3	491.1
6/28/88	451.5	445.1	511.1	499.2	488.7
6/29/88	448.7	441.4	507.4	494.7	486.0
6/30/88	447.0	439.7	504.2	492.1	483.6
7/1/88	445.5	436.6	502.0	487.7	481.0
7/2/88	444.5	434.3	500.2	484.3	478.7
7/3/88	443.6	434.2	498.5	483.6	476.7
7/4/88	443.5	434.6	497.5	483.5	475.5
7/5/88	443.0	433.5	496.1	480.0	474.1
7/6/88	441.6	429.7	493.4	474.6	471.5
7/7/88	439.5	425.2	489.7	468.5	468.4
7/8/88	436.6	419.4	484.7	460.5	464.2
7/9/88	432.8	414.0	479.0	453.1	459.7
7/10/88	429.8	413.8	475.1	452.2	455.3
7/11/88	427.6	415.6	471.5	453.1	452.2
7/12/88	426.3	415.2	469.0	451.0	450.1
7/13/88	424.8	415.2	466.4	450.4	447.8
7/14/88	424.3	418.8	464.9	453.2	446.7
7/15/88	424.2	419.6	463.8	452.6	445.8
7/16/88	424.2	420.5	462.8	452.7	445.2
7/17/88	424.7	424.9	462.4	455.0	445.1
7/18/88	425.9	427.9	462.4	455.5	445.6



## Daily DSM2 Model Output

	DB3	DB4	DB3	DB4	DB3
Date	Avg Of B1	Avg Of B1	Avg Of B2	Avg Of B2	Avg Of H3
7/19/88	427.3	430.8	463.1	459.3	446.4
7/20/88	429.1	435.6	463.9	463.4	447.5
7/21/88	431.4	438.0	464.9	464.0	448.9
7/22/88	433.3	440.4	465.5	465.5	450.0
7/23/88	435.1	444.7	465.8	468.5	451.0
7/24/88	437.0	446.7	466.4	470.3	452.0
7/25/88	438.9	447.8	466.9	470.5	453.0
7/26/88	441.1	448.4	467.5	470.5	454.2
7/27/88	443.1	451.1	468.6	472.3	455.7
7/28/88	444.8	453.6	469.3	474.1	456.8
7/29/88	447.0	456.2	470.6	476.1	458.4
7/30/88	449.2	459.6	472.2	479.1	460.1
7/31/88	451.8	463.8	473.8	481.7	462.1
8/1/88	455.0	468.8	476.2	485.5	464.7
8/2/88	458.5	476.0	479.0	491.7	467.7
8/3/88	462.6	485.3	482.4	499.8	471.3
8/4/88	468.5	494.6	486.7	507.6	476.0
8/5/88	474.8	506.3	492.1	517.5	481.8
8/6/88	481.4	512.1	497.7	525.8	487.7
8/7/88	488.4	516.8	503.6	529.1	494.8
8/8/88	495.1	524.1	508.9	533.3	500.1
8/9/88	499.3	527.3	514.9	536.3	506.3
8/10/88	504.9	531.9	518.5	540.7	510.6
8/11/88	508.8	535.9	522.0	543.2	514.4
8/12/88	515.4	541.3	526.4	547.7	519.9
8/13/88	518.8	548.1	529.7	552.3	523.3
8/14/88	524.6	555.2	534.0	558.0	529.2
8/15/88	529.8	562.6	538.6	563.7	534.8
8/16/88	535.3	570.2	543.3	570.0	540.2
8/17/88	541.4	577.6	548.0	575.8	545.5
8/18/88	548.7	587.5	552.9	582.3	551.8
8/19/88	557.9	595.5	560.7	588.1	561.7
8/20/88	563.6	595.9	565.4	589.2	566.0
8/21/88	566.7	597.3	568.1	591.6	570.5
8/22/88	571.7	599.7	572.3	592.5	575.4
8/23/88	576.7	598.7	575.6	591.0	579.8
8/24/88	581.1	601.4	578.1	592.6	583.1
8/25/88	584.4	607.4	581.1	595.6	587.0
8/26/88	589.7	615.1	584.3	600.4	592.4
8/27/88	594.7	626.0	587.0	607.2	596.3
8/28/88	602.4	640.1	591.9	616.7	604.1
8/29/88	609.2	659.6	596.4	630.4	610.6
8/30/88	620.2	675.6	603.9	643.2	620.9
8/31/88	628.0	683.6	610.8	648.3	629.4
9/1/88	638.3	687.0	617.0	647.7	639.0

## Daily DSM2 Model Output

	DB3	DB4	DB3	DB4	DB3
Date	Avg Of B1	Avg Of B1	Avg Of B2	Avg Of B2	Avg Of H3
9/2/88	648.4	698.4	621.7	652.5	648.7
9/3/88	656.1	717.5	626.5	662.6	656.2
9/4/88	668.9	732.2	634.8	669.5	668.8
9/5/88	678.8	741.7	640.5	675.4	678.5
9/6/88	688.5	758.2	643.3	683.4	688.1
9/7/88	698.1	774.3	651.0	692.4	697.4
9/8/88	706.9	788.3	653.8	698.4	706.2
9/9/88	717.5	800.8	659.2	704.1	716.5
9/10/88	732.9	820.6	665.7	715.7	731.7
9/11/88	737.2	830.4	670.1	723.2	735.9
9/12/88	750.6	839.3	675.6	726.6	749.1
9/13/88	762.7	860.3	681.9	739.6	760.9
9/14/88	775.8	868.8	690.3	747.5	773.9
9/15/88	789.8	885.4	699.8	758.0	787.2
9/16/88	808.2	907.5	710.5	767.7	804.4
9/17/88	821.0	922.3	717.0	776.2	816.8
9/18/88	831.5	922.3	724.4	775.6	826.0
9/19/88	845.0	925.0	731.0	777.2	839.1
9/20/88	857.2	924.6	739.3	780.1	849.7
9/21/88	866.7	925.6	745.1	782.7	858.3
9/22/88	874.0	934.4	750.4	789.2	865.3
9/23/88	882.4	943.6	755.5	795.0	872.9
9/24/88	889.6	945.4	759.0	794.8	879.9
9/25/88	894.6	948.7	762.5	795.1	884.7
9/26/88	900.3	952.0	766.4	797.7	890.0
9/27/88	906.5	960.2	769.6	800.2	895.7
9/28/88	914.5	971.9	773.9	804.2	903.6
9/29/88	923.9	981.5	778.6	806.6	913.7
9/30/88	932.8	995.7	780.0	803.6	919.1
10/1/88	940.3	1002.4	782.2	802.2	923.0
10/2/88	949.8	1008.3	782.5	800.8	924.0
10/3/88	955.4	1012.3	783.9	800.4	926.9
10/4/88	966.8	1022.5	785.2	802.8	929.9
10/5/88	969.7	1031.4	785.5	804.2	930.3
10/6/88	979.0	1041.4	786.8	805.6	932.8
10/7/88	981.8	1044.3	787.1	804.1	933.7
10/8/88	988.9	1052.3	787.9	805.3	935.3
10/9/88	1001.6	1059.7	788.8	807.8	937.5
10/10/88	1005.0	1061.1	789.6	806.5	939.0
10/11/88	1012.2	1064.7	790.1	806.9	940.4
10/12/88	1018.9	1067.8	790.8	807.3	942.4
10/13/88	1024.3	1063.4	791.2	805.1	944.2
10/14/88	1029.0	1060.1	791.7	803.8	946.2
10/15/88	1030.8	1058.6	791.5	803.9	946.1
10/16/88	1031.7	1053.8	791.0	802.4	946.9

## Daily DSM2 Model Output

	DB3	DB4	DB3	DB4	DB3
Date	Avg Of B1	Avg Of B1	Avg Of B2	Avg Of B2	Avg Of H3
10/17/88	1031.8	1045.1	790.6	798.9	947.2
10/18/88	1031.0	1038.8	790.0	796.3	947.2
10/19/88	1029.9	1033.9	789.3	794.1	947.1
10/20/88	1028.1	1028.9	788.6	791.7	946.5
10/21/88	1025.7	1023.6	787.3	788.6	945.2
10/22/88	1022.5	1018.0	785.6	784.0	943.1
10/23/88	1019.1	1014.1	783.0	778.3	940.1
10/24/88	1015.1	1012.3	779.7	772.6	935.8
10/25/88	1011.7	1012.1	775.9	766.7	930.6
10/26/88	1008.7	1013.1	770.6	759.3	923.6
10/27/88	1006.6	1014.8	766.4	755.4	917.7
10/28/88	1005.9	1018.2	762.7	753.0	912.3
10/29/88	1006.3	1024.4	759.5	749.7	907.4
10/30/88	1006.4	1033.0	756.3	746.5	902.3
10/31/88	1007.7	1035.0	753.2	745.1	896.7
11/1/88	1014.4	1053.2	750.8	740.3	891.3
11/2/88	1018.6	1069.9	748.0	736.1	888.5
11/3/88	1025.7	1090.5	746.4	734.7	884.6
11/4/88	1039.9	1120.3	743.6	730.6	881.7
11/5/88	1046.4	1138.9	741.5	729.1	880.1
11/6/88	1058.2	1161.3	739.0	727.8	879.4
11/7/88	1073.4	1182.5	736.1	726.7	879.3
11/8/88	1091.7	1202.1	732.8	724.5	880.1
11/9/88	1109.7	1220.0	729.5	722.8	881.6
11/10/88	1123.2	1211.4	726.8	721.8	883.1
11/11/88	1135.9	1219.8	724.0	719.0	886.3
11/12/88	1155.0	1234.4	720.3	715.1	891.8
11/13/88	1157.9	1213.8	718.0	714.2	892.0
11/14/88	1163.0	1219.4	716.6	713.8	896.4
11/15/88	1172.5	1242.9	715.0	711.3	909.3
11/16/88	1184.3	1240.3	713.2	709.9	918.0
11/17/88	1188.2	1259.1	711.8	708.3	927.6
11/18/88	1197.0	1271.7	710.3	706.3	944.2
11/19/88	1205.6	1299.1	708.5	702.7	954.4
11/20/88	1220.6	1314.2	705.6	699.5	979.2
11/21/88	1235.4	1337.1	702.5	694.6	1006.2
11/22/88	1258.8	1349.7	697.8	690.4	1048.7
11/23/88	1260.5	1325.4	695.3	690.3	1050.3
11/24/88	1277.5	1356.8	692.5	685.4	1083.0
11/25/88	1280.3	1337.0	690.4	686.3	1091.4
11/26/88	1285.6	1350.4	688.7	685.3	1110.4
11/27/88	1293.7	1372.8	687.1	683.9	1139.6
11/28/88	1301.4	1386.8	685.6	682.8	1163.1
11/29/88	1312.3	1405.1	684.5	681.2	1201.2
11/30/88	1340.2	1434.3	683.6	681.4	1248.7

## Daily DSM2 Model Output

	DB3	DB4	DB3	DB4	DB3
Date	Avg Of B1	Avg Of B1	Avg Of B2	Avg Of B2	Avg Of H3
12/1/88	1347.0	1459.6	682.9	681.9	1267.0
12/2/88	1368.0	1480.8	682.7	682.5	1300.4
12/3/88	1384.0	1488.2	682.6	683.3	1329.0
12/4/88	1394.5	1495.0	682.4	683.0	1348.4
12/5/88	1407.6	1490.6	682.1	682.5	1373.5
12/6/88	1418.7	1481.7	681.3	681.2	1409.5
12/7/88	1425.1	1462.2	680.1	679.4	1430.6
12/8/88	1426.0	1438.5	678.8	677.4	1458.2
12/9/88	1419.0	1411.1	677.5	675.7	1456.4
12/10/88	1410.5	1390.6	676.6	675.4	1460.0
12/11/88	1402.8	1368.5	676.1	675.3	1460.5
12/12/88	1390.4	1347.8	675.8	675.3	1459.7
12/13/88	1381.0	1331.8	675.7	675.2	1457.3
12/14/88	1372.8	1331.6	676.0	676.3	1454.2
12/15/88	1364.2	1321.1	676.3	676.0	1451.1
12/16/88	1353.9	1311.4	676.6	675.7	1446.1
12/17/88	1342.7	1297.4	676.9	675.4	1440.3
12/18/88	1330.7	1281.9	676.3	672.7	1430.9
12/19/88	1319.9	1278.9	676.1	671.7	1422.6
12/20/88	1309.9	1276.3	675.4	672.0	1412.4
12/21/88	1297.6	1268.5	674.2	668.9	1401.4
12/22/88	1292.5	1272.4	674.5	672.1	1392.4
12/23/88	1277.1	1251.8	673.0	665.7	1371.5
12/24/88	1278.8	1267.4	673.3	671.1	1367.9
12/25/88	1276.0	1266.6	673.7	673.4	1362.7
12/26/88	1273.8	1266.0	674.3	673.9	1356.5
12/27/88	1272.6	1274.8	675.1	675.4	1349.2
12/28/88	1274.7	1287.5	676.0	676.3	1340.3
12/29/88	1278.0	1301.6	676.9	676.3	1337.0
12/30/88	1282.0	1310.7	677.3	675.5	1331.0
12/31/88	1286.5	1319.8	678.9	678.2	1325.1
1/1/89	1294.1	1330.1	680.7	680.0	1320.2
1/2/89	1298.1	1323.8	682.7	681.0	1311.2
1/3/89	1302.1	1311.8	683.8	679.2	1294.9
1/4/89	1298.5	1297.8	684.4	679.0	1275.8
1/5/89	1295.4	1289.7	686.0	685.5	1276.6
1/6/89	1289.9	1274.1	687.2	685.6	1258.7
1/7/89	1283.8	1264.7	688.6	688.2	1253.4
1/8/89	1278.7	1251.6	690.0	689.9	1238.1
1/9/89	1271.3	1237.4	691.7	691.3	1222.0
1/10/89	1264.4	1232.6	693.3	695.3	1208.0
1/11/89	1254.8	1218.8	695.4	697.7	1186.1
1/12/89	1247.5	1210.0	697.5	698.5	1173.3
1/13/89	1241.8	1201.4	699.2	699.7	1165.2
1/14/89	1231.2	1183.0	701.2	700.8	1145.6

## Daily DSM2 Model Output

	DB3	DB4	DB3	DB4	DB3
Date	Avg Of B1	Avg Of B1	Avg Of B2	Avg Of B2	Avg Of H3
1/15/89	1219.0	1156.3	702.8	701.8	1124.5
1/16/89	1203.9	1132.2	704.1	703.0	1102.1
1/17/89	1186.6	1107.6	705.2	699.7	1079.3
1/18/89	1166.4	1088.3	705.2	699.2	1053.8
1/19/89	1148.4	1068.1	706.1	700.0	1032.7
1/20/89	1135.3	1052.9	706.8	701.5	1018.4
1/21/89	1113.7	1031.5	707.5	702.9	993.0
1/22/89	1097.2	1015.8	708.8	705.0	977.5
1/23/89	1093.8	1018.0	710.1	709.8	972.2
1/24/89	1077.0	994.3	711.9	712.2	953.8
1/25/89	1058.3	974.0	713.9	715.0	933.4
1/26/89	1057.4	972.8	715.5	716.3	933.5
1/27/89	1046.9	966.4	717.5	719.1	921.0
1/28/89	1033.6	950.7	719.3	719.3	907.6
1/29/89	1016.0	922.8	721.1	719.8	892.3
1/30/89	987.8	900.2	722.4	717.4	854.5
1/31/89	975.6	901.8	723.4	715.7	839.0
2/1/89	986.1	955.6	724.5	718.7	858.3
2/2/89	978.3	952.1	725.2	716.8	850.4
2/3/89	971.0	947.0	723.8	714.9	843.4
2/4/89	966.3	951.0	724.9	719.0	838.0
2/5/89	961.9	951.6	725.4	720.7	834.1
2/6/89	957.3	945.2	725.5	719.9	829.8
2/7/89	953.8	938.3	725.8	719.1	826.2
2/8/89	949.4	930.3	725.9	716.6	822.1
2/9/89	947.4	933.3	726.4	719.9	821.0
2/10/89	944.9	933.4	726.9	720.3	817.9
2/11/89	942.2	928.3	726.6	718.0	814.6
2/12/89	939.3	921.3	727.1	716.1	812.0
2/13/89	934.5	912.9	726.2	713.1	808.4
2/14/89	931.0	912.9	726.1	715.2	803.6
2/15/89	927.3	911.0	725.6	716.3	800.9
2/16/89	923.8	906.6	725.8	715.0	797.5
2/17/89	917.7	900.9	723.9	710.4	792.9
2/18/89	914.3	895.1	723.7	713.0	789.1
2/19/89	912.8	900.9	724.8	717.8	788.3
2/20/89	911.7	900.9	725.7	720.3	788.1
2/21/89	910.0	897.3	726.1	719.1	786.6
2/22/89	908.7	895.0	727.1	720.7	785.1
2/23/89	907.4	891.0	727.9	721.0	784.6
2/24/89	905.0	889.8	728.1	719.4	782.6
2/25/89	902.9	885.5	728.6	719.4	779.1
2/26/89	900.5	881.3	729.0	718.9	777.4
2/27/89	894.8	869.2	727.9	714.1	774.5
2/28/89	890.6	859.9	728.2	710.2	765.3

## Daily DSM2 Model Output

	DB3	DB4	DB3	DB4	DB3
Date	Avg Of B1	Avg Of B1	Avg Of B2	Avg Of B2	Avg Of H3
3/1/89	877.2	817.2	714.1	662.4	733.3
3/2/89	876.8	855.7	717.2	694.4	753.3
3/3/89	871.6	850.1	715.5	690.3	750.4
3/4/89	866.9	846.2	712.0	692.8	747.1
3/5/89	862.3	836.4	709.5	685.9	743.7
3/6/89	855.4	826.0	704.8	676.8	740.2
3/7/89	849.6	816.2	702.0	672.9	736.6
3/8/89	843.6	805.2	699.5	669.7	734.1
3/9/89	836.9	804.4	694.1	667.2	729.2
3/10/89	830.8	800.7	689.8	659.4	725.8
3/11/89	826.9	801.8	686.6	657.9	722.6
3/12/89	821.0	794.7	681.6	651.0	716.9
3/13/89	818.9	796.0	680.0	650.7	713.2
3/14/89	814.9	783.7	674.9	637.2	710.6
3/15/89	807.0	765.9	671.7	622.9	704.2
3/16/89	805.2	775.1	669.6	632.3	700.4
3/17/89	802.6	770.1	668.0	633.9	700.0
3/18/89	801.2	774.2	668.8	646.6	700.7
3/19/89	798.0	774.4	668.4	651.4	699.9
3/20/89	796.4	775.1	669.6	656.3	699.9
3/21/89	794.0	768.4	669.6	655.2	700.0
3/22/89	790.5	760.3	669.8	653.8	699.6
3/23/89	784.4	754.0	668.3	653.5	698.4
3/24/89	782.7	754.8	669.9	656.7	698.8
3/25/89	778.2	753.2	670.5	658.6	699.2
3/26/89	775.0	751.8	671.1	660.8	700.1
3/27/89	773.8	754.5	673.2	665.0	701.5
3/28/89	772.6	752.9	675.1	667.8	703.1
3/29/89	771.7	753.9	677.2	672.4	705.3
3/30/89	770.4	752.0	679.2	675.2	707.3
3/31/89	768.5	740.3	682.3	677.9	710.3
4/1/89	761.2	703.4	684.6	679.6	712.2
4/2/89	749.9	675.4	686.9	680.3	713.4
4/3/89	733.7	645.4	688.7	680.2	713.8
4/4/89	719.8	615.6	689.5	673.2	712.5
4/5/89	700.0	599.0	688.2	667.8	707.3
4/6/89	681.9	570.9	687.0	659.9	703.2
4/7/89	660.7	554.1	683.0	653.5	690.8
4/8/89	634.1	541.8	678.4	648.3	682.2
4/9/89	624.4	538.7	677.6	653.3	678.9
4/10/89	611.0	520.6	676.6	653.8	672.6
4/11/89	585.8	486.1	674.3	649.2	668.9
4/12/89	582.2	478.9	674.0	651.7	664.4
4/13/89	573.6	490.1	674.9	656.5	664.0
4/14/89	565.0	472.1	675.8	660.2	662.2

## Daily DSM2 Model Output

	DB3	DB4	DB3	DB4	DB3
Date	Avg Of B1	Avg Of B1	Avg Of B2	Avg Of B2	Avg Of H3
4/15/89	552.5	456.2	675.3	646.4	657.4
4/16/89	546.4	458.4	673.7	644.7	652.2
4/17/89	535.8	451.3	672.5	645.2	649.5
4/18/89	523.9	437.8	671.5	638.0	644.2
4/19/89	512.1	429.9	667.5	630.3	639.4
4/20/89	500.4	423.8	664.5	625.1	631.5
4/21/89	492.4	422.2	660.6	624.4	625.4
4/22/89	482.6	412.2	655.5	616.4	616.2
4/23/89	465.8	404.5	647.7	618.6	607.2
4/24/89	455.4	397.1	644.4	608.8	603.8
4/25/89	451.1	403.1	642.3	615.6	599.3
4/26/89	448.7	398.0	642.6	620.3	595.5
4/27/89	444.5	381.2	640.9	615.1	594.1
4/28/89	436.7	378.7	638.7	613.7	589.0
4/29/89	430.8	375.7	637.9	611.2	585.7
4/30/89	429.2	381.2	636.2	608.4	583.7
5/1/89	428.2	385.2	631.9	594.7	577.2
5/2/89	423.5	385.9	625.7	586.3	568.7
5/3/89	418.1	378.9	617.8	573.0	561.9
5/4/89	411.1	375.6	606.3	563.4	551.4
5/5/89	403.3	373.1	597.0	555.0	540.0
5/6/89	399.0	370.4	589.7	549.6	532.1
5/7/89	393.4	368.6	582.5	546.7	525.7
5/8/89	390.2	365.4	575.2	543.3	520.5
5/9/89	390.1	370.8	574.6	549.2	517.9
5/10/89	390.4	373.3	574.2	553.0	517.5
5/11/89	389.4	369.6	572.4	550.9	516.0
5/12/89	388.7	364.5	570.4	544.8	515.4
5/13/89	388.5	361.8	566.4	535.5	511.5
5/14/89	386.6	359.7	562.6	529.1	507.9
5/15/89	386.0	357.2	560.7	522.6	505.2
5/16/89	382.7	357.1	554.8	518.0	500.1
5/17/89	381.4	360.2	550.7	517.9	496.3
5/18/89	379.8	355.3	545.7	511.0	493.0
5/19/89	375.5	350.7	537.9	502.8	486.2
5/20/89	372.5	349.0	532.2	498.1	480.0
5/21/89	368.9	349.3	527.3	494.8	473.1
5/22/89	366.9	350.9	521.9	497.2	468.8
5/23/89	365.8	353.8	519.5	497.3	467.6
5/24/89	364.8	352.4	516.7	497.4	464.6
5/25/89	364.3	351.0	514.7	495.8	463.6
5/26/89	364.1	348.7	513.0	493.4	462.3
5/27/89	363.8	350.1	511.8	495.2	461.4
5/28/89	363.1	347.1	510.3	490.9	459.8
5/29/89	363.8	347.1	508.2	484.2	458.1

## Daily DSM2 Model Output

	DB3	DB4	DB3	DB4	DB3
Date	Avg Of B1	Avg Of B1	Avg Of B2	Avg Of B2	Avg Of H3
5/30/89	361.7	342.0	504.0	476.4	453.6
5/31/89	359.4	335.0	499.4	467.6	449.9
6/1/89	354.9	329.7	491.6	459.2	441.9
6/2/89	350.7	324.0	484.6	450.7	434.9
6/3/89	345.9	323.8	476.6	447.3	425.1
6/4/89	343.8	327.2	472.8	449.9	419.4
6/5/89	342.8	327.9	470.3	450.8	416.7
6/6/89	342.1	326.5	468.5	450.0	413.3
6/7/89	341.4	326.5	467.0	451.7	409.8
6/8/89	341.8	326.4	466.5	453.6	408.1
6/9/89	341.9	325.5	466.1	453.9	405.8
6/10/89	342.0	327.8	465.9	454.4	403.2
6/11/89	343.3	330.8	465.7	454.3	403.5
6/12/89	343.7	328.4	465.2	450.1	401.6
6/13/89	343.3	323.3	463.5	442.8	398.5
6/14/89	341.6	320.7	460.4	436.5	394.0
6/15/89	339.9	319.4	456.7	432.6	389.9
6/16/89	337.9	316.4	453.1	426.9	385.5
6/17/89	335.0	316.6	447.6	422.8	380.0
6/18/89	332.8	316.8	443.4	421.5	375.5
6/19/89	332.1	319.0	441.1	423.3	373.0
6/20/89	330.8	316.9	438.2	419.5	369.7
6/21/89	329.4	314.0	434.8	416.2	366.2
6/22/89	328.2	313.1	432.8	413.8	363.6
6/23/89	328.6	317.9	432.1	419.6	362.9
6/24/89	329.9	321.4	432.3	424.5	362.7
6/25/89	331.5	322.6	432.6	423.9	363.5
6/26/89	332.4	321.7	432.2	420.7	363.0
6/27/89	332.2	323.1	430.4	416.3	361.4
6/28/89	332.2	322.8	428.1	413.0	359.8
6/29/89	331.7	322.7	425.1	408.7	357.4
6/30/89	330.8	320.9	422.2	404.0	355.3
7/1/89	330.5	320.7	419.4	397.8	353.6
7/2/89	329.9	320.1	415.6	390.9	351.4
7/3/89	330.5	322.7	412.4	387.8	350.5
7/4/89	331.5	324.9	410.4	384.4	350.5
7/5/89	333.0	329.2	408.0	384.3	350.8
7/6/89	335.1	334.9	406.7	386.1	351.8
7/7/89	338.3	341.1	405.8	386.7	353.9
7/8/89	341.5	347.9	406.5	387.6	356.4
7/9/89	345.3	355.5	406.6	390.5	359.2
7/10/89	349.6	363.0	407.2	396.1	362.7
7/11/89	354.7	370.1	408.1	396.3	366.9
7/12/89	359.3	375.5	407.8	395.6	370.1
7/13/89	363.2	379.5	407.4	394.9	373.6



## Daily DSM2 Model Output

	DB3	DB4	DB3	DB4	DB3
Date	Avg Of B1	Avg Of B1	Avg Of B2	Avg Of B2	Avg Of H3
7/14/89	368.3	384.0	406.7	396.7	377.6
7/15/89	373.0	388.5	406.3	397.8	381.7
7/16/89	377.0	395.3	405.7	398.2	384.8
7/17/89	382.1	399.0	405.3	396.7	389.0
7/18/89	387.3	407.2	405.1	397.7	393.4
7/19/89	392.2	413.5	405.2	399.4	398.0
7/20/89	398.0	424.3	405.7	401.6	403.4
7/21/89	406.0	435.5	406.5	403.4	410.8
7/22/89	413.4	447.8	407.9	407.4	417.6
7/23/89	418.7	461.6	410.0	409.7	422.7
7/24/89	429.1	471.0	411.9	413.9	432.6
7/25/89	438.0	482.2	413.4	417.0	440.9
7/26/89	450.4	494.9	415.1	417.4	452.2
7/27/89	459.4	504.3	417.2	420.5	461.3
7/28/89	468.6	509.6	418.7	421.0	470.7
7/29/89	476.8	513.5	419.9	419.9	478.6
7/30/89	484.2	517.8	420.8	420.1	485.9
7/31/89	492.8	524.8	421.1	419.4	494.0
8/1/89	499.7	529.3	420.6	415.7	501.5
8/2/89	504.4	531.6	421.2	418.5	505.6
8/3/89	509.9	535.4	421.7	419.3	510.5
8/4/89	514.8	537.6	422.3	418.2	514.9
8/5/89	518.6	539.2	423.2	418.4	518.5
8/6/89	522.2	540.3	423.8	417.6	522.3
8/7/89	525.7	540.1	424.1	416.6	525.6
8/8/89	528.8	540.3	424.0	417.0	528.6
8/9/89	531.1	538.3	424.0	413.9	530.9
8/10/89	532.4	533.1	423.1	413.6	532.0
8/11/89	532.3	528.5	420.7	406.6	531.7
8/12/89	531.5	524.2	418.8	404.4	530.8
8/13/89	529.6	520.5	416.0	400.2	528.9
8/14/89	526.9	512.8	413.1	396.4	526.8
8/15/89	524.1	509.4	409.8	392.0	523.3
8/16/89	522.2	505.4	407.6	390.9	521.4
8/17/89	519.6	505.6	405.7	389.5	518.8
8/18/89	518.1	504.5	403.6	385.1	517.3
8/19/89	517.2	506.6	401.8	382.8	516.3
8/20/89	516.2	509.6	399.4	378.9	515.1
8/21/89	516.2	514.6	397.3	380.4	515.0
8/22/89	517.1	518.5	394.8	379.3	515.7
8/23/89	518.7	522.6	392.7	375.4	517.1
8/24/89	519.7	528.1	390.1	370.9	518.2
8/25/89	521.8	531.0	386.4	370.2	519.8
8/26/89	524.7	534.8	384.8	369.9	522.2
8/27/89	527.4	539.3	383.2	365.5	525.1

## Daily DSM2 Model Output

	DB3	DB4	DB3	DB4	DB3
Date	Avg Of B1	Avg Of B1	Avg Of B2	Avg Of B2	Avg Of H3
8/28/89	530.6	544.8	381.1	363.6	527.6
8/29/89	534.8	554.7	380.1	364.3	532.0
8/30/89	538.8	565.2	379.0	359.9	535.8
8/31/89	544.7	572.0	376.1	356.8	541.3
9/1/89	546.2	575.8	375.5	356.9	542.6
9/2/89	552.5	585.6	372.7	352.7	548.6
9/3/89	556.5	595.1	371.5	350.5	552.5
9/4/89	561.4	605.3	369.9	349.8	557.1
9/5/89	570.2	618.9	367.6	346.6	565.5
9/6/89	580.8	627.9	365.3	346.2	575.8
9/7/89	589.1	637.2	362.5	345.5	583.8
9/8/89	595.0	643.1	361.5	345.8	589.5
9/9/89	598.9	646.7	360.2	346.6	593.2
9/10/89	606.1	652.2	358.5	345.4	600.3
9/11/89	614.0	659.2	356.9	344.1	607.9
9/12/89	619.8	667.2	355.6	343.4	613.5
9/13/89	630.3	682.4	353.6	341.0	623.7
9/14/89	634.9	689.5	352.9	341.0	628.2
9/15/89	642.3	699.8	352.1	340.9	635.4
9/16/89	655.8	719.8	350.6	337.8	647.7
9/17/89	663.2	720.8	349.5	339.5	653.2
9/18/89	672.8	727.4	348.8	340.6	661.2
9/19/89	679.7	734.3	348.2	340.9	668.7
9/20/89	690.1	748.1	347.7	340.7	676.4
9/21/89	699.1	760.8	347.4	340.2	684.7
9/22/89	708.5	775.1	347.1	340.9	692.5
9/23/89	720.3	790.5	346.9	340.5	703.9
9/24/89	731.5	807.4	346.9	339.9	712.1
9/25/89	744.1	824.3	346.7	340.1	725.1
9/26/89	756.7	840.8	347.1	340.3	736.7
9/27/89	770.8	854.3	346.9	340.0	750.0
9/28/89	781.4	861.2	347.3	340.2	759.1
9/29/89	788.7	869.9	347.9	341.6	767.0
9/30/89	799.7	887.1	348.1	341.0	775.1
10/1/89	815.5	896.7	348.6	343.0	787.0
10/2/89	823.9	896.2	349.3	345.7	792.2
10/3/89	835.8	907.9	349.7	348.1	800.0
10/4/89	847.2	925.4	350.6	348.3	804.1
10/5/89	860.9	927.1	351.4	350.0	810.3
10/6/89	869.1	926.7	352.3	351.5	813.8
10/7/89	872.0	926.6	353.3	353.0	817.8
10/8/89	876.3	925.4	354.3	354.3	822.0
10/9/89	882.6	921.5	355.1	354.7	827.8
10/10/89	886.9	920.9	355.9	355.8	829.4
10/11/89	890.2	922.2	356.9	355.2	831.6

## Daily DSM2 Model Output

	DB3	DB4	DB3	DB4	DB3
Date	Avg Of B1	Avg Of B1	Avg Of B2	Avg Of B2	Avg Of H3
10/12/89	892.1	919.5	357.5	355.0	835.2
10/13/89	895.3	918.3	358.3	355.2	836.9
10/14/89	897.2	915.8	358.5	355.0	839.5
10/15/89	898.2	916.1	358.6	353.1	840.7
10/16/89	899.1	916.4	358.4	351.9	840.9
10/17/89	899.8	915.7	358.1	352.6	840.2
10/18/89	901.6	918.7	357.7	351.6	838.8
10/19/89	903.1	921.2	358.1	351.6	837.1
10/20/89	904.1	922.8	358.3	352.6	835.4
10/21/89	905.4	922.3	358.9	354.6	833.8
10/22/89	909.5	926.8	359.2	353.0	831.5
10/23/89	910.8	930.7	359.8	353.9	829.9
10/24/89	914.6	936.0	360.5	355.6	827.5
10/25/89	915.0	938.1	361.6	360.0	826.6
10/26/89	917.7	944.0	362.7	362.9	823.8
10/27/89	921.6	949.5	364.0	362.9	820.5
10/28/89	924.1	956.4	364.9	362.7	815.8
10/29/89	927.8	960.6	365.7	362.1	811.3
10/30/89	931.3	964.0	366.3	360.7	804.4
10/31/89	934.7	957.6	366.5	363.2	798.1
11/1/89	935.7	950.2	367.3	362.6	791.7
11/2/89	935.9	943.2	367.6	363.1	782.2
11/3/89	933.7	934.0	368.6	364.8	776.9
11/4/89	931.5	925.1	369.5	366.4	768.4
11/5/89	929.4	918.9	370.6	367.8	763.8
11/6/89	926.4	914.5	371.6	369.7	755.3
11/7/89	923.2	907.8	372.8	370.2	747.6
11/8/89	919.3	899.8	373.7	369.9	739.0
11/9/89	914.5	889.9	374.6	368.6	729.8
11/10/89	906.6	882.4	374.7	367.1	714.1
11/11/89	900.0	878.3	375.1	367.0	702.0
11/12/89	893.4	875.9	375.2	368.5	689.1
11/13/89	885.7	871.2	375.5	370.1	677.5
11/14/89	879.4	864.6	376.1	371.8	668.1
11/15/89	873.4	859.4	377.1	373.3	659.6
11/16/89	868.0	853.9	378.1	375.3	651.0
11/17/89	864.9	853.6	379.5	377.5	646.4
11/18/89	862.3	854.7	380.7	379.7	641.0
11/19/89	860.7	856.9	382.0	381.1	636.7
11/20/89	860.3	860.1	383.4	382.6	633.4
11/21/89	860.2	864.1	384.7	383.3	633.1
11/22/89	860.4	868.1	385.9	384.3	630.0
11/23/89	861.3	872.8	387.0	383.5	627.5
11/24/89	862.7	875.7	387.8	383.3	625.5
11/25/89	863.8	876.3	388.7	384.7	624.8

## Daily DSM2 Model Output

	DB3	DB4	DB3	DB4	DB3
Date	Avg Of B1	Avg Of B1	Avg Of B2	Avg Of B2	Avg Of H3
11/26/89	864.1	875.2	389.7	387.0	624.3
11/27/89	864.8	877.4	390.6	386.9	623.3
11/28/89	864.9	875.9	391.5	387.6	622.4
11/29/89	864.3	872.7	392.6	390.2	621.7
11/30/89	864.4	870.5	394.2	393.2	621.6
12/1/89	863.9	869.0	395.7	395.6	621.9
12/2/89	863.4	867.4	397.7	397.9	622.5
12/3/89	862.8	865.9	399.5	400.4	623.0
12/4/89	863.0	865.8	401.3	402.8	624.1
12/5/89	863.0	865.8	403.2	405.0	625.0
12/6/89	863.0	866.6	405.1	407.0	626.2
12/7/89	863.5	867.8	407.2	407.9	628.3
12/8/89	863.6	868.2	408.8	408.5	630.1
12/9/89	863.3	867.3	410.4	409.1	631.6
12/10/89	862.5	864.8	411.9	410.5	633.2
12/11/89	860.7	861.1	413.5	412.4	633.8
12/12/89	858.1	856.0	415.3	413.9	634.6
12/13/89	855.4	852.5	416.8	417.7	634.7
12/14/89	853.0	848.2	418.5	418.5	635.1
12/15/89	850.6	844.5	420.2	420.0	635.5
12/16/89	849.0	842.8	421.9	422.8	636.2
12/17/89	848.0	841.5	423.6	425.0	637.1
12/18/89	847.5	841.9	425.4	427.6	638.2
12/19/89	846.7	841.6	427.1	428.8	639.3
12/20/89	845.8	841.0	429.0	430.6	641.0
12/21/89	845.1	840.4	430.7	432.2	643.1
12/22/89	844.4	841.3	432.5	433.5	645.3
12/23/89	843.6	841.0	434.0	433.2	647.4
12/24/89	842.7	842.1	435.3	433.4	650.4
12/25/89	841.7	842.0	436.3	433.5	652.3
12/26/89	840.7	841.6	437.3	434.1	655.4
12/27/89	839.5	839.7	438.3	435.3	655.9
12/28/89	838.3	838.1	439.4	437.7	658.1
12/29/89	837.1	836.6	440.5	439.6	659.5
12/30/89	836.1	835.6	441.9	441.6	660.5
12/31/89	836.5	837.1	444.8	446.8	664.6
1/1/90	838.3	841.0	447.9	452.7	670.3
1/2/90	841.2	848.7	451.0	457.0	676.0
1/3/90	843.9	856.7	455.1	461.4	680.5
1/4/90	849.0	869.2	459.2	465.4	690.0
1/5/90	856.1	883.8	463.7	471.2	701.9
1/6/90	864.2	891.7	468.6	472.6	713.7
1/7/90	869.7	892.1	472.0	474.7	723.1
1/8/90	872.9	885.2	476.0	478.5	729.8
1/9/90	874.0	879.5	479.9	482.2	734.3

## Daily DSM2 Model Output

	DB3	DB4	DB3	DB4	DB3
Date	Avg Of B1	Avg Of B1	Avg Of B2	Avg Of B2	Avg Of H3
1/10/90	874.2	873.8	483.9	486.3	739.5
1/11/90	873.7	870.2	487.8	489.6	741.0
1/12/90	873.5	869.3	491.3	493.6	743.4
1/13/90	874.3	871.4	494.6	497.7	745.6
1/14/90	875.5	874.0	497.8	502.5	748.2
1/15/90	875.9	872.9	501.3	507.3	751.5
1/16/90	877.2	874.3	505.1	511.4	753.5
1/17/90	877.7	872.6	508.9	514.8	755.2
1/18/90	877.2	868.5	513.1	519.5	757.1
1/19/90	874.7	859.3	517.9	524.1	756.8
1/20/90	869.6	844.9	522.1	527.0	754.6
1/21/90	862.7	826.5	525.3	530.4	749.0
1/22/90	858.7	817.4	529.4	533.7	743.1
1/23/90	846.5	803.5	532.8	536.5	738.1
1/24/90	843.2	779.3	536.9	540.6	733.5
1/25/90	828.2	768.3	540.5	543.7	723.6
1/26/90	825.0	771.8	544.0	548.3	720.8
1/27/90	811.2	742.0	548.1	552.4	711.4
1/28/90	794.8	723.0	551.8	556.8	697.8
1/29/90	781.6	698.2	555.8	559.4	686.3
1/30/90	764.1	694.5	559.7	563.1	673.4
1/31/90	758.7	700.5	563.5	567.7	671.8
2/1/90	752.9	698.6	567.4	572.3	668.9
2/2/90	738.6	664.9	572.0	576.2	660.7
2/3/90	720.5	635.7	576.3	578.1	644.1
2/4/90	713.4	645.6	579.8	581.8	639.2
2/5/90	697.3	626.4	583.7	584.4	628.9
2/6/90	688.1	632.9	587.4	589.2	627.1
2/7/90	677.1	616.4	590.8	591.6	619.6
2/8/90	669.1	605.1	594.6	595.5	610.7
2/9/90	658.7	598.7	597.8	599.6	605.6
2/10/90	650.3	574.1	601.4	604.0	599.2
2/11/90	636.5	567.0	604.9	606.5	588.9
2/12/90	627.9	562.5	608.2	611.0	584.0
2/13/90	626.7	559.0	611.4	615.0	584.7
2/14/90	615.3	550.8	615.3	619.4	576.5
2/15/90	604.1	515.1	618.6	617.3	566.3
2/16/90	590.3	512.6	621.7	621.2	556.6
2/17/90	577.2	499.2	625.3	623.3	549.5
2/18/90	575.2	502.3	627.7	627.8	549.2
2/19/90	567.6	492.3	630.6	631.3	543.7
2/20/90	559.9	484.8	633.4	632.3	539.3
2/21/90	551.4	484.2	636.2	635.9	532.1
2/22/90	543.4	485.1	638.8	636.6	527.7
2/23/90	540.2	484.1	641.6	640.3	524.9

## Daily DSM2 Model Output

	DB3	DB4	DB3	DB4	DB3
Date	Avg Of B1	Avg Of B1	Avg Of B2	Avg Of B2	Avg Of H3
2/24/90	532.0	474.2	644.3	644.5	518.1
2/25/90	524.0	469.0	647.1	647.5	514.5
2/26/90	513.4	463.2	649.8	649.2	505.3
2/27/90	509.9	459.2	652.5	652.0	504.7
2/28/90	508.8	474.7	655.1	651.7	501.6
3/1/90	506.6	483.6	656.6	648.9	501.5
3/2/90	504.1	486.0	656.3	644.5	500.0
3/3/90	503.0	487.5	654.8	638.9	500.3
3/4/90	503.6	489.5	654.3	633.9	500.8
3/5/90	503.6	495.6	654.9	635.4	502.8
3/6/90	503.3	492.4	653.9	627.1	503.9
3/7/90	503.8	496.0	652.1	630.0	505.9
3/8/90	504.7	498.1	650.9	627.5	508.0
3/9/90	505.7	497.6	649.5	622.4	510.2
3/10/90	506.5	499.3	648.6	622.2	512.2
3/11/90	508.2	503.4	648.5	624.8	514.8
3/12/90	510.1	508.0	648.5	625.7	517.7
3/13/90	511.5	510.8	646.6	622.3	520.1
3/14/90	512.7	507.6	643.8	613.4	522.3
3/15/90	513.8	507.2	642.6	608.0	524.7
3/16/90	514.1	515.0	638.4	604.1	525.8
3/17/90	515.3	504.9	635.9	599.5	528.6
3/18/90	516.1	507.9	635.1	595.3	530.1
3/19/90	517.3	510.0	630.6	597.1	532.5
3/20/90	517.8	508.3	630.7	589.9	534.1
3/21/90	517.9	506.0	628.4	589.2	535.3
3/22/90	518.6	507.7	627.2	591.9	536.9
3/23/90	518.8	508.0	625.8	590.9	538.0
3/24/90	519.2	507.6	623.7	589.4	539.5
3/25/90	519.0	508.5	620.2	589.0	540.2
3/26/90	518.8	504.8	618.7	580.4	541.1
3/27/90	515.9	499.7	611.7	574.0	540.4
3/28/90	514.9	498.2	607.2	571.2	539.4
3/29/90	512.6	497.0	600.9	568.7	538.3
3/30/90	512.2	498.3	597.6	571.0	538.5
3/31/90	512.3	500.0	597.8	570.8	540.4
4/1/90	512.8	505.6	598.6	579.9	541.7
4/2/90	513.8	507.3	600.1	582.0	543.9
4/3/90	513.6	504.6	599.7	581.8	544.7
4/4/90	513.8	504.2	600.1	583.7	545.9
4/5/90	514.6	504.5	600.8	584.8	547.6
4/6/90	514.2	503.7	600.8	583.8	548.1
4/7/90	514.6	504.4	601.6	585.4	549.4
4/8/90	514.7	507.4	601.8	586.8	550.2
4/9/90	514.9	508.0	601.8	586.3	551.1

## Daily DSM2 Model Output

	DB3	DB4	DB3	DB4	DB3
Date	Avg Of B1	Avg Of B1	Avg Of B2	Avg Of B2	Avg Of H3
4/10/90	515.0	506.2	602.4	584.7	552.5
4/11/90	514.4	501.8	601.2	579.5	552.4
4/12/90	513.2	501.0	600.1	579.5	552.1
4/13/90	511.8	497.4	598.9	576.9	551.1
4/14/90	510.5	495.2	599.1	575.2	551.2
4/15/90	509.5	489.6	597.4	569.1	549.5
4/16/90	510.0	497.3	597.5	578.3	551.2
4/17/90	510.5	504.6	599.4	585.9	552.8
4/18/90	511.5	506.6	601.2	589.0	554.4
4/19/90	511.9	507.5	601.4	590.5	555.1
4/20/90	511.9	509.8	602.0	586.5	555.7
4/21/90	511.7	501.8	602.0	585.2	555.7
4/22/90	510.6	495.8	600.6	580.2	555.3
4/23/90	508.3	495.3	598.7	579.1	553.2
4/24/90	507.1	495.4	597.2	578.5	553.0
4/25/90	504.5	493.9	595.8	577.2	551.0
4/26/90	501.9	486.7	593.2	572.1	549.2
4/27/90	499.9	485.3	590.1	571.2	546.8
4/28/90	498.2	487.9	590.0	574.5	546.5
4/29/90	497.7	490.8	589.8	577.7	546.7
4/30/90	496.0	488.3	588.6	575.2	546.0
5/1/90	494.3	481.8	586.4	569.2	544.5
5/2/90	493.0	478.7	585.4	566.6	543.0
5/3/90	491.6	477.4	583.6	564.2	541.3
5/4/90	489.9	475.5	581.3	560.5	540.3
5/5/90	487.8	473.0	578.9	556.0	538.2
5/6/90	485.7	468.1	575.7	549.0	536.0
5/7/90	482.0	463.9	570.1	543.2	531.4
5/8/90	478.9	458.7	567.0	537.0	528.7
5/9/90	476.1	455.6	563.2	532.3	525.1
5/10/90	472.2	454.7	557.3	531.3	521.1
5/11/90	470.1	455.4	554.3	532.0	517.6
5/12/90	467.9	455.7	552.2	531.3	515.8
5/13/90	466.1	452.4	549.6	528.6	514.1
5/14/90	465.4	455.6	547.4	531.7	513.0
5/15/90	464.9	457.8	547.1	533.6	512.5
5/16/90	464.3	457.1	546.2	532.8	511.5
5/17/90	463.4	455.5	544.9	530.7	510.5
5/18/90	462.7	453.3	543.2	527.2	509.4
5/19/90	461.1	448.8	540.5	520.7	507.3
5/20/90	459.2	446.7	537.7	518.3	504.9
5/21/90	456.1	440.6	533.6	510.5	501.4
5/22/90	451.4	436.3	527.5	505.8	495.4
5/23/90	448.0	434.8	521.9	503.4	491.5
5/24/90	445.3	434.0	519.6	502.0	487.7

## Daily DSM2 Model Output

	DB3	DB4	DB3	DB4	DB3
Date	Avg Of B1	Avg Of B1	Avg Of B2	Avg Of B2	Avg Of H3
5/25/90	443.3	434.5	516.6	502.6	486.1
5/26/90	441.1	431.6	513.4	499.2	483.4
5/27/90	439.1	431.9	511.9	499.8	481.3
5/28/90	439.4	436.5	511.7	505.2	481.3
5/29/90	439.5	437.9	511.7	506.1	481.2
5/30/90	439.7	438.4	511.5	506.7	481.2
5/31/90	441.8	445.4	513.2	511.5	483.0
6/1/90	443.6	451.5	514.4	515.9	484.5
6/2/90	445.5	450.9	515.6	514.2	486.1
6/3/90	447.2	452.3	516.3	513.8	487.3
6/4/90	448.7	454.9	516.8	514.2	488.3
6/5/90	450.3	454.6	517.0	512.2	489.3
6/6/90	451.2	455.3	516.9	511.6	489.8
6/7/90	452.2	457.5	516.8	511.7	490.3
6/8/90	453.3	456.7	516.2	509.5	490.6
6/9/90	454.4	458.4	516.0	510.5	491.1
6/10/90	455.8	461.5	516.5	514.0	492.1
6/11/90	457.4	462.9	516.9	514.9	493.1
6/12/90	459.0	465.3	517.7	516.5	494.3
6/13/90	460.7	466.4	518.5	517.1	495.5
6/14/90	462.7	469.5	519.7	520.2	497.0
6/15/90	464.5	471.1	520.8	521.2	498.4
6/16/90	466.0	471.5	521.4	519.2	499.4
6/17/90	467.0	469.1	521.3	515.5	499.7
6/18/90	467.5	468.2	519.9	511.7	499.5
6/19/90	467.0	464.1	518.1	503.9	498.5
6/20/90	465.9	461.9	514.4	500.0	496.5
6/21/90	465.0	462.2	510.9	499.0	495.0
6/22/90	464.8	464.1	509.3	500.8	494.2
6/23/90	465.0	466.2	508.2	502.9	494.1
6/24/90	466.0	469.2	508.2	506.4	494.8
6/25/90	467.1	472.3	508.5	509.0	495.6
6/26/90	468.5	474.4	509.3	510.6	496.7
6/27/90	469.7	476.9	509.8	512.7	497.6
6/28/90	471.2	479.5	510.8	514.9	498.8
6/29/90	472.7	480.6	511.7	515.6	499.9
6/30/90	475.0	481.4	512.5	515.6	501.6
7/1/90	476.1	477.5	512.8	511.9	501.0
7/2/90	477.6	481.5	512.8	513.3	500.7
7/3/90	479.8	488.2	513.0	512.3	501.2
7/4/90	482.7	495.0	513.3	513.2	502.2
7/5/90	486.6	503.2	513.8	516.7	503.8
7/6/90	490.7	509.6	514.8	518.9	506.8
7/7/90	495.1	516.0	516.1	521.7	509.2
7/8/90	500.1	524.0	518.0	525.7	513.2



## Daily DSM2 Model Output

	DB3	DB4	DB3	DB4	DB3
Date	Avg Of B1	Avg Of B1	Avg Of B2	Avg Of B2	Avg Of H3
7/9/90	505.6	533.6	519.8	529.4	516.7
7/10/90	511.7	543.8	522.2	533.6	521.1
7/11/90	517.0	554.9	524.5	538.1	526.3
7/12/90	524.9	570.3	527.7	543.2	533.5
7/13/90	531.7	585.7	530.5	548.9	538.2
7/14/90	543.2	599.5	534.8	554.0	548.9
7/15/90	552.6	609.8	538.7	558.4	557.4
7/16/90	565.7	626.8	543.8	566.7	568.9
7/17/90	578.9	642.4	549.3	573.4	581.7
7/18/90	593.0	653.5	556.7	581.4	598.6
7/19/90	605.7	664.6	562.1	587.1	608.1
7/20/90	618.7	674.9	568.0	593.3	621.2
7/21/90	630.9	684.4	573.0	597.5	629.8
7/22/90	639.9	698.8	577.9	603.2	638.1
7/23/90	651.0	714.9	582.9	609.5	649.0
7/24/90	663.5	731.2	587.5	615.6	660.9
7/25/90	675.9	750.3	591.2	622.5	670.3
7/26/90	679.7	764.2	595.7	629.5	676.7
7/27/90	693.6	780.7	601.1	640.3	689.6
7/28/90	706.1	797.4	607.8	649.3	703.0
7/29/90	720.0	813.6	613.9	659.4	716.3
7/30/90	733.8	829.4	621.5	670.2	727.7
7/31/90	745.7	841.6	631.1	693.3	740.4
8/1/90	764.5	833.3	645.2	703.1	757.4
8/2/90	775.6	829.3	656.0	708.4	769.5
8/3/90	780.5	827.0	663.6	712.7	774.3
8/4/90	785.4	825.0	669.6	717.3	779.9
8/5/90	788.8	822.7	677.4	720.2	782.4
8/6/90	793.5	822.5	684.4	724.5	787.1
8/7/90	795.4	821.8	688.1	725.9	789.1
8/8/90	797.9	823.4	693.0	729.2	791.3
8/9/90	800.7	824.9	698.2	733.0	794.0
8/10/90	803.2	826.0	702.5	733.6	796.4
8/11/90	805.4	826.8	706.6	736.1	798.5
8/12/90	808.7	826.6	712.4	736.6	801.6
8/13/90	811.6	828.9	716.0	740.4	804.3
8/14/90	812.7	828.9	719.7	742.1	805.4
8/15/90	814.8	828.0	724.5	742.8	807.4
8/16/90	815.2	828.0	727.1	745.4	807.8
8/17/90	815.7	826.5	728.5	746.5	808.1
8/18/90	815.2	825.1	730.6	747.9	807.7
8/19/90	815.0	823.7	732.2	748.6	807.5
8/20/90	814.6	823.5	733.6	749.6	807.1
8/21/90	814.8	825.4	735.5	753.3	807.3
8/22/90	815.1	828.9	737.2	758.8	807.6

## Daily DSM2 Model Output

	DB3	DB4	DB3	DB4	DB3
Date	Avg Of B1	Avg Of B1	Avg Of B2	Avg Of B2	Avg Of H3
8/23/90	816.3	831.9	739.3	762.4	808.8
8/24/90	817.8	835.5	741.9	766.8	810.4
8/25/90	820.0	840.6	746.3	773.8	812.6
8/26/90	822.8	843.3	750.5	777.8	815.4
8/27/90	824.4	846.9	753.8	783.1	817.2
8/28/90	826.9	849.0	756.7	786.7	819.7
8/29/90	828.4	850.5	759.5	789.9	821.5
8/30/90	830.8	851.2	764.0	792.1	824.2
8/31/90	831.9	847.0	765.6	788.6	825.0
9/1/90	831.4	847.1	767.7	789.0	825.0
9/2/90	832.0	846.0	769.2	789.2	825.5
9/3/90	832.2	844.1	770.5	788.3	825.8
9/4/90	832.5	843.1	771.5	788.7	826.8
9/5/90	831.4	841.7	771.2	787.9	825.7
9/6/90	831.3	842.1	772.0	788.0	826.2
9/7/90	831.1	841.6	772.9	787.7	826.1
9/8/90	830.9	841.8	773.5	788.1	826.1
9/9/90	830.9	842.7	774.2	788.7	826.2
9/10/90	830.7	842.7	774.5	788.4	826.9
9/11/90	831.3	843.6	775.1	788.5	827.8
9/12/90	831.3	845.0	775.2	789.7	827.9
9/13/90	832.1	843.5	776.5	789.0	829.1
9/14/90	831.9	845.2	776.3	790.3	829.6
9/15/90	833.1	847.0	776.9	792.6	830.3
9/16/90	834.2	849.8	777.5	795.9	831.5
9/17/90	834.6	850.8	779.0	796.5	832.4
9/18/90	836.1	853.8	780.5	798.5	833.9
9/19/90	838.4	857.2	782.4	801.7	836.2
9/20/90	839.4	860.5	782.7	802.8	837.4
9/21/90	841.1	863.0	784.4	803.0	838.6
9/22/90	844.0	868.7	786.6	806.7	840.9
9/23/90	846.3	876.5	787.8	810.7	843.9
9/24/90	851.3	887.2	790.3	815.8	849.1
9/25/90	854.8	894.1	792.8	818.6	852.0
9/26/90	857.5	895.2	793.8	817.8	855.5
9/27/90	861.5	901.8	795.7	821.0	859.6
9/28/90	866.3	908.5	797.3	824.9	864.3
9/29/90	871.5	914.7	800.4	828.9	869.0
9/30/90	878.3	927.2	802.5	830.7	873.2
10/1/90	886.3	938.1	804.6	829.0	877.8
10/2/90	892.7	949.4	806.0	830.2	879.7
10/3/90	902.9	961.5	807.4	831.0	883.1
10/4/90	910.8	974.6	809.5	831.2	886.7
10/5/90	922.7	988.6	811.0	830.6	890.3
10/6/90	934.1	1000.1	811.4	828.6	892.7

## Daily DSM2 Model Output

	DB3	DB4	DB3	DB4	DB3
Date	Avg Of B1	Avg Of B1	Avg Of B2	Avg Of B2	Avg Of H3
10/7/90	947.0	1009.4	812.2	825.5	895.6
10/8/90	956.2	1025.4	812.0	824.9	896.9
10/9/90	968.0	1046.0	811.9	824.2	899.2
10/10/90	980.0	1052.2	811.3	820.6	900.7
10/11/90	987.2	1066.7	810.9	819.8	901.1
10/12/90	1005.0	1085.0	810.8	820.7	904.2
10/13/90	1018.4	1106.3	810.7	822.2	906.3
10/14/90	1028.4	1129.1	810.4	822.1	907.8
10/15/90	1041.7	1147.6	810.9	825.2	912.1
10/16/90	1056.1	1165.3	811.3	828.1	917.5
10/17/90	1075.7	1181.3	812.3	830.6	922.9
10/18/90	1091.1	1196.4	814.1	833.4	930.7
10/19/90	1103.9	1209.1	815.4	835.7	937.5
10/20/90	1122.8	1225.3	816.8	837.6	943.6
10/21/90	1134.3	1247.0	818.6	841.3	950.7
10/22/90	1148.9	1250.7	820.1	840.0	955.9
10/23/90	1163.9	1264.4	821.0	840.7	960.9
10/24/90	1174.6	1277.8	822.2	840.5	964.4
10/25/90	1183.6	1279.9	822.8	840.6	968.9
10/26/90	1191.9	1275.5	823.7	838.8	972.5
10/27/90	1200.5	1279.8	823.9	838.1	974.7
10/28/90	1209.1	1282.7	824.6	838.3	977.5
10/29/90	1217.7	1291.3	824.9	837.4	979.5
10/30/90	1229.5	1296.1	825.3	835.8	982.6
10/31/90	1234.5	1291.5	824.1	830.4	983.6
11/1/90	1242.5	1290.3	822.6	826.2	984.6
11/2/90	1245.6	1290.1	820.0	821.0	982.7
11/3/90	1250.0	1290.6	816.4	814.7	979.4
11/4/90	1253.5	1285.8	812.1	808.4	974.9
11/5/90	1253.3	1279.7	807.8	804.3	970.4
11/6/90	1253.0	1277.6	804.4	801.0	966.2
11/7/90	1253.7	1277.2	801.2	798.5	961.3
11/8/90	1253.2	1276.4	798.5	794.3	957.7
11/9/90	1255.3	1280.6	796.0	790.0	953.6
11/10/90	1255.4	1283.5	793.7	785.3	950.8
11/11/90	1259.2	1289.9	790.6	780.0	946.3
11/12/90	1261.5	1293.9	787.6	774.5	943.1
11/13/90	1264.7	1294.8	783.8	770.7	939.7
11/14/90	1265.1	1292.1	780.6	770.1	937.3
11/15/90	1267.8	1294.3	776.2	766.2	933.9
11/16/90	1269.5	1294.0	772.8	762.5	931.4
11/17/90	1269.0	1295.4	768.4	757.4	928.2
11/18/90	1269.8	1297.9	763.2	749.7	925.2
11/19/90	1268.6	1289.1	759.2	751.7	923.0
11/20/90	1268.7	1289.7	756.1	750.4	921.5

## Daily DSM2 Model Output

	DB3	DB4	DB3	DB4	DB3
Date	Avg Of B1	Avg Of B1	Avg Of B2	Avg Of B2	Avg Of H3
11/21/90	1267.5	1288.7	753.1	748.6	919.9
11/22/90	1267.0	1292.2	750.3	744.0	918.6
11/23/90	1267.6	1295.2	747.5	738.5	918.2
11/24/90	1270.3	1296.0	744.9	733.6	919.4
11/25/90	1270.9	1293.8	742.6	733.8	920.2
11/26/90	1272.0	1294.6	741.0	732.9	921.4
11/27/90	1272.2	1297.9	738.4	728.5	922.5
11/28/90	1273.7	1300.6	734.5	722.2	925.3
11/29/90	1274.7	1304.2	729.2	713.9	928.4
11/30/90	1279.7	1305.8	722.6	709.6	933.3
12/1/90	1279.5	1303.3	716.8	705.9	935.9
12/2/90	1280.7	1300.6	711.4	700.7	939.5
12/3/90	1281.1	1296.2	707.5	697.7	942.4
12/4/90	1280.2	1293.7	704.2	697.2	943.8
12/5/90	1279.3	1294.3	702.1	696.5	945.0
12/6/90	1279.5	1298.0	700.4	695.2	946.7
12/7/90	1280.5	1301.9	699.2	693.6	951.9
12/8/90	1283.8	1308.5	697.8	692.1	956.2
12/9/90	1287.7	1321.1	696.3	688.6	962.6
12/10/90	1293.0	1333.7	695.0	686.4	971.1
12/11/90	1302.6	1340.9	693.7	685.0	980.9
12/12/90	1305.8	1342.6	692.3	684.4	988.1
12/13/90	1311.2	1345.4	690.0	682.3	1001.4
12/14/90	1316.0	1347.0	686.9	675.9	1011.9
12/15/90	1316.1	1333.8	685.4	677.5	1023.0
12/16/90	1315.2	1326.3	683.8	678.9	1027.1
12/17/90	1312.4	1315.9	682.0	676.3	1034.2
12/18/90	1308.2	1301.7	680.0	672.6	1043.4
12/19/90	1304.0	1293.1	679.0	675.4	1048.3
12/20/90	1300.4	1285.5	678.6	676.7	1051.5
12/21/90	1295.8	1274.5	678.3	676.7	1057.6
12/22/90	1290.9	1264.1	678.1	676.8	1060.9
12/23/90	1284.2	1251.3	677.9	675.8	1065.5
12/24/90	1276.3	1237.7	677.5	674.3	1073.8
12/25/90	1262.8	1223.2	676.1	671.0	1084.4
12/26/90	1251.1	1207.0	675.1	667.5	1094.4
12/27/90	1235.9	1184.9	672.3	662.7	1106.3
12/28/90	1222.8	1177.8	670.2	662.0	1114.0
12/29/90	1208.4	1169.8	667.7	661.8	1119.4
12/30/90	1197.0	1153.9	665.6	659.9	1123.9
12/31/90	1182.9	1146.0	664.1	659.6	1128.7
1/1/91	1171.4	1140.4	664.0	661.2	1128.2
1/2/91	1160.0	1126.3	664.4	662.7	1128.5
1/3/91	1151.1	1110.7	665.1	663.7	1129.0
1/4/91	1145.0	1105.0	666.5	667.4	1129.1

## Daily DSM2 Model Output

	DB3	DB4	DB3	DB4	DB3
Date	Avg Of B1	Avg Of B1	Avg Of B2	Avg Of B2	Avg Of H3
1/5/91	1139.6	1103.7	667.9	669.0	1129.9
1/6/91	1131.2	1096.7	669.4	670.1	1130.3
1/7/91	1124.0	1085.9	671.2	671.2	1131.1
1/8/91	1112.8	1061.9	672.5	670.4	1133.1
1/9/91	1107.2	1068.9	673.9	672.2	1132.6
1/10/91	1099.5	1064.5	675.0	673.3	1133.0
1/11/91	1095.1	1055.8	676.0	674.3	1132.0
1/12/91	1084.6	1049.6	676.7	675.4	1131.6
1/13/91	1078.8	1044.9	677.8	676.8	1130.6
1/14/91	1072.5	1037.7	678.8	678.1	1129.5
1/15/91	1063.3	1029.8	679.7	678.9	1128.2
1/16/91	1057.0	1020.0	680.6	679.7	1126.9
1/17/91	1047.8	1009.7	681.7	680.8	1126.2
1/18/91	1041.1	1004.7	683.0	683.3	1125.3
1/19/91	1034.8	995.9	684.5	685.4	1125.1
1/20/91	1031.9	996.5	686.0	686.3	1124.8
1/21/91	1026.9	992.7	687.4	687.8	1124.5
1/22/91	1020.5	984.3	689.0	693.3	1124.3
1/23/91	1011.3	977.0	690.2	688.4	1124.0
1/24/91	1001.5	958.0	690.5	685.7	1122.7
1/25/91	989.6	949.3	690.7	684.2	1120.2
1/26/91	984.6	951.7	690.5	685.1	1117.9
1/27/91	977.2	947.5	690.6	685.8	1114.8
1/28/91	969.3	943.6	690.8	687.0	1112.1
1/29/91	962.0	939.4	691.4	689.3	1109.3
1/30/91	957.1	931.4	692.2	690.2	1107.2
1/31/91	953.3	931.8	693.6	692.5	1105.8
2/1/91	948.5	931.6	695.0	692.2	1103.5
2/2/91	947.6	941.5	697.0	696.6	1102.9
2/3/91	946.3	943.3	699.1	699.0	1101.2
2/4/91	945.4	944.4	701.4	700.9	1099.8
2/5/91	944.8	944.5	703.5	702.7	1097.4
2/6/91	944.3	942.8	705.5	705.6	1093.0
2/7/91	943.6	941.8	707.0	702.2	1087.2
2/8/91	942.8	940.9	708.3	702.6	1083.4
2/9/91	941.6	939.6	709.4	702.9	1073.7
2/10/91	940.8	939.6	710.7	705.5	1068.9
2/11/91	940.1	939.7	711.8	707.6	1063.3
2/12/91	939.7	940.9	713.4	712.2	1059.3
2/13/91	939.4	940.5	714.5	712.1	1050.9
2/14/91	939.6	940.0	715.9	712.6	1045.3
2/15/91	940.0	940.9	717.3	715.6	1039.3
2/16/91	940.9	943.1	719.3	719.3	1037.0
2/17/91	942.2	944.8	721.3	722.5	1032.8
2/18/91	943.6	946.5	723.3	723.9	1028.3

## Daily DSM2 Model Output

	DB3	DB4	DB3	DB4	DB3
Date	Avg Of B1	Avg Of B1	Avg Of B2	Avg Of B2	Avg Of H3
2/19/91	945.3	947.3	725.1	724.0	1020.8
2/20/91	946.3	945.8	726.0	721.2	1009.7
2/21/91	947.3	945.6	726.6	719.6	997.4
2/22/91	948.1	945.4	727.5	718.7	991.1
2/23/91	948.1	944.9	727.4	718.3	978.5
2/24/91	948.3	945.1	728.3	719.4	970.8
2/25/91	948.3	945.2	728.3	720.5	959.5
2/26/91	948.2	943.0	728.2	717.3	950.1
2/27/91	947.5	938.9	726.8	712.0	933.0
2/28/91	946.1	931.9	726.2	708.9	925.8
3/1/91	946.2	931.2	727.4	714.7	922.0
3/2/91	943.7	918.8	726.5	709.3	914.0
3/3/91	937.6	902.8	724.3	702.6	901.2
3/4/91	934.5	906.2	724.6	709.0	896.9
3/5/91	935.0	909.3	726.3	713.8	897.8
3/6/91	929.7	896.7	725.0	710.1	889.2
3/7/91	923.6	873.4	724.3	702.9	881.1
3/8/91	907.9	837.7	722.2	690.3	872.6
3/9/91	901.7	826.5	720.5	685.2	864.1
3/10/91	901.4	838.4	720.2	693.8	862.0
3/11/91	895.9	826.1	719.3	690.5	857.2
3/12/91	885.8	812.4	716.7	685.2	847.4
3/13/91	882.5	833.3	717.0	696.0	845.4
3/14/91	877.2	841.8	716.7	699.7	841.0
3/15/91	872.4	841.8	716.5	699.1	837.2
3/16/91	863.4	821.1	713.7	689.4	828.9
3/17/91	857.3	824.8	712.5	694.0	824.7
3/18/91	849.6	813.1	711.8	690.6	818.9
3/19/91	842.2	807.1	708.9	688.9	810.7
3/20/91	840.9	824.1	709.8	699.8	810.7
3/21/91	839.5	834.2	711.2	706.1	810.3
3/22/91	837.2	829.7	712.1	702.9	808.5
3/23/91	835.0	821.9	712.9	700.6	806.1
3/24/91	832.6	816.9	712.4	696.6	803.9
3/25/91	831.5	822.8	713.1	699.8	803.0
3/26/91	831.0	830.1	715.0	708.8	802.9
3/27/91	831.7	833.8	716.7	713.1	803.3
3/28/91	833.4	837.4	718.2	715.3	803.9
3/29/91	835.9	839.4	719.6	714.9	804.6
3/30/91	838.2	841.6	720.9	714.7	805.2
3/31/91	840.9	843.3	721.8	715.2	805.3
4/1/91	843.0	846.0	723.6	720.9	806.4
4/2/91	844.3	841.5	725.0	721.2	806.9
4/3/91	843.6	831.5	726.0	719.5	806.8
4/4/91	841.0	813.8	726.3	717.7	804.7

## Daily DSM2 Model Output

	DB3	DB4	DB3	DB4	DB3
Date	Avg Of B1	Avg Of B1	Avg Of B2	Avg Of B2	Avg Of H3
4/5/91	833.2	782.7	727.4	714.3	802.1
4/6/91	831.4	778.2	728.3	719.3	800.5
4/7/91	827.4	761.9	730.3	720.6	800.5
4/8/91	821.8	741.9	730.8	719.7	795.4
4/9/91	808.2	721.0	730.8	716.7	791.1
4/10/91	802.4	702.8	731.0	712.2	787.9
4/11/91	786.6	686.7	729.6	704.4	778.0
4/12/91	772.4	673.6	727.3	697.2	770.9
4/13/91	759.2	658.0	723.8	689.9	761.3
4/14/91	738.8	645.7	717.3	682.9	746.1
4/15/91	721.2	635.5	710.7	677.2	733.4
4/16/91	700.5	634.2	707.1	677.8	722.9
4/17/91	688.3	630.9	703.2	675.1	714.4
4/18/91	678.6	612.7	699.1	672.2	704.7
4/19/91	667.6	596.6	695.7	668.8	699.5
4/20/91	659.6	597.3	696.3	673.8	693.5
4/21/91	652.6	591.6	694.9	674.4	691.7
4/22/91	642.2	578.4	693.4	671.4	684.4
4/23/91	634.5	568.7	692.3	668.9	680.5
4/24/91	630.4	567.5	690.8	671.5	676.7
4/25/91	623.8	555.9	688.6	659.5	671.5
4/26/91	615.2	556.3	684.6	659.0	665.1
4/27/91	606.9	540.6	682.1	649.9	659.0
4/28/91	593.7	525.8	674.7	640.2	647.7
4/29/91	580.8	516.5	668.4	633.1	639.7
4/30/91	572.5	508.7	664.3	623.9	629.2
5/1/91	562.4	508.0	657.1	614.5	624.0
5/2/91	556.2	511.3	652.2	614.7	616.2
5/3/91	550.4	510.2	649.2	609.5	611.7
5/4/91	546.7	505.1	645.2	602.9	607.8
5/5/91	542.4	499.3	640.1	598.3	602.7
5/6/91	537.3	490.7	634.8	590.3	597.8
5/7/91	533.9	485.8	631.6	581.1	594.4
5/8/91	527.8	485.8	625.5	578.7	589.0
5/9/91	524.2	476.3	621.3	566.4	582.9
5/10/91	514.4	468.2	610.9	557.0	573.8
5/11/91	507.8	466.9	599.8	553.7	565.3
5/12/91	499.0	458.7	592.0	542.8	556.5
5/13/91	488.8	455.5	579.3	538.2	545.5
5/14/91	480.7	452.7	570.1	534.4	534.9
5/15/91	476.7	448.2	565.0	528.2	531.1
5/16/91	470.8	450.4	558.4	530.2	525.1
5/17/91	468.3	452.2	554.8	531.3	521.2
5/18/91	465.8	450.1	551.6	527.4	518.5
5/19/91	463.7	448.4	548.4	525.5	515.9

## Daily DSM2 Model Output

	DB3	DB4	DB3	DB4	DB3
Date	Avg Of B1	Avg Of B1	Avg Of B2	Avg Of B2	Avg Of H3
5/20/91	461.7	442.7	545.2	518.1	512.8
5/21/91	459.9	443.8	541.7	515.1	510.6
5/22/91	458.3	445.4	538.9	513.7	508.3
5/23/91	456.7	444.6	535.6	509.9	505.3
5/24/91	454.7	443.1	530.6	504.3	502.0
5/25/91	453.0	442.6	527.1	500.2	498.9
5/26/91	451.4	442.8	521.4	496.6	495.3
5/27/91	450.9	444.5	519.1	495.7	492.0
5/28/91	449.9	444.6	515.0	492.4	490.5
5/29/91	449.3	446.2	511.8	492.6	488.9
5/30/91	449.9	448.9	511.3	493.2	487.8
5/31/91	450.3	449.5	510.3	490.8	487.3
6/1/91	450.7	453.2	508.2	491.9	485.9
6/2/91	451.6	457.2	507.7	496.0	486.1
6/3/91	452.9	460.2	507.4	496.8	486.2
6/4/91	454.5	462.5	506.9	496.0	486.5
6/5/91	456.3	465.3	506.8	498.4	487.1
6/6/91	458.0	468.5	506.6	499.0	487.6
6/7/91	459.7	467.4	505.4	494.8	487.6
6/8/91	460.9	466.9	503.6	490.3	487.0
6/9/91	462.2	468.2	500.7	488.5	486.0
6/10/91	463.2	468.0	498.0	485.4	484.9
6/11/91	464.0	468.4	495.9	483.1	483.7
6/12/91	465.0	469.2	493.9	483.3	483.0
6/13/91	466.0	470.6	492.8	484.5	482.7
6/14/91	467.0	472.7	492.1	486.3	482.7
6/15/91	468.4	476.0	492.5	489.8	483.5
6/16/91	470.0	478.3	493.1	491.3	484.5
6/17/91	471.9	481.7	493.9	493.4	485.8
6/18/91	473.8	485.3	494.7	497.1	487.1
6/19/91	475.7	486.7	495.6	495.9	488.5
6/20/91	478.1	492.9	496.4	497.9	490.1
6/21/91	480.2	492.7	497.0	496.2	491.4
6/22/91	482.9	495.8	497.5	497.3	493.0
6/23/91	485.5	499.7	498.3	498.6	494.7
6/24/91	487.8	502.3	498.7	501.0	496.2
6/25/91	490.7	505.9	499.8	502.0	498.2
6/26/91	493.4	508.1	500.5	502.6	499.9
6/27/91	495.7	511.6	501.5	504.5	501.7
6/28/91	497.9	511.9	502.5	506.5	503.3
6/29/91	500.5	515.7	504.0	510.1	505.3
6/30/91	503.5	520.4	505.6	512.3	507.7
7/1/91	506.1	526.0	507.3	514.7	509.9
7/2/91	509.0	529.5	509.0	517.6	512.1
7/3/91	512.5	533.3	510.9	520.7	515.0



## Daily DSM2 Model Output

	DB3	DB4	DB3	DB4	DB3
Date	Avg Of B1	Avg Of B1	Avg Of B2	Avg Of B2	Avg Of H3
7/4/91	516.2	538.1	513.0	522.2	518.0
7/5/91	520.5	541.0	515.2	524.0	521.3
7/6/91	525.6	546.2	517.8	527.2	525.4
7/7/91	530.4	551.8	520.2	530.8	529.0
7/8/91	535.2	556.9	522.4	532.6	533.2
7/9/91	539.8	560.0	525.1	535.6	536.8
7/10/91	543.8	562.8	527.6	538.1	540.5
7/11/91	547.7	565.4	530.0	540.6	543.8
7/12/91	550.8	568.5	532.3	543.8	546.5
7/13/91	553.8	571.7	534.7	546.7	549.1
7/14/91	556.5	576.5	536.9	550.9	551.9
7/15/91	559.9	581.4	539.7	554.9	555.0
7/16/91	562.9	585.9	542.1	558.9	557.8
7/17/91	567.2	590.5	545.3	562.4	562.0
7/18/91	571.4	597.2	548.7	567.9	566.2
7/19/91	576.5	603.0	552.9	572.6	571.1
7/20/91	581.0	610.1	556.5	578.8	575.6
7/21/91	586.1	615.6	560.6	583.8	580.5
7/22/91	591.4	621.7	565.2	589.7	586.0
7/23/91	596.8	626.3	569.3	594.0	590.5
7/24/91	600.6	629.8	573.3	597.6	595.4
7/25/91	606.0	633.1	577.3	601.4	600.3
7/26/91	608.7	636.4	580.8	604.3	603.0
7/27/91	612.5	639.3	584.4	607.9	606.8
7/28/91	617.0	645.4	588.2	612.6	611.3
7/29/91	620.3	650.0	591.3	617.0	614.9
7/30/91	623.6	654.0	594.7	621.0	618.0
7/31/91	627.6	657.2	597.9	622.1	622.1
8/1/91	631.6	660.8	601.1	623.5	625.7
8/2/91	636.0	666.9	604.3	627.4	630.3
8/3/91	641.0	671.9	607.9	629.8	635.2
8/4/91	647.0	676.4	611.7	633.2	640.4
8/5/91	654.5	678.4	615.5	634.6	646.3
8/6/91	658.2	681.4	619.6	636.8	652.0
8/7/91	662.3	685.5	621.8	639.1	655.2
8/8/91	665.6	689.8	624.2	641.1	658.6
8/9/91	668.6	692.0	626.2	642.5	661.5
8/10/91	672.0	694.9	628.0	643.7	664.6
8/11/91	673.5	699.0	629.4	645.0	666.1
8/12/91	676.8	705.4	630.9	648.2	669.3
8/13/91	680.2	715.0	632.7	651.9	672.7
8/14/91	685.2	720.5	634.7	652.9	676.7
8/15/91	690.9	724.4	637.6	654.9	681.7
8/16/91	694.5	732.8	638.9	658.2	686.0
8/17/91	699.8	745.9	641.2	663.8	691.0

## Daily DSM2 Model Output

	DB3	DB4	DB3	DB4	DB3
Date	Avg Of B1	Avg Of B1	Avg Of B2	Avg Of B2	Avg Of H3
8/18/91	706.8	755.3	643.7	668.1	697.4
8/19/91	713.2	763.4	646.4	672.3	703.2
8/20/91	719.3	768.5	649.3	675.4	709.6
8/21/91	725.4	774.5	652.0	679.3	715.6
8/22/91	731.7	781.1	655.4	683.5	721.1
8/23/91	738.4	786.8	658.8	687.9	728.2
8/24/91	742.6	789.0	661.3	690.0	732.0
8/25/91	747.7	790.0	664.5	691.9	736.7
8/26/91	752.6	794.2	667.5	696.4	741.5
8/27/91	756.7	795.7	670.3	698.7	745.5
8/28/91	760.4	796.7	673.5	700.3	748.8
8/29/91	764.9	798.7	676.3	703.0	752.5
8/30/91	769.1	800.3	680.4	705.3	757.1
8/31/91	774.9	805.8	683.1	705.7	760.6
9/1/91	778.5	808.4	685.6	707.0	765.6
9/2/91	781.4	807.0	687.8	706.5	767.7
9/3/91	786.5	810.1	690.8	709.3	772.4
9/4/91	789.9	812.6	692.7	712.7	775.2
9/5/91	791.5	813.5	694.7	713.3	777.1
9/6/91	793.6	814.8	696.0	713.0	778.7
9/7/91	795.0	817.9	697.4	715.8	780.2
9/8/91	797.7	822.5	699.0	717.6	782.8
9/9/91	799.6	825.3	700.2	716.2	784.4
9/10/91	803.3	833.6	701.8	717.9	788.3
9/11/91	808.4	843.9	702.9	719.8	791.5
9/12/91	812.7	854.2	704.4	721.2	796.3
9/13/91	820.3	865.8	706.0	724.0	801.9
9/14/91	826.2	878.1	707.0	726.4	806.3
9/15/91	832.8	889.5	709.1	728.5	814.4
9/16/91	839.0	900.5	710.4	732.0	819.5
9/17/91	848.3	910.9	712.5	734.4	828.4
9/18/91	855.4	922.7	714.4	738.0	835.2
9/19/91	866.4	934.9	717.2	742.1	845.5
9/20/91	875.7	949.2	719.8	747.3	854.1
9/21/91	882.0	956.1	720.7	748.5	858.7
9/22/91	890.7	961.5	723.2	750.5	868.1
9/23/91	900.2	970.9	725.9	754.2	874.9
9/24/91	910.7	981.4	729.0	757.9	884.7
9/25/91	921.0	987.6	732.1	759.1	894.3
9/26/91	934.6	995.8	735.6	760.4	904.5
9/27/91	939.8	1005.7	737.9	762.3	913.4
9/28/91	952.5	1011.7	740.3	762.1	921.4
9/29/91	957.4	1016.6	742.4	762.6	928.8
9/30/91	961.8	1087.4	743.0	767.5	933.1

### Daily DSM2 Model Output

	DB3	DB4	DB3	DB4	DB3
Date	Avg Of B1	Avg Of B1	Avg Of B2	Avg Of B2	Avg Of H3
Average =	609.8	612.3	501.4	498.5	538.1

## Daily DSM2

	DB4	DB3	DB4	DB3	DB4
Date	Avg Of H3	Avg Of H4	Avg Of H4	Avg Of NAA	Avg Of NAA
10/1/74	7.2	2.4	6.7	3.0	6.5
10/2/74	12.4	4.8	12.5	6.9	15.3
10/3/74	16.4	8.1	16.4	9.9	17.6
10/4/74	20.6	11.7	20.4	13.6	20.6
10/5/74	23.4	14.4	23.5	16.9	23.2
10/6/74	27.3	17.7	27.3	20.2	28.6
10/7/74	30.8	21.3	30.5	23.0	27.4
10/8/74	35.2	24.7	33.4	25.5	29.5
10/9/74	39.6	28.7	37.1	28.1	33.9
10/10/74	45.3	33.4	42.0	30.6	33.7
10/11/74	51.5	38.5	47.6	33.6	37.8
10/12/74	57.8	44.5	53.7	36.5	42.6
10/13/74	64.1	50.2	59.0	40.6	48.2
10/14/74	69.7	56.6	66.8	44.8	54.9
10/15/74	75.3	62.2	70.4	49.4	60.6
10/16/74	79.4	66.5	73.9	54.6	67.9
10/17/74	81.7	69.9	76.5	59.4	74.5
10/18/74	85.2	72.7	79.7	65.0	81.5
10/19/74	88.9	75.7	82.8	70.9	89.2
10/20/74	90.7	78.0	85.7	75.8	97.0
10/21/74	95.1	80.6	90.2	81.4	101.2
10/22/74	98.2	82.6	92.1	85.6	107.2
10/23/74	100.0	85.1	96.1	90.6	110.5
10/24/74	103.7	88.1	99.0	96.0	115.3
10/25/74	105.7	90.6	101.5	98.8	118.8
10/26/74	109.8	93.8	105.1	106.3	125.4
10/27/74	112.1	97.1	107.9	112.1	129.0
10/28/74	112.5	100.1	109.8	116.0	131.0
10/29/74	116.9	103.4	113.3	120.3	136.3
10/30/74	120.9	107.1	118.2	126.3	140.7
10/31/74	121.3	110.3	117.6	131.0	143.3
11/1/74	123.7	113.9	120.2	135.7	147.6
11/2/74	125.4	117.3	121.8	139.5	151.1
11/3/74	129.0	121.0	125.3	143.5	155.9
11/4/74	134.9	126.5	130.7	147.7	161.7
11/5/74	142.6	133.8	137.5	151.7	165.0
11/6/74	150.8	141.5	145.1	156.5	169.3
11/7/74	159.0	149.7	152.8	160.5	171.9
11/8/74	167.3	157.6	160.8	164.6	176.9
11/9/74	176.8	166.7	170.2	168.9	180.9
11/10/74	187.3	176.9	180.4	173.3	184.2
11/11/74	198.0	187.3	190.8	177.5	187.4
11/12/74	209.3	198.2	201.8	181.4	190.8
11/13/74	220.6	209.0	212.9	184.9	191.6
11/14/74	230.6	219.6	222.7	188.5	195.0

## Daily DSM2

	DB4	DB3	DB4	DB3	DB4
Date	Avg Of H3	Avg Of H4	Avg Of H4	Avg Of NAA	Avg Of NAA
11/15/74	240.9	230.2	232.9	191.4	197.3
11/16/74	251.3	240.5	243.3	194.6	201.1
11/17/74	261.5	250.7	253.5	197.4	205.1
11/18/74	271.1	260.2	263.2	200.0	207.4
11/19/74	280.7	269.6	272.9	203.3	210.1
11/20/74	290.5	280.2	282.9	206.5	212.0
11/21/74	297.8	287.6	290.4	208.5	215.1
11/22/74	304.0	293.5	296.7	210.6	217.5
11/23/74	312.0	301.1	304.9	213.7	218.8
11/24/74	320.1	309.7	313.2	215.9	219.3
11/25/74	328.2	317.8	321.4	218.1	221.5
11/26/74	337.3	326.8	330.8	220.3	222.6
11/27/74	346.6	336.6	340.3	222.5	222.7
11/28/74	356.0	346.2	350.0	224.3	223.8
11/29/74	364.4	355.3	358.7	226.1	225.9
11/30/74	382.1	364.8	374.8	228.0	226.6
12/1/74	404.8	377.7	399.4	228.8	226.1
12/2/74	370.6	375.1	372.1	228.0	224.1
12/3/74	349.2	369.6	348.6	229.4	224.5
12/4/74	342.1	364.1	341.0	229.3	224.6
12/5/74	333.3	357.2	332.1	229.1	223.6
12/6/74	323.2	358.5	322.3	230.5	224.0
12/7/74	314.9	345.7	314.1	229.4	222.9
12/8/74	302.8	338.0	302.2	228.5	222.0
12/9/74	293.2	332.6	292.7	228.1	219.0
12/10/74	288.7	325.7	288.2	227.1	217.9
12/11/74	283.0	315.1	282.5	225.3	217.4
12/12/74	280.9	313.2	280.5	226.5	217.9
12/13/74	275.5	307.5	275.1	224.6	219.4
12/14/74	271.2	300.1	270.8	225.5	218.7
12/15/74	266.3	297.0	266.0	225.1	218.7
12/16/74	263.3	291.4	263.0	225.1	219.6
12/17/74	259.8	290.7	259.6	226.3	221.8
12/18/74	258.5	286.0	258.2	227.3	223.2
12/19/74	259.2	281.0	258.9	228.7	226.5
12/20/74	257.3	282.6	257.0	230.8	229.1
12/21/74	260.1	280.3	259.8	232.4	233.0
12/22/74	254.9	276.8	254.6	234.5	238.0
12/23/74	254.2	271.6	253.8	238.7	241.9
12/24/74	256.2	270.8	255.8	243.9	248.8
12/25/74	259.6	269.0	259.2	249.7	257.8
12/26/74	263.8	268.7	263.4	260.6	273.5
12/27/74	273.4	273.6	273.0	269.9	295.3
12/28/74	283.9	277.1	283.4	275.5	316.7
12/29/74	302.6	284.8	302.1	299.0	361.5

## Daily DSM2

	DB4	DB3	DB4	DB3	DB4
Date	Avg Of H3	Avg Of H4	Avg Of H4	Avg Of NAA	Avg Of NAA
12/30/74	318.8	291.0	318.2	312.8	394.8
12/31/74	334.7	297.6	334.1	330.5	430.8
1/1/75	326.6	303.4	326.1	350.6	435.8
1/2/75	328.7	310.1	328.2	374.5	452.8
1/3/75	335.8	317.4	335.3	386.6	464.6
1/4/75	342.4	324.0	341.9	404.2	489.2
1/5/75	355.2	333.7	354.7	435.8	530.7
1/6/75	365.4	340.0	365.0	453.8	545.9
1/7/75	366.3	347.1	365.9	480.7	563.6
1/8/75	367.9	353.0	367.5	485.7	549.8
1/9/75	373.8	359.6	373.3	499.8	574.1
1/10/75	379.1	366.4	378.6	514.2	576.1
1/11/75	384.9	372.8	384.5	525.3	581.4
1/12/75	392.8	380.9	392.3	535.5	594.9
1/13/75	401.7	388.8	401.3	551.4	598.7
1/14/75	407.8	396.0	407.3	558.3	602.3
1/15/75	414.1	402.5	413.7	566.5	601.2
1/16/75	421.7	409.4	421.2	574.6	603.5
1/17/75	428.0	415.4	427.5	578.5	600.3
1/18/75	435.1	423.2	434.7	582.5	598.3
1/19/75	442.4	429.3	442.0	587.1	597.0
1/20/75	451.4	436.7	451.0	590.1	593.1
1/21/75	455.5	443.4	455.1	591.5	587.6
1/22/75	462.1	450.9	461.7	591.9	582.5
1/23/75	469.2	458.1	468.8	591.3	577.4
1/24/75	474.4	464.9	474.0	589.1	571.0
1/25/75	479.7	471.5	479.4	588.1	568.0
1/26/75	485.3	477.9	484.9	586.7	568.1
1/27/75	495.2	484.8	494.8	583.9	560.9
1/28/75	497.8	491.2	497.4	581.4	556.1
1/29/75	504.7	497.7	504.3	575.7	559.2
1/30/75	511.8	504.7	511.5	574.6	543.0
1/31/75	518.3	511.3	517.9	567.7	543.0
2/1/75	523.1	516.1	522.8	569.7	550.4
2/2/75	528.8	520.9	528.4	569.8	552.7
2/3/75	534.1	527.5	533.8	567.4	541.0
2/4/75	539.7	531.5	539.4	568.9	549.6
2/5/75	542.5	536.3	542.2	566.6	544.6
2/6/75	544.8	540.4	544.5	565.6	542.9
2/7/75	547.3	544.0	547.0	565.7	543.7
2/8/75	549.8	547.8	549.5	565.3	543.7
2/9/75	553.9	551.2	553.6	565.9	547.9
2/10/75	559.5	555.2	559.2	568.2	556.3
2/11/75	564.5	558.6	564.2	568.8	551.8
2/12/75	568.6	562.7	568.4	568.1	546.6

## Daily DSM2

	DB4	DB3	DB4	DB3	DB4
Date	Avg Of H3	Avg Of H4	Avg Of H4	Avg Of NAA	Avg Of NAA
2/13/75	573.0	566.7	572.7	570.0	550.9
2/14/75	579.8	570.8	579.5	572.4	556.3
2/15/75	582.9	574.9	582.6	574.2	562.9
2/16/75	588.5	579.4	588.2	576.2	575.3
2/17/75	593.1	583.6	592.9	577.5	566.7
2/18/75	598.4	588.1	598.1	577.9	557.3
2/19/75	601.9	592.5	601.7	576.6	549.9
2/20/75	604.8	596.1	604.5	576.9	552.9
2/21/75	607.3	597.8	607.0	576.1	552.7
2/22/75	608.4	598.4	608.2	573.4	544.2
2/23/75	609.2	598.3	609.0	568.6	536.4
2/24/75	609.9	599.2	609.6	563.9	526.0
2/25/75	609.2	600.0	609.0	560.2	527.5
2/26/75	610.9	601.6	610.7	557.2	520.2
2/27/75	612.6	603.0	612.4	551.5	509.8
2/28/75	618.2	606.7	618.0	540.5	487.9
3/1/75	620.9	610.2	620.7	532.8	478.7
3/2/75	625.3	615.9	625.0	522.5	464.8
3/3/75	631.2	620.4	631.0	507.9	434.4
3/4/75	633.7	625.6	633.5	490.6	415.8
3/5/75	634.9	629.4	634.7	481.6	406.1
3/6/75	634.2	633.0	634.0	463.9	394.7
3/7/75	638.2	636.0	638.0	472.1	411.2
3/8/75	644.8	639.6	644.6	473.5	418.3
3/9/75	648.5	642.4	648.6	462.7	400.8
3/10/75	649.3	645.2	649.0	460.5	399.4
3/11/75	653.8	649.3	653.6	453.0	399.7
3/12/75	658.1	651.8	657.9	451.2	399.5
3/13/75	662.6	655.1	662.4	449.8	399.9
3/14/75	665.7	658.8	665.5	448.3	400.7
3/15/75	668.5	662.0	668.3	445.4	399.8
3/16/75	672.5	665.3	672.3	442.1	402.3
3/17/75	675.0	667.8	674.9	440.2	398.0
3/18/75	677.0	670.9	676.9	438.4	393.1
3/19/75	681.0	673.8	680.9	433.6	390.8
3/20/75	687.0	676.0	685.1	431.6	380.5
3/21/75	687.6	679.9	687.4	425.7	376.0
3/22/75	688.5	680.8	688.4	429.5	394.5
3/23/75	690.9	682.3	690.9	427.2	388.7
3/24/75	689.8	684.2	689.9	423.0	385.2
3/25/75	691.7	685.4	691.7	423.8	396.3
3/26/75	694.7	687.5	694.7	423.0	393.1
3/27/75	694.6	688.1	694.6	423.0	393.7
3/28/75	695.3	688.9	695.4	421.2	391.2
3/29/75	695.6	689.5	695.6	418.2	383.3

## Daily DSM2

	DB4	DB3	DB4	DB3	DB4
Date	Avg Of H3	Avg Of H4	Avg Of H4	Avg Of NAA	Avg Of NAA
3/30/75	694.8	690.7	694.9	415.7	383.8
3/31/75	695.4	690.3	695.8	417.0	399.9
4/1/75	692.8	687.8	693.0	416.9	420.5
4/2/75	689.0	681.8	689.2	415.9	424.4
4/3/75	681.2	672.7	681.4	414.8	423.8
4/4/75	672.9	664.4	673.0	413.8	423.3
4/5/75	665.4	656.0	665.5	413.3	422.8
4/6/75	659.1	649.9	659.2	414.1	423.2
4/7/75	652.8	643.1	652.9	414.6	424.3
4/8/75	646.3	637.5	646.4	415.8	425.1
4/9/75	641.1	632.6	641.2	417.4	426.6
4/10/75	636.2	627.0	636.2	418.4	427.5
4/11/75	629.7	622.2	629.7	419.7	428.8
4/12/75	627.2	617.2	627.2	421.1	430.5
4/13/75	617.7	611.6	617.7	422.0	431.2
4/14/75	611.1	606.3	611.1	423.1	431.3
4/15/75	606.2	602.1	606.2	424.2	432.7
4/16/75	603.4	598.3	603.5	424.8	433.2
4/17/75	600.7	594.6	600.8	425.3	433.8
4/18/75	598.0	590.8	598.0	425.9	434.6
4/19/75	596.1	587.6	596.2	427.1	437.4
4/20/75	591.4	582.9	591.5	427.7	438.0
4/21/75	586.1	578.5	586.2	428.1	438.2
4/22/75	582.7	575.1	582.7	429.1	439.9
4/23/75	576.9	570.8	577.0	430.1	440.2
4/24/75	570.9	567.1	570.9	430.9	439.3
4/25/75	568.5	564.1	568.5	431.8	439.5
4/26/75	565.3	560.9	565.4	432.3	440.5
4/27/75	561.8	557.5	561.9	432.5	440.5
4/28/75	558.7	553.6	558.8	432.8	441.4
4/29/75	555.7	550.2	555.7	433.3	441.7
4/30/75	555.7	548.7	555.7	434.1	444.1
5/1/75	557.2	549.8	557.3	435.5	448.3
5/2/75	552.1	550.6	552.2	437.0	452.9
5/3/75	544.6	549.8	544.6	438.7	453.8
5/4/75	541.3	549.7	541.4	440.8	456.6
5/5/75	532.4	548.9	532.4	442.7	460.4
5/6/75	522.3	544.7	522.4	445.5	463.5
5/7/75	515.1	541.8	515.1	448.1	463.5
5/8/75	508.4	537.7	508.4	450.6	463.7
5/9/75	504.5	532.3	504.5	453.5	464.7
5/10/75	499.9	526.9	499.9	455.4	465.2
5/11/75	490.0	520.3	490.0	457.1	465.9
5/12/75	480.5	513.8	480.5	459.0	464.2
5/13/75	481.9	507.8	481.9	460.6	466.1



## Daily DSM2

	DB4	DB3	DB4	DB3	DB4
Date	Avg Of H3	Avg Of H4	Avg Of H4	Avg Of NAA	Avg Of NAA
5/14/75	480.2	503.9	480.2	462.4	470.4
5/15/75	474.2	500.0	474.1	463.7	471.5
5/16/75	473.1	497.3	473.1	464.9	473.6
5/17/75	469.4	495.7	469.4	466.4	475.9
5/18/75	463.1	492.6	463.1	468.8	479.4
5/19/75	464.0	488.6	464.0	470.4	479.4
5/20/75	457.5	484.5	457.5	472.5	481.6
5/21/75	450.9	479.2	450.9	473.6	481.0
5/22/75	445.5	472.8	445.5	475.2	482.5
5/23/75	438.6	467.8	438.6	475.8	479.7
5/24/75	433.5	460.4	433.5	476.2	478.6
5/25/75	432.1	455.5	432.0	476.9	479.9
5/26/75	428.8	453.4	428.8	477.4	480.9
5/27/75	425.4	448.1	425.4	478.3	483.9
5/28/75	424.0	445.9	424.0	479.3	485.1
5/29/75	423.5	445.4	423.5	479.9	486.4
5/30/75	422.8	444.9	422.8	481.2	489.8
5/31/75	432.7	444.7	432.7	482.9	493.2
6/1/75	445.2	444.6	445.2	485.5	478.8
6/2/75	445.0	443.5	445.0	483.1	445.6
6/3/75	443.9	442.0	443.9	476.4	418.6
6/4/75	442.7	441.1	442.7	471.2	408.9
6/5/75	443.9	440.5	443.9	461.0	402.4
6/6/75	443.7	439.8	443.7	454.0	389.9
6/7/75	442.0	439.0	442.0	443.2	388.9
6/8/75	441.3	438.8	441.3	432.6	382.7
6/9/75	441.6	438.8	441.6	425.4	376.0
6/10/75	442.8	439.3	442.8	417.7	375.1
6/11/75	446.7	440.5	446.8	411.6	373.4
6/12/75	450.1	442.8	450.1	407.3	369.1
6/13/75	453.4	445.6	453.5	400.9	362.7
6/14/75	458.7	449.3	458.8	396.8	356.4
6/15/75	462.1	453.0	462.1	394.3	351.8
6/16/75	467.0	458.5	467.0	391.9	353.7
6/17/75	475.4	465.8	475.4	388.9	353.8
6/18/75	483.6	475.4	483.7	384.9	353.7
6/19/75	494.2	486.0	494.3	380.2	348.8
6/20/75	503.6	497.2	503.7	378.1	344.1
6/21/75	513.5	507.9	513.5	373.5	340.0
6/22/75	523.2	517.5	523.2	369.6	335.8
6/23/75	530.7	525.8	530.7	367.3	331.8
6/24/75	539.4	532.8	539.5	364.9	331.1
6/25/75	545.4	539.6	545.4	361.8	325.4
6/26/75	553.2	545.3	553.2	360.0	323.3
6/27/75	556.4	550.1	556.5	356.8	317.4

## Daily DSM2

	DB4	DB3	DB4	DB3	DB4
Date	Avg Of H3	Avg Of H4	Avg Of H4	Avg Of NAA	Avg Of NAA
6/28/75	561.3	554.4	561.3	354.4	316.4
6/29/75	565.4	558.0	565.5	353.6	316.3
6/30/75	566.6	560.8	566.2	348.8	293.7
7/1/75	549.3	562.6	553.1	337.2	271.9
7/2/75	516.8	560.9	529.0	314.5	271.4
7/3/75	487.4	554.8	502.4	307.6	268.6
7/4/75	479.6	547.4	493.6	302.0	268.7
7/5/75	472.7	537.8	486.2	295.7	268.9
7/6/75	472.8	528.9	485.0	295.1	272.8
7/7/75	461.7	520.2	474.8	294.1	270.0
7/8/75	454.2	511.5	468.6	293.4	271.1
7/9/75	450.1	505.5	465.4	293.2	272.6
7/10/75	440.3	499.2	456.7	294.4	276.1
7/11/75	430.7	492.0	448.6	294.7	280.4
7/12/75	423.2	486.6	441.0	295.4	284.0
7/13/75	417.5	482.2	435.0	296.9	286.3
7/14/75	419.1	477.4	438.2	298.9	292.2
7/15/75	413.2	472.8	434.0	301.0	297.5
7/16/75	405.0	467.1	427.2	303.4	299.2
7/17/75	403.5	461.6	422.9	305.5	303.0
7/18/75	395.9	455.4	415.2	307.5	304.6
7/19/75	393.1	449.3	412.4	310.3	308.4
7/20/75	389.9	444.8	408.9	313.7	312.5
7/21/75	384.7	439.6	402.6	317.0	316.6
7/22/75	381.7	435.9	400.1	320.4	322.6
7/23/75	376.8	432.0	398.3	324.2	326.8
7/24/75	372.2	428.7	390.6	328.4	330.6
7/25/75	369.7	425.9	388.0	332.3	334.3
7/26/75	369.7	422.5	387.5	335.6	336.3
7/27/75	366.7	421.5	384.0	338.6	338.0
7/28/75	365.0	420.2	385.1	341.9	340.9
7/29/75	364.7	418.5	385.2	344.2	341.4
7/30/75	357.9	416.5	379.7	347.1	342.0
7/31/75	351.9	412.1	369.6	344.4	339.0
8/1/75	358.9	407.6	372.8	343.2	338.3
8/2/75	359.2	402.9	371.2	342.4	334.1
8/3/75	353.0	397.4	366.0	342.4	334.8
8/4/75	355.3	393.2	367.9	343.7	338.8
8/5/75	354.8	389.8	367.1	345.8	341.9
8/6/75	355.6	387.5	367.6	348.9	348.0
8/7/75	350.3	385.3	364.6	352.6	354.4
8/8/75	346.0	382.7	357.0	356.0	361.7
8/9/75	343.7	381.0	356.4	358.9	367.4
8/10/75	338.7	377.6	348.9	364.3	372.7
8/11/75	342.6	376.2	353.0	368.5	377.4

## Daily DSM2

	DB4	DB3	DB4	DB3	DB4
Date	Avg Of H3	Avg Of H4	Avg Of H4	Avg Of NAA	Avg Of NAA
8/12/75	343.2	374.6	354.1	374.5	382.6
8/13/75	342.0	372.7	352.8	380.4	389.1
8/14/75	338.7	370.3	348.8	384.5	392.4
8/15/75	339.6	368.5	349.6	388.3	397.6
8/16/75	339.2	366.5	348.7	392.7	404.1
8/17/75	337.5	365.8	346.2	398.7	414.0
8/18/75	340.4	364.7	348.1	407.9	427.8
8/19/75	341.6	364.8	349.6	418.4	441.9
8/20/75	346.1	365.0	353.4	427.9	459.3
8/21/75	352.4	366.1	358.6	435.6	477.1
8/22/75	354.1	367.0	360.9	449.8	495.8
8/23/75	357.2	368.7	364.0	454.2	508.6
8/24/75	359.9	369.8	366.3	472.1	522.8
8/25/75	363.3	371.4	369.2	483.8	531.0
8/26/75	364.4	373.0	371.1	500.1	539.7
8/27/75	367.3	374.8	375.2	508.9	541.5
8/28/75	369.5	376.7	375.7	522.1	539.8
8/29/75	371.6	378.2	378.1	526.4	537.5
8/30/75	371.8	378.9	377.5	526.3	535.4
8/31/75	371.5	379.4	377.9	526.5	535.4
9/1/75	370.9	380.1	377.2	528.9	537.9
9/2/75	370.9	380.7	377.0	532.8	544.9
9/3/75	372.2	381.5	378.0	539.0	555.0
9/4/75	374.0	382.5	379.7	546.3	569.4
9/5/75	375.7	383.6	381.1	555.8	588.7
9/6/75	377.2	385.0	382.6	559.8	603.6
9/7/75	376.7	385.6	381.9	577.3	623.2
9/8/75	376.9	386.7	382.0	594.2	633.9
9/9/75	378.3	387.4	383.3	603.5	642.6
9/10/75	378.1	388.2	382.9	616.8	644.2
9/11/75	380.9	389.0	385.7	623.7	643.6
9/12/75	383.4	389.9	388.1	624.9	640.9
9/13/75	381.4	390.5	385.9	626.1	636.1
9/14/75	381.1	391.1	385.5	627.1	629.3
9/15/75	379.3	391.7	383.4	626.1	621.0
9/16/75	378.0	391.7	381.9	622.6	611.9
9/17/75	378.2	391.9	382.0	617.9	598.3
9/18/75	376.8	391.9	380.6	611.2	585.4
9/19/75	375.5	391.9	379.0	606.6	567.7
9/20/75	374.6	391.9	378.1	594.5	552.7
9/21/75	375.2	391.9	378.5	586.1	538.5
9/22/75	375.9	391.9	379.1	575.2	518.4
9/23/75	370.3	390.5	373.4	554.0	498.7
9/24/75	367.7	389.9	370.6	540.8	481.1
9/25/75	366.2	388.2	369.0	517.6	463.1

## Daily DSM2

	DB4	DB3	DB4	DB3	DB4
Date	Avg Of H3	Avg Of H4	Avg Of H4	Avg Of NAA	Avg Of NAA
9/26/75	368.1	387.2	370.9	505.2	454.4
9/27/75	367.6	386.3	370.2	495.0	444.5
9/28/75	363.6	384.6	366.1	490.9	430.4
9/29/75	363.5	382.5	366.0	480.5	424.0
9/30/75	362.8	381.2	365.2	472.0	425.2
10/1/75	367.4	379.7	369.9	468.4	418.8
10/2/75	370.6	378.3	373.2	458.5	407.1
10/3/75	372.6	377.6	375.2	450.8	398.0
10/4/75	373.2	377.1	375.8	439.4	389.5
10/5/75	373.5	377.1	376.0	428.9	381.1
10/6/75	375.3	377.4	377.7	419.5	373.0
10/7/75	377.2	378.3	379.7	410.8	363.8
10/8/75	378.5	379.8	380.9	397.2	349.4
10/9/75	381.3	381.6	383.7	389.5	343.8
10/10/75	384.1	383.4	386.4	382.5	340.2
10/11/75	386.2	385.6	388.5	378.2	336.0
10/12/75	388.8	388.0	391.1	372.3	329.4
10/13/75	392.1	390.7	394.3	366.1	323.7
10/14/75	395.2	393.3	397.4	358.0	317.2
10/15/75	398.2	395.7	400.3	351.7	310.6
10/16/75	400.4	398.1	402.5	344.2	302.6
10/17/75	401.3	400.2	403.4	337.9	297.0
10/18/75	401.8	402.0	403.8	333.7	292.8
10/19/75	401.7	403.2	403.8	326.0	286.7
10/20/75	401.3	404.3	403.4	320.5	282.6
10/21/75	402.8	405.1	404.8	316.9	280.1
10/22/75	404.3	405.8	406.4	312.2	275.6
10/23/75	404.7	406.4	406.7	306.6	271.0
10/24/75	404.4	406.9	406.3	301.5	267.2
10/25/75	402.0	407.3	404.0	292.6	261.8
10/26/75	404.7	407.5	406.7	293.2	266.8
10/27/75	405.1	407.8	407.0	290.8	266.3
10/28/75	404.5	408.1	406.3	287.1	262.1
10/29/75	402.8	408.3	404.5	286.0	261.2
10/30/75	403.7	408.5	405.3	280.1	257.2
10/31/75	404.1	408.3	405.7	277.7	253.5
11/1/75	406.5	408.3	408.1	276.5	260.1
11/2/75	408.3	408.7	409.9	275.6	263.4
11/3/75	409.4	409.4	410.9	274.2	262.5
11/4/75	410.9	410.4	412.4	274.3	262.5
11/5/75	412.7	411.9	414.2	274.5	265.8
11/6/75	415.4	413.7	416.8	274.9	268.9
11/7/75	418.5	415.9	419.9	275.5	269.2
11/8/75	420.9	418.1	422.3	276.1	267.5
11/9/75	422.8	420.6	424.1	276.3	268.5

## Daily DSM2

	DB4	DB3	DB4	DB3	DB4
Date	Avg Of H3	Avg Of H4	Avg Of H4	Avg Of NAA	Avg Of NAA
11/10/75	425.1	423.0	426.5	277.4	270.9
11/11/75	429.4	426.0	430.7	278.1	270.4
11/12/75	432.9	429.5	434.2	278.1	267.8
11/13/75	436.3	433.0	437.5	278.0	266.9
11/14/75	439.7	436.6	440.8	278.2	267.5
11/15/75	442.7	440.4	443.8	278.3	269.1
11/16/75	446.8	444.3	447.9	278.8	271.0
11/17/75	450.5	448.4	451.6	279.2	270.2
11/18/75	454.9	452.8	456.0	279.7	268.9
11/19/75	459.6	457.3	460.5	279.6	268.6
11/20/75	463.7	461.6	464.6	279.7	270.1
11/21/75	467.8	465.7	468.7	280.3	270.6
11/22/75	471.5	469.3	472.4	281.0	271.7
11/23/75	475.2	472.7	476.0	281.6	272.5
11/24/75	479.7	476.2	480.5	281.5	271.2
11/25/75	482.3	479.5	483.1	281.2	271.1
11/26/75	485.6	482.9	486.3	281.8	271.3
11/27/75	488.6	486.0	489.3	281.5	270.1
11/28/75	491.6	488.8	492.3	282.2	274.7
11/29/75	494.4	491.5	495.1	282.9	273.9
11/30/75	498.0	494.8	498.6	282.0	269.2
12/1/75	497.2	498.2	499.1	274.0	252.1
12/2/75	452.8	490.4	465.1	268.4	247.1
12/3/75	408.6	477.8	425.7	262.8	241.8
12/4/75	386.7	460.0	402.3	257.7	238.0
12/5/75	377.6	450.4	396.4	256.5	236.1
12/6/75	360.2	440.7	379.4	251.6	232.5
12/7/75	346.7	432.3	364.8	249.8	229.2
12/8/75	339.0	419.2	356.9	246.1	227.5
12/9/75	339.3	412.7	357.9	247.0	229.6
12/10/75	322.9	405.0	341.3	245.3	224.7
12/11/75	308.7	385.8	324.7	240.3	222.1
12/12/75	298.3	379.8	319.8	237.4	220.6
12/13/75	297.9	375.8	319.0	237.3	221.1
12/14/75	289.5	363.1	306.7	233.7	220.8
12/15/75	283.1	349.2	297.8	230.2	219.9
12/16/75	280.6	341.6	294.9	229.0	220.2
12/17/75	277.0	337.2	291.7	228.9	222.6
12/18/75	274.9	328.7	289.2	231.0	223.7
12/19/75	273.6	325.7	286.1	232.5	228.2
12/20/75	273.3	321.4	285.5	234.9	235.0
12/21/75	276.7	316.2	287.4	238.6	243.0
12/22/75	281.1	315.1	287.7	242.5	252.3
12/23/75	286.9	309.6	289.5	249.6	262.0
12/24/75	290.6	309.7	292.0	254.1	271.4

## Daily DSM2

	DB4	DB3	DB4	DB3	DB4
Date	Avg Of H3	Avg Of H4	Avg Of H4	Avg Of NAA	Avg Of NAA
12/25/75	294.7	307.8	292.9	260.8	283.6
12/26/75	300.0	306.4	293.7	271.4	297.6
12/27/75	308.3	306.3	296.7	280.9	311.1
12/28/75	317.1	307.0	301.6	294.9	327.7
12/29/75	328.4	308.8	308.7	311.9	344.9
12/30/75	342.6	311.9	317.2	325.3	367.0
12/31/75	353.6	316.1	326.7	333.8	392.9
1/1/76	348.3	320.0	331.5	342.8	395.4
1/2/76	351.3	324.3	335.2	356.8	415.4
1/3/76	355.3	329.1	339.7	368.4	437.2
1/4/76	360.0	333.8	344.6	387.1	456.7
1/5/76	362.5	338.0	348.0	397.9	478.3
1/6/76	368.4	342.7	354.1	417.6	493.9
1/7/76	375.6	348.3	360.8	429.8	516.1
1/8/76	383.1	354.8	367.7	446.9	528.9
1/9/76	386.6	360.6	384.2	459.7	543.9
1/10/76	393.6	365.9	378.2	477.3	572.3
1/11/76	409.6	372.8	390.7	499.4	579.3
1/12/76	410.4	379.3	393.8	513.6	578.1
1/13/76	412.0	384.8	395.8	523.1	578.6
1/14/76	416.6	391.0	400.5	533.8	576.5
1/15/76	423.0	397.3	406.7	540.8	576.5
1/16/76	428.0	403.5	411.7	550.3	578.4
1/17/76	433.4	409.4	417.1	554.8	578.7
1/18/76	439.1	415.2	422.9	560.7	580.3
1/19/76	443.4	420.5	427.4	565.8	583.1
1/20/76	450.3	425.8	434.3	572.2	587.5
1/21/76	455.9	432.0	439.9	576.0	589.4
1/22/76	462.7	439.0	446.8	580.2	592.4
1/23/76	468.3	444.9	452.3	584.5	595.0
1/24/76	474.2	451.2	458.3	589.4	598.4
1/25/76	480.4	457.0	464.5	592.4	600.4
1/26/76	486.2	462.8	470.3	595.3	603.1
1/27/76	494.1	469.5	478.0	597.8	600.3
1/28/76	498.0	475.6	482.2	599.6	598.4
1/29/76	502.7	481.4	487.0	600.9	598.1
1/30/76	508.1	486.5	492.5	601.9	597.8
1/31/76	517.2	493.2	501.6	604.1	599.8
2/1/76	523.8	499.5	508.2	606.6	602.4
2/2/76	523.2	504.5	507.5	609.0	604.4
2/3/76	514.8	506.4	498.9	611.3	606.6
2/4/76	510.0	508.2	494.1	614.4	611.6
2/5/76	507.1	509.3	491.5	617.5	616.3
2/6/76	503.8	508.9	488.5	620.1	618.4
2/7/76	493.9	507.5	479.1	623.2	620.7

## Daily DSM2

	DB4	DB3	DB4	DB3	DB4
Date	Avg Of H3	Avg Of H4	Avg Of H4	Avg Of NAA	Avg Of NAA
2/8/76	475.5	503.4	461.2	625.7	620.7
2/9/76	485.9	503.8	471.9	628.8	626.0
2/10/76	487.2	503.0	473.5	631.4	630.1
2/11/76	476.6	500.2	463.5	633.7	628.3
2/12/76	477.9	496.1	465.0	635.1	627.8
2/13/76	479.3	496.7	466.8	636.0	627.9
2/14/76	475.6	494.6	463.5	636.8	628.4
2/15/76	473.2	494.7	461.6	638.1	627.0
2/16/76	471.1	490.8	459.9	637.4	626.8
2/17/76	467.8	491.0	457.0	638.8	627.0
2/18/76	468.9	489.5	458.3	639.6	628.2
2/19/76	468.8	487.6	458.5	639.9	628.5
2/20/76	464.8	484.8	454.8	640.2	627.1
2/21/76	453.4	483.1	444.0	639.8	620.9
2/22/76	442.7	477.6	434.0	636.0	614.7
2/23/76	445.1	475.3	436.5	636.7	610.0
2/24/76	449.0	474.8	440.6	635.8	610.3
2/25/76	443.2	471.5	435.2	630.4	601.8
2/26/76	441.2	472.3	433.5	630.6	596.1
2/27/76	439.5	469.3	432.1	627.5	589.9
2/28/76	429.7	464.6	422.8	618.0	579.0
2/29/76	437.7	463.5	430.4	617.6	585.6
3/1/76	439.3	465.6	432.3	619.3	589.3
3/2/76	447.6	465.3	440.7	618.1	596.3
3/3/76	454.3	467.5	447.3	619.3	601.9
3/4/76	454.3	468.8	447.7	620.0	601.0
3/5/76	455.3	468.2	448.9	619.2	600.5
3/6/76	451.5	469.5	445.7	618.9	595.1
3/7/76	442.6	469.4	437.6	616.8	585.1
3/8/76	440.0	466.8	435.1	613.0	579.8
3/9/76	434.5	464.3	429.9	610.8	572.3
3/10/76	438.9	465.3	435.0	609.0	571.9
3/11/76	443.6	464.9	438.8	605.6	574.2
3/12/76	446.5	465.4	441.6	603.4	573.3
3/13/76	442.4	464.9	437.8	599.8	565.1
3/14/76	443.3	463.3	439.1	596.3	562.0
3/15/76	439.6	463.3	436.2	591.1	553.3
3/16/76	436.3	461.3	432.3	585.9	546.2
3/17/76	435.7	459.1	431.9	582.0	543.2
3/18/76	443.2	459.9	439.3	577.8	547.9
3/19/76	445.3	459.8	441.4	574.2	546.9
3/20/76	440.7	458.7	437.3	570.3	537.2
3/21/76	434.5	457.9	431.8	564.0	524.8
3/22/76	433.6	457.9	431.6	560.6	520.2
3/23/76	432.3	457.6	429.5	559.8	515.3

## Daily DSM2

	DB4	DB3	DB4	DB3	DB4
Date	Avg Of H3	Avg Of H4	Avg Of H4	Avg Of NAA	Avg Of NAA
3/24/76	431.0	458.5	429.6	555.9	511.1
3/25/76	432.8	458.2	430.2	552.6	508.9
3/26/76	429.0	456.5	427.7	547.3	501.8
3/27/76	430.0	457.6	426.3	545.9	500.4
3/28/76	429.3	455.8	426.6	539.8	497.3
3/29/76	425.9	455.0	423.5	536.7	490.9
3/30/76	420.1	454.3	418.3	532.6	481.9
3/31/76	430.1	454.4	428.7	531.1	492.0
4/1/76	436.8	455.2	435.2	527.2	497.9
4/2/76	440.0	455.6	438.3	524.9	498.8
4/3/76	445.4	457.0	443.6	522.8	502.5
4/4/76	450.1	459.1	448.3	521.6	505.1
4/5/76	452.7	461.3	451.0	520.6	504.7
4/6/76	452.9	463.6	451.3	519.7	500.9
4/7/76	455.6	466.0	454.0	519.1	500.7
4/8/76	466.1	468.9	464.4	520.3	510.2
4/9/76	463.0	471.6	461.5	520.3	504.4
4/10/76	468.2	474.0	466.7	519.8	507.5
4/11/76	469.5	476.9	468.0	520.1	506.1
4/12/76	471.0	479.0	469.6	519.3	505.2
4/13/76	471.4	481.1	470.0	518.2	502.8
4/14/76	475.4	482.5	474.1	516.3	504.2
4/15/76	484.4	486.4	483.1	517.9	512.1
4/16/76	487.6	489.4	486.3	517.6	512.1
4/17/76	489.7	493.0	488.6	517.7	509.6
4/18/76	494.7	496.4	493.6	518.3	512.0
4/19/76	500.2	500.1	499.1	519.4	514.9
4/20/76	502.2	503.9	501.2	520.6	513.0
4/21/76	502.9	507.2	502.0	521.7	510.9
4/22/76	506.5	510.0	505.5	522.4	513.4
4/23/76	510.0	513.1	509.1	523.8	515.4
4/24/76	513.8	516.0	512.9	524.8	518.7
4/25/76	514.3	518.8	513.4	525.8	516.9
4/26/76	508.5	520.4	507.7	525.0	507.7
4/27/76	508.9	521.7	508.1	524.3	506.6
4/28/76	516.9	524.0	516.1	524.4	513.0
4/29/76	516.6	524.8	515.8	523.9	512.8
4/30/76	517.6	526.7	516.9	523.9	511.1
5/1/76	518.0	527.3	517.3	522.8	508.1
5/2/76	517.2	528.5	516.5	521.6	505.4
5/3/76	517.8	528.7	517.2	519.8	504.4
5/4/76	520.8	530.2	520.1	519.6	506.5
5/5/76	522.9	531.5	522.3	519.6	508.0
5/6/76	522.2	532.7	521.5	519.5	506.6
5/7/76	522.3	533.0	521.6	518.9	506.1



## Daily DSM2

	DB4	DB3	DB4	DB3	DB4
Date	Avg Of H3	Avg Of H4	Avg Of H4	Avg Of NAA	Avg Of NAA
5/8/76	521.9	533.6	521.1	518.1	504.1
5/9/76	520.9	533.8	520.2	517.1	502.0
5/10/76	520.2	533.1	519.4	514.9	499.9
5/11/76	516.3	531.7	515.5	513.0	494.7
5/12/76	512.1	528.8	511.3	508.8	489.4
5/13/76	510.0	527.1	509.2	505.1	487.0
5/14/76	509.1	525.6	508.3	502.7	484.7
5/15/76	515.2	524.3	514.4	500.4	489.1
5/16/76	517.8	524.7	517.0	500.2	492.9
5/17/76	521.6	525.6	520.8	500.5	495.8
5/18/76	524.6	526.8	523.9	501.2	499.1
5/19/76	526.7	528.1	525.9	502.0	501.3
5/20/76	526.5	528.8	525.7	502.4	500.6
5/21/76	527.1	530.3	526.3	503.4	500.5
5/22/76	525.7	531.2	524.9	504.1	498.5
5/23/76	523.1	531.1	522.3	503.7	495.8
5/24/76	524.6	531.2	523.8	503.4	494.9
5/25/76	516.6	530.2	515.8	502.1	489.5
5/26/76	513.1	528.7	512.3	500.2	486.0
5/27/76	516.3	527.8	515.5	498.9	488.6
5/28/76	514.2	526.5	513.4	497.6	486.7
5/29/76	513.0	524.8	512.2	495.7	484.9
5/30/76	511.8	523.5	511.1	494.5	483.2
5/31/76	515.5	522.9	515.3	493.3	485.4
6/1/76	511.8	521.8	511.5	491.9	484.5
6/2/76	511.8	520.6	511.7	490.6	485.1
6/3/76	512.5	519.7	512.1	489.7	485.5
6/4/76	511.5	519.2	511.0	489.2	484.5
6/5/76	510.5	518.4	510.2	488.6	483.7
6/6/76	504.7	517.1	504.5	487.4	478.3
6/7/76	499.3	514.9	499.3	485.4	473.2
6/8/76	496.1	512.0	496.0	482.7	470.0
6/9/76	492.5	508.6	492.2	479.5	466.5
6/10/76	487.6	505.3	487.4	476.3	461.8
6/11/76	486.4	502.0	486.2	473.2	460.4
6/12/76	487.0	499.4	486.9	470.7	460.9
6/13/76	486.3	497.9	486.1	469.1	460.0
6/14/76	486.1	496.7	485.9	467.9	460.0
6/15/76	486.5	496.0	486.4	467.2	460.4
6/16/76	489.5	495.7	489.2	467.0	462.5
6/17/76	493.6	496.1	493.3	467.5	466.2
6/18/76	495.4	496.7	495.4	468.2	468.0
6/19/76	495.0	497.3	495.1	468.7	467.8
6/20/76	492.8	497.2	493.0	468.7	465.4
6/21/76	492.2	497.2	492.4	468.6	464.9

## Daily DSM2

	DB4	DB3	DB4	DB3	DB4
Date	Avg Of H3	Avg Of H4	Avg Of H4	Avg Of NAA	Avg Of NAA
6/22/76	489.4	496.9	489.6	468.3	462.2
6/23/76	485.7	495.6	485.8	467.0	458.7
6/24/76	481.7	494.0	481.8	465.3	454.9
6/25/76	478.7	491.6	478.8	463.0	452.1
6/26/76	478.2	490.1	478.3	461.5	451.4
6/27/76	479.1	488.5	479.2	460.0	452.2
6/28/76	480.3	487.3	480.3	459.0	453.3
6/29/76	484.2	487.1	484.3	458.8	457.1
6/30/76	484.2	487.2	484.9	458.7	454.1
7/1/76	472.7	486.0	474.0	455.7	432.4
7/2/76	462.1	486.5	463.5	456.6	416.5
7/3/76	456.3	484.0	456.5	449.1	413.4
7/4/76	453.2	480.5	452.8	444.8	412.7
7/5/76	450.8	476.6	450.0	441.8	413.2
7/6/76	449.9	473.1	448.8	439.1	417.1
7/7/76	450.8	469.5	450.3	436.8	420.4
7/8/76	452.4	466.9	451.9	436.3	426.8
7/9/76	455.1	465.5	454.4	436.4	429.9
7/10/76	457.7	464.8	458.3	437.8	436.9
7/11/76	461.0	465.1	460.9	440.4	445.9
7/12/76	466.8	466.3	466.3	445.1	459.1
7/13/76	472.8	468.0	472.2	450.7	474.1
7/14/76	480.8	471.1	480.3	459.4	489.7
7/15/76	489.3	474.5	488.7	466.6	506.5
7/16/76	499.4	478.5	500.0	478.8	522.1
7/17/76	507.0	481.9	507.1	484.9	536.0
7/18/76	516.8	486.7	518.1	494.5	550.4
7/19/76	523.1	493.2	523.5	502.8	561.2
7/20/76	533.4	499.3	533.8	515.0	568.1
7/21/76	541.1	505.2	541.2	523.9	574.9
7/22/76	541.2	512.0	541.6	531.8	574.3
7/23/76	546.9	518.6	548.7	540.1	577.5
7/24/76	550.1	524.5	550.7	547.9	575.4
7/25/76	552.2	529.3	552.9	552.0	578.6
7/26/76	553.2	533.4	553.6	558.7	583.0
7/27/76	554.7	536.9	555.1	563.7	589.9
7/28/76	557.6	541.1	558.2	570.6	598.0
7/29/76	560.5	544.1	561.0	577.5	607.1
7/30/76	563.7	547.6	564.2	584.6	615.1
7/31/76	565.3	550.0	565.4	587.9	615.6
8/1/76	567.7	552.6	568.5	589.7	609.1
8/2/76	569.6	556.0	569.8	592.2	607.9
8/3/76	572.6	559.1	572.8	594.4	609.5
8/4/76	572.9	561.8	572.7	596.5	612.0
8/5/76	571.3	563.4	571.0	598.3	612.3

## Daily DSM2

	DB4	DB3	DB4	DB3	DB4
Date	Avg Of H3	Avg Of H4	Avg Of H4	Avg Of NAA	Avg Of NAA
8/6/76	569.4	564.7	568.8	598.8	612.6
8/7/76	565.7	565.1	564.8	599.6	612.9
8/8/76	562.9	564.7	561.8	600.5	612.1
8/9/76	561.4	564.5	559.4	599.9	610.8
8/10/76	560.8	564.0	559.0	600.4	610.4
8/11/76	562.0	564.1	559.9	600.5	610.1
8/12/76	564.2	564.4	561.7	601.3	610.9
8/13/76	568.1	565.2	565.5	600.9	609.9
8/14/76	572.6	566.6	569.8	601.2	610.0
8/15/76	577.0	568.1	573.9	601.4	609.4
8/16/76	581.4	570.0	578.0	601.7	609.9
8/17/76	584.9	572.6	581.4	601.7	608.3
8/18/76	588.2	574.5	585.3	601.7	607.8
8/19/76	590.6	577.4	588.1	601.6	606.6
8/20/76	592.5	579.2	588.9	601.0	605.4
8/21/76	593.2	581.1	589.8	600.3	603.0
8/22/76	594.7	582.7	590.9	599.3	602.0
8/23/76	598.0	584.8	594.5	598.3	600.1
8/24/76	601.7	586.9	597.6	597.0	597.8
8/25/76	606.9	589.3	602.7	596.0	596.4
8/26/76	612.4	591.3	607.5	594.9	594.5
8/27/76	618.1	596.1	613.9	593.6	591.5
8/28/76	622.9	599.3	618.6	592.0	589.4
8/29/76	627.2	602.7	623.4	590.5	588.3
8/30/76	631.8	607.0	628.1	589.1	587.7
8/31/76	631.1	610.0	628.2	586.8	582.9
9/1/76	633.5	612.1	629.0	585.6	576.8
9/2/76	634.2	614.7	629.6	583.2	570.8
9/3/76	636.7	617.2	632.1	580.1	565.3
9/4/76	640.1	619.2	635.1	576.9	559.9
9/5/76	643.2	621.3	637.7	574.2	556.6
9/6/76	645.7	623.2	640.1	572.3	554.7
9/7/76	649.3	625.0	643.3	569.9	551.6
9/8/76	652.4	627.2	645.9	567.4	550.1
9/9/76	657.6	630.0	650.5	566.0	547.9
9/10/76	661.9	631.7	654.4	564.2	549.8
9/11/76	663.9	634.4	655.4	563.8	551.6
9/12/76	673.2	637.0	663.8	562.5	550.3
9/13/76	679.1	640.5	669.1	561.5	550.5
9/14/76	685.8	645.3	676.0	560.4	551.9
9/15/76	687.1	649.0	676.5	560.0	554.8
9/16/76	691.9	653.0	680.8	560.2	556.2
9/17/76	697.3	656.2	686.1	560.1	557.6
9/18/76	701.7	661.0	690.9	560.1	558.0
9/19/76	703.8	665.1	693.0	560.1	557.7

## Daily DSM2

	DB4	DB3	DB4	DB3	DB4
Date	Avg Of H3	Avg Of H4	Avg Of H4	Avg Of NAA	Avg Of NAA
9/20/76	704.8	668.0	694.2	560.2	558.2
9/21/76	707.4	671.1	696.7	560.3	559.0
9/22/76	708.2	673.7	697.6	560.4	559.4
9/23/76	710.1	676.8	698.9	560.6	561.1
9/24/76	712.0	680.6	700.4	561.1	563.7
9/25/76	715.7	682.8	703.5	562.1	568.2
9/26/76	718.6	684.8	705.7	563.6	572.7
9/27/76	723.8	688.4	710.0	566.0	579.1
9/28/76	729.6	692.1	714.9	569.5	586.8
9/29/76	732.9	694.2	717.6	572.6	593.2
9/30/76	734.7	696.0	719.2	576.1	603.1
10/1/76	737.0	699.7	721.9	582.8	613.7
10/2/76	741.5	701.1	726.6	589.6	627.7
10/3/76	747.8	703.9	732.8	596.4	647.9
10/4/76	754.6	708.2	739.7	608.2	668.1
10/5/76	760.5	710.8	745.9	618.3	687.1
10/6/76	765.4	713.8	751.0	632.3	702.9
10/7/76	763.6	716.7	749.6	639.4	712.5
10/8/76	773.4	720.6	759.7	650.2	732.6
10/9/76	779.9	724.9	766.5	666.3	743.8
10/10/76	784.0	728.3	771.0	673.7	751.5
10/11/76	788.0	733.2	775.4	688.3	759.9
10/12/76	791.4	737.0	779.2	695.4	765.7
10/13/76	797.0	742.4	785.3	706.1	774.0
10/14/76	805.3	747.2	794.3	715.1	774.3
10/15/76	810.8	752.0	800.3	720.9	768.9
10/16/76	814.8	758.3	805.1	727.8	769.8
10/17/76	814.0	765.0	804.7	734.4	764.8
10/18/76	811.9	768.1	803.2	736.9	763.5
10/19/76	810.0	773.8	802.0	740.2	764.0
10/20/76	802.9	773.9	795.6	743.1	763.1
10/21/76	793.4	774.8	786.5	745.5	761.2
10/22/76	784.5	774.3	777.9	748.1	760.9
10/23/76	777.8	772.4	771.2	748.2	760.7
10/24/76	773.0	769.8	766.5	749.1	761.5
10/25/76	766.1	766.5	760.2	750.9	764.5
10/26/76	758.5	762.8	753.2	752.8	768.8
10/27/76	751.4	759.6	746.5	754.4	774.5
10/28/76	747.7	756.5	743.0	757.5	778.7
10/29/76	743.8	753.4	739.3	759.7	783.8
10/30/76	739.7	749.8	735.6	764.6	790.8
10/31/76	732.8	747.5	729.0	767.9	796.2
11/1/76	720.1	743.2	717.0	773.6	807.0
11/2/76	711.5	738.2	708.6	779.2	815.2
11/3/76	698.6	732.1	696.1	786.2	829.5

## Daily DSM2

	DB4	DB3	DB4	DB3	DB4
Date	Avg Of H3	Avg Of H4	Avg Of H4	Avg Of NAA	Avg Of NAA
11/4/76	688.0	723.5	685.8	798.5	842.0
11/5/76	682.8	719.3	680.5	802.4	850.3
11/6/76	680.6	713.5	678.3	808.9	854.6
11/7/76	675.5	708.3	673.3	815.7	859.6
11/8/76	663.8	701.4	661.9	822.6	866.9
11/9/76	659.7	695.7	657.7	830.1	869.0
11/10/76	649.3	686.4	647.5	836.8	875.4
11/11/76	644.9	682.0	643.3	841.2	877.9
11/12/76	642.1	676.6	640.5	845.3	879.5
11/13/76	640.7	673.7	639.3	848.8	881.6
11/14/76	641.5	669.5	640.0	853.5	882.1
11/15/76	635.9	667.0	634.6	857.1	886.1
11/16/76	632.2	661.1	630.9	862.5	890.0
11/17/76	626.7	655.9	625.6	866.2	893.6
11/18/76	623.9	651.2	622.8	869.5	895.2
11/19/76	621.5	645.5	620.4	873.1	896.0
11/20/76	622.9	640.9	621.8	876.1	894.8
11/21/76	617.8	635.2	616.8	878.5	898.9
11/22/76	616.0	631.7	615.1	880.7	901.8
11/23/76	611.7	627.8	610.8	884.2	910.0
11/24/76	610.6	624.1	609.8	887.4	918.1
11/25/76	607.0	620.9	606.3	894.3	934.7
11/26/76	609.2	619.3	608.5	901.7	943.6
11/27/76	610.8	618.4	610.1	909.3	957.8
11/28/76	611.5	618.3	610.8	913.5	975.8
11/29/76	613.4	617.4	612.8	928.2	995.1
11/30/76	618.2	617.7	617.6	944.8	1011.1
12/1/76	624.0	619.0	623.4	953.5	1016.9
12/2/76	630.5	621.9	630.0	966.1	1034.4
12/3/76	637.1	624.7	636.6	978.1	1046.9
12/4/76	641.1	626.9	640.7	988.7	1048.1
12/5/76	644.8	630.1	644.4	997.5	1053.6
12/6/76	648.1	631.7	647.7	1004.3	1057.2
12/7/76	652.3	635.4	651.8	1013.6	1063.3
12/8/76	652.3	637.7	652.0	1017.1	1058.3
12/9/76	654.8	639.6	654.6	1021.5	1058.4
12/10/76	659.4	642.4	659.1	1026.6	1064.3
12/11/76	662.8	645.4	662.5	1030.2	1065.3
12/12/76	664.4	648.5	664.1	1035.0	1061.9
12/13/76	664.6	649.1	664.3	1036.3	1058.7
12/14/76	667.8	652.3	667.5	1038.4	1058.1
12/15/76	672.4	655.7	672.2	1042.2	1056.7
12/16/76	674.5	658.7	674.3	1042.2	1050.1
12/17/76	673.5	661.9	673.3	1040.8	1042.0
12/18/76	671.5	663.2	671.2	1038.9	1036.4

## Daily DSM2

	DB4	DB3	DB4	DB3	DB4
Date	Avg Of H3	Avg Of H4	Avg Of H4	Avg Of NAA	Avg Of NAA
12/19/76	671.3	664.3	671.0	1036.0	1031.5
12/20/76	671.0	665.1	670.7	1032.2	1026.6
12/21/76	670.7	665.4	670.5	1028.6	1020.2
12/22/76	670.9	666.0	670.6	1024.7	1017.0
12/23/76	672.3	666.6	672.0	1022.4	1016.0
12/24/76	673.8	667.5	673.6	1021.3	1016.9
12/25/76	677.8	668.9	677.6	1020.4	1019.0
12/26/76	680.7	670.5	680.5	1020.4	1023.3
12/27/76	685.0	672.3	684.8	1021.2	1028.5
12/28/76	692.4	675.6	692.1	1023.0	1035.2
12/29/76	703.7	682.7	703.6	1026.6	1045.8
12/30/76	707.2	684.8	707.0	1029.8	1048.7
12/31/76	720.2	692.6	720.2	1033.8	1053.3
1/1/77	751.6	709.4	751.7	1040.0	1063.9
1/2/77	748.5	711.7	748.5	1040.3	1057.5
1/3/77	758.9	722.1	759.0	1042.9	1060.0
1/4/77	784.3	734.5	784.5	1047.3	1068.7
1/5/77	783.9	741.0	784.0	1048.6	1064.7
1/6/77	796.2	752.5	796.3	1052.7	1068.6
1/7/77	807.8	763.4	807.8	1054.5	1071.8
1/8/77	815.7	769.9	815.6	1056.4	1073.6
1/9/77	830.4	780.0	830.3	1059.0	1078.9
1/10/77	833.9	791.7	834.0	1063.1	1080.5
1/11/77	839.6	799.2	839.7	1065.0	1081.7
1/12/77	850.7	805.6	851.0	1067.5	1083.0
1/13/77	856.2	817.2	856.7	1071.0	1087.4
1/14/77	863.0	826.5	863.6	1073.4	1083.3
1/15/77	861.7	833.2	862.4	1073.7	1079.6
1/16/77	862.7	839.6	863.4	1073.9	1076.4
1/17/77	866.7	845.8	867.5	1072.8	1071.1
1/18/77	865.8	849.6	866.7	1070.7	1065.3
1/19/77	867.2	853.1	868.3	1068.3	1059.4
1/20/77	870.8	857.1	872.0	1065.9	1053.8
1/21/77	874.5	861.6	875.8	1063.4	1048.8
1/22/77	879.5	866.1	880.9	1061.3	1043.8
1/23/77	885.5	870.9	887.1	1059.2	1037.9
1/24/77	889.4	875.6	891.0	1056.0	1036.3
1/25/77	895.9	878.9	897.7	1054.5	1032.5
1/26/77	901.7	884.0	903.7	1051.2	1027.4
1/27/77	906.9	891.1	909.1	1048.3	1020.5
1/28/77	912.7	895.3	915.1	1043.8	1014.8
1/29/77	914.5	899.0	916.9	1040.7	1014.5
1/30/77	917.0	902.7	919.5	1038.6	1011.0
1/31/77	917.4	905.7	919.8	1036.6	1011.0
2/1/77	917.9	908.6	920.1	1033.2	1009.8

## Daily DSM2

	DB4	DB3	DB4	DB3	DB4
Date	Avg Of H3	Avg Of H4	Avg Of H4	Avg Of NAA	Avg Of NAA
2/2/77	919.2	911.2	921.3	1029.8	1011.7
2/3/77	919.7	913.4	921.8	1027.2	1011.5
2/4/77	921.7	915.0	924.0	1024.4	1008.9
2/5/77	922.8	916.9	925.0	1022.5	1004.9
2/6/77	923.7	918.9	926.0	1019.1	997.0
2/7/77	923.8	920.4	926.1	1016.9	992.6
2/8/77	925.0	922.5	927.3	1014.3	997.3
2/9/77	927.2	924.3	929.5	1012.3	995.9
2/10/77	928.8	925.8	931.2	1010.7	991.9
2/11/77	928.1	927.5	930.6	1005.4	980.5
2/12/77	926.0	927.9	928.6	999.6	970.6
2/13/77	921.9	927.4	924.7	991.6	958.3
2/14/77	921.2	927.3	924.1	986.4	955.7
2/15/77	921.0	927.4	924.0	984.4	955.9
2/16/77	919.0	927.4	922.1	980.6	947.6
2/17/77	917.6	926.8	920.9	975.0	942.8
2/18/77	916.5	926.9	919.9	970.9	937.6
2/19/77	913.3	926.3	917.0	965.4	927.8
2/20/77	909.2	926.0	912.3	960.8	915.0
2/21/77	913.5	926.9	917.6	960.0	926.6
2/22/77	908.0	925.9	912.3	954.8	916.0
2/23/77	912.9	926.3	917.1	952.0	923.1
2/24/77	916.0	928.1	920.3	952.3	923.9
2/25/77	915.2	929.0	919.9	951.7	917.4
2/26/77	903.6	927.4	909.6	946.2	889.2
2/27/77	891.6	924.8	896.7	936.8	869.5
2/28/77	895.6	923.6	899.6	933.5	881.2
3/1/77	901.5	921.9	902.6	930.0	893.9
3/2/77	897.2	918.5	896.2	923.2	887.8
3/3/77	897.3	914.6	895.2	916.9	889.5
3/4/77	889.7	910.0	885.6	910.2	878.2
3/5/77	884.9	905.1	879.4	903.4	871.7
3/6/77	879.9	901.8	872.5	898.5	864.4
3/7/77	876.4	896.4	868.0	891.3	860.0
3/8/77	875.7	893.0	867.2	886.2	859.0
3/9/77	885.0	890.8	877.8	883.5	870.2
3/10/77	878.7	887.9	869.1	878.6	860.6
3/11/77	870.6	881.9	857.8	873.3	848.6
3/12/77	866.7	878.5	851.5	868.4	842.5
3/13/77	859.6	874.2	842.7	863.5	836.2
3/14/77	850.7	868.7	831.2	856.7	821.2
3/15/77	845.4	862.9	825.5	851.0	814.4
3/16/77	851.5	860.5	832.8	847.9	821.7
3/17/77	854.1	858.1	834.8	844.9	823.9
3/18/77	853.1	855.4	832.5	842.0	821.7

## Daily DSM2

	DB4	DB3	DB4	DB3	DB4
Date	Avg Of H3	Avg Of H4	Avg Of H4	Avg Of NAA	Avg Of NAA
3/19/77	851.8	852.1	830.0	838.1	818.8
3/20/77	850.2	849.9	827.4	835.3	815.9
3/21/77	844.7	846.5	818.2	831.7	807.5
3/22/77	838.9	842.3	812.9	827.2	801.5
3/23/77	838.1	840.0	809.6	824.6	798.2
3/24/77	835.3	835.6	806.8	820.1	795.0
3/25/77	841.6	834.8	813.7	818.8	801.5
3/26/77	840.9	833.4	810.4	817.0	799.1
3/27/77	846.1	832.3	816.5	816.0	803.9
3/28/77	841.3	829.9	807.2	813.7	796.6
3/29/77	829.6	826.3	791.2	810.3	781.7
3/30/77	825.7	822.4	787.1	806.0	777.0
3/31/77	818.9	819.8	781.2	803.4	772.1
4/1/77	816.9	814.6	782.3	798.5	768.5
4/2/77	800.2	808.1	767.5	791.7	759.3
4/3/77	792.1	800.8	761.5	784.5	752.3
4/4/77	783.0	792.1	753.8	777.4	745.0
4/5/77	777.6	786.1	749.5	769.9	740.1
4/6/77	769.5	777.3	742.3	762.1	733.0
4/7/77	764.2	769.4	737.9	754.6	727.6
4/8/77	766.2	767.0	740.4	750.7	730.4
4/9/77	770.2	763.3	744.7	747.9	734.6
4/10/77	763.6	761.7	738.8	745.1	730.1
4/11/77	755.1	758.6	731.0	742.2	723.8
4/12/77	747.2	754.7	723.9	738.7	717.5
4/13/77	744.6	751.1	721.7	735.7	714.8
4/14/77	738.0	748.4	715.6	732.7	709.3
4/15/77	735.5	744.1	713.6	728.6	706.5
4/16/77	733.4	741.4	711.8	726.0	705.8
4/17/77	727.5	737.0	706.6	722.1	700.5
4/18/77	721.5	732.6	701.1	718.2	695.2
4/19/77	712.8	726.4	693.3	712.6	687.4
4/20/77	712.2	723.1	692.6	709.5	686.7
4/21/77	708.7	719.2	689.6	705.1	684.3
4/22/77	704.8	714.8	686.1	702.0	680.6
4/23/77	705.3	712.7	686.9	698.5	681.1
4/24/77	704.3	710.7	692.5	696.8	682.9
4/25/77	707.3	708.6	689.4	695.1	683.6
4/26/77	702.3	707.1	685.0	693.3	680.2
4/27/77	698.9	705.5	682.0	692.1	676.9
4/28/77	691.4	702.7	675.0	689.2	671.7
4/29/77	679.9	696.6	664.2	685.4	661.2
4/30/77	667.2	689.9	652.4	678.3	648.9
5/1/77	665.9	684.3	652.0	672.5	648.3
5/2/77	655.8	677.1	642.5	665.7	640.3



## Daily DSM2

	DB4	DB3	DB4	DB3	DB4
Date	Avg Of H3	Avg Of H4	Avg Of H4	Avg Of NAA	Avg Of NAA
5/3/77	651.5	668.2	638.7	658.8	637.1
5/4/77	647.1	661.9	634.7	652.6	635.1
5/5/77	639.5	655.7	626.9	646.6	628.6
5/6/77	635.8	650.3	623.2	641.9	626.1
5/7/77	634.9	645.5	622.6	638.3	626.8
5/8/77	630.8	641.2	617.5	635.6	624.5
5/9/77	636.1	639.9	623.1	634.3	628.1
5/10/77	630.5	636.7	617.9	632.3	626.3
5/11/77	620.5	633.4	608.6	630.2	621.3
5/12/77	618.3	630.3	607.2	628.4	619.0
5/13/77	614.0	626.1	603.3	626.0	616.5
5/14/77	610.2	623.3	599.8	624.2	613.9
5/15/77	609.9	619.9	600.0	622.2	614.1
5/16/77	608.8	617.3	599.3	620.3	614.4
5/17/77	601.2	613.0	591.9	617.7	609.9
5/18/77	595.5	608.2	585.8	614.7	605.3
5/19/77	591.6	604.2	582.1	612.2	602.9
5/20/77	592.6	600.3	579.5	609.7	601.1
5/21/77	586.1	596.6	576.1	607.4	598.2
5/22/77	583.5	593.6	574.6	605.4	598.2
5/23/77	581.9	590.8	573.1	603.9	598.2
5/24/77	582.3	589.1	573.2	602.7	598.9
5/25/77	580.4	586.7	572.5	601.5	596.9
5/26/77	578.2	585.0	570.1	600.2	595.8
5/27/77	577.7	582.6	570.0	599.1	594.8
5/28/77	573.2	579.6	565.9	597.1	590.9
5/29/77	567.4	576.8	560.1	594.6	585.6
5/30/77	564.3	572.8	557.3	591.4	581.8
5/31/77	561.8	569.6	555.0	588.4	577.9
6/1/77	558.9	566.4	552.8	584.8	572.3
6/2/77	558.4	563.2	552.7	580.8	569.4
6/3/77	559.5	561.2	554.5	577.6	568.9
6/4/77	559.7	560.0	554.9	575.3	567.5
6/5/77	561.3	559.4	556.7	573.4	567.7
6/6/77	563.9	559.3	559.6	572.1	569.0
6/7/77	564.8	559.6	560.5	571.2	568.7
6/8/77	566.4	560.2	562.1	570.6	568.8
6/9/77	569.6	561.2	565.2	570.4	571.0
6/10/77	571.3	562.2	566.7	570.3	571.4
6/11/77	574.5	563.4	569.8	570.3	572.9
6/12/77	576.7	564.8	571.4	570.2	572.9
6/13/77	580.3	566.3	574.5	570.4	574.7
6/14/77	584.4	567.8	577.9	570.6	576.9
6/15/77	588.7	569.9	581.6	571.4	579.5
6/16/77	592.4	572.1	584.6	572.4	581.8

## Daily DSM2

	DB4	DB3	DB4	DB3	DB4
Date	Avg Of H3	Avg Of H4	Avg Of H4	Avg Of NAA	Avg Of NAA
6/17/77	597.4	574.6	589.3	573.9	585.9
6/18/77	600.7	577.2	591.8	575.6	587.8
6/19/77	605.1	579.9	595.8	577.4	591.4
6/20/77	608.5	582.6	598.6	579.4	594.0
6/21/77	613.0	585.5	602.5	581.7	597.5
6/22/77	616.9	588.5	605.8	584.2	600.6
6/23/77	620.3	591.5	608.9	586.8	603.5
6/24/77	626.8	594.8	614.7	589.9	608.9
6/25/77	629.2	598.3	615.9	592.7	610.2
6/26/77	633.7	602.0	619.4	596.2	613.7
6/27/77	638.6	606.2	623.4	600.3	617.9
6/28/77	643.3	609.5	627.1	603.5	621.8
6/29/77	646.9	613.0	629.5	607.0	624.5
6/30/77	648.4	616.3	629.9	610.1	625.4
7/1/77	652.2	618.8	632.4	613.3	628.5
7/2/77	655.5	621.2	634.1	616.0	631.0
7/3/77	659.7	623.1	636.5	618.3	634.5
7/4/77	663.3	625.0	639.1	620.5	637.7
7/5/77	668.4	626.8	642.2	622.6	641.9
7/6/77	674.7	628.9	645.5	625.4	647.0
7/7/77	681.1	631.4	648.7	628.8	652.1
7/8/77	687.1	634.2	652.0	633.1	656.9
7/9/77	699.1	637.4	659.9	637.9	667.2
7/10/77	708.0	641.0	664.8	642.4	674.6
7/11/77	713.8	645.4	668.9	648.6	680.1
7/12/77	721.0	648.8	674.9	653.9	686.7
7/13/77	723.8	652.7	676.3	658.5	689.0
7/14/77	725.3	655.9	678.6	663.6	691.5
7/15/77	724.6	658.6	678.4	666.8	691.1
7/16/77	725.8	661.5	679.3	670.1	692.5
7/17/77	727.8	662.9	681.2	672.3	694.8
7/18/77	727.6	664.7	680.7	674.7	694.7
7/19/77	730.2	666.3	684.1	676.7	697.6
7/20/77	732.3	667.8	684.6	678.8	699.5
7/21/77	733.7	669.3	685.3	680.8	700.8
7/22/77	735.1	671.1	686.1	683.3	702.3
7/23/77	736.7	672.8	687.2	685.6	704.0
7/24/77	741.0	675.0	690.1	688.6	708.3
7/25/77	744.5	676.5	692.8	691.0	711.6
7/26/77	747.7	678.4	695.2	693.9	714.7
7/27/77	749.2	680.3	696.9	696.6	716.8
7/28/77	751.7	681.9	699.0	699.0	719.6
7/29/77	752.5	683.6	699.6	701.5	720.6
7/30/77	752.3	685.0	699.9	703.3	720.9
7/31/77	754.5	687.3	703.3	704.9	721.6

## Daily DSM2

	DB4	DB3	DB4	DB3	DB4
Date	Avg Of H3	Avg Of H4	Avg Of H4	Avg Of NAA	Avg Of NAA
8/1/77	758.5	689.4	708.7	705.8	723.0
8/2/77	762.7	691.9	714.1	707.4	725.6
8/3/77	767.8	694.8	721.0	708.5	727.6
8/4/77	773.5	699.1	729.2	710.7	729.5
8/5/77	778.9	705.5	736.4	712.3	732.0
8/6/77	786.1	709.1	746.3	714.3	736.1
8/7/77	794.0	714.8	755.9	716.7	740.2
8/8/77	799.4	722.2	762.2	719.6	744.2
8/9/77	803.9	728.5	766.1	722.3	748.2
8/10/77	807.3	734.3	770.3	725.8	752.9
8/11/77	808.9	739.5	772.5	728.3	756.5
8/12/77	808.7	742.8	773.1	731.0	757.4
8/13/77	806.6	747.2	772.1	733.4	757.4
8/14/77	804.5	749.7	771.2	735.1	757.1
8/15/77	803.2	751.4	772.4	736.5	756.2
8/16/77	801.7	753.1	772.3	737.6	755.8
8/17/77	801.4	755.7	774.0	738.6	755.1
8/18/77	801.6	757.2	777.0	739.2	755.0
8/19/77	801.6	759.3	779.9	739.7	753.6
8/20/77	801.8	762.0	781.3	740.3	751.9
8/21/77	802.9	765.4	785.0	740.7	752.2
8/22/77	803.5	767.5	787.5	740.7	750.9
8/23/77	803.2	771.2	789.2	740.8	749.7
8/24/77	803.8	773.6	791.9	740.6	749.1
8/25/77	804.5	775.6	795.4	740.2	748.4
8/26/77	805.2	778.1	798.9	739.2	747.2
8/27/77	806.1	780.0	802.8	738.5	746.4
8/28/77	808.6	782.9	808.6	737.7	745.8
8/29/77	812.7	786.1	816.8	736.9	746.3
8/30/77	818.3	790.9	826.7	736.3	746.1
8/31/77	818.8	793.2	826.5	736.4	746.7
9/1/77	822.1	796.7	830.2	737.3	750.3
9/2/77	826.5	800.2	835.9	738.9	754.3
9/3/77	831.3	803.2	842.4	740.6	759.3
9/4/77	836.4	807.4	848.9	743.3	764.9
9/5/77	844.2	812.7	859.3	745.7	772.2
9/6/77	849.2	818.2	865.7	749.2	777.2
9/7/77	855.1	824.3	873.3	755.0	782.1
9/8/77	856.8	829.8	875.4	757.6	783.1
9/9/77	859.9	834.6	879.7	760.3	784.7
9/10/77	862.2	839.0	883.1	763.0	785.3
9/11/77	861.7	844.3	883.0	764.9	784.2
9/12/77	862.9	846.2	885.2	766.2	784.7
9/13/77	862.6	849.8	885.5	768.2	785.1
9/14/77	862.3	852.1	885.7	769.4	785.4

## Daily DSM2

	DB4	DB3	DB4	DB3	DB4
Date	Avg Of H3	Avg Of H4	Avg Of H4	Avg Of NAA	Avg Of NAA
9/15/77	863.0	856.4	887.2	771.5	787.4
9/16/77	864.3	858.5	889.0	773.2	790.4
9/17/77	865.0	861.2	890.0	774.8	793.1
9/18/77	867.3	864.6	893.0	777.3	797.3
9/19/77	863.6	865.6	887.9	778.9	796.5
9/20/77	867.8	867.8	893.3	781.1	803.5
9/21/77	874.0	871.3	900.9	785.3	809.7
9/22/77	877.2	875.1	904.5	789.7	814.9
9/23/77	882.9	877.1	910.8	793.0	823.3
9/24/77	889.9	881.4	918.3	796.6	834.1
9/25/77	896.2	886.1	924.8	804.6	843.7
9/26/77	901.6	888.9	930.2	808.6	851.7
9/27/77	911.3	893.1	940.2	815.6	863.9
9/28/77	914.2	897.1	942.9	819.8	871.3
9/29/77	917.0	899.9	945.5	825.8	878.3
9/30/77	927.8	906.1	956.8	833.7	896.4
10/1/77	930.5	909.8	959.3	842.8	907.5
10/2/77	933.9	914.0	962.5	851.2	920.0
10/3/77	939.3	918.3	968.0	858.1	932.8
10/4/77	937.5	921.4	965.8	867.1	936.9
10/5/77	939.3	924.7	967.6	874.2	945.6
10/6/77	944.1	928.6	972.2	882.3	954.4
10/7/77	955.2	932.8	983.7	891.5	968.4
10/8/77	964.9	937.9	993.4	901.6	980.1
10/9/77	970.4	940.3	998.9	908.7	989.3
10/10/77	976.9	946.0	1005.3	919.5	995.7
10/11/77	976.9	950.5	1005.1	927.3	997.9
10/12/77	979.8	956.8	1007.6	936.9	1002.3
10/13/77	975.9	960.5	1003.5	945.0	1001.6
10/14/77	977.4	965.4	1004.7	953.1	1005.3
10/15/77	983.3	969.1	1010.4	958.3	1010.1
10/16/77	987.0	973.5	1013.9	966.3	1016.2
10/17/77	988.3	976.6	1014.9	971.1	1021.1
10/18/77	987.3	978.8	1013.7	976.1	1023.4
10/19/77	987.8	981.2	1013.9	980.7	1028.4
10/20/77	992.2	984.1	1018.0	987.3	1036.9
10/21/77	997.1	987.8	1022.6	996.7	1047.5
10/22/77	1000.4	990.2	1025.5	1002.0	1058.5
10/23/77	1001.9	991.2	1026.8	1005.1	1068.7
10/24/77	1002.9	993.9	1027.4	1013.4	1078.7
10/25/77	1008.8	996.7	1032.9	1024.0	1096.5
10/26/77	1008.7	999.2	1032.4	1033.6	1105.3
10/27/77	1010.1	1001.1	1033.4	1042.5	1118.1
10/28/77	1002.4	1002.8	1025.6	1050.8	1111.4
10/29/77	1008.2	1003.5	1031.0	1058.0	1131.7

## Daily DSM2

	DB4	DB3	DB4	DB3	DB4
Date	Avg Of H3	Avg Of H4	Avg Of H4	Avg Of NAA	Avg Of NAA
10/30/77	1006.4	1005.1	1028.8	1066.2	1137.1
10/31/77	1013.1	1004.5	1032.8	1069.9	1147.2
11/1/77	1024.9	1007.4	1041.9	1081.4	1172.7
11/2/77	1029.0	1009.9	1045.4	1091.5	1189.2
11/3/77	1028.3	1013.3	1043.8	1102.8	1188.1
11/4/77	1030.1	1015.1	1044.8	1109.4	1193.7
11/5/77	1031.3	1020.8	1046.1	1127.5	1199.6
11/6/77	1036.7	1020.0	1050.8	1126.9	1216.2
11/7/77	1036.9	1022.5	1051.2	1137.5	1222.0
11/8/77	1035.7	1025.2	1049.5	1149.2	1222.9
11/9/77	1034.1	1026.1	1046.7	1156.7	1220.7
11/10/77	1035.0	1027.0	1045.8	1165.5	1225.2
11/11/77	1032.5	1026.9	1041.9	1170.8	1219.2
11/12/77	1031.6	1026.4	1039.9	1176.0	1220.0
11/13/77	1030.7	1025.1	1037.2	1178.6	1218.6
11/14/77	1032.8	1024.0	1037.0	1180.9	1225.1
11/15/77	1036.3	1023.7	1037.2	1186.2	1232.0
11/16/77	1041.5	1022.8	1038.9	1188.7	1239.8
11/17/77	1044.7	1023.1	1039.4	1193.9	1241.9
11/18/77	1052.3	1024.4	1043.8	1200.3	1251.9
11/19/77	1064.5	1025.9	1051.4	1205.7	1268.8
11/20/77	1083.6	1029.6	1064.6	1216.5	1294.5
11/21/77	1088.2	1033.2	1067.3	1226.0	1296.2
11/22/77	1086.2	1034.5	1064.5	1229.2	1288.3
11/23/77	1100.8	1038.9	1073.8	1238.7	1304.5
11/24/77	1114.7	1041.2	1083.4	1244.4	1320.4
11/25/77	1128.9	1046.9	1092.9	1255.4	1334.3
11/26/77	1136.5	1052.7	1096.8	1264.0	1339.3
11/27/77	1143.1	1054.2	1100.0	1269.0	1342.4
11/28/77	1157.8	1058.2	1109.8	1275.8	1355.8
11/29/77	1180.7	1064.4	1125.3	1286.5	1377.3
11/30/77	1191.7	1075.5	1133.0	1302.4	1387.6
12/1/77	1203.5	1083.0	1143.6	1312.7	1400.8
12/2/77	1212.4	1094.9	1151.9	1329.2	1407.7
12/3/77	1221.8	1096.9	1160.6	1328.5	1415.3
12/4/77	1234.5	1107.1	1172.6	1344.9	1427.0
12/5/77	1256.4	1120.3	1192.9	1359.6	1447.1
12/6/77	1261.5	1130.8	1198.7	1370.7	1447.7
12/7/77	1260.9	1140.1	1199.0	1378.4	1444.2
12/8/77	1265.3	1147.9	1203.8	1390.3	1445.2
12/9/77	1262.7	1156.5	1200.6	1398.2	1438.3
12/10/77	1260.4	1163.8	1198.0	1401.2	1432.1
12/11/77	1261.0	1165.9	1197.1	1400.8	1429.0
12/12/77	1263.3	1168.3	1198.0	1402.5	1428.0
12/13/77	1274.2	1173.0	1205.4	1405.7	1431.9

## Daily DSM2

	DB4	DB3	DB4	DB3	DB4
Date	Avg Of H3	Avg Of H4	Avg Of H4	Avg Of NAA	Avg Of NAA
12/14/77	1277.7	1177.9	1205.2	1410.0	1432.5
12/15/77	1284.7	1180.6	1208.6	1410.8	1436.6
12/16/77	1298.1	1184.0	1216.9	1415.3	1445.5
12/17/77	1304.0	1186.8	1219.3	1415.3	1449.0
12/18/77	1309.4	1191.3	1221.5	1420.9	1452.8
12/19/77	1332.5	1200.0	1236.6	1427.5	1468.9
12/20/77	1363.6	1210.3	1257.8	1439.3	1489.2
12/21/77	1363.8	1216.6	1256.6	1448.6	1485.6
12/22/77	1357.1	1219.7	1251.6	1446.9	1478.2
12/23/77	1347.2	1221.9	1243.6	1449.2	1468.3
12/24/77	1351.4	1225.0	1246.0	1449.3	1463.3
12/25/77	1344.2	1224.8	1239.8	1446.6	1448.0
12/26/77	1332.3	1224.1	1229.9	1441.5	1428.8
12/27/77	1320.2	1222.1	1219.7	1435.3	1411.8
12/28/77	1308.9	1219.7	1210.9	1426.4	1397.1
12/29/77	1296.8	1217.2	1201.4	1423.5	1379.5
12/30/77	1281.7	1213.1	1189.4	1413.7	1357.8
12/31/77	1289.0	1216.1	1197.3	1406.6	1348.7
1/1/78	1280.5	1216.2	1194.1	1401.8	1338.4
1/2/78	1264.8	1214.8	1180.6	1386.1	1316.6
1/3/78	1239.4	1209.2	1156.7	1371.3	1286.1
1/4/78	1215.7	1202.4	1133.9	1355.2	1254.0
1/5/78	1195.2	1185.6	1114.5	1332.0	1228.8
1/6/78	1178.2	1172.0	1099.2	1312.1	1207.8
1/7/78	1164.2	1156.6	1087.7	1284.9	1190.3
1/8/78	1149.3	1148.3	1074.6	1270.5	1175.1
1/9/78	1130.7	1139.8	1058.5	1257.2	1157.2
1/10/78	1113.8	1128.9	1044.4	1240.2	1133.9
1/11/78	1097.5	1120.2	1031.0	1228.2	1112.9
1/12/78	1078.2	1112.0	1014.6	1217.4	1091.2
1/13/78	1066.1	1090.7	1005.3	1195.5	1081.7
1/14/78	1065.7	1096.7	1006.3	1189.8	1079.1
1/15/78	1050.2	1086.9	993.1	1175.4	1060.7
1/16/78	1027.1	1073.9	973.5	1158.8	1040.5
1/17/78	1012.5	1059.0	961.1	1144.4	1044.4
1/18/78	1000.0	1052.4	950.8	1143.2	1044.9
1/19/78	994.0	1046.9	946.7	1132.6	1047.0
1/20/78	996.9	1037.1	950.9	1125.1	1052.9
1/21/78	995.2	1035.4	950.8	1125.6	1060.8
1/22/78	994.4	1028.8	951.7	1121.3	1068.8
1/23/78	991.2	1027.1	950.3	1118.6	1070.0
1/24/78	984.2	1019.3	945.0	1114.0	1063.9
1/25/78	979.4	1017.2	942.1	1110.9	1056.9
1/26/78	970.9	1014.8	935.9	1106.5	1038.7
1/27/78	958.2	1010.8	925.5	1101.6	1018.8

## Daily DSM2

	DB4	DB3	DB4	DB3	DB4
Date	Avg Of H3	Avg Of H4	Avg Of H4	Avg Of NAA	Avg Of NAA
1/28/78	959.0	998.1	929.9	1089.7	1004.3
1/29/78	957.3	1001.5	926.9	1091.4	1005.6
1/30/78	949.1	995.9	920.3	1079.9	996.1
1/31/78	932.3	986.8	906.3	1067.3	944.0
2/1/78	906.9	978.0	883.2	1011.2	797.7
2/2/78	897.2	967.4	875.0	952.4	741.6
2/3/78	886.5	957.3	865.0	915.7	720.5
2/4/78	880.0	946.9	859.2	888.6	707.8
2/5/78	872.6	935.0	853.0	857.5	694.4
2/6/78	867.0	929.0	848.4	832.9	677.9
2/7/78	858.8	923.9	841.5	810.9	660.3
2/8/78	853.2	916.3	836.7	788.8	639.2
2/9/78	855.3	915.3	839.4	772.9	642.7
2/10/78	853.8	911.3	838.8	755.8	635.1
2/11/78	880.6	918.0	865.1	765.6	662.4
2/12/78	894.2	920.6	878.8	762.6	666.5
2/13/78	919.4	923.9	903.6	758.2	660.6
2/14/78	993.0	927.9	976.8	750.2	652.8
2/15/78	969.2	932.6	952.2	749.9	649.8
2/16/78	978.9	935.2	962.0	745.9	658.0
2/17/78	978.1	937.1	961.6	747.2	667.7
2/18/78	974.4	934.5	958.4	750.2	690.5
2/19/78	968.9	928.9	953.6	754.8	719.9
2/20/78	956.5	920.3	942.0	757.8	745.8
2/21/78	945.1	911.2	931.3	763.7	762.1
2/22/78	936.1	902.4	923.1	770.4	769.6
2/23/78	928.1	895.5	915.6	779.6	776.3
2/24/78	929.8	893.0	918.0	780.8	757.6
2/25/78	934.7	890.4	923.4	784.8	743.4
2/26/78	945.0	896.1	934.1	781.2	720.0
2/27/78	952.4	908.4	942.2	777.9	699.1
2/28/78	936.6	911.0	926.9	764.9	667.0
3/1/78	932.9	913.1	923.0	741.9	622.0
3/2/78	940.2	917.2	930.4	724.8	602.8
3/3/78	936.2	917.0	927.0	681.3	548.9
3/4/78	931.4	912.7	922.3	685.6	580.2
3/5/78	933.1	912.4	924.1	688.2	605.6
3/6/78	934.8	912.0	926.2	674.8	587.8
3/7/78	933.2	911.2	924.8	664.6	571.6
3/8/78	929.5	908.3	921.4	651.9	572.7
3/9/78	925.7	906.3	917.9	646.6	576.8
3/10/78	924.9	903.1	917.4	648.4	580.3
3/11/78	914.6	895.9	907.3	652.6	597.3
3/12/78	905.6	885.5	898.9	655.5	611.4
3/13/78	890.7	870.7	884.5	662.4	613.3

## Daily DSM2

	DB4	DB3	DB4	DB3	DB4
Date	Avg Of H3	Avg Of H4	Avg Of H4	Avg Of NAA	Avg Of NAA
3/14/78	874.1	853.8	868.6	662.7	616.5
3/15/78	856.5	837.2	851.3	666.0	606.8
3/16/78	837.0	819.6	832.2	664.4	596.5
3/17/78	818.7	802.5	814.4	664.2	596.1
3/18/78	805.0	787.0	801.1	668.9	611.8
3/19/78	794.0	773.6	790.5	670.6	614.2
3/20/78	782.5	762.3	779.2	662.5	597.2
3/21/78	772.7	753.9	769.7	662.8	597.6
3/22/78	771.3	751.8	768.5	656.4	599.5
3/23/78	774.2	754.6	771.3	657.6	601.1
3/24/78	775.9	755.5	773.1	659.4	599.6
3/25/78	781.2	759.9	778.6	653.6	590.4
3/26/78	783.4	761.8	780.9	653.0	584.0
3/27/78	793.6	765.3	792.9	649.2	588.7
3/28/78	788.8	767.3	786.5	644.6	582.8
3/29/78	788.9	767.7	786.6	641.4	575.3
3/30/78	793.7	772.1	791.4	633.4	562.6
3/31/78	780.7	766.4	778.4	626.9	563.3
4/1/78	769.2	761.5	767.1	628.0	607.3
4/2/78	764.5	756.1	762.5	624.3	611.1
4/3/78	757.2	750.1	755.3	621.0	610.6
4/4/78	751.5	744.6	749.6	619.1	617.1
4/5/78	742.1	735.6	740.6	614.3	613.3
4/6/78	722.8	718.1	721.9	607.6	608.9
4/7/78	696.9	692.7	696.3	599.6	603.3
4/8/78	668.2	664.0	667.8	589.4	594.7
4/9/78	637.6	633.8	637.2	577.1	583.0
4/10/78	608.2	604.8	607.9	564.1	570.2
4/11/78	577.3	574.6	577.0	549.9	555.8
4/12/78	549.1	547.5	548.9	536.3	541.6
4/13/78	522.5	521.2	522.3	522.6	527.0
4/14/78	497.1	494.5	496.9	507.3	512.3
4/15/78	473.2	468.9	473.0	493.3	502.0
4/16/78	453.8	449.0	453.6	481.6	486.2
4/17/78	435.0	430.3	434.8	469.5	474.5
4/18/78	417.2	412.8	417.0	457.1	463.1
4/19/78	401.8	397.7	401.6	445.8	451.4
4/20/78	388.3	384.2	388.2	436.2	441.4
4/21/78	377.3	373.0	377.2	427.0	432.3
4/22/78	369.1	362.7	369.2	417.8	423.5
4/23/78	357.2	353.0	357.1	408.6	415.8
4/24/78	348.5	344.2	348.5	400.1	406.6
4/25/78	341.7	337.2	341.6	393.3	398.7
4/26/78	335.6	331.3	335.6	387.3	392.4
4/27/78	330.0	326.0	330.0	381.2	386.3



## Daily DSM2

	DB4	DB3	DB4	DB3	DB4
Date	Avg Of H3	Avg Of H4	Avg Of H4	Avg Of NAA	Avg Of NAA
4/28/78	324.3	320.9	324.3	375.0	380.4
4/29/78	319.0	315.5	319.0	368.4	372.9
4/30/78	319.7	311.8	319.8	363.1	370.1
5/1/78	316.6	308.3	316.3	356.4	363.9
5/2/78	314.6	305.5	314.0	349.4	357.1
5/3/78	309.2	299.8	308.0	339.9	347.8
5/4/78	302.0	291.2	300.1	328.5	336.6
5/5/78	295.0	282.0	292.8	316.4	326.2
5/6/78	287.5	274.2	284.9	305.7	315.2
5/7/78	281.2	267.6	278.9	296.1	307.1
5/8/78	277.1	261.9	273.8	287.8	298.4
5/9/78	271.8	257.9	268.5	280.9	290.8
5/10/78	268.6	255.1	265.4	275.2	285.1
5/11/78	265.9	253.3	262.7	270.5	279.9
5/12/78	264.5	251.6	265.2	266.7	278.3
5/13/78	262.6	250.6	260.1	264.0	273.5
5/14/78	263.9	251.1	261.2	262.8	273.4
5/15/78	264.2	251.2	261.9	262.4	273.2
5/16/78	265.0	250.9	262.9	261.6	273.7
5/17/78	269.9	251.5	267.1	261.4	276.9
5/18/78	269.4	252.9	268.0	262.1	277.7
5/19/78	270.8	254.7	276.2	263.6	280.7
5/20/78	272.0	256.3	270.9	264.8	279.6
5/21/78	273.0	258.1	272.1	266.2	280.0
5/22/78	275.2	260.0	273.9	267.1	281.1
5/23/78	274.9	261.3	274.3	267.8	280.7
5/24/78	275.8	262.4	275.3	268.5	281.0
5/25/78	276.5	263.5	276.3	268.7	282.1
5/26/78	277.7	264.8	277.8	269.3	281.4
5/27/78	280.0	266.0	280.5	269.9	283.5
5/28/78	283.0	268.1	287.2	271.1	288.9
5/29/78	287.5	269.5	289.7	272.5	290.5
5/30/78	292.9	272.8	294.8	274.1	294.4
5/31/78	297.0	276.1	294.9	277.5	301.4
6/1/78	298.9	279.7	296.6	282.8	306.6
6/2/78	303.0	283.1	300.9	287.5	303.4
6/3/78	303.5	286.6	303.4	291.7	301.9
6/4/78	308.2	290.4	307.6	295.1	302.5
6/5/78	311.6	293.8	310.8	298.2	302.2
6/6/78	315.8	297.6	314.6	301.3	304.4
6/7/78	320.7	301.4	318.9	303.7	304.0
6/8/78	325.8	305.8	323.5	306.0	306.5
6/9/78	332.2	310.7	329.2	308.4	307.3
6/10/78	338.2	315.6	334.4	310.4	305.9
6/11/78	345.9	321.3	341.2	312.9	305.7

## Daily DSM2

	DB4	DB3	DB4	DB3	DB4
Date	Avg Of H3	Avg Of H4	Avg Of H4	Avg Of NAA	Avg Of NAA
6/12/78	352.8	326.9	347.0	314.9	305.0
6/13/78	361.4	332.4	354.8	317.3	308.0
6/14/78	363.7	337.5	356.3	319.1	307.4
6/15/78	366.7	341.9	358.8	320.6	309.5
6/16/78	368.4	346.0	361.0	322.3	307.9
6/17/78	371.4	351.3	364.6	323.5	312.1
6/18/78	376.8	357.4	370.6	325.0	312.6
6/19/78	381.5	365.1	376.5	326.3	311.5
6/20/78	386.2	373.4	384.8	327.3	313.7
6/21/78	392.4	382.2	391.6	328.4	317.7
6/22/78	400.0	390.6	400.5	329.7	316.3
6/23/78	406.8	398.4	408.7	331.6	318.0
6/24/78	413.1	404.9	415.8	332.5	318.9
6/25/78	420.8	411.8	423.6	334.7	315.7
6/26/78	426.0	418.1	429.1	334.4	315.9
6/27/78	432.7	422.9	435.2	335.5	318.4
6/28/78	435.2	427.7	438.8	336.2	317.3
6/29/78	440.1	432.3	443.3	336.4	313.7
6/30/78	445.0	437.8	445.6	331.3	298.8
7/1/78	437.9	438.0	423.7	325.5	289.9
7/2/78	425.4	437.3	417.7	321.7	288.1
7/3/78	416.5	435.8	412.8	317.6	287.4
7/4/78	412.9	433.6	410.0	314.2	291.5
7/5/78	406.9	432.8	404.8	312.3	292.5
7/6/78	404.7	429.9	402.4	314.0	296.2
7/7/78	403.7	429.2	401.4	314.6	299.6
7/8/78	399.7	427.3	397.0	317.1	304.8
7/9/78	397.2	425.9	395.4	318.6	309.7
7/10/78	395.6	423.5	392.8	321.7	313.8
7/11/78	390.4	423.8	389.9	323.9	320.4
7/12/78	390.4	421.2	390.0	326.9	321.7
7/13/78	385.2	419.1	386.5	329.1	323.7
7/14/78	382.3	414.9	382.8	331.3	329.0
7/15/78	376.7	410.2	378.5	332.5	326.8
7/16/78	368.9	406.6	371.1	333.5	331.0
7/17/78	368.6	400.4	367.5	335.4	333.3
7/18/78	367.0	395.2	366.7	338.4	337.7
7/19/78	364.6	392.6	364.3	342.6	346.5
7/20/78	358.6	389.3	359.1	348.3	354.8
7/21/78	356.9	385.7	357.3	353.9	366.2
7/22/78	356.0	383.8	355.8	360.8	372.4
7/23/78	354.3	380.8	353.9	367.4	380.0
7/24/78	351.1	380.7	352.3	372.5	387.7
7/25/78	352.9	380.4	353.4	378.9	391.2
7/26/78	349.2	378.5	351.2	383.8	394.6

## Daily DSM2

	DB4	DB3	DB4	DB3	DB4
Date	Avg Of H3	Avg Of H4	Avg Of H4	Avg Of NAA	Avg Of NAA
7/27/78	343.0	375.6	349.0	388.9	392.4
7/28/78	342.3	373.5	344.1	390.7	390.6
7/29/78	340.6	370.5	342.7	391.8	386.7
7/30/78	335.5	367.4	337.7	392.3	385.0
7/31/78	329.4	366.5	339.1	392.1	385.4
8/1/78	326.4	363.5	333.0	393.0	384.9
8/2/78	324.0	360.2	327.2	394.0	387.6
8/3/78	321.7	357.1	323.0	395.9	391.9
8/4/78	319.4	354.7	322.7	398.2	396.5
8/5/78	317.5	350.6	318.4	401.1	401.3
8/6/78	317.3	348.7	317.2	404.3	407.1
8/7/78	317.0	345.2	318.1	407.7	412.7
8/8/78	314.7	344.8	315.3	411.0	418.0
8/9/78	318.3	342.5	317.3	416.1	423.8
8/10/78	314.0	340.3	312.1	420.8	429.1
8/11/78	314.1	339.8	314.8	425.0	433.0
8/12/78	315.1	337.5	314.1	429.2	437.2
8/13/78	314.9	335.2	313.2	433.2	442.7
8/14/78	315.0	333.4	313.4	437.8	449.7
8/15/78	316.5	332.0	316.2	442.6	456.4
8/16/78	316.8	331.3	315.5	449.3	468.4
8/17/78	319.1	330.4	316.0	458.0	486.0
8/18/78	322.7	329.9	318.1	469.7	505.9
8/19/78	326.3	330.8	322.0	483.2	524.1
8/20/78	332.9	332.1	326.6	495.9	540.4
8/21/78	338.0	334.3	332.0	507.9	560.7
8/22/78	345.7	336.5	337.2	521.4	576.4
8/23/78	350.6	340.1	344.0	541.6	592.8
8/24/78	357.7	343.0	348.8	559.7	604.6
8/25/78	365.2	346.0	355.1	572.3	612.2
8/26/78	372.5	349.7	360.9	580.3	618.3
8/27/78	377.4	353.9	367.5	590.5	626.1
8/28/78	381.3	358.3	372.5	599.7	637.3
8/29/78	386.8	362.6	374.7	610.5	653.9
8/30/78	392.6	366.6	380.0	622.9	668.1
8/31/78	395.3	370.4	383.3	639.1	681.4
9/1/78	396.7	373.5	385.4	647.6	699.9
9/2/78	401.1	376.0	389.7	659.1	711.8
9/3/78	408.1	380.0	395.6	675.5	728.3
9/4/78	408.8	382.4	397.4	685.6	734.8
9/5/78	411.4	385.5	399.9	695.3	738.5
9/6/78	413.9	388.7	402.5	706.0	737.3
9/7/78	416.8	391.6	405.0	709.8	729.3
9/8/78	420.3	394.8	408.5	712.8	719.4
9/9/78	419.7	397.3	408.1	710.3	704.7

## Daily DSM2

	DB4	DB3	DB4	DB3	DB4
Date	Avg Of H3	Avg Of H4	Avg Of H4	Avg Of NAA	Avg Of NAA
9/10/78	421.8	399.9	410.1	705.8	686.9
9/11/78	422.9	402.6	411.0	697.0	665.9
9/12/78	421.8	404.5	409.8	688.0	652.3
9/13/78	421.7	405.8	409.6	677.6	637.8
9/14/78	421.5	407.0	409.2	666.7	620.1
9/15/78	420.6	408.0	408.2	654.0	601.5
9/16/78	420.2	408.8	407.8	638.9	588.0
9/17/78	422.0	409.9	409.6	631.4	574.0
9/18/78	422.2	410.6	409.8	616.3	555.7
9/19/78	421.4	411.5	408.7	600.5	532.4
9/20/78	419.0	411.8	406.1	580.3	507.5
9/21/78	417.3	411.9	404.5	558.7	488.1
9/22/78	415.3	412.2	402.2	537.0	466.5
9/23/78	410.5	411.7	398.4	515.4	447.4
9/24/78	409.5	411.4	397.0	502.6	432.5
9/25/78	408.7	410.7	395.8	493.3	422.0
9/26/78	409.1	410.3	396.2	481.0	412.0
9/27/78	407.1	409.3	394.9	466.2	400.9
9/28/78	401.6	408.5	388.7	454.9	394.3
9/29/78	400.6	406.7	386.9	444.3	382.6
9/30/78	398.1	406.2	386.9	444.8	380.9
10/1/78	396.2	405.0	389.2	434.3	379.2
10/2/78	395.1	403.8	392.8	419.4	371.7
10/3/78	394.7	402.7	393.4	411.4	367.7
10/4/78	399.5	402.3	396.1	405.1	363.9
10/5/78	398.5	402.0	397.7	400.2	356.8
10/6/78	398.5	401.9	398.8	393.7	350.8
10/7/78	396.8	402.0	399.1	385.2	342.7
10/8/78	397.5	402.2	401.2	382.1	343.1
10/9/78	398.4	402.4	402.4	377.4	339.7
10/10/78	395.6	403.1	402.5	370.8	336.0
10/11/78	390.1	403.2	399.8	364.1	331.3
10/12/78	386.4	403.4	398.7	359.7	325.7
10/13/78	387.1	403.4	399.0	356.5	323.0
10/14/78	386.3	403.8	398.9	350.2	317.9
10/15/78	379.3	403.5	395.0	345.9	313.5
10/16/78	373.8	403.1	391.3	341.1	310.3
10/17/78	372.5	402.3	389.7	337.2	308.5
10/18/78	369.0	401.4	387.4	333.4	305.1
10/19/78	366.6	400.2	386.7	329.4	301.5
10/20/78	365.7	399.9	385.9	326.9	299.7
10/21/78	364.6	399.8	387.4	323.8	298.2
10/22/78	360.3	399.1	385.2	320.7	297.2
10/23/78	357.0	398.4	382.3	320.3	298.0
10/24/78	359.0	398.3	383.0	319.2	301.0

## Daily DSM2

	DB4	DB3	DB4	DB3	DB4
Date	Avg Of H3	Avg Of H4	Avg Of H4	Avg Of NAA	Avg Of NAA
10/25/78	357.7	397.9	383.3	317.1	300.5
10/26/78	356.2	397.7	381.1	317.0	301.2
10/27/78	353.1	396.7	378.5	315.4	300.5
10/28/78	356.4	396.2	380.5	315.5	302.2
10/29/78	357.7	395.2	380.9	315.5	305.1
10/30/78	354.4	394.6	378.7	316.0	306.6
10/31/78	359.1	392.7	380.8	314.8	309.0
11/1/78	365.7	391.9	386.4	315.1	312.0
11/2/78	369.8	391.4	388.6	316.6	318.4
11/3/78	372.1	391.3	390.2	319.7	328.0
11/4/78	373.3	391.8	391.6	325.1	337.7
11/5/78	375.8	392.4	393.2	329.5	345.2
11/6/78	377.9	393.3	394.5	333.2	349.6
11/7/78	380.3	394.5	395.8	338.2	354.1
11/8/78	382.7	395.9	397.0	342.8	357.3
11/9/78	385.2	397.3	398.4	346.9	360.2
11/10/78	387.1	398.8	399.7	351.5	361.7
11/11/78	389.7	400.3	401.7	353.2	362.6
11/12/78	392.3	401.9	403.2	355.9	363.9
11/13/78	395.5	403.7	405.3	358.3	364.6
11/14/78	398.5	405.7	407.4	360.7	366.6
11/15/78	402.4	407.8	410.1	363.0	368.5
11/16/78	405.7	410.3	412.4	365.3	370.4
11/17/78	409.6	413.0	415.2	367.8	373.6
11/18/78	413.6	415.7	418.1	370.8	377.9
11/19/78	418.1	418.6	421.3	373.1	381.1
11/20/78	421.4	421.1	424.0	376.1	386.1
11/21/78	424.7	423.8	426.8	379.9	389.8
11/22/78	427.0	425.9	428.6	382.5	395.2
11/23/78	430.1	428.3	431.2	385.6	402.4
11/24/78	433.3	430.8	433.8	391.7	409.6
11/25/78	437.2	433.3	436.6	396.1	416.4
11/26/78	440.4	436.1	439.0	402.3	422.6
11/27/78	443.2	438.9	441.7	406.2	426.4
11/28/78	446.6	441.8	443.9	411.7	429.4
11/29/78	450.0	444.8	446.7	416.0	431.3
11/30/78	453.8	448.3	449.0	423.3	437.3
12/1/78	454.0	448.5	444.2	426.0	438.8
12/2/78	443.6	445.2	425.2	430.4	443.4
12/3/78	428.7	439.8	405.4	434.9	447.0
12/4/78	414.0	433.5	391.0	438.6	449.2
12/5/78	409.9	426.7	388.5	441.1	447.5
12/6/78	403.7	417.8	380.9	441.8	443.9
12/7/78	396.5	413.5	374.5	442.1	440.0
12/8/78	386.5	404.6	360.9	441.6	436.1

## Daily DSM2

	DB4	DB3	DB4	DB3	DB4
Date	Avg Of H3	Avg Of H4	Avg Of H4	Avg Of NAA	Avg Of NAA
12/9/78	371.8	396.5	347.6	439.1	426.0
12/10/78	365.8	386.3	339.3	434.4	416.9
12/11/78	361.5	378.4	333.8	428.6	408.6
12/12/78	354.6	368.7	327.8	422.4	402.0
12/13/78	351.7	364.0	324.6	419.0	400.7
12/14/78	344.7	354.4	318.9	417.4	400.6
12/15/78	340.9	350.4	318.0	415.4	404.0
12/16/78	333.3	343.6	315.5	415.4	413.0
12/17/78	337.6	343.1	321.7	422.5	426.1
12/18/78	342.9	345.8	327.6	428.9	446.1
12/19/78	343.2	345.1	331.5	442.2	472.0
12/20/78	341.5	345.9	338.6	455.1	507.3
12/21/78	345.9	348.1	349.1	471.4	528.3
12/22/78	349.1	351.1	360.7	482.3	562.3
12/23/78	355.4	356.0	373.5	506.3	582.8
12/24/78	361.1	364.6	389.0	534.5	618.2
12/25/78	367.8	373.2	401.8	567.7	650.4
12/26/78	374.6	383.7	416.4	599.3	680.4
12/27/78	381.5	391.7	431.3	612.9	719.3
12/28/78	388.3	405.0	446.0	646.1	765.5
12/29/78	397.8	421.1	469.7	685.8	814.4
12/30/78	407.0	433.8	487.8	723.3	859.9
12/31/78	428.5	448.3	517.7	748.8	886.4
1/1/79	453.7	467.2	545.1	775.1	901.6
1/2/79	477.7	497.6	577.4	805.7	934.2
1/3/79	492.6	512.5	591.2	838.8	938.9
1/4/79	510.5	530.7	614.1	852.7	965.4
1/5/79	528.3	550.2	635.3	880.1	977.6
1/6/79	545.7	576.2	654.6	904.4	998.1
1/7/79	563.7	593.4	676.4	924.5	1017.0
1/8/79	576.1	616.4	689.2	943.9	1016.6
1/9/79	577.0	625.9	685.1	952.4	1009.8
1/10/79	607.1	649.6	721.8	974.3	1028.1
1/11/79	601.5	656.8	710.9	975.3	1014.1
1/12/79	611.4	670.0	719.5	983.4	1013.3
1/13/79	627.6	686.1	738.4	991.9	1013.0
1/14/79	624.8	695.4	731.0	992.5	1001.1
1/15/79	626.9	700.1	729.2	994.3	998.8
1/16/79	634.6	707.8	735.8	996.4	991.3
1/17/79	637.1	713.8	735.7	997.0	984.9
1/18/79	642.4	720.1	738.7	996.8	981.4
1/19/79	645.9	726.5	740.2	997.3	974.9
1/20/79	647.0	730.8	738.2	994.5	957.0
1/21/79	642.3	733.5	730.3	985.4	933.2
1/22/79	645.8	736.7	732.6	976.8	911.1

## Daily DSM2

	DB4	DB3	DB4	DB3	DB4
Date	Avg Of H3	Avg Of H4	Avg Of H4	Avg Of NAA	Avg Of NAA
1/23/79	641.1	737.3	722.5	955.6	877.1
1/24/79	636.6	735.9	714.2	944.9	866.0
1/25/79	643.5	736.6	720.6	942.0	876.2
1/26/79	644.4	734.9	716.8	928.3	854.3
1/27/79	633.2	730.2	700.4	908.1	820.0
1/28/79	629.4	725.5	692.9	888.5	801.3
1/29/79	621.0	719.1	678.9	866.8	769.2
1/30/79	617.4	716.0	671.7	851.6	751.8
1/31/79	613.7	709.6	665.4	824.9	738.2
2/1/79	613.9	709.9	663.6	820.3	733.5
2/2/79	609.4	707.7	654.7	810.9	710.1
2/3/79	589.0	699.9	628.8	798.6	671.8
2/4/79	573.9	683.5	608.9	766.9	641.7
2/5/79	569.9	676.7	602.0	755.2	627.9
2/6/79	561.7	669.2	591.3	733.0	607.5
2/7/79	555.9	659.2	583.5	708.7	593.8
2/8/79	557.1	653.1	583.7	697.6	591.3
2/9/79	548.0	643.7	572.4	683.7	575.8
2/10/79	545.2	636.5	568.3	666.8	567.8
2/11/79	539.0	628.9	560.2	656.4	555.0
2/12/79	526.8	613.5	545.6	629.0	537.3
2/13/79	535.4	608.7	554.9	623.8	545.6
2/14/79	546.0	615.0	566.1	625.3	545.4
2/15/79	551.8	612.6	571.1	611.4	540.4
2/16/79	554.2	614.6	572.9	611.3	541.7
2/17/79	548.2	611.5	565.4	604.0	531.5
2/18/79	546.5	608.0	563.1	599.3	530.9
2/19/79	542.5	603.5	557.5	587.9	518.2
2/20/79	526.3	595.0	538.4	571.4	492.5
2/21/79	550.2	599.1	565.0	574.9	517.2
2/22/79	553.0	598.6	567.2	567.1	516.6
2/23/79	560.0	599.7	574.4	570.6	529.7
2/24/79	560.0	597.8	573.5	566.0	528.9
2/25/79	561.3	598.5	574.1	564.7	527.6
2/26/79	577.9	601.9	591.7	566.8	541.2
2/27/79	586.0	603.4	600.1	565.3	537.0
2/28/79	586.4	603.0	603.7	561.3	528.8
3/1/79	588.8	602.5	606.9	559.0	526.8
3/2/79	592.5	601.6	613.1	558.1	523.4
3/3/79	595.1	598.8	605.3	555.6	515.9
3/4/79	596.9	594.5	601.3	553.0	510.0
3/5/79	599.5	587.8	596.5	548.2	497.3
3/6/79	602.2	580.3	589.5	542.5	483.9
3/7/79	602.4	572.9	583.4	535.1	471.4
3/8/79	601.9	565.7	576.3	527.1	471.6

## Daily DSM2

	DB4	DB3	DB4	DB3	DB4
Date	Avg Of H3	Avg Of H4	Avg Of H4	Avg Of NAA	Avg Of NAA
3/9/79	601.7	560.2	569.6	523.0	472.7
3/10/79	600.4	558.1	569.6	516.0	468.8
3/11/79	586.9	557.8	569.8	514.0	455.4
3/12/79	568.9	558.6	560.7	503.2	448.0
3/13/79	553.2	558.6	554.3	491.2	437.9
3/14/79	532.0	558.4	549.2	495.0	431.1
3/15/79	515.1	557.5	544.4	479.3	419.8
3/16/79	504.2	557.6	543.0	473.3	413.9
3/17/79	498.7	557.8	543.1	466.2	409.5
3/18/79	486.6	557.0	539.2	457.7	395.7
3/19/79	475.4	555.7	534.4	448.8	383.2
3/20/79	468.5	553.4	530.3	439.9	381.3
3/21/79	459.1	553.9	531.8	434.5	373.3
3/22/79	447.4	552.7	530.4	427.9	372.3
3/23/79	436.4	551.0	524.9	421.1	365.9
3/24/79	428.2	547.7	517.7	414.1	362.6
3/25/79	416.8	542.2	505.9	404.0	354.2
3/26/79	402.1	532.5	487.6	391.5	342.3
3/27/79	408.1	526.8	491.8	382.1	347.6
3/28/79	417.8	527.7	504.0	382.8	348.7
3/29/79	417.4	525.5	504.3	378.4	342.3
3/30/79	410.3	524.4	499.1	374.7	335.7
3/31/79	418.6	522.1	497.8	376.1	347.1
4/1/79	439.9	520.7	511.8	375.1	371.2
4/2/79	449.4	519.6	520.2	375.4	381.0
4/3/79	454.0	517.9	523.4	375.9	384.9
4/4/79	454.3	515.6	522.1	376.4	388.1
4/5/79	453.1	511.8	519.0	377.3	388.7
4/6/79	453.2	509.0	517.3	379.1	389.7
4/7/79	452.8	506.4	515.0	380.0	390.8
4/8/79	452.6	504.4	512.9	382.4	392.4
4/9/79	453.6	503.3	512.1	384.3	394.9
4/10/79	454.1	500.4	510.7	385.2	396.4
4/11/79	453.5	498.3	507.9	386.9	397.6
4/12/79	454.8	496.5	507.1	388.8	400.8
4/13/79	454.7	494.7	504.7	390.8	402.8
4/14/79	454.0	492.5	501.8	392.3	403.2
4/15/79	452.9	490.5	498.6	393.4	404.1
4/16/79	453.3	489.0	497.3	395.2	405.9
4/17/79	452.6	488.2	495.3	396.1	405.4
4/18/79	453.8	486.4	495.1	397.0	407.1
4/19/79	455.2	485.1	495.1	398.2	409.9
4/20/79	455.4	483.0	493.6	398.9	411.3
4/21/79	454.9	481.0	491.4	400.2	412.8
4/22/79	455.6	479.7	490.4	401.9	414.8



## Daily DSM2

	DB4	DB3	DB4	DB3	DB4
Date	Avg Of H3	Avg Of H4	Avg Of H4	Avg Of NAA	Avg Of NAA
4/23/79	455.2	478.3	488.5	402.8	413.4
4/24/79	454.7	476.8	486.7	403.9	414.7
4/25/79	453.3	475.5	483.5	405.1	415.6
4/26/79	451.9	474.6	481.3	406.1	414.3
4/27/79	453.3	474.0	481.7	406.7	416.3
4/28/79	456.8	472.8	484.0	407.4	424.9
4/29/79	454.6	472.3	480.8	408.2	418.7
4/30/79	455.5	470.6	480.6	408.6	420.3
5/1/79	456.9	469.6	481.0	409.5	422.6
5/2/79	461.4	468.6	484.6	410.7	427.9
5/3/79	459.4	467.3	481.4	411.6	429.8
5/4/79	461.1	465.8	482.0	413.0	432.6
5/5/79	459.4	464.9	479.2	413.5	431.6
5/6/79	459.1	464.0	477.9	415.0	432.8
5/7/79	458.6	463.9	476.6	417.0	433.3
5/8/79	458.9	463.3	476.1	418.5	434.4
5/9/79	460.4	463.2	476.6	421.0	437.5
5/10/79	459.7	462.1	475.1	421.9	438.7
5/11/79	458.2	460.8	472.7	423.2	438.2
5/12/79	461.0	460.0	474.9	425.0	439.4
5/13/79	455.3	459.0	468.1	426.8	438.2
5/14/79	454.0	457.7	466.1	428.0	438.0
5/15/79	453.9	456.6	465.5	429.5	439.3
5/16/79	454.6	455.6	465.7	431.1	441.8
5/17/79	456.4	455.0	466.8	432.8	445.4
5/18/79	458.8	454.9	468.8	435.4	448.8
5/19/79	455.4	454.1	464.8	436.9	447.0
5/20/79	454.8	453.4	463.8	438.2	447.4
5/21/79	455.0	452.5	463.5	438.7	449.0
5/22/79	455.7	451.0	463.9	437.4	449.4
5/23/79	451.8	448.2	459.4	434.6	445.8
5/24/79	446.0	443.5	453.0	430.9	442.4
5/25/79	438.4	436.5	444.8	427.0	437.3
5/26/79	431.1	428.9	436.9	422.3	431.5
5/27/79	425.5	421.5	430.7	417.2	426.8
5/28/79	417.1	413.8	421.9	411.9	421.7
5/29/79	409.6	406.1	413.8	407.1	416.8
5/30/79	403.0	399.2	406.7	402.8	412.4
5/31/79	401.7	394.6	405.0	400.5	412.4
6/1/79	416.6	396.7	419.4	401.4	422.4
6/2/79	417.5	400.4	420.5	403.2	426.6
6/3/79	418.3	401.8	421.8	404.9	428.9
6/4/79	409.4	404.9	412.9	408.5	424.8
6/5/79	405.8	406.7	408.8	410.7	417.3
6/6/79	405.6	408.4	408.7	412.6	412.3

## Daily DSM2

	DB4	DB3	DB4	DB3	DB4
Date	Avg Of H3	Avg Of H4	Avg Of H4	Avg Of NAA	Avg Of NAA
6/7/79	402.4	409.5	405.4	413.4	408.3
6/8/79	400.7	410.3	404.0	413.9	408.6
6/9/79	398.4	410.2	402.0	413.4	403.3
6/10/79	393.8	409.7	397.4	412.6	399.5
6/11/79	392.5	408.7	396.1	411.1	397.8
6/12/79	390.9	407.8	394.5	409.8	394.9
6/13/79	394.0	407.3	397.9	409.0	395.7
6/14/79	390.5	406.9	394.6	408.0	394.6
6/15/79	389.6	407.0	393.6	407.5	388.8
6/16/79	392.4	407.4	396.7	406.5	388.2
6/17/79	393.9	407.8	398.0	406.2	387.8
6/18/79	391.4	407.6	395.7	404.6	383.1
6/19/79	387.0	406.6	391.3	400.6	376.9
6/20/79	384.3	405.3	388.5	399.1	376.7
6/21/79	381.0	403.9	385.5	395.8	368.3
6/22/79	373.8	401.5	378.3	392.3	361.4
6/23/79	372.6	399.3	377.1	388.1	357.5
6/24/79	372.8	397.6	377.4	385.3	356.7
6/25/79	373.7	396.5	378.3	383.2	359.4
6/26/79	372.8	396.0	377.8	381.6	356.1
6/27/79	371.3	395.3	376.2	380.5	353.4
6/28/79	370.0	394.7	375.1	379.1	351.3
6/29/79	368.8	394.0	374.0	377.5	353.2
6/30/79	351.2	394.2	362.0	374.5	326.2
7/1/79	349.7	390.5	356.2	361.1	298.5
7/2/79	352.9	388.7	356.2	352.6	291.8
7/3/79	353.2	387.0	355.6	343.4	286.2
7/4/79	348.7	383.4	349.8	334.4	285.3
7/5/79	344.5	379.7	346.8	327.2	283.7
7/6/79	343.5	375.4	349.0	321.4	283.7
7/7/79	340.9	371.1	344.0	316.1	284.8
7/8/79	337.1	367.2	338.9	313.8	287.0
7/9/79	336.0	363.4	339.1	312.9	291.0
7/10/79	335.4	360.2	338.8	312.7	296.8
7/11/79	333.7	358.1	336.7	314.6	305.6
7/12/79	333.0	355.9	335.4	317.6	317.2
7/13/79	334.7	354.7	338.9	321.9	325.4
7/14/79	334.6	354.4	334.9	326.5	335.5
7/15/79	341.3	354.2	339.7	332.8	345.7
7/16/79	341.6	354.5	342.9	339.5	356.6
7/17/79	340.3	354.6	343.0	347.7	369.4
7/18/79	339.3	354.2	340.5	355.3	380.0
7/19/79	340.6	353.4	341.7	363.5	390.2
7/20/79	343.2	353.8	343.5	372.8	399.9
7/21/79	344.8	354.3	346.9	383.0	416.1

## Daily DSM2

	DB4	DB3	DB4	DB3	DB4
Date	Avg Of H3	Avg Of H4	Avg Of H4	Avg Of NAA	Avg Of NAA
7/22/79	347.6	355.0	349.2	395.8	437.1
7/23/79	350.5	356.4	351.1	412.6	462.3
7/24/79	354.5	358.0	356.3	426.3	482.7
7/25/79	359.7	360.2	361.5	441.1	506.0
7/26/79	366.8	362.5	365.6	456.6	526.1
7/27/79	370.3	365.8	373.1	471.9	543.2
7/28/79	374.5	369.1	376.3	491.3	559.6
7/29/79	379.4	372.6	380.4	502.1	577.8
7/30/79	386.4	375.7	384.4	515.5	580.3
7/31/79	386.2	378.2	387.5	527.7	580.9
8/1/79	388.8	380.9	388.5	535.2	579.6
8/2/79	389.6	383.3	389.9	543.5	582.5
8/3/79	390.1	385.2	391.0	550.1	581.1
8/4/79	390.8	386.9	391.8	555.0	582.1
8/5/79	391.6	388.5	392.9	561.1	585.3
8/6/79	391.5	389.4	393.1	566.5	589.0
8/7/79	392.3	390.5	394.1	571.4	595.9
8/8/79	393.1	391.7	395.1	576.8	603.5
8/9/79	394.1	393.1	396.3	584.0	609.7
8/10/79	395.6	394.5	397.9	589.5	615.8
8/11/79	397.9	395.9	399.8	594.8	622.0
8/12/79	400.3	397.5	401.9	600.6	625.7
8/13/79	404.2	399.4	405.6	606.3	627.4
8/14/79	406.1	401.4	407.0	610.1	631.5
8/15/79	408.6	403.2	408.8	614.5	630.3
8/16/79	409.8	405.0	409.4	617.5	629.0
8/17/79	413.1	407.0	412.1	619.0	625.9
8/18/79	416.5	409.1	414.2	619.8	620.2
8/19/79	419.7	411.0	417.8	619.9	617.0
8/20/79	424.9	413.8	423.1	619.5	614.7
8/21/79	427.8	416.2	425.1	619.4	614.1
8/22/79	432.9	419.2	429.5	619.3	614.6
8/23/79	436.8	421.7	433.1	619.5	616.5
8/24/79	441.7	425.0	438.1	620.0	617.5
8/25/79	446.2	428.6	442.2	620.5	618.9
8/26/79	450.0	431.1	445.5	621.3	619.4
8/27/79	455.3	435.3	451.4	621.9	620.1
8/28/79	460.0	438.5	455.5	622.3	619.6
8/29/79	463.1	442.0	459.4	622.8	620.2
8/30/79	467.8	446.6	464.1	623.2	620.9
8/31/79	472.3	450.0	467.5	623.4	622.5
9/1/79	473.1	453.9	469.0	624.6	626.0
9/2/79	476.6	457.5	472.7	627.1	633.1
9/3/79	480.9	461.3	477.3	630.7	644.8
9/4/79	485.4	465.4	482.4	637.2	662.4

## Daily DSM2

	DB4	DB3	DB4	DB3	DB4
Date	Avg Of H3	Avg Of H4	Avg Of H4	Avg Of NAA	Avg Of NAA
9/5/79	490.1	469.3	487.8	647.6	685.6
9/6/79	496.4	473.5	495.2	661.9	712.6
9/7/79	502.1	478.5	502.1	677.2	741.7
9/8/79	509.7	482.5	511.0	696.4	773.4
9/9/79	517.3	488.6	520.0	714.3	805.0
9/10/79	528.2	494.9	532.4	743.7	836.2
9/11/79	536.4	502.8	541.8	765.9	861.9
9/12/79	544.5	510.9	551.0	791.8	885.0
9/13/79	554.3	516.8	562.1	806.9	900.1
9/14/79	566.0	526.1	575.2	827.3	917.4
9/15/79	578.1	536.2	588.7	844.7	931.9
9/16/79	591.7	546.0	603.9	866.3	946.1
9/17/79	604.1	554.2	617.4	883.1	954.1
9/18/79	617.3	564.1	631.6	895.3	970.9
9/19/79	627.6	572.9	642.9	911.3	985.8
9/20/79	638.4	584.8	654.4	929.1	996.7
9/21/79	646.8	592.8	663.4	943.0	1005.6
9/22/79	656.2	603.1	673.3	952.0	1014.0
9/23/79	667.3	615.2	685.0	966.0	1021.0
9/24/79	672.6	625.6	690.4	975.7	1026.4
9/25/79	683.3	635.1	701.5	987.3	1033.5
9/26/79	694.9	646.2	713.7	999.2	1039.2
9/27/79	702.4	654.4	721.6	1007.9	1046.7
9/28/79	703.6	663.4	722.4	1014.0	1050.6
9/29/79	711.0	671.1	730.3	1018.2	1057.4
9/30/79	700.7	683.1	723.0	1024.0	1060.9
10/1/79	700.8	687.6	725.0	1031.1	1068.0
10/2/79	703.7	691.1	730.2	1040.4	1079.2
10/3/79	703.0	694.9	730.9	1046.0	1091.7
10/4/79	702.2	700.1	731.3	1060.1	1107.1
10/5/79	703.4	701.0	733.7	1064.1	1121.2
10/6/79	702.6	704.6	733.4	1076.1	1132.7
10/7/79	702.0	706.8	734.3	1085.6	1143.5
10/8/79	702.7	709.4	737.0	1093.9	1151.5
10/9/79	700.4	711.8	735.4	1101.5	1154.7
10/10/79	699.9	713.5	736.7	1111.4	1156.9
10/11/79	701.7	715.4	740.4	1118.6	1157.3
10/12/79	702.7	717.2	743.5	1122.6	1154.2
10/13/79	702.4	719.3	743.6	1125.2	1147.8
10/14/79	704.2	720.7	747.5	1126.9	1142.1
10/15/79	709.1	724.1	754.9	1126.9	1135.2
10/16/79	714.5	726.5	761.2	1126.5	1125.7
10/17/79	716.5	730.8	761.9	1122.9	1115.5
10/18/79	716.8	733.3	758.5	1119.6	1106.3
10/19/79	716.7	736.6	753.9	1113.6	1096.1

## Daily DSM2

	DB4	DB3	DB4	DB3	DB4
Date	Avg Of H3	Avg Of H4	Avg Of H4	Avg Of NAA	Avg Of NAA
10/20/79	711.1	736.7	746.4	1109.2	1087.3
10/21/79	708.6	736.9	741.3	1103.7	1074.6
10/22/79	704.2	735.8	733.4	1095.9	1060.8
10/23/79	696.8	733.2	723.0	1087.2	1047.2
10/24/79	687.3	728.5	710.4	1073.7	1035.2
10/25/79	687.7	727.0	712.5	1072.4	1034.2
10/26/79	683.0	723.5	704.7	1063.8	1020.9
10/27/79	678.5	719.7	698.5	1057.3	1019.1
10/28/79	675.1	716.6	693.4	1051.3	1015.4
10/29/79	665.5	710.0	681.3	1042.2	1011.7
10/30/79	656.3	706.0	671.0	1038.6	1007.2
10/31/79	642.4	695.5	656.5	1021.9	989.9
11/1/79	620.9	689.7	639.5	1016.1	976.0
11/2/79	599.4	678.0	622.2	1004.8	960.3
11/3/79	589.9	667.9	615.1	993.4	951.0
11/4/79	576.8	660.3	604.3	983.5	938.0
11/5/79	557.8	646.4	587.0	968.2	923.1
11/6/79	541.4	634.0	572.5	957.3	912.5
11/7/79	537.9	626.2	569.8	950.8	908.2
11/8/79	531.7	618.5	565.1	943.6	903.2
11/9/79	518.5	609.3	551.5	935.8	897.2
11/10/79	519.2	604.2	551.4	930.4	895.2
11/11/79	516.3	597.1	549.4	922.5	888.3
11/12/79	507.1	593.8	540.0	918.5	880.4
11/13/79	502.9	588.5	535.2	911.5	871.6
11/14/79	495.2	577.0	527.9	898.6	854.9
11/15/79	495.3	572.8	528.8	891.6	841.4
11/16/79	491.6	566.3	526.2	880.5	831.6
11/17/79	496.5	563.6	532.1	873.6	830.2
11/18/79	497.7	560.8	533.8	868.6	827.6
11/19/79	491.6	555.6	528.0	858.5	819.2
11/20/79	490.7	551.8	526.4	850.2	813.7
11/21/79	489.3	547.1	524.4	841.4	807.1
11/22/79	491.1	542.3	525.0	834.4	801.5
11/23/79	491.2	540.6	524.2	827.6	793.2
11/24/79	492.5	538.8	524.4	820.9	788.1
11/25/79	494.1	537.0	524.6	816.3	786.4
11/26/79	496.4	535.2	525.9	810.0	784.0
11/27/79	497.6	535.0	525.8	805.9	779.1
11/28/79	497.7	533.4	523.2	797.6	770.8
11/29/79	499.6	532.1	522.3	792.2	761.7
11/30/79	504.5	530.5	522.4	782.3	753.4
12/1/79	510.6	529.8	521.5	768.9	737.7
12/2/79	518.8	529.4	523.7	759.4	722.5
12/3/79	522.5	529.3	523.1	752.1	711.8

## Daily DSM2

	DB4	DB3	DB4	DB3	DB4
Date	Avg Of H3	Avg Of H4	Avg Of H4	Avg Of NAA	Avg Of NAA
12/4/79	528.6	529.3	522.5	739.5	700.1
12/5/79	537.9	529.4	523.9	726.1	693.5
12/6/79	551.2	530.8	529.2	718.5	690.5
12/7/79	564.6	533.8	536.3	716.7	692.0
12/8/79	579.3	537.5	544.6	717.8	696.9
12/9/79	595.5	542.3	554.6	717.4	704.4
12/10/79	609.3	548.2	564.4	720.0	714.4
12/11/79	630.8	552.4	578.5	723.0	724.0
12/12/79	649.5	560.8	589.8	725.9	731.6
12/13/79	671.7	572.8	603.6	730.8	744.0
12/14/79	697.6	582.5	619.7	738.5	755.2
12/15/79	713.8	592.7	631.5	749.4	768.3
12/16/79	731.4	600.3	645.9	755.2	783.6
12/17/79	746.4	615.0	655.4	774.4	804.5
12/18/79	764.9	625.2	669.8	786.3	836.3
12/19/79	786.2	637.4	686.8	805.1	871.2
12/20/79	819.5	656.6	712.1	835.0	912.8
12/21/79	830.3	663.7	722.4	849.2	947.5
12/22/79	897.1	696.9	772.0	907.4	1005.2
12/23/79	910.5	709.0	783.6	927.7	1036.2
12/24/79	899.9	717.1	777.1	943.3	1030.4
12/25/79	938.8	731.7	806.3	966.4	1073.2
12/26/79	959.3	746.5	821.7	986.4	1100.1
12/27/79	992.1	772.3	845.7	1024.8	1138.0
12/28/79	1011.7	787.2	859.7	1067.5	1160.7
12/29/79	1016.2	809.8	860.4	1075.7	1137.9
12/30/79	984.1	806.5	834.7	1069.1	1096.7
12/31/79	967.1	809.4	821.8	1063.8	1069.4
1/1/80	940.2	807.4	797.7	1062.5	1051.6
1/2/80	898.8	795.8	762.6	1057.5	1033.4
1/3/80	860.1	776.3	731.1	1046.9	1011.1
1/4/80	818.7	760.9	698.1	1043.1	984.6
1/5/80	776.3	751.8	664.5	1028.4	958.8
1/6/80	732.3	727.7	629.7	1016.7	925.8
1/7/80	740.3	730.3	639.6	993.7	892.3
1/8/80	746.9	721.3	647.2	969.9	863.0
1/9/80	750.3	719.4	652.0	959.8	835.0
1/10/80	736.3	703.8	642.1	929.5	786.5
1/11/80	715.6	698.7	626.3	902.0	738.7
1/12/80	722.5	692.7	633.8	892.0	741.8
1/13/80	710.2	684.9	625.3	856.8	707.9
1/14/80	771.1	690.8	677.4	857.8	763.9
1/15/80	778.7	689.3	685.0	849.4	760.9
1/16/80	783.9	686.7	690.6	839.8	779.8
1/17/80	781.6	682.9	690.3	832.0	799.8

## Daily DSM2

	DB4	DB3	DB4	DB3	DB4
Date	Avg Of H3	Avg Of H4	Avg Of H4	Avg Of NAA	Avg Of NAA
1/18/80	770.9	675.5	683.2	826.7	816.7
1/19/80	752.8	662.0	670.1	822.6	824.9
1/20/80	729.2	645.3	651.8	818.1	824.0
1/21/80	703.1	625.1	631.8	811.7	818.2
1/22/80	676.4	605.0	611.2	804.3	811.5
1/23/80	645.5	581.1	586.6	790.4	797.7
1/24/80	614.3	555.0	561.9	769.0	778.4
1/25/80	585.9	529.2	539.7	744.8	754.1
1/26/80	557.9	504.4	517.4	718.2	728.4
1/27/80	530.4	483.2	495.1	690.6	700.4
1/28/80	506.0	464.3	475.5	665.3	674.7
1/29/80	486.5	448.7	460.1	643.7	652.9
1/30/80	468.2	435.1	445.3	622.6	630.7
1/31/80	475.6	418.7	456.6	608.9	634.4
2/1/80	469.2	399.2	455.1	589.6	614.9
2/2/80	452.0	397.1	439.8	562.8	598.5
2/3/80	443.4	390.2	433.4	539.6	574.6
2/4/80	435.4	382.3	427.4	522.0	558.0
2/5/80	427.0	383.5	420.3	508.3	551.4
2/6/80	427.6	385.5	421.9	498.8	540.5
2/7/80	431.1	387.6	426.5	491.5	531.2
2/8/80	426.4	391.1	422.4	488.5	523.7
2/9/80	439.8	395.0	436.7	488.0	537.0
2/10/80	445.4	399.5	442.4	490.8	540.2
2/11/80	444.4	403.5	441.7	499.2	545.5
2/12/80	446.7	407.9	444.5	506.0	552.2
2/13/80	450.9	412.4	449.0	518.6	563.1
2/14/80	455.7	417.7	454.1	526.9	564.0
2/15/80	456.6	423.0	455.1	534.4	580.0
2/16/80	459.7	427.8	458.5	545.3	581.5
2/17/80	458.1	430.6	456.9	551.1	583.2
2/18/80	459.1	432.2	458.4	558.4	582.1
2/19/80	463.1	432.5	455.0	556.2	578.9
2/20/80	451.2	426.7	450.5	550.5	576.1
2/21/80	460.8	401.0	450.5	546.4	568.4
2/22/80	422.4	365.0	421.4	531.4	550.2
2/23/80	405.0	346.2	404.6	460.6	521.3
2/24/80	395.6	339.1	394.9	403.5	484.5
2/25/80	380.4	335.4	379.8	383.2	464.0
2/26/80	370.6	331.5	369.7	376.7	448.3
2/27/80	368.0	334.2	367.5	371.3	427.7
2/28/80	384.8	337.0	368.9	372.4	417.3
2/29/80	344.4	330.4	344.2	363.7	389.5
3/1/80	333.1	309.6	332.8	354.2	373.2
3/2/80	326.1	306.9	325.6	350.6	362.3

## Daily DSM2

	DB4	DB3	DB4	DB3	DB4
Date	Avg Of H3	Avg Of H4	Avg Of H4	Avg Of NAA	Avg Of NAA
3/3/80	315.7	298.6	315.4	342.8	351.4
3/4/80	300.1	280.5	300.0	331.7	337.5
3/5/80	288.9	269.7	289.0	321.8	330.8
3/6/80	278.0	259.9	278.1	313.7	318.4
3/7/80	270.1	251.7	270.4	308.0	314.5
3/8/80	261.4	242.9	261.7	302.5	307.6
3/9/80	254.3	236.6	254.6	296.7	302.2
3/10/80	249.0	234.4	249.2	290.6	295.0
3/11/80	244.8	232.5	245.0	284.1	288.3
3/12/80	240.8	231.5	241.0	277.5	283.5
3/13/80	237.2	230.2	237.4	271.7	277.3
3/14/80	234.5	229.1	234.7	267.1	271.8
3/15/80	232.5	228.0	232.6	264.5	269.3
3/16/80	231.5	226.8	231.6	262.8	269.2
3/17/80	230.1	225.7	230.2	261.5	266.9
3/18/80	228.8	224.8	228.9	260.7	266.8
3/19/80	228.7	224.3	228.7	260.2	265.8
3/20/80	229.0	224.0	229.1	259.4	265.2
3/21/80	228.0	223.7	228.0	258.5	264.2
3/22/80	227.8	223.6	227.9	258.0	264.3
3/23/80	228.3	223.5	228.3	258.2	265.8
3/24/80	228.9	223.5	229.0	258.7	266.5
3/25/80	238.8	223.7	228.7	259.8	267.3
3/26/80	229.2	224.1	229.2	260.4	268.3
3/27/80	230.2	224.8	230.2	261.8	270.0
3/28/80	231.2	225.6	231.1	263.4	273.2
3/29/80	237.3	226.5	237.5	265.3	274.9
3/30/80	233.0	227.5	233.0	267.2	278.1
3/31/80	235.9	229.1	235.9	270.0	282.3
4/1/80	238.2	230.5	238.1	271.3	284.5
4/2/80	241.4	232.7	241.3	272.0	281.1
4/3/80	246.3	235.2	246.0	272.2	282.4
4/4/80	249.0	238.7	248.8	274.4	284.9
4/5/80	253.0	242.1	253.9	278.2	287.1
4/6/80	260.3	247.1	263.5	283.1	292.1
4/7/80	263.9	252.2	263.4	287.6	298.7
4/8/80	270.2	258.3	269.6	292.4	303.4
4/9/80	277.0	264.9	276.9	297.1	309.0
4/10/80	284.0	271.2	283.8	301.8	314.2
4/11/80	288.3	276.9	287.8	306.3	318.0
4/12/80	297.0	282.7	294.1	311.0	326.4
4/13/80	300.7	288.6	299.4	314.9	327.1
4/14/80	304.3	293.8	303.7	318.9	329.0
4/15/80	310.0	299.2	309.3	322.8	333.0
4/16/80	315.2	304.7	314.5	326.3	336.8



## Daily DSM2

	DB4	DB3	DB4	DB3	DB4
Date	Avg Of H3	Avg Of H4	Avg Of H4	Avg Of NAA	Avg Of NAA
4/17/80	319.8	309.0	319.2	329.3	339.8
4/18/80	324.1	313.7	323.4	332.4	342.2
4/19/80	328.1	317.9	327.4	335.3	344.7
4/20/80	331.7	322.1	330.9	337.8	346.9
4/21/80	339.6	326.0	340.2	340.6	351.9
4/22/80	340.0	328.9	339.3	342.8	353.2
4/23/80	344.2	332.7	343.6	345.5	356.7
4/24/80	348.8	336.3	348.2	347.9	360.6
4/25/80	353.7	339.8	351.6	350.6	364.3
4/26/80	356.4	344.1	355.8	354.1	366.7
4/27/80	359.5	347.0	358.9	355.9	368.1
4/28/80	361.7	350.5	361.1	358.5	369.2
4/29/80	366.6	353.8	366.1	361.0	373.8
4/30/80	368.3	357.0	367.7	363.3	374.7
5/1/80	370.5	359.4	370.1	364.8	375.9
5/2/80	372.9	362.6	372.4	367.2	384.5
5/3/80	375.1	364.1	374.6	368.1	379.6
5/4/80	376.8	366.1	376.3	369.3	380.9
5/5/80	378.6	367.9	378.1	370.7	381.9
5/6/80	380.8	370.1	380.4	372.6	385.1
5/7/80	384.2	372.5	383.7	374.2	388.3
5/8/80	388.0	374.4	385.9	376.0	391.1
5/9/80	388.3	376.7	387.9	377.8	391.1
5/10/80	389.9	378.7	389.6	379.4	392.7
5/11/80	391.8	381.1	391.3	381.3	392.7
5/12/80	393.7	383.0	393.3	382.5	394.6
5/13/80	394.6	384.7	394.2	383.4	394.3
5/14/80	395.5	386.7	395.1	384.7	394.6
5/15/80	396.5	387.1	396.1	384.6	395.5
5/16/80	398.8	388.3	398.9	385.1	396.3
5/17/80	399.5	389.7	399.3	385.5	396.5
5/18/80	400.9	390.4	400.7	385.9	396.4
5/19/80	400.8	390.5	400.5	385.7	396.1
5/20/80	401.6	391.0	401.3	385.7	396.2
5/21/80	403.2	391.9	403.0	386.3	399.1
5/22/80	402.6	392.3	402.3	386.2	395.8
5/23/80	404.2	393.4	404.0	386.4	397.2
5/24/80	407.3	394.3	406.0	387.2	401.1
5/25/80	407.4	395.2	407.0	387.7	401.5
5/26/80	408.8	395.9	408.9	388.6	403.2
5/27/80	408.3	396.7	407.9	389.6	402.9
5/28/80	409.1	398.0	408.8	390.8	403.9
5/29/80	409.2	398.1	408.9	391.5	404.1
5/30/80	408.8	398.9	408.6	392.2	403.6
5/31/80	412.3	399.6	412.0	394.2	409.1

## Daily DSM2

	DB4	DB3	DB4	DB3	DB4
Date	Avg Of H3	Avg Of H4	Avg Of H4	Avg Of NAA	Avg Of NAA
6/1/80	415.0	401.2	414.8	397.0	410.6
6/2/80	413.4	402.6	413.2	400.1	408.7
6/3/80	414.5	403.0	414.3	403.2	408.6
6/4/80	414.2	404.5	414.0	405.5	407.3
6/5/80	417.4	408.6	417.3	407.3	404.2
6/6/80	425.9	414.3	425.8	408.4	404.5
6/7/80	433.5	420.5	433.4	408.9	400.6
6/8/80	440.2	426.1	440.1	408.3	395.1
6/9/80	444.4	431.6	444.3	406.7	387.3
6/10/80	447.0	436.3	446.8	404.3	385.2
6/11/80	450.0	440.4	449.8	401.5	381.6
6/12/80	452.1	443.4	451.9	399.8	376.7
6/13/80	453.4	446.4	453.2	397.7	375.5
6/14/80	456.9	449.1	456.6	395.8	374.2
6/15/80	459.1	450.9	458.9	394.2	371.8
6/16/80	463.8	453.1	463.6	393.3	370.3
6/17/80	466.3	455.9	466.1	392.9	370.3
6/18/80	470.1	459.1	469.9	391.9	366.8
6/19/80	473.5	462.1	473.3	390.8	367.5
6/20/80	476.9	465.2	476.7	392.1	367.9
6/21/80	482.6	468.6	482.4	391.2	366.4
6/22/80	485.5	472.1	485.3	390.4	362.5
6/23/80	489.2	475.5	489.0	388.3	359.8
6/24/80	490.9	478.8	490.7	386.2	356.6
6/25/80	493.5	481.8	493.3	383.7	355.2
6/26/80	495.1	484.5	494.9	381.8	349.7
6/27/80	495.2	487.3	495.1	377.6	347.2
6/28/80	496.7	489.7	496.6	375.3	346.5
6/29/80	498.7	491.6	498.5	373.6	347.7
6/30/80	501.0	494.1	501.0	369.2	339.9
7/1/80	499.8	496.4	499.2	363.5	321.8
7/2/80	488.8	496.9	488.6	358.7	315.1
7/3/80	475.6	497.2	474.0	357.5	309.8
7/4/80	465.1	493.0	463.2	347.1	307.3
7/5/80	457.5	489.6	453.6	343.1	302.8
7/6/80	448.2	484.5	448.0	336.8	294.4
7/7/80	442.9	479.3	439.9	332.0	291.2
7/8/80	437.0	473.7	434.3	326.7	289.0
7/9/80	429.3	467.6	426.1	320.5	285.8
7/10/80	423.0	460.9	420.5	317.5	283.1
7/11/80	421.0	455.2	417.8	313.5	283.0
7/12/80	418.1	450.6	414.8	310.6	282.9
7/13/80	411.5	446.5	407.9	308.6	282.2
7/14/80	407.3	441.9	403.3	306.9	280.6
7/15/80	405.5	438.7	401.6	305.0	281.6

## Daily DSM2

	DB4	DB3	DB4	DB3	DB4
Date	Avg Of H3	Avg Of H4	Avg Of H4	Avg Of NAA	Avg Of NAA
7/16/80	400.6	435.1	395.6	304.0	279.0
7/17/80	391.8	433.1	387.5	302.7	278.4
7/18/80	393.7	429.9	389.8	302.5	277.5
7/19/80	387.3	426.8	382.8	301.3	275.6
7/20/80	382.8	424.0	378.6	298.7	277.3
7/21/80	380.4	421.3	376.2	297.0	275.2
7/22/80	378.1	417.3	373.5	295.0	275.9
7/23/80	371.7	411.9	367.8	293.7	278.3
7/24/80	370.6	407.7	366.6	293.0	277.2
7/25/80	371.4	403.0	366.9	293.3	278.4
7/26/80	366.7	399.0	362.5	293.9	281.0
7/27/80	360.4	394.9	356.2	295.1	286.8
7/28/80	360.2	391.0	356.0	297.6	289.4
7/29/80	358.0	388.2	353.6	300.7	295.4
7/30/80	356.7	383.8	350.0	303.5	302.6
7/31/80	351.3	381.5	349.7	305.9	305.1
8/1/80	342.6	381.6	358.9	308.8	309.2
8/2/80	341.1	380.9	368.4	312.1	312.9
8/3/80	334.8	380.1	368.6	316.1	315.4
8/4/80	332.5	379.5	369.7	318.2	320.2
8/5/80	329.7	379.1	370.0	320.5	321.7
8/6/80	326.0	379.3	369.1	323.7	325.9
8/7/80	322.5	379.6	367.9	327.8	333.7
8/8/80	323.1	379.6	369.6	332.6	341.1
8/9/80	321.6	380.0	370.2	338.4	349.5
8/10/80	319.1	380.6	371.5	345.7	360.8
8/11/80	319.3	381.2	370.8	353.5	371.7
8/12/80	319.3	381.6	371.2	360.8	382.0
8/13/80	318.5	382.1	368.3	369.2	392.2
8/14/80	319.9	383.2	367.5	375.7	402.7
8/15/80	320.8	383.5	368.1	383.5	410.0
8/16/80	322.3	383.7	369.8	392.4	419.3
8/17/80	317.1	383.2	364.5	401.6	427.5
8/18/80	325.2	383.3	370.0	409.6	432.4
8/19/80	324.9	383.5	372.4	417.1	436.6
8/20/80	323.7	382.9	370.7	425.6	443.2
8/21/80	325.5	382.0	370.3	431.6	454.6
8/22/80	327.5	381.6	369.6	438.8	465.2
8/23/80	328.6	380.9	370.5	448.8	480.4
8/24/80	336.2	380.9	372.7	461.1	501.0
8/25/80	333.6	381.1	372.6	471.9	525.3
8/26/80	338.2	381.3	374.0	487.2	549.7
8/27/80	343.7	382.0	373.6	505.9	571.9
8/28/80	350.2	382.4	374.4	521.7	590.7
8/29/80	359.2	383.3	378.3	541.1	609.1

## Daily DSM2

	DB4	DB3	DB4	DB3	DB4
Date	Avg Of H3	Avg Of H4	Avg Of H4	Avg Of NAA	Avg Of NAA
8/30/80	361.8	384.4	379.7	560.9	628.7
8/31/80	365.6	384.7	382.7	571.6	633.0
9/1/80	368.3	385.3	386.1	582.0	636.3
9/2/80	373.6	386.4	388.0	593.9	642.9
9/3/80	375.5	387.4	389.7	601.9	647.7
9/4/80	380.3	388.6	393.1	610.6	651.8
9/5/80	383.0	390.1	394.1	617.4	655.6
9/6/80	386.4	391.4	396.0	625.2	657.0
9/7/80	389.1	393.1	398.1	631.2	655.9
9/8/80	391.5	394.6	400.4	634.9	653.2
9/9/80	394.6	396.3	402.8	637.8	648.2
9/10/80	397.7	398.2	406.3	638.7	640.9
9/11/80	400.2	400.1	407.7	638.7	630.6
9/12/80	402.8	401.9	410.0	636.3	619.1
9/13/80	404.1	403.8	411.9	633.1	607.3
9/14/80	407.1	405.9	415.0	628.8	587.9
9/15/80	409.6	407.8	417.5	619.2	566.6
9/16/80	408.8	409.9	418.5	608.2	549.1
9/17/80	409.2	411.5	419.6	597.3	534.9
9/18/80	408.5	413.1	420.3	590.2	522.5
9/19/80	408.6	414.8	421.8	579.6	507.3
9/20/80	408.2	416.5	423.4	566.9	495.2
9/21/80	406.7	418.2	424.2	553.8	481.8
9/22/80	405.3	419.7	425.8	537.7	462.5
9/23/80	403.2	421.3	426.0	524.1	450.5
9/24/80	402.4	422.7	426.4	517.3	447.5
9/25/80	402.6	424.1	427.3	494.1	428.8
9/26/80	401.2	425.6	428.8	483.3	416.9
9/27/80	401.1	427.0	430.0	470.5	406.5
9/28/80	401.1	428.4	431.5	458.6	392.3
9/29/80	399.9	429.8	433.3	448.6	381.8
9/30/80	398.9	430.8	433.2	435.7	377.3
10/1/80	399.1	432.0	433.2	430.7	377.5
10/2/80	400.1	432.9	432.5	423.1	374.2
10/3/80	399.4	433.4	430.3	416.0	362.6
10/4/80	400.6	433.8	428.5	407.1	359.6
10/5/80	401.3	433.9	427.8	402.8	354.2
10/6/80	404.1	434.3	432.4	395.1	351.0
10/7/80	405.8	434.5	429.8	391.1	347.9
10/8/80	408.7	434.8	430.9	386.0	342.0
10/9/80	409.4	435.2	432.0	381.6	338.4
10/10/80	410.9	435.4	432.1	375.3	333.2
10/11/80	412.4	435.7	433.1	372.3	328.8
10/12/80	412.6	435.8	431.1	366.9	323.7
10/13/80	413.8	436.0	431.8	363.3	320.3

## Daily DSM2

	DB4	DB3	DB4	DB3	DB4
Date	Avg Of H3	Avg Of H4	Avg Of H4	Avg Of NAA	Avg Of NAA
10/14/80	414.5	436.2	430.0	359.6	318.3
10/15/80	409.7	435.7	417.2	352.6	305.7
10/16/80	406.8	434.6	414.4	350.7	314.5
10/17/80	404.4	433.0	410.0	346.6	313.6
10/18/80	398.7	429.9	403.6	342.9	311.1
10/19/80	393.9	426.8	399.4	339.2	308.9
10/20/80	386.8	424.8	391.4	338.5	305.2
10/21/80	385.4	420.3	390.0	332.1	299.3
10/22/80	380.2	416.9	384.1	326.9	295.4
10/23/80	382.0	413.6	385.6	324.1	295.0
10/24/80	380.4	409.5	382.8	319.5	292.2
10/25/80	380.4	406.7	381.8	317.0	290.5
10/26/80	384.2	404.1	384.8	314.8	291.9
10/27/80	385.0	402.2	385.2	312.5	289.6
10/28/80	383.1	400.7	381.1	311.1	288.1
10/29/80	379.6	398.4	377.4	309.1	287.3
10/30/80	380.6	397.6	376.8	307.6	289.3
10/31/80	383.1	397.2	385.6	304.8	289.0
11/1/80	388.4	396.9	393.2	303.7	286.2
11/2/80	393.7	397.1	397.7	301.8	286.9
11/3/80	395.3	397.6	399.2	301.5	286.1
11/4/80	396.8	398.4	400.5	300.3	289.2
11/5/80	398.6	399.6	402.4	300.0	289.8
11/6/80	400.9	401.4	405.3	300.2	291.1
11/7/80	402.5	403.7	407.5	300.2	293.2
11/8/80	403.9	406.6	409.9	300.4	291.6
11/9/80	405.5	409.8	413.0	300.2	291.7
11/10/80	407.2	413.2	416.1	300.5	291.9
11/11/80	409.6	416.7	419.8	300.8	292.2
11/12/80	412.3	420.3	423.8	300.7	291.7
11/13/80	415.3	424.0	428.2	300.7	291.7
11/14/80	417.3	427.9	431.4	301.1	292.2
11/15/80	420.4	431.8	435.1	301.0	292.3
11/16/80	422.2	435.7	438.8	300.6	293.1
11/17/80	425.6	439.9	443.4	300.6	292.8
11/18/80	428.5	444.3	447.6	300.4	291.9
11/19/80	431.2	448.5	451.6	300.4	292.1
11/20/80	434.2	452.8	455.8	300.4	293.3
11/21/80	437.2	457.1	460.0	300.7	293.7
11/22/80	440.4	461.3	463.9	301.1	297.3
11/23/80	443.9	465.0	467.7	302.0	299.4
11/24/80	448.0	468.6	472.1	303.3	302.9
11/25/80	451.5	472.3	475.4	304.9	304.8
11/26/80	455.4	475.7	478.9	306.7	309.2
11/27/80	459.2	478.8	482.3	309.0	312.9

## Daily DSM2

	DB4	DB3	DB4	DB3	DB4
Date	Avg Of H3	Avg Of H4	Avg Of H4	Avg Of NAA	Avg Of NAA
11/28/80	462.9	481.7	485.1	311.4	315.4
11/29/80	465.9	484.6	488.2	313.1	317.4
11/30/80	468.6	488.1	492.3	316.1	319.0
12/1/80	461.8	491.0	495.2	318.2	320.3
12/2/80	416.8	480.0	450.1	320.3	322.1
12/3/80	394.0	463.7	416.6	322.2	324.5
12/4/80	384.5	460.3	404.4	324.6	327.8
12/5/80	369.8	445.6	388.4	327.5	332.4
12/6/80	361.5	436.1	378.0	331.8	341.3
12/7/80	359.6	423.1	375.1	338.0	348.7
12/8/80	351.1	414.1	364.8	343.1	353.7
12/9/80	347.8	409.0	360.2	347.6	358.6
12/10/80	340.9	397.3	351.5	352.5	363.2
12/11/80	333.4	386.4	342.2	356.4	364.8
12/12/80	333.2	386.2	340.8	356.8	365.8
12/13/80	339.8	381.2	344.5	359.8	367.5
12/14/80	332.6	372.5	338.6	363.1	370.6
12/15/80	331.9	368.8	336.3	365.9	376.3
12/16/80	331.1	361.3	333.4	371.1	383.5
12/17/80	330.2	356.9	330.6	377.4	392.7
12/18/80	334.2	355.0	333.3	387.0	404.5
12/19/80	340.0	352.6	337.5	394.9	419.4
12/20/80	348.8	352.3	344.5	404.8	436.6
12/21/80	359.5	354.8	354.8	416.1	452.6
12/22/80	371.6	358.6	365.3	431.3	475.5
12/23/80	387.4	363.7	379.4	449.1	502.1
12/24/80	405.0	370.2	395.5	462.1	531.1
12/25/80	428.1	380.4	416.3	488.6	562.1
12/26/80	443.6	390.3	431.1	512.5	584.4
12/27/80	457.6	405.4	445.0	534.6	609.0
12/28/80	473.2	408.7	459.1	534.2	624.1
12/29/80	500.9	425.1	486.2	566.5	666.9
12/30/80	526.4	443.3	509.2	599.9	701.7
12/31/80	548.0	461.3	532.4	623.1	727.6
1/1/81	546.6	468.2	532.0	632.6	715.8
1/2/81	556.7	484.8	541.8	645.4	726.2
1/3/81	563.0	494.8	548.2	660.4	738.0
1/4/81	577.6	505.7	562.6	684.4	761.6
1/5/81	584.3	517.9	569.6	691.3	769.7
1/6/81	603.1	532.2	588.0	712.0	796.1
1/7/81	620.1	545.9	605.7	728.0	803.3
1/8/81	616.7	554.5	601.9	741.1	811.8
1/9/81	633.9	567.6	618.9	758.3	834.3
1/10/81	643.1	578.5	628.1	773.5	843.7
1/11/81	645.4	589.1	630.6	786.8	844.4

## Daily DSM2

	DB4	DB3	DB4	DB3	DB4
Date	Avg Of H3	Avg Of H4	Avg Of H4	Avg Of NAA	Avg Of NAA
1/12/81	653.8	595.7	639.1	794.7	854.3
1/13/81	661.0	605.2	646.3	803.8	862.4
1/14/81	670.7	619.2	656.2	822.8	872.6
1/15/81	668.2	627.4	654.0	833.0	864.9
1/16/81	662.5	630.6	648.6	834.9	854.4
1/17/81	662.4	636.6	648.7	838.7	850.3
1/18/81	662.6	640.5	649.3	841.0	845.4
1/19/81	659.4	642.9	646.4	840.6	836.9
1/20/81	657.4	644.8	644.7	839.8	831.4
1/21/81	653.3	646.6	640.9	837.7	821.7
1/22/81	655.6	648.1	643.4	836.9	820.7
1/23/81	661.2	650.5	648.9	837.5	820.7
1/24/81	664.9	653.0	652.9	835.1	810.2
1/25/81	668.1	655.8	656.3	829.1	801.3
1/26/81	664.0	656.6	652.4	825.5	790.4
1/27/81	662.3	658.3	650.9	817.4	780.8
1/28/81	673.8	661.5	662.2	816.3	784.6
1/29/81	676.7	664.0	665.2	814.1	776.8
1/30/81	679.7	666.7	668.3	809.4	766.4
1/31/81	681.0	668.3	669.3	807.1	757.4
2/1/81	681.3	670.1	665.3	799.4	747.6
2/2/81	680.5	671.0	659.3	789.2	736.3
2/3/81	679.7	670.4	655.0	780.1	729.3
2/4/81	678.8	671.2	653.7	772.6	720.6
2/5/81	674.0	669.8	650.5	764.4	708.1
2/6/81	668.0	669.0	646.8	754.5	694.3
2/7/81	653.8	668.2	637.3	747.6	670.3
2/8/81	641.8	663.8	632.7	729.9	656.8
2/9/81	639.3	665.5	635.4	724.2	654.1
2/10/81	629.6	662.7	632.7	715.5	641.6
2/11/81	616.4	660.3	626.1	701.3	622.9
2/12/81	590.6	657.4	610.6	687.9	592.1
2/13/81	578.9	649.9	601.8	671.9	580.1
2/14/81	579.7	646.2	604.7	662.6	580.5
2/15/81	580.4	642.9	599.8	651.2	568.7
2/16/81	594.9	639.1	596.4	636.3	559.6
2/17/81	606.6	636.6	596.7	627.7	554.7
2/18/81	604.6	633.7	586.8	617.9	536.1
2/19/81	614.4	631.9	595.6	609.4	540.0
2/20/81	606.0	628.4	582.8	598.1	521.0
2/21/81	595.7	624.8	575.0	593.1	506.3
2/22/81	579.4	621.3	563.8	580.8	491.2
2/23/81	567.0	615.0	556.5	571.5	485.0
2/24/81	567.1	613.6	562.6	564.3	486.5
2/25/81	561.1	609.0	560.0	553.5	478.9

## Daily DSM2

	DB4	DB3	DB4	DB3	DB4
Date	Avg Of H3	Avg Of H4	Avg Of H4	Avg Of NAA	Avg Of NAA
2/26/81	543.7	604.8	542.5	541.9	454.5
2/27/81	522.0	594.7	520.7	525.8	426.9
2/28/81	505.5	581.7	498.2	516.9	421.9
3/1/81	492.1	572.7	498.6	509.5	432.9
3/2/81	490.1	566.6	503.8	507.1	437.5
3/3/81	479.7	557.9	497.4	496.6	431.6
3/4/81	489.7	555.9	507.7	493.3	445.7
3/5/81	477.0	548.6	499.3	485.9	433.2
3/6/81	478.7	544.3	500.3	480.9	433.9
3/7/81	469.3	539.6	494.3	472.4	426.7
3/8/81	460.8	532.6	484.8	471.7	422.0
3/9/81	456.7	526.2	481.7	466.0	419.6
3/10/81	449.9	517.8	479.0	455.5	415.5
3/11/81	438.8	515.2	470.7	451.8	404.1
3/12/81	423.6	505.5	460.9	445.5	391.5
3/13/81	423.9	503.4	459.6	440.2	394.0
3/14/81	412.8	499.3	453.1	435.0	384.8
3/15/81	414.6	495.9	456.8	432.1	388.6
3/16/81	408.9	492.9	452.2	430.6	383.4
3/17/81	401.7	486.0	444.9	419.2	374.2
3/18/81	399.8	482.3	441.5	417.9	370.9
3/19/81	404.5	480.4	442.1	413.0	375.6
3/20/81	406.6	477.3	442.2	409.1	373.4
3/21/81	418.5	477.0	447.3	412.6	383.1
3/22/81	421.9	475.3	444.6	411.7	384.3
3/23/81	422.7	474.0	438.8	410.1	382.0
3/24/81	423.2	468.5	435.9	408.8	378.1
3/25/81	428.4	468.9	436.8	407.8	377.2
3/26/81	436.1	467.9	439.5	408.3	380.3
3/27/81	433.0	466.1	430.0	405.4	367.6
3/28/81	430.7	462.2	424.3	401.3	359.8
3/29/81	433.0	462.5	429.1	401.6	364.7
3/30/81	433.1	460.5	428.8	400.4	362.2
3/31/81	438.3	464.6	440.4	402.2	376.1
4/1/81	444.2	465.8	450.9	404.9	395.4
4/2/81	451.9	467.9	459.0	407.6	406.9
4/3/81	458.0	470.4	464.0	410.8	420.4
4/4/81	462.1	473.7	467.2	414.8	420.9
4/5/81	462.2	475.9	466.3	419.3	425.4
4/6/81	464.3	478.4	467.5	424.3	431.3
4/7/81	469.8	481.3	473.0	429.4	436.5
4/8/81	474.1	483.8	477.1	434.4	444.0
4/9/81	476.1	486.3	478.7	440.0	450.2
4/10/81	480.2	489.5	482.0	445.7	461.9
4/11/81	480.0	491.7	481.6	450.5	462.3



## Daily DSM2

	DB4	DB3	DB4	DB3	DB4
Date	Avg Of H3	Avg Of H4	Avg Of H4	Avg Of NAA	Avg Of NAA
4/12/81	479.9	493.8	480.9	456.4	468.7
4/13/81	480.1	495.6	480.9	461.1	473.3
4/14/81	483.2	497.5	483.6	465.9	477.3
4/15/81	485.1	498.6	485.4	471.0	482.3
4/16/81	483.1	500.0	483.3	475.9	489.8
4/17/81	479.7	500.5	481.2	481.6	491.0
4/18/81	483.8	500.8	484.0	485.9	494.6
4/19/81	488.8	503.0	488.7	490.0	499.5
4/20/81	486.2	503.2	485.9	495.2	504.8
4/21/81	485.5	503.5	484.4	500.0	509.7
4/22/81	483.8	503.6	483.1	504.4	513.3
4/23/81	484.7	504.1	484.9	509.2	517.2
4/24/81	485.3	503.9	486.8	513.8	530.4
4/25/81	485.5	504.7	484.9	517.3	528.7
4/26/81	490.8	505.7	490.2	521.1	532.7
4/27/81	488.7	507.0	488.0	525.0	538.5
4/28/81	479.9	505.2	478.0	529.8	543.1
4/29/81	478.3	502.8	476.9	533.4	545.4
4/30/81	482.9	503.4	480.5	536.3	542.5
5/1/81	485.1	502.4	483.4	539.6	543.0
5/2/81	490.5	502.1	491.6	542.1	544.6
5/3/81	491.2	501.4	488.7	544.8	546.0
5/4/81	492.5	500.5	488.5	547.1	547.4
5/5/81	493.7	499.3	489.6	548.9	548.5
5/6/81	493.2	499.9	488.9	551.1	549.2
5/7/81	495.0	500.3	490.6	552.7	550.8
5/8/81	498.0	500.9	493.0	554.4	554.3
5/9/81	499.2	501.9	494.2	556.5	556.2
5/10/81	497.9	502.6	493.7	557.9	556.4
5/11/81	497.7	503.5	493.5	559.5	557.3
5/12/81	497.8	503.9	492.8	560.6	557.6
5/13/81	498.5	504.2	493.0	561.6	557.5
5/14/81	500.6	504.6	494.6	562.4	559.8
5/15/81	502.5	505.0	495.8	563.1	560.6
5/16/81	503.0	505.2	496.2	563.5	561.1
5/17/81	499.3	504.7	492.2	563.6	558.2
5/18/81	495.3	503.5	488.5	562.8	553.6
5/19/81	495.3	502.1	488.6	561.7	553.6
5/20/81	495.9	501.2	488.5	560.8	553.3
5/21/81	496.5	500.6	488.8	560.1	553.3
5/22/81	497.4	500.2	489.6	559.3	552.9
5/23/81	496.4	499.7	489.0	558.5	553.0
5/24/81	499.4	500.2	492.3	558.5	555.5
5/25/81	500.2	500.6	496.4	558.4	556.4
5/26/81	498.5	500.7	491.9	558.3	555.1

## Daily DSM2

	DB4	DB3	DB4	DB3	DB4
Date	Avg Of H3	Avg Of H4	Avg Of H4	Avg Of NAA	Avg Of NAA
5/27/81	497.9	500.7	490.9	557.9	553.7
5/28/81	497.8	500.8	490.4	557.7	552.3
5/29/81	496.5	500.1	488.9	556.5	550.4
5/30/81	493.0	498.1	485.3	554.6	545.4
5/31/81	489.6	497.2	480.3	552.0	535.1
6/1/81	488.8	493.6	473.6	546.4	517.2
6/2/81	488.5	489.6	466.1	539.6	502.6
6/3/81	488.2	485.6	456.8	531.3	488.7
6/4/81	487.2	480.3	446.6	522.3	477.3
6/5/81	490.8	476.6	443.5	515.3	475.8
6/6/81	494.6	473.5	439.8	510.0	470.3
6/7/81	497.1	471.0	443.2	506.0	465.3
6/8/81	500.5	468.8	453.6	500.0	456.4
6/9/81	499.0	468.3	458.9	495.2	450.4
6/10/81	497.7	467.3	454.2	491.8	447.2
6/11/81	496.9	466.1	450.9	486.3	448.3
6/12/81	498.4	465.6	448.3	482.6	446.1
6/13/81	499.3	464.0	442.7	477.8	437.5
6/14/81	492.8	461.2	431.8	471.4	423.4
6/15/81	487.2	456.8	421.0	463.7	415.2
6/16/81	485.7	451.0	416.8	456.0	415.0
6/17/81	482.7	446.6	407.8	450.5	408.5
6/18/81	484.3	441.1	404.3	444.4	407.3
6/19/81	484.1	435.7	397.9	439.2	404.6
6/20/81	483.1	432.2	392.4	434.6	399.7
6/21/81	484.9	428.2	394.4	430.0	396.6
6/22/81	487.8	425.6	401.8	427.4	396.3
6/23/81	488.4	424.3	407.8	424.5	394.4
6/24/81	489.9	423.6	412.3	421.6	392.6
6/25/81	488.6	422.8	416.2	420.3	393.8
6/26/81	485.0	422.1	414.5	416.6	387.6
6/27/81	478.9	420.7	409.9	412.3	383.6
6/28/81	477.2	419.2	411.3	408.1	384.7
6/29/81	472.7	417.8	411.5	403.7	380.9
6/30/81	459.0	416.0	405.6	395.9	358.1
7/1/81	432.9	413.9	393.8	383.4	336.4
7/2/81	419.8	410.4	388.5	372.7	334.7
7/3/81	409.8	407.9	384.1	367.1	335.6
7/4/81	403.9	405.3	382.7	366.3	341.1
7/5/81	396.3	403.1	378.8	367.5	347.6
7/6/81	394.5	402.7	380.6	370.4	358.5
7/7/81	388.6	401.4	378.3	372.6	368.4
7/8/81	388.0	401.0	379.6	377.0	379.8
7/9/81	387.0	399.8	379.2	381.5	391.7
7/10/81	386.1	398.7	379.8	389.0	402.4

## Daily DSM2

	DB4	DB3	DB4	DB3	DB4
Date	Avg Of H3	Avg Of H4	Avg Of H4	Avg Of NAA	Avg Of NAA
7/11/81	383.1	397.9	378.5	396.7	415.1
7/12/81	382.5	396.3	377.7	407.2	430.5
7/13/81	379.5	394.5	376.7	418.2	448.5
7/14/81	382.7	392.7	376.2	432.6	470.2
7/15/81	382.6	391.5	375.2	450.7	500.9
7/16/81	388.6	390.6	379.3	475.8	535.6
7/17/81	395.9	390.8	381.7	494.6	575.4
7/18/81	399.0	391.0	382.6	526.9	622.0
7/19/81	407.5	391.7	387.3	545.5	662.5
7/20/81	416.0	392.7	389.2	570.8	696.1
7/21/81	426.6	394.4	393.2	598.4	717.3
7/22/81	435.5	396.6	398.3	616.8	738.2
7/23/81	443.9	399.3	403.8	643.8	746.8
7/24/81	450.6	401.5	408.6	661.9	754.9
7/25/81	454.4	404.7	410.0	683.8	755.9
7/26/81	457.6	406.9	412.2	698.0	752.2
7/27/81	460.3	409.5	413.8	710.3	750.9
7/28/81	461.7	411.5	415.2	719.8	753.8
7/29/81	462.9	413.7	416.3	728.8	761.6
7/30/81	465.0	415.4	419.1	736.2	770.6
7/31/81	464.6	417.3	418.7	741.8	776.8
8/1/81	467.0	418.6	419.9	743.7	778.7
8/2/81	467.2	420.4	420.3	749.8	783.1
8/3/81	468.7	421.9	422.7	753.1	786.0
8/4/81	469.6	423.9	425.0	758.4	787.8
8/5/81	470.0	425.8	427.2	762.0	784.9
8/6/81	468.9	427.8	428.3	765.1	782.0
8/7/81	466.9	429.3	428.7	766.8	774.8
8/8/81	467.6	430.8	431.9	766.7	764.8
8/9/81	461.6	431.7	428.2	764.8	753.7
8/10/81	460.9	432.6	429.1	761.9	744.3
8/11/81	456.9	432.9	427.6	756.0	731.9
8/12/81	453.4	432.9	426.3	750.0	719.4
8/13/81	452.0	432.8	426.9	741.9	711.9
8/14/81	450.9	433.5	428.2	737.2	702.8
8/15/81	450.8	433.5	430.6	729.5	694.6
8/16/81	450.3	434.8	433.2	723.0	686.3
8/17/81	451.4	435.9	436.9	715.5	680.7
8/18/81	454.6	437.9	442.5	709.4	677.0
8/19/81	457.6	440.2	448.2	704.9	672.7
8/20/81	461.0	443.7	453.7	698.9	670.1
8/21/81	464.2	446.7	459.2	692.6	666.6
8/22/81	468.2	450.4	466.0	689.0	663.1
8/23/81	472.9	455.2	473.1	683.0	658.7
8/24/81	475.7	459.8	477.7	678.3	655.7

## Daily DSM2

	DB4	DB3	DB4	DB3	DB4
Date	Avg Of H3	Avg Of H4	Avg Of H4	Avg Of NAA	Avg Of NAA
8/25/81	479.5	464.5	483.6	673.3	652.2
8/26/81	484.5	469.5	491.2	668.7	649.0
8/27/81	490.2	475.3	500.7	664.0	646.1
8/28/81	497.1	481.3	508.9	660.8	646.8
8/29/81	506.0	487.6	519.4	659.2	650.6
8/30/81	516.4	494.7	532.6	658.5	654.5
8/31/81	521.0	499.4	536.9	658.4	660.5
9/1/81	530.7	506.9	547.5	659.8	667.4
9/2/81	535.7	511.1	553.4	662.8	676.7
9/3/81	546.9	518.0	566.0	666.7	686.3
9/4/81	554.7	525.2	574.9	671.4	696.0
9/5/81	563.2	532.8	584.5	677.0	705.4
9/6/81	567.9	537.3	588.0	683.7	710.6
9/7/81	571.8	544.1	593.0	688.0	713.7
9/8/81	580.1	551.5	602.1	691.5	716.4
9/9/81	587.8	560.4	611.0	695.5	717.5
9/10/81	592.6	567.6	616.2	698.4	718.0
9/11/81	597.7	576.2	621.8	702.6	721.6
9/12/81	602.2	581.0	626.3	705.8	726.3
9/13/81	608.2	588.4	632.3	710.7	732.3
9/14/81	612.7	593.0	637.4	714.5	741.3
9/15/81	618.2	600.2	643.1	720.3	749.4
9/16/81	620.9	604.5	645.7	726.4	760.2
9/17/81	625.3	609.4	649.9	733.1	768.5
9/18/81	632.6	616.4	657.7	740.3	777.7
9/19/81	639.1	622.7	664.5	749.4	784.0
9/20/81	642.9	628.8	668.2	753.7	786.7
9/21/81	647.7	635.5	673.1	758.3	788.8
9/22/81	655.1	642.5	680.6	764.3	791.1
9/23/81	661.4	648.1	687.0	770.1	793.7
9/24/81	668.8	653.1	694.4	774.4	800.5
9/25/81	673.3	659.1	698.8	780.2	810.6
9/26/81	678.8	662.9	704.1	786.7	822.7
9/27/81	683.5	670.9	708.5	795.5	836.4
9/28/81	689.4	674.9	714.1	805.0	852.8
9/29/81	696.5	678.4	721.1	813.7	872.2
9/30/81	705.3	685.9	730.0	827.6	889.0
10/1/81	703.6	690.6	728.1	835.1	901.2
10/2/81	707.9	693.8	732.5	848.6	918.2
10/3/81	707.0	697.2	731.1	858.3	929.5
10/4/81	708.2	699.7	732.2	867.9	940.0
10/5/81	716.0	703.7	740.1	882.1	948.5
10/6/81	719.1	706.9	743.2	888.0	951.1
10/7/81	722.1	709.9	746.0	896.9	951.6
10/8/81	726.1	713.6	749.8	904.9	950.7

## Daily DSM2

	DB4	DB3	DB4	DB3	DB4
Date	Avg Of H3	Avg Of H4	Avg Of H4	Avg Of NAA	Avg Of NAA
10/9/81	731.6	717.2	754.6	909.9	949.1
10/10/81	735.6	721.8	758.9	916.8	947.7
10/11/81	733.1	723.1	756.2	919.5	945.3
10/12/81	734.9	726.9	757.5	922.8	943.5
10/13/81	730.7	727.9	753.0	924.4	940.8
10/14/81	732.4	731.0	754.1	925.1	938.8
10/15/81	736.3	733.7	757.6	925.8	935.0
10/16/81	736.0	735.0	756.6	924.8	929.8
10/17/81	735.6	737.1	755.5	923.5	923.1
10/18/81	733.3	737.9	752.5	921.1	914.7
10/19/81	730.5	738.6	749.1	918.3	906.4
10/20/81	727.9	738.8	745.9	914.9	897.9
10/21/81	723.9	738.5	741.3	910.3	889.2
10/22/81	719.7	737.4	736.1	904.4	879.3
10/23/81	712.8	735.9	728.4	900.1	869.9
10/24/81	704.5	733.0	719.5	893.4	862.1
10/25/81	695.9	729.6	710.1	885.4	856.9
10/26/81	688.4	725.0	702.1	879.7	853.5
10/27/81	677.1	719.5	690.1	874.0	851.8
10/28/81	677.5	717.1	690.8	871.4	855.0
10/29/81	678.8	713.2	692.3	869.9	858.2
10/30/81	669.7	709.4	682.6	867.7	860.9
10/31/81	651.0	701.3	662.7	867.1	869.3
11/1/81	623.7	687.4	633.6	876.4	884.7
11/2/81	611.4	680.9	620.8	881.5	891.9
11/3/81	602.2	671.3	611.6	885.0	897.6
11/4/81	601.5	667.0	611.1	888.8	911.5
11/5/81	599.8	658.4	609.3	898.7	935.5
11/6/81	591.8	653.9	601.1	912.2	962.5
11/7/81	585.1	643.8	594.2	935.7	1000.5
11/8/81	575.2	635.5	583.8	957.1	1046.1
11/9/81	571.1	627.0	579.5	990.2	1104.4
11/10/81	568.7	618.0	577.1	1033.0	1165.2
11/11/81	566.2	609.3	574.3	1093.8	1245.9
11/12/81	567.4	602.4	575.7	1157.1	1340.2
11/13/81	572.9	599.2	580.8	1226.5	1420.7
11/14/81	572.6	596.0	580.4	1329.2	1540.9
11/15/81	575.9	593.6	583.7	1408.4	1669.8
11/16/81	584.3	594.1	592.1	1443.0	1755.8
11/17/81	591.9	595.1	599.5	1508.3	1805.1
11/18/81	603.9	598.0	611.0	1606.2	1905.3
11/19/81	617.9	603.5	624.5	1654.7	1937.2
11/20/81	631.7	607.7	637.6	1697.2	1923.7
11/21/81	641.4	614.5	646.6	1740.8	1905.2
11/22/81	647.1	621.8	651.1	1762.6	1856.5

## Daily DSM2

	DB4	DB3	DB4	DB3	DB4
Date	Avg Of H3	Avg Of H4	Avg Of H4	Avg Of NAA	Avg Of NAA
11/23/81	641.2	624.0	644.3	1749.2	1767.3
11/24/81	632.1	626.1	634.6	1727.4	1684.8
11/25/81	618.7	625.7	619.7	1666.9	1565.5
11/26/81	603.5	622.9	604.0	1612.6	1470.2
11/27/81	601.4	621.1	601.7	1560.8	1388.6
11/28/81	594.9	618.1	594.5	1472.8	1298.1
11/29/81	590.7	614.7	589.5	1420.3	1218.9
11/30/81	576.5	608.2	569.6	1420.7	1157.1
12/1/81	545.5	602.0	548.6	1399.4	1124.1
12/2/81	523.8	593.5	533.9	1357.9	1093.5
12/3/81	509.8	583.5	519.3	1318.9	1064.8
12/4/81	502.8	576.2	513.7	1279.9	1045.0
12/5/81	492.5	571.2	503.9	1245.9	1010.0
12/6/81	468.1	556.4	487.3	1188.5	939.6
12/7/81	441.6	542.0	465.9	1144.2	865.6
12/8/81	428.2	523.2	453.6	1055.1	823.1
12/9/81	434.1	513.2	461.1	1034.4	839.6
12/10/81	411.4	503.1	442.5	969.5	770.7
12/11/81	397.1	485.4	425.8	908.3	720.6
12/12/81	401.6	476.3	428.9	880.8	730.4
12/13/81	394.1	469.3	423.3	859.3	703.1
12/14/81	374.3	459.8	406.6	815.4	644.0
12/15/81	362.8	448.4	394.1	775.2	609.7
12/16/81	360.5	446.1	389.5	771.0	599.1
12/17/81	352.3	438.5	377.8	729.1	566.4
12/18/81	343.1	426.0	367.1	687.0	540.6
12/19/81	325.9	415.0	348.7	665.0	497.6
12/20/81	306.9	382.2	299.1	627.1	483.2
12/21/81	310.3	369.5	293.1	627.1	496.5
12/22/81	292.5	345.2	282.3	593.4	433.1
12/23/81	288.8	324.5	276.8	572.0	417.2
12/24/81	286.9	311.0	274.2	549.2	412.3
12/25/81	284.9	307.1	268.4	529.7	406.3
12/26/81	286.0	316.5	269.0	510.3	402.5
12/27/81	291.9	324.2	290.1	497.2	396.8
12/28/81	281.5	316.3	279.5	476.8	366.3
12/29/81	284.1	314.9	287.9	468.5	373.6
12/30/81	279.7	312.8	283.0	451.3	356.7
12/31/81	358.9	351.2	359.7	488.2	445.6
1/1/82	414.3	378.9	416.2	508.2	495.0
1/2/82	458.0	395.1	458.7	525.8	528.1
1/3/82	467.8	434.1	472.0	537.7	510.1
1/4/82	468.9	459.6	472.3	548.5	514.6
1/5/82	507.3	486.0	509.3	569.2	577.2
1/6/82	533.2	504.1	535.2	587.0	596.1

## Daily DSM2

	DB4	DB3	DB4	DB3	DB4
Date	Avg Of H3	Avg Of H4	Avg Of H4	Avg Of NAA	Avg Of NAA
1/7/82	551.9	528.4	554.5	600.9	613.3
1/8/82	563.0	546.9	566.8	614.6	615.3
1/9/82	574.1	567.6	579.0	626.9	612.9
1/10/82	599.1	585.4	608.0	640.0	624.8
1/11/82	616.2	604.4	622.0	652.8	641.1
1/12/82	646.5	622.9	652.5	666.8	659.5
1/13/82	672.6	647.8	679.5	684.0	666.8
1/14/82	699.7	664.6	701.4	692.7	670.5
1/15/82	702.9	680.9	712.2	707.2	684.5
1/16/82	715.4	700.6	727.3	715.2	687.5
1/17/82	756.5	724.7	771.8	723.0	673.6
1/18/82	717.2	740.4	734.3	732.4	664.3
1/19/82	697.0	746.3	716.9	714.8	626.6
1/20/82	719.5	758.0	736.6	725.4	659.9
1/21/82	757.8	773.0	773.7	742.6	714.2
1/22/82	779.5	786.8	797.7	751.4	721.5
1/23/82	765.9	796.2	785.6	751.7	693.0
1/24/82	750.9	800.7	774.0	743.8	663.5
1/25/82	756.9	810.2	780.1	750.8	680.6
1/26/82	788.5	822.2	809.9	761.6	714.2
1/27/82	784.7	830.9	809.2	760.8	695.4
1/28/82	818.9	842.7	845.3	772.5	728.9
1/29/82	826.4	854.1	852.8	777.8	738.8
1/30/82	834.8	866.0	861.0	787.1	748.7
1/31/82	808.7	858.4	836.8	758.5	665.3
2/1/82	776.5	853.5	818.9	721.1	523.8
2/2/82	748.9	846.7	802.4	660.0	477.6
2/3/82	738.0	836.4	794.2	612.7	458.9
2/4/82	759.5	833.5	808.9	614.1	464.0
2/5/82	763.3	827.4	811.7	596.3	461.7
2/6/82	778.3	820.8	820.1	575.9	457.2
2/7/82	781.6	809.4	814.2	556.2	456.1
2/8/82	779.8	792.4	800.5	535.0	448.9
2/9/82	769.9	771.8	780.3	511.7	427.5
2/10/82	759.7	753.6	761.0	499.2	420.3
2/11/82	753.0	738.2	745.7	488.2	419.0
2/12/82	741.5	720.8	729.7	488.5	412.0
2/13/82	728.2	701.6	710.6	472.4	396.9
2/14/82	714.4	682.8	691.6	469.2	387.3
2/15/82	700.5	664.3	672.8	440.9	364.5
2/16/82	685.2	646.3	654.1	424.8	359.3
2/17/82	666.8	624.1	630.3	442.6	370.4
2/18/82	640.5	598.8	602.8	449.1	421.4
2/19/82	611.0	567.2	572.9	449.6	430.3
2/20/82	579.4	530.3	540.9	449.8	438.7

## Daily DSM2

	DB4	DB3	DB4	DB3	DB4
Date	Avg Of H3	Avg Of H4	Avg Of H4	Avg Of NAA	Avg Of NAA
2/21/82	547.1	491.6	508.4	450.5	452.7
2/22/82	515.4	454.7	478.6	451.3	459.0
2/23/82	487.5	421.9	449.1	450.6	459.5
2/24/82	455.4	398.9	423.7	450.0	460.0
2/25/82	432.8	382.0	401.2	450.2	460.7
2/26/82	413.2	368.2	386.0	452.4	464.7
2/27/82	396.5	358.1	370.5	454.2	476.2
2/28/82	393.4	350.0	369.7	461.6	479.4
3/1/82	391.7	345.2	371.2	468.7	491.1
3/2/82	383.2	344.6	365.3	477.9	507.0
3/3/82	380.7	346.2	365.1	487.6	517.4
3/4/82	386.5	348.9	373.0	496.9	532.8
3/5/82	382.5	351.8	370.5	507.9	538.8
3/6/82	382.0	354.6	371.5	515.0	533.4
3/7/82	382.1	357.1	372.8	523.0	528.1
3/8/82	382.0	360.0	373.9	527.9	534.5
3/9/82	397.6	362.9	391.8	534.5	537.4
3/10/82	386.3	365.8	379.9	540.5	536.0
3/11/82	392.7	368.5	386.9	546.1	540.3
3/12/82	390.8	371.3	385.8	553.3	550.9
3/13/82	394.1	373.6	389.7	559.0	550.4
3/14/82	395.6	375.5	391.7	567.0	558.7
3/15/82	398.6	377.2	395.2	572.5	558.3
3/16/82	398.4	377.9	395.5	576.4	556.2
3/17/82	395.9	377.8	393.2	582.0	563.1
3/18/82	395.2	377.1	393.0	588.9	614.9
3/19/82	393.8	375.9	391.9	594.7	636.6
3/20/82	400.6	374.5	398.6	599.9	626.3
3/21/82	392.5	373.7	390.7	606.1	630.4
3/22/82	388.8	372.5	387.3	610.0	635.8
3/23/82	391.6	371.0	390.3	615.9	638.5
3/24/82	387.5	369.9	386.4	621.4	642.7
3/25/82	384.3	369.1	383.4	626.8	648.1
3/26/82	384.6	369.1	383.8	631.7	653.0
3/27/82	384.6	369.1	384.0	638.7	657.7
3/28/82	385.0	369.6	384.5	645.7	654.1
3/29/82	385.9	370.3	385.5	651.0	655.8
3/30/82	385.9	371.0	385.5	653.7	652.5
3/31/82	377.3	367.1	377.5	652.9	648.1
4/1/82	369.6	362.8	369.3	650.5	641.4
4/2/82	362.9	359.0	362.1	648.1	648.2
4/3/82	357.5	352.9	356.9	645.6	645.3
4/4/82	346.2	341.5	345.1	641.4	643.6
4/5/82	333.4	326.7	331.0	633.4	637.6
4/6/82	317.6	313.7	316.0	627.0	631.5



## Daily DSM2

	DB4	DB3	DB4	DB3	DB4
Date	Avg Of H3	Avg Of H4	Avg Of H4	Avg Of NAA	Avg Of NAA
4/7/82	303.3	297.5	301.6	616.2	621.5
4/8/82	288.3	278.1	286.6	599.9	605.7
4/9/82	273.6	253.6	271.6	574.2	578.0
4/10/82	259.6	230.3	258.0	536.3	539.0
4/11/82	243.8	212.2	242.0	495.8	500.8
4/12/82	229.7	202.6	228.2	454.6	466.8
4/13/82	220.3	196.8	218.8	419.7	436.9
4/14/82	212.1	191.4	211.0	392.6	410.5
4/15/82	206.6	184.4	206.3	369.1	389.0
4/16/82	201.4	184.4	200.7	331.9	369.3
4/17/82	198.3	185.6	197.6	290.6	340.6
4/18/82	198.1	185.0	197.8	276.0	312.4
4/19/82	195.2	184.9	194.7	252.4	290.7
4/20/82	192.7	184.6	192.3	244.4	273.0
4/21/82	191.6	184.5	191.3	236.1	256.6
4/22/82	189.6	183.9	189.3	229.4	245.4
4/23/82	188.5	183.4	188.3	222.4	234.3
4/24/82	187.3	183.2	187.1	217.2	228.6
4/25/82	187.4	183.0	187.4	211.8	219.8
4/26/82	187.9	182.8	188.0	207.7	215.9
4/27/82	186.3	182.8	186.2	205.2	211.2
4/28/82	188.2	183.0	187.1	202.9	208.8
4/29/82	187.5	183.0	187.7	201.3	206.7
4/30/82	191.7	184.0	191.8	200.3	209.0
5/1/82	192.2	186.2	192.0	198.1	208.2
5/2/82	193.6	187.7	193.5	196.6	208.5
5/3/82	194.7	187.4	194.5	196.0	205.1
5/4/82	194.5	186.8	194.3	194.7	203.7
5/5/82	194.6	186.8	194.5	194.0	202.4
5/6/82	195.2	187.0	194.9	193.4	202.9
5/7/82	200.1	187.2	200.8	193.1	202.9
5/8/82	196.1	187.6	195.7	192.9	201.7
5/9/82	200.4	188.2	196.4	192.8	203.2
5/10/82	199.8	188.6	199.5	192.8	203.0
5/11/82	198.3	188.9	197.8	192.9	203.3
5/12/82	198.2	189.7	197.8	193.0	202.0
5/13/82	198.6	190.3	198.2	193.2	203.1
5/14/82	199.5	190.5	199.1	193.4	202.1
5/15/82	200.8	191.4	201.4	193.9	204.7
5/16/82	201.0	192.0	200.9	194.3	204.1
5/17/82	202.1	192.4	201.3	194.7	204.7
5/18/82	202.4	193.1	201.9	195.6	206.7
5/19/82	205.5	194.1	205.0	196.7	207.5
5/20/82	206.6	195.3	205.9	198.2	209.3
5/21/82	207.9	196.8	207.2	199.8	212.0

## Daily DSM2

	DB4	DB3	DB4	DB3	DB4
Date	Avg Of H3	Avg Of H4	Avg Of H4	Avg Of NAA	Avg Of NAA
5/22/82	210.1	198.4	209.4	201.7	214.1
5/23/82	221.1	200.2	211.7	203.8	217.1
5/24/82	214.8	202.3	213.7	206.4	219.4
5/25/82	216.5	204.4	215.5	209.2	224.3
5/26/82	220.4	206.5	219.5	212.0	224.5
5/27/82	221.4	208.6	220.1	214.3	228.1
5/28/82	224.4	211.0	222.9	217.8	236.3
5/29/82	228.8	214.1	226.9	222.2	239.6
5/30/82	239.0	217.9	236.8	225.2	246.0
5/31/82	244.7	221.4	243.0	230.8	255.6
6/1/82	245.9	225.0	244.7	236.0	260.5
6/2/82	251.1	229.3	250.3	240.9	255.7
6/3/82	255.2	233.8	253.0	245.5	254.5
6/4/82	256.6	238.0	258.8	248.7	251.8
6/5/82	259.6	242.9	260.8	251.7	252.7
6/6/82	264.1	247.3	264.9	253.8	250.6
6/7/82	269.2	251.7	269.5	255.6	251.7
6/8/82	273.9	256.5	274.1	257.1	250.5
6/9/82	279.8	260.6	276.8	258.6	256.7
6/10/82	289.5	264.9	283.9	260.8	254.8
6/11/82	293.9	269.6	287.1	262.9	257.5
6/12/82	300.5	273.8	292.4	265.3	258.3
6/13/82	309.6	278.7	299.1	267.2	259.0
6/14/82	312.6	282.7	301.7	269.8	262.2
6/15/82	314.1	286.5	302.5	271.7	264.6
6/16/82	318.4	290.5	305.6	273.9	264.4
6/17/82	320.8	294.5	308.0	275.4	268.9
6/18/82	323.6	298.7	310.8	277.2	269.8
6/19/82	327.1	303.9	314.9	278.7	270.2
6/20/82	330.9	309.4	320.0	279.5	271.0
6/21/82	335.7	315.3	326.6	281.8	273.4
6/22/82	339.7	322.1	331.9	283.8	275.1
6/23/82	344.7	329.4	339.3	285.7	277.7
6/24/82	350.2	337.0	346.9	287.6	280.3
6/25/82	356.4	345.2	355.3	290.0	281.6
6/26/82	362.8	353.5	364.3	292.4	282.3
6/27/82	369.4	362.6	373.8	293.4	282.9
6/28/82	373.8	372.0	383.1	296.2	285.4
6/29/82	378.6	381.6	392.3	298.1	288.2
6/30/82	389.4	391.5	404.0	299.8	284.5
7/1/82	391.2	400.0	415.1	298.7	273.8
7/2/82	389.4	405.1	414.5	297.5	276.5
7/3/82	390.4	409.0	412.3	296.9	273.6
7/4/82	390.2	411.6	411.4	295.7	273.7
7/5/82	391.9	413.4	410.7	295.4	277.7

## Daily DSM2

	DB4	DB3	DB4	DB3	DB4
Date	Avg Of H3	Avg Of H4	Avg Of H4	Avg Of NAA	Avg Of NAA
7/6/82	395.7	415.2	413.6	296.6	279.7
7/7/82	399.0	417.1	416.0	297.8	282.4
7/8/82	402.7	419.8	417.6	299.1	284.3
7/9/82	403.7	421.5	417.3	299.2	284.0
7/10/82	404.1	423.6	417.0	301.0	283.4
7/11/82	403.3	424.7	414.6	300.7	285.1
7/12/82	402.6	426.3	413.0	300.8	279.3
7/13/82	403.9	427.1	411.9	301.5	278.2
7/14/82	398.9	426.4	405.1	297.5	269.6
7/15/82	396.1	426.3	403.9	295.1	266.7
7/16/82	393.7	424.1	399.6	291.1	263.4
7/17/82	389.8	421.1	395.0	287.4	262.6
7/18/82	386.2	417.8	391.8	284.2	261.9
7/19/82	382.4	415.2	388.0	282.5	262.3
7/20/82	380.7	412.6	384.2	282.7	262.0
7/21/82	377.3	409.0	380.4	282.1	262.8
7/22/82	373.3	406.3	378.0	281.1	262.9
7/23/82	371.0	404.0	376.1	282.1	265.4
7/24/82	370.9	401.5	374.9	282.9	269.6
7/25/82	369.5	401.0	370.7	283.9	272.5
7/26/82	371.2	399.9	372.6	286.2	280.2
7/27/82	367.2	398.8	367.7	287.9	278.1
7/28/82	364.7	396.6	365.0	289.4	281.9
7/29/82	364.2	394.5	362.1	290.5	284.1
7/30/82	356.7	392.1	357.2	291.6	285.1
7/31/82	356.7	388.7	355.5	291.5	282.8
8/1/82	348.7	385.5	354.3	291.0	283.0
8/2/82	346.3	382.8	354.1	292.2	287.2
8/3/82	343.9	379.9	353.5	294.5	289.6
8/4/82	341.0	378.8	352.2	297.1	294.7
8/5/82	338.7	376.6	350.6	300.9	300.3
8/6/82	335.9	374.4	347.3	304.9	307.5
8/7/82	336.5	373.0	348.3	309.3	315.8
8/8/82	336.0	371.3	347.8	315.0	324.1
8/9/82	332.8	370.8	344.6	318.6	333.9
8/10/82	335.7	369.7	347.4	326.2	346.9
8/11/82	333.3	368.8	343.6	333.5	355.4
8/12/82	331.3	366.5	341.3	344.5	361.7
8/13/82	332.4	364.8	342.7	351.6	366.2
8/14/82	335.0	363.1	343.8	358.7	374.0
8/15/82	337.1	361.5	345.3	365.6	385.0
8/16/82	338.2	360.2	344.8	374.5	400.6
8/17/82	340.8	359.1	345.6	386.0	422.3
8/18/82	345.7	359.0	348.6	399.5	443.8
8/19/82	351.3	359.6	351.1	415.4	466.2

## Daily DSM2

	DB4	DB3	DB4	DB3	DB4
Date	Avg Of H3	Avg Of H4	Avg Of H4	Avg Of NAA	Avg Of NAA
8/20/82	358.8	360.3	355.9	426.2	490.6
8/21/82	366.0	361.9	359.1	447.2	512.6
8/22/82	375.0	364.0	365.2	463.5	535.0
8/23/82	383.5	366.8	370.5	481.3	549.3
8/24/82	392.2	369.8	378.1	501.4	568.4
8/25/82	399.0	373.1	381.8	523.8	576.6
8/26/82	406.1	376.5	387.5	543.9	581.4
8/27/82	411.1	380.1	391.8	548.7	581.4
8/28/82	414.2	383.9	395.8	554.0	583.9
8/29/82	417.3	387.4	398.8	560.3	587.6
8/30/82	417.8	391.1	401.1	566.1	595.3
8/31/82	415.7	392.9	399.1	572.3	599.1
9/1/82	416.4	394.0	400.8	578.0	606.4
9/2/82	417.9	395.3	401.7	583.7	613.9
9/3/82	420.4	396.7	403.2	590.4	617.2
9/4/82	421.6	398.4	405.3	595.9	618.0
9/5/82	422.1	399.3	405.9	596.6	615.2
9/6/82	423.3	400.7	407.9	602.5	612.1
9/7/82	422.0	401.9	407.5	603.1	603.5
9/8/82	421.0	403.2	408.1	601.8	594.6
9/9/82	419.6	404.2	408.9	598.2	584.4
9/10/82	418.3	405.1	409.9	591.9	576.9
9/11/82	415.9	406.0	410.0	588.7	566.7
9/12/82	413.4	406.6	410.0	583.9	558.0
9/13/82	412.1	407.1	409.9	577.4	550.4
9/14/82	408.7	407.4	410.3	569.9	541.7
9/15/82	404.5	407.9	410.5	564.6	531.7
9/16/82	403.1	408.3	410.8	556.4	523.8
9/17/82	401.1	408.8	412.0	550.4	513.7
9/18/82	401.4	409.3	412.3	549.5	503.6
9/19/82	398.9	409.8	413.5	532.8	485.4
9/20/82	398.5	410.5	414.3	522.6	470.9
9/21/82	398.6	411.0	415.1	514.9	453.5
9/22/82	397.4	411.5	416.5	501.2	434.7
9/23/82	396.5	411.7	417.1	486.5	418.6
9/24/82	396.2	411.6	417.0	464.9	409.4
9/25/82	397.6	410.9	416.3	463.5	402.1
9/26/82	397.4	409.4	414.9	455.9	391.3
9/27/82	395.7	407.1	413.1	450.3	384.2
9/28/82	394.0	404.3	411.1	440.1	380.1
9/29/82	393.5	401.7	407.8	430.7	368.0
9/30/82	393.9	399.1	405.5	417.6	359.3
10/1/82	397.9	397.2	402.7	409.2	348.5
10/2/82	396.8	394.9	400.2	406.2	343.6
10/3/82	394.0	392.6	397.5	385.8	327.9

## Daily DSM2

	DB4	DB3	DB4	DB3	DB4
Date	Avg Of H3	Avg Of H4	Avg Of H4	Avg Of NAA	Avg Of NAA
10/4/82	390.2	390.3	395.0	378.2	321.8
10/5/82	385.5	387.7	393.0	363.8	309.6
10/6/82	379.6	385.3	389.8	358.5	303.3
10/7/82	374.2	382.7	387.7	346.8	291.1
10/8/82	368.4	379.8	385.3	329.0	283.2
10/9/82	361.6	377.7	382.7	322.9	281.6
10/10/82	356.3	376.2	381.5	319.2	279.0
10/11/82	351.4	374.6	378.8	314.1	276.1
10/12/82	347.2	373.5	377.6	307.6	272.7
10/13/82	343.8	372.7	376.7	299.8	266.6
10/14/82	341.7	372.6	375.6	295.0	261.0
10/15/82	337.6	372.7	369.0	289.4	257.7
10/16/82	326.1	371.1	355.4	284.4	252.9
10/17/82	317.9	367.7	343.7	278.0	248.5
10/18/82	312.6	365.2	333.4	274.5	244.3
10/19/82	308.7	360.4	324.6	268.9	240.1
10/20/82	304.2	354.1	317.4	263.1	237.3
10/21/82	299.3	348.1	308.8	255.6	234.0
10/22/82	296.2	344.7	302.8	253.4	232.8
10/23/82	297.5	341.8	303.4	252.0	233.1
10/24/82	292.6	338.0	298.2	251.4	231.2
10/25/82	301.6	336.0	308.5	252.7	235.3
10/26/82	306.4	334.2	311.4	251.2	235.6
10/27/82	305.6	332.2	307.2	249.8	233.8
10/28/82	301.9	331.0	300.9	249.7	234.0
10/29/82	297.4	325.7	294.6	248.1	232.0
10/30/82	301.0	323.0	299.9	245.7	233.1
10/31/82	320.0	325.3	328.2	252.1	244.4
11/1/82	330.4	327.5	338.1	256.6	257.9
11/2/82	335.1	329.7	342.7	261.4	265.1
11/3/82	340.5	332.8	348.7	266.4	270.5
11/4/82	343.7	334.8	350.1	270.7	275.6
11/5/82	349.0	337.1	351.8	276.2	281.1
11/6/82	352.4	338.2	354.9	280.8	285.2
11/7/82	356.7	340.4	357.4	285.4	287.8
11/8/82	359.4	343.4	358.6	290.3	289.2
11/9/82	364.8	347.6	363.4	294.1	290.4
11/10/82	373.1	352.7	371.7	297.2	292.3
11/11/82	376.5	354.7	375.7	300.6	296.0
11/12/82	384.8	361.0	385.0	305.1	293.3
11/13/82	380.5	367.1	388.0	305.8	291.6
11/14/82	373.7	372.8	385.7	308.3	291.6
11/15/82	371.8	375.5	383.3	308.4	295.1
11/16/82	371.7	378.9	383.9	309.1	289.6
11/17/82	364.0	382.0	379.1	305.3	285.1

## Daily DSM2

	DB4	DB3	DB4	DB3	DB4
Date	Avg Of H3	Avg Of H4	Avg Of H4	Avg Of NAA	Avg Of NAA
11/18/82	381.0	385.1	379.4	311.6	297.7
11/19/82	388.4	384.5	358.3	314.4	301.3
11/20/82	393.9	379.6	339.6	316.2	300.3
11/21/82	397.6	375.3	328.5	317.7	297.5
11/22/82	401.6	378.6	338.8	321.6	306.7
11/23/82	406.6	375.9	339.8	323.1	309.3
11/24/82	414.9	379.4	350.5	326.9	320.0
11/25/82	417.4	373.2	339.1	327.7	312.9
11/26/82	415.9	369.9	333.3	328.7	311.2
11/27/82	417.4	370.3	336.1	331.7	315.8
11/28/82	418.0	368.1	336.3	331.6	315.8
11/29/82	419.1	364.7	333.5	331.9	312.4
11/30/82	421.5	364.9	372.4	336.2	337.2
12/1/82	427.9	367.1	383.5	341.7	343.7
12/2/82	435.9	368.3	385.0	346.2	346.9
12/3/82	425.2	369.0	385.7	351.3	354.4
12/4/82	424.0	370.9	386.3	356.9	360.6
12/5/82	421.1	371.9	385.6	361.6	370.3
12/6/82	418.4	372.8	384.6	368.2	381.5
12/7/82	415.7	372.4	383.8	370.8	386.4
12/8/82	413.6	370.8	384.3	376.3	396.8
12/9/82	408.1	368.6	381.0	381.2	403.3
12/10/82	405.4	366.6	380.4	384.6	405.8
12/11/82	402.0	364.5	379.0	390.1	412.9
12/12/82	400.7	362.1	379.9	395.7	418.6
12/13/82	394.4	360.0	375.2	400.1	420.5
12/14/82	390.8	358.2	373.2	405.7	429.0
12/15/82	389.2	356.9	373.2	410.6	433.4
12/16/82	383.3	354.9	368.6	414.5	434.9
12/17/82	382.9	354.3	369.1	420.4	440.9
12/18/82	382.4	354.7	369.7	425.5	448.4
12/19/82	380.8	354.7	368.8	432.2	458.9
12/20/82	378.6	354.6	367.6	438.7	465.9
12/21/82	379.9	355.3	370.4	445.3	485.7
12/22/82	372.2	353.6	362.1	450.4	460.9
12/23/82	373.7	354.6	364.7	453.7	467.1
12/24/82	374.1	353.0	365.6	458.1	481.2
12/25/82	373.4	350.7	365.6	460.4	485.2
12/26/82	369.6	348.3	362.4	464.3	486.8
12/27/82	367.0	345.6	360.5	466.3	484.2
12/28/82	361.4	342.6	355.5	465.3	482.2
12/29/82	356.7	339.0	351.4	460.6	475.0
12/30/82	350.7	334.9	346.1	453.0	466.9
12/31/82	373.8	334.7	369.9	455.4	500.3
1/1/83	375.0	335.1	372.1	459.7	497.5

## Daily DSM2

	DB4	DB3	DB4	DB3	DB4
Date	Avg Of H3	Avg Of H4	Avg Of H4	Avg Of NAA	Avg Of NAA
1/2/83	385.0	346.1	383.0	463.3	498.8
1/3/83	382.2	345.9	380.5	467.3	503.4
1/4/83	382.2	346.4	380.4	470.4	514.2
1/5/83	382.4	348.3	381.2	473.0	505.7
1/6/83	382.9	349.1	382.1	478.2	519.1
1/7/83	398.3	353.3	400.8	482.8	541.9
1/8/83	393.9	357.9	393.2	492.9	556.1
1/9/83	396.7	361.0	396.0	501.6	557.6
1/10/83	399.7	363.3	399.1	512.9	567.0
1/11/83	404.2	365.9	403.8	524.9	581.2
1/12/83	410.8	368.6	410.6	537.3	588.8
1/13/83	407.9	371.8	407.8	547.1	597.1
1/14/83	412.2	375.7	412.1	562.5	615.0
1/15/83	414.5	378.7	414.4	575.8	626.5
1/16/83	416.7	383.3	416.6	588.5	636.2
1/17/83	426.4	388.3	426.3	604.1	660.5
1/18/83	424.5	392.8	424.4	624.1	664.5
1/19/83	430.9	399.6	430.9	639.3	688.9
1/20/83	434.0	401.9	434.2	650.4	706.3
1/21/83	433.8	400.5	434.1	665.4	729.0
1/22/83	431.1	395.7	431.4	680.5	741.6
1/23/83	428.1	382.2	427.3	703.1	779.6
1/24/83	418.3	366.5	418.0	706.1	743.0
1/25/83	408.5	344.7	408.0	701.1	740.2
1/26/83	388.5	334.7	388.3	679.0	702.9
1/27/83	372.1	322.7	371.6	642.6	669.1
1/28/83	348.5	312.9	348.0	544.8	615.2
1/29/83	337.4	304.5	337.0	452.5	556.1
1/30/83	328.5	300.8	328.5	416.2	518.0
1/31/83	318.8	295.7	318.9	360.0	439.5
2/1/83	312.2	287.5	312.2	315.4	399.5
2/2/83	316.1	293.1	316.1	319.6	391.0
2/3/83	331.0	299.9	331.0	323.9	375.6
2/4/83	325.1	303.2	325.0	329.8	370.5
2/5/83	328.6	308.7	328.6	335.8	369.0
2/6/83	338.6	310.8	338.5	333.8	374.4
2/7/83	345.0	311.2	345.0	337.8	372.5
2/8/83	341.7	309.6	342.1	336.0	371.7
2/9/83	329.1	308.0	330.4	326.2	361.6
2/10/83	320.4	303.9	321.6	320.7	355.2
2/11/83	317.3	301.6	318.4	316.4	353.4
2/12/83	313.8	300.3	314.9	314.8	343.5
2/13/83	319.1	299.3	320.1	312.3	333.2
2/14/83	314.9	298.8	315.5	312.7	336.4
2/15/83	320.7	299.8	320.9	313.6	338.9

## Daily DSM2

	DB4	DB3	DB4	DB3	DB4
Date	Avg Of H3	Avg Of H4	Avg Of H4	Avg Of NAA	Avg Of NAA
2/16/83	319.0	301.1	319.2	318.0	341.6
2/17/83	317.1	301.5	317.2	315.9	331.8
2/18/83	317.6	302.8	317.4	317.4	335.7
2/19/83	319.3	301.2	318.7	316.2	335.5
2/20/83	323.2	301.0	322.4	320.1	341.1
2/21/83	324.2	304.6	323.7	322.4	342.7
2/22/83	341.6	310.4	341.6	320.4	341.6
2/23/83	333.0	315.0	332.6	322.2	343.8
2/24/83	336.0	317.2	335.9	325.0	347.5
2/25/83	332.3	315.1	332.0	325.5	346.9
2/26/83	333.9	316.5	333.6	328.3	349.7
2/27/83	339.0	319.9	338.6	327.6	348.3
2/28/83	337.9	316.3	337.5	324.8	348.8
3/1/83	335.2	315.2	334.8	322.9	344.7
3/2/83	315.6	297.2	315.4	313.1	337.2
3/3/83	293.9	266.3	293.8	272.7	309.2
3/4/83	281.5	260.1	281.3	263.4	289.5
3/5/83	276.4	256.9	276.2	260.0	284.0
3/6/83	273.7	255.6	273.5	256.9	278.5
3/7/83	272.5	255.1	272.3	254.7	274.8
3/8/83	272.2	255.2	272.1	254.9	274.9
3/9/83	272.4	255.6	272.3	256.3	276.8
3/10/83	273.1	256.5	273.0	258.2	278.3
3/11/83	273.8	257.0	273.7	259.3	278.8
3/12/83	274.2	257.8	274.1	261.3	284.3
3/13/83	274.7	259.0	274.7	262.3	279.8
3/14/83	275.2	259.7	275.1	263.8	281.1
3/15/83	276.9	259.7	276.9	265.1	289.0
3/16/83	274.4	259.5	274.5	262.8	278.8
3/17/83	290.2	260.6	290.6	264.8	284.3
3/18/83	274.9	260.3	274.9	264.0	286.1
3/19/83	274.5	260.3	274.5	263.2	283.3
3/20/83	273.2	259.4	273.2	261.9	279.1
3/21/83	272.7	259.0	272.6	260.8	281.1
3/22/83	273.0	259.4	273.0	261.5	277.8
3/23/83	272.2	258.0	272.2	263.8	278.9
3/24/83	273.3	258.6	273.2	264.1	279.7
3/25/83	273.7	259.0	273.6	262.9	278.2
3/26/83	273.2	258.7	273.2	260.1	281.8
3/27/83	273.0	258.6	272.9	262.3	283.6
3/28/83	273.4	259.5	273.4	268.0	285.2
3/29/83	279.5	262.2	279.5	273.5	284.1
3/30/83	282.2	265.7	282.2	278.0	300.2
3/31/83	272.4	257.9	270.6	268.0	277.0
4/1/83	265.5	245.5	265.5	261.0	275.1



## Daily DSM2

	DB4	DB3	DB4	DB3	DB4
Date	Avg Of H3	Avg Of H4	Avg Of H4	Avg Of NAA	Avg Of NAA
4/2/83	262.1	236.4	262.5	255.5	272.5
4/3/83	248.4	207.5	248.4	246.1	268.1
4/4/83	242.0	207.2	242.3	235.9	259.3
4/5/83	238.5	208.2	238.5	234.5	257.2
4/6/83	237.8	210.1	237.8	235.1	254.1
4/7/83	235.7	211.4	236.0	236.1	249.9
4/8/83	229.4	210.5	229.3	236.1	249.1
4/9/83	226.9	210.7	226.8	235.5	247.2
4/10/83	224.1	209.9	224.1	234.0	246.8
4/11/83	223.3	209.7	223.3	232.8	242.9
4/12/83	222.3	209.7	222.3	232.2	241.9
4/13/83	219.8	208.9	219.8	231.6	242.0
4/14/83	219.3	208.4	219.3	231.3	243.1
4/15/83	219.9	207.6	220.0	231.2	243.7
4/16/83	218.8	206.6	218.9	231.2	244.8
4/17/83	220.7	206.5	220.9	231.2	243.8
4/18/83	216.9	206.7	217.2	231.6	244.3
4/19/83	216.1	206.0	216.3	232.1	243.1
4/20/83	215.9	205.9	216.2	232.9	242.5
4/21/83	216.1	206.5	216.4	233.0	242.6
4/22/83	216.8	206.4	217.1	232.6	242.3
4/23/83	215.2	205.8	215.4	233.5	242.6
4/24/83	215.2	205.7	215.3	232.8	242.9
4/25/83	214.9	205.3	215.0	232.6	245.1
4/26/83	215.3	204.2	215.5	231.9	241.8
4/27/83	213.2	203.3	213.3	231.0	240.7
4/28/83	216.9	202.5	217.5	230.1	241.0
4/29/83	212.0	201.0	212.1	229.0	239.5
4/30/83	207.8	198.2	207.9	226.7	233.8
5/1/83	205.4	191.7	205.4	223.2	230.2
5/2/83	202.7	188.1	202.7	218.7	230.2
5/3/83	203.5	197.7	203.6	214.0	224.7
5/4/83	204.5	204.0	204.5	210.6	223.8
5/5/83	210.1	204.6	209.8	214.1	223.1
5/6/83	207.0	203.7	207.0	213.9	221.6
5/7/83	207.7	203.8	207.7	213.5	221.5
5/8/83	208.6	203.4	208.5	213.3	221.1
5/9/83	210.0	203.9	209.9	213.3	221.1
5/10/83	209.8	204.0	209.8	213.5	222.2
5/11/83	210.2	204.6	210.2	213.7	221.3
5/12/83	210.8	204.8	210.8	214.1	223.0
5/13/83	211.3	205.4	211.3	214.6	223.7
5/14/83	212.2	205.9	212.2	215.2	224.9
5/15/83	213.4	206.4	213.4	215.9	225.5
5/16/83	213.4	206.8	213.4	216.7	226.4

## Daily DSM2

	DB4	DB3	DB4	DB3	DB4
Date	Avg Of H3	Avg Of H4	Avg Of H4	Avg Of NAA	Avg Of NAA
5/17/83	213.3	207.3	213.3	217.5	226.1
5/18/83	213.7	207.6	213.7	218.5	226.3
5/19/83	214.0	207.9	214.0	219.3	227.8
5/20/83	214.7	208.2	214.7	219.9	228.5
5/21/83	215.5	208.4	215.5	221.0	229.6
5/22/83	216.1	208.8	216.1	221.6	230.3
5/23/83	216.7	208.9	216.7	222.3	231.8
5/24/83	216.1	209.0	216.1	223.2	232.3
5/25/83	216.3	209.0	216.3	223.9	238.1
5/26/83	216.9	208.9	216.8	224.6	235.2
5/27/83	216.5	208.7	216.5	224.9	233.9
5/28/83	215.9	208.5	215.9	225.0	234.3
5/29/83	216.7	207.9	216.7	224.9	234.7
5/30/83	215.6	207.3	215.6	224.5	232.7
5/31/83	216.6	206.8	216.3	224.2	235.0
6/1/83	218.5	208.7	216.8	225.0	236.9
6/2/83	221.1	212.8	217.7	226.2	239.4
6/3/83	220.2	216.2	220.0	226.4	234.7
6/4/83	221.3	218.2	221.5	227.1	237.4
6/5/83	222.1	216.9	221.9	227.6	236.7
6/6/83	221.4	216.6	221.0	228.1	239.2
6/7/83	224.8	216.9	226.6	228.8	238.7
6/8/83	223.7	217.1	222.9	229.7	240.0
6/9/83	224.6	217.7	223.6	230.7	241.0
6/10/83	225.6	217.9	224.7	231.6	242.6
6/11/83	225.8	218.0	224.4	232.3	244.0
6/12/83	226.6	218.3	225.3	233.1	244.1
6/13/83	226.9	218.5	225.7	233.9	244.6
6/14/83	227.4	219.0	226.2	234.6	244.5
6/15/83	227.3	219.0	227.1	235.2	245.8
6/16/83	228.9	219.0	226.6	235.8	244.4
6/17/83	228.2	219.0	227.0	237.0	246.7
6/18/83	228.7	219.4	227.1	237.1	247.3
6/19/83	229.5	219.8	229.0	237.8	250.9
6/20/83	229.7	220.5	228.6	238.9	251.3
6/21/83	230.3	220.6	229.0	240.2	253.7
6/22/83	230.9	220.9	229.6	241.3	253.8
6/23/83	231.2	221.0	230.0	242.4	257.9
6/24/83	232.0	221.2	230.5	243.6	258.1
6/25/83	231.0	221.3	229.3	244.4	257.7
6/26/83	232.2	221.6	231.3	245.2	257.9
6/27/83	234.1	221.6	230.1	246.2	261.2
6/28/83	232.1	222.1	230.5	247.1	261.9
6/29/83	233.1	222.3	230.8	248.3	261.3
6/30/83	231.6	222.9	230.0	249.6	262.3

## Daily DSM2

	DB4	DB3	DB4	DB3	DB4
Date	Avg Of H3	Avg Of H4	Avg Of H4	Avg Of NAA	Avg Of NAA
7/1/83	234.0	224.3	232.7	251.0	265.8
7/2/83	234.9	225.8	233.7	251.9	266.2
7/3/83	239.0	228.8	238.0	253.7	270.6
7/4/83	245.1	235.1	244.2	256.0	275.9
7/5/83	252.0	241.9	251.1	259.5	280.7
7/6/83	259.2	248.4	258.5	264.1	282.7
7/7/83	265.1	254.1	264.6	268.2	285.1
7/8/83	270.6	259.1	268.5	272.7	287.2
7/9/83	273.6	263.6	273.1	277.3	290.6
7/10/83	277.2	267.5	276.7	281.7	293.8
7/11/83	280.0	270.9	279.6	285.5	296.4
7/12/83	283.6	273.7	283.2	289.1	299.9
7/13/83	285.4	276.2	285.2	292.4	302.6
7/14/83	285.4	278.4	285.0	294.9	305.1
7/15/83	288.2	280.6	287.9	297.7	310.0
7/16/83	291.4	282.1	291.3	300.1	315.5
7/17/83	296.7	283.6	292.1	303.1	319.6
7/18/83	295.8	285.4	295.4	307.1	324.8
7/19/83	298.7	287.5	298.3	311.9	331.5
7/20/83	302.4	290.0	302.0	317.6	337.0
7/21/83	306.4	292.8	306.0	323.0	335.9
7/22/83	310.4	295.9	309.9	326.6	331.1
7/23/83	315.2	300.1	314.6	329.5	326.5
7/24/83	319.1	303.4	318.5	329.7	320.4
7/25/83	323.7	307.8	323.2	330.3	314.6
7/26/83	329.0	311.4	328.5	330.0	311.4
7/27/83	334.0	316.6	333.6	329.5	309.9
7/28/83	338.4	321.3	338.2	328.3	306.5
7/29/83	342.9	324.6	342.7	329.9	302.9
7/30/83	349.8	330.2	350.0	327.1	297.4
7/31/83	344.6	333.1	345.0	324.2	295.9
8/1/83	342.2	335.7	346.5	321.5	290.7
8/2/83	344.2	338.5	349.0	318.6	287.4
8/3/83	344.0	340.7	349.2	313.4	286.6
8/4/83	342.6	342.4	349.2	310.4	284.6
8/5/83	340.6	344.1	348.3	305.8	281.8
8/6/83	338.7	345.2	346.4	301.9	278.2
8/7/83	337.9	345.7	346.2	299.3	277.0
8/8/83	338.8	346.2	347.1	297.4	274.0
8/9/83	340.5	347.2	349.6	294.7	276.4
8/10/83	341.9	348.4	351.8	293.7	272.7
8/11/83	342.4	350.0	353.4	290.6	268.1
8/12/83	342.6	351.7	354.4	288.3	264.2
8/13/83	343.9	352.9	356.7	286.8	263.9
8/14/83	345.9	354.2	358.7	285.1	261.1

## Daily DSM2

	DB4	DB3	DB4	DB3	DB4
Date	Avg Of H3	Avg Of H4	Avg Of H4	Avg Of NAA	Avg Of NAA
8/15/83	344.9	355.8	359.5	282.4	256.6
8/16/83	343.7	356.8	359.2	278.5	255.6
8/17/83	341.9	357.6	357.7	276.5	254.4
8/18/83	340.9	357.9	356.6	275.6	253.9
8/19/83	340.0	358.1	356.9	274.3	253.3
8/20/83	338.9	358.1	357.1	272.3	252.0
8/21/83	339.9	357.8	358.5	271.6	252.1
8/22/83	340.7	358.2	359.6	271.2	250.8
8/23/83	342.3	358.7	360.8	271.0	255.1
8/24/83	343.1	358.9	362.2	270.4	254.7
8/25/83	344.7	359.6	365.7	269.6	251.2
8/26/83	346.4	360.1	364.9	269.0	253.2
8/27/83	345.5	361.2	365.7	269.7	248.1
8/28/83	345.9	361.5	367.5	268.6	247.8
8/29/83	344.1	361.7	365.6	268.0	245.9
8/30/83	342.6	362.1	364.7	265.7	245.6
8/31/83	346.7	360.3	363.3	261.4	243.1
9/1/83	347.8	359.1	362.6	260.0	240.6
9/2/83	345.2	358.1	361.6	257.3	238.6
9/3/83	342.5	356.9	359.4	255.0	237.0
9/4/83	340.8	355.9	358.1	253.3	236.2
9/5/83	339.1	355.1	358.2	251.5	235.4
9/6/83	339.9	354.6	357.0	249.5	233.0
9/7/83	340.0	354.3	356.4	249.2	233.3
9/8/83	341.3	354.3	357.8	245.9	232.7
9/9/83	342.3	354.6	359.6	246.8	231.9
9/10/83	343.5	354.7	358.6	244.9	228.2
9/11/83	344.8	355.1	358.8	243.1	226.2
9/12/83	344.5	355.3	360.5	242.0	226.8
9/13/83	345.9	355.8	361.6	239.8	225.2
9/14/83	347.3	356.1	361.7	238.1	223.6
9/15/83	347.7	356.8	362.4	238.5	224.5
9/16/83	348.2	356.8	362.3	238.4	224.0
9/17/83	348.1	357.3	362.2	237.8	224.8
9/18/83	348.4	357.4	361.4	237.0	224.6
9/19/83	348.2	357.5	362.0	236.8	223.3
9/20/83	348.4	358.0	361.8	236.3	225.4
9/21/83	348.5	358.1	363.8	235.2	223.9
9/22/83	349.3	358.7	363.2	233.7	222.7
9/23/83	350.3	359.3	364.3	236.1	223.8
9/24/83	351.6	359.7	364.3	235.4	222.3
9/25/83	352.4	360.1	364.9	234.5	220.8
9/26/83	352.4	360.5	365.7	234.0	222.0
9/27/83	352.8	360.8	364.6	232.4	219.5
9/28/83	352.4	361.0	364.2	230.9	219.9

## Daily DSM2

	DB4	DB3	DB4	DB3	DB4
Date	Avg Of H3	Avg Of H4	Avg Of H4	Avg Of NAA	Avg Of NAA
9/29/83	351.8	361.2	364.3	230.3	221.8
9/30/83	351.9	360.6	363.7	231.7	221.2
10/1/83	357.9	359.7	363.1	230.8	221.2
10/2/83	351.5	358.0	362.3	230.4	220.7
10/3/83	351.9	356.0	360.7	229.6	219.9
10/4/83	351.9	354.0	358.7	229.4	218.7
10/5/83	351.8	352.4	357.7	229.4	218.7
10/6/83	351.7	351.2	355.6	228.0	218.6
10/7/83	352.1	351.4	355.6	228.5	217.9
10/8/83	353.0	352.6	357.0	227.8	218.3
10/9/83	355.1	354.6	358.9	227.6	218.2
10/10/83	356.4	356.9	361.7	227.0	217.3
10/11/83	359.6	359.3	365.5	226.0	217.6
10/12/83	362.5	361.9	368.2	225.7	218.1
10/13/83	363.2	364.2	369.3	226.8	218.2
10/14/83	367.0	366.8	373.1	228.1	219.2
10/15/83	370.2	369.5	376.6	228.4	219.6
10/16/83	369.8	371.7	379.3	228.9	220.9
10/17/83	368.0	374.2	382.6	229.1	221.7
10/18/83	364.7	376.5	384.5	229.3	220.4
10/19/83	360.8	379.2	386.7	229.6	221.1
10/20/83	359.9	381.7	389.0	229.8	221.6
10/21/83	357.3	383.9	390.0	229.9	221.4
10/22/83	354.4	386.3	391.6	229.9	221.7
10/23/83	354.2	388.6	393.2	230.3	224.1
10/24/83	352.2	390.7	394.4	230.6	223.5
10/25/83	349.5	392.8	396.7	231.0	223.6
10/26/83	346.5	394.5	398.0	230.4	225.0
10/27/83	349.0	396.3	399.2	232.5	227.5
10/28/83	350.2	398.1	401.2	233.4	228.6
10/29/83	349.0	399.3	401.8	235.1	231.2
10/30/83	349.4	400.5	402.9	236.2	233.9
10/31/83	353.0	402.0	405.3	238.4	237.5
11/1/83	360.6	403.3	407.4	240.3	241.4
11/2/83	362.4	404.6	408.6	243.0	254.4
11/3/83	366.1	403.8	407.9	245.7	248.1
11/4/83	357.6	396.1	400.6	248.1	251.8
11/5/83	346.7	382.7	387.7	251.1	255.6
11/6/83	335.5	368.9	374.0	253.9	259.4
11/7/83	325.7	356.7	362.1	257.2	263.0
11/8/83	316.3	344.8	350.8	260.8	267.8
11/9/83	317.2	334.4	343.2	264.9	269.4
11/10/83	296.9	323.8	328.2	266.9	272.1
11/11/83	293.7	318.3	322.5	270.8	278.1
11/12/83	289.7	311.7	316.8	271.6	280.8

## Daily DSM2

	DB4	DB3	DB4	DB3	DB4
Date	Avg Of H3	Avg Of H4	Avg Of H4	Avg Of NAA	Avg Of NAA
11/13/83	288.3	305.1	309.6	276.3	283.9
11/14/83	286.7	299.3	303.9	277.6	286.6
11/15/83	285.8	292.6	298.9	281.1	288.4
11/16/83	282.9	285.9	291.7	283.2	287.2
11/17/83	281.3	280.1	284.6	284.9	287.8
11/18/83	277.1	274.5	279.2	286.3	289.8
11/19/83	273.7	267.7	273.2	287.2	287.0
11/20/83	268.4	261.6	266.8	287.8	289.7
11/21/83	264.6	255.5	260.8	289.0	293.3
11/22/83	260.1	249.2	254.2	289.3	293.8
11/23/83	254.4	242.4	246.5	289.6	294.1
11/24/83	248.7	236.4	239.8	289.6	294.6
11/25/83	243.3	230.4	234.6	289.0	294.4
11/26/83	236.6	224.1	228.3	287.7	293.1
11/27/83	228.8	218.1	221.7	285.2	290.4
11/28/83	222.1	212.4	217.8	282.7	288.5
11/29/83	215.9	206.6	211.6	278.0	284.8
11/30/83	219.4	202.9	215.9	277.2	288.4
12/1/83	216.7	197.0	213.9	276.5	292.6
12/2/83	217.1	195.1	214.9	275.3	294.6
12/3/83	215.0	201.3	213.3	273.5	287.5
12/4/83	221.2	216.5	219.8	274.5	290.6
12/5/83	227.9	223.9	226.9	274.8	290.5
12/6/83	230.4	224.7	229.6	274.2	289.2
12/7/83	233.2	225.5	232.6	273.3	285.8
12/8/83	240.1	224.8	239.8	272.0	283.1
12/9/83	236.2	226.0	236.3	268.6	279.1
12/10/83	231.5	223.2	231.4	258.9	274.9
12/11/83	231.5	224.4	231.3	248.9	266.9
12/12/83	232.0	222.9	231.9	248.3	268.5
12/13/83	231.7	223.4	231.6	246.3	262.7
12/14/83	234.4	224.2	234.4	245.7	264.3
12/15/83	232.2	224.0	232.1	246.9	261.4
12/16/83	235.0	224.7	234.9	246.2	262.8
12/17/83	236.6	224.8	236.5	245.9	263.0
12/18/83	235.0	224.8	234.8	246.0	261.3
12/19/83	236.1	225.4	236.0	246.3	259.4
12/20/83	238.5	227.4	238.5	247.1	262.2
12/21/83	239.4	229.1	239.3	248.6	264.0
12/22/83	241.0	230.3	241.0	252.2	277.0
12/23/83	243.1	231.1	243.0	255.6	271.5
12/24/83	242.6	232.0	242.6	261.1	273.4
12/25/83	243.6	234.3	243.5	263.9	275.0
12/26/83	247.5	233.0	243.6	265.1	275.4
12/27/83	241.5	231.2	241.4	265.6	275.5

## Daily DSM2

	DB4	DB3	DB4	DB3	DB4
Date	Avg Of H3	Avg Of H4	Avg Of H4	Avg Of NAA	Avg Of NAA
12/28/83	240.5	228.4	240.5	265.5	277.8
12/29/83	241.1	227.3	241.2	263.9	280.3
12/30/83	240.6	226.6	240.5	263.2	276.6
12/31/83	232.1	225.9	232.1	260.2	265.6
1/1/84	231.1	225.3	231.1	256.4	261.9
1/2/84	230.9	225.9	230.9	254.8	260.5
1/3/84	237.0	238.4	237.0	255.7	261.3
1/4/84	246.7	254.4	246.6	259.8	266.3
1/5/84	254.3	262.8	254.3	264.1	269.7
1/6/84	261.6	269.4	261.6	268.2	273.5
1/7/84	267.6	273.3	267.6	271.6	276.0
1/8/84	273.9	277.7	273.9	275.6	280.6
1/9/84	277.2	280.4	277.1	278.6	300.2
1/10/84	281.1	283.5	281.0	281.7	287.3
1/11/84	283.9	285.5	283.8	285.0	291.5
1/12/84	287.7	287.3	287.7	288.6	297.4
1/13/84	290.2	288.1	290.2	292.5	300.7
1/14/84	292.0	289.1	292.0	296.2	306.0
1/15/84	294.9	290.2	294.9	300.5	310.2
1/16/84	296.4	291.4	296.4	304.4	313.1
1/17/84	297.3	292.7	297.3	308.5	316.3
1/18/84	298.9	294.2	298.9	312.7	320.6
1/19/84	301.4	295.6	301.4	316.7	325.1
1/20/84	301.7	297.0	301.7	321.1	329.7
1/21/84	302.8	298.2	302.8	325.3	334.7
1/22/84	304.0	299.5	304.0	330.0	338.8
1/23/84	305.9	300.7	305.9	333.6	342.9
1/24/84	306.7	301.9	306.7	337.9	349.6
1/25/84	307.9	303.0	307.9	343.1	357.7
1/26/84	316.9	304.2	317.0	348.5	363.5
1/27/84	311.4	305.3	311.4	353.1	367.1
1/28/84	313.4	306.4	313.4	358.5	367.9
1/29/84	313.8	307.6	313.8	362.9	367.4
1/30/84	314.4	308.8	314.4	366.3	368.2
1/31/84	317.3	310.8	317.4	369.5	370.6
2/1/84	319.0	313.1	320.2	372.4	371.4
2/2/84	322.5	315.2	322.0	374.8	374.6
2/3/84	324.4	316.9	323.6	377.8	376.3
2/4/84	325.4	318.4	324.7	380.5	379.0
2/5/84	327.3	318.5	327.2	383.8	392.7
2/6/84	327.9	317.9	325.7	386.2	385.1
2/7/84	329.1	317.6	326.5	388.3	382.3
2/8/84	329.6	317.8	327.6	389.9	380.8
2/9/84	332.4	318.5	328.2	391.3	377.9
2/10/84	332.5	319.2	329.5	392.9	377.7

## Daily DSM2

	DB4	DB3	DB4	DB3	DB4
Date	Avg Of H3	Avg Of H4	Avg Of H4	Avg Of NAA	Avg Of NAA
2/11/84	335.3	319.1	331.8	392.0	371.3
2/12/84	336.0	319.6	332.5	390.6	367.5
2/13/84	331.9	319.3	328.1	390.1	374.5
2/14/84	333.1	320.0	331.6	388.7	367.2
2/15/84	334.2	319.5	328.0	385.3	366.6
2/16/84	331.0	319.9	328.7	385.5	370.9
2/17/84	332.2	320.6	329.2	384.3	367.3
2/18/84	333.5	321.4	330.4	382.1	361.6
2/19/84	335.1	323.0	330.9	379.3	355.8
2/20/84	335.9	323.9	332.7	380.4	357.0
2/21/84	337.0	325.1	333.8	379.1	356.6
2/22/84	344.5	326.8	336.1	377.9	351.5
2/23/84	342.3	329.0	338.7	376.6	345.3
2/24/84	344.2	329.7	340.2	373.6	344.2
2/25/84	345.9	331.5	342.6	373.2	342.2
2/26/84	353.4	335.6	349.7	371.1	336.7
2/27/84	354.1	339.6	351.3	367.5	332.6
2/28/84	353.2	341.4	350.5	366.3	333.8
2/29/84	354.7	343.6	350.4	365.3	336.1
3/1/84	355.2	343.8	351.0	364.1	336.8
3/2/84	352.6	340.5	347.3	363.3	335.0
3/3/84	348.7	336.1	343.2	360.2	331.3
3/4/84	346.9	334.0	342.0	356.0	325.9
3/5/84	349.2	335.5	343.7	356.7	326.9
3/6/84	352.2	337.7	347.2	356.5	327.9
3/7/84	356.6	341.1	350.9	355.1	326.7
3/8/84	358.2	343.8	353.8	353.6	323.8
3/9/84	360.9	346.9	358.0	350.4	318.7
3/10/84	365.1	349.5	360.0	346.6	314.1
3/11/84	372.4	351.7	364.1	341.2	300.2
3/12/84	372.4	356.0	366.1	338.5	298.1
3/13/84	371.2	357.7	368.9	335.3	313.0
3/14/84	379.1	359.9	368.9	333.9	310.3
3/15/84	374.3	362.1	369.2	333.9	313.2
3/16/84	376.1	363.9	370.9	332.0	311.7
3/17/84	379.0	366.5	374.0	329.9	308.8
3/18/84	382.3	368.6	377.4	329.7	304.6
3/19/84	385.6	371.7	380.2	327.5	305.5
3/20/84	387.2	373.7	382.0	326.6	308.0
3/21/84	391.0	376.6	385.6	325.6	305.9
3/22/84	394.1	379.3	388.6	324.6	297.9
3/23/84	398.3	382.1	392.2	320.5	295.4
3/24/84	400.8	384.0	394.8	320.1	293.4
3/25/84	406.6	387.3	398.5	319.7	294.2
3/26/84	407.1	389.5	400.5	320.5	297.8



## Daily DSM2

	DB4	DB3	DB4	DB3	DB4
Date	Avg Of H3	Avg Of H4	Avg Of H4	Avg Of NAA	Avg Of NAA
3/27/84	409.2	391.6	404.4	320.5	296.9
3/28/84	412.4	393.7	406.0	319.6	296.8
3/29/84	414.7	396.4	408.2	318.5	295.4
3/30/84	418.2	399.5	411.0	313.9	293.1
3/31/84	421.6	401.8	414.8	318.1	305.9
4/1/84	424.2	404.6	418.8	321.0	321.7
4/2/84	428.6	408.2	423.2	323.5	332.0
4/3/84	431.9	411.6	426.0	326.5	336.0
4/4/84	435.2	414.3	429.2	329.3	339.8
4/5/84	435.3	418.4	429.4	332.9	343.6
4/6/84	437.3	420.5	431.6	336.1	347.6
4/7/84	443.0	424.1	438.0	340.7	354.7
4/8/84	444.2	426.3	438.6	343.6	357.4
4/9/84	447.3	428.6	442.0	347.8	363.0
4/10/84	447.9	430.4	442.6	351.0	364.7
4/11/84	449.6	432.6	444.4	354.5	367.7
4/12/84	452.5	435.3	447.4	358.7	372.5
4/13/84	453.6	438.2	448.6	362.3	375.9
4/14/84	454.5	440.6	449.8	366.2	379.5
4/15/84	455.6	443.2	451.0	369.9	382.1
4/16/84	457.1	445.4	452.6	373.5	385.5
4/17/84	459.3	447.9	455.2	376.7	389.4
4/18/84	460.8	449.6	457.0	380.4	393.4
4/19/84	464.0	452.2	460.0	382.5	393.8
4/20/84	467.6	453.8	463.3	384.8	396.6
4/21/84	471.5	455.5	467.2	386.6	400.8
4/22/84	474.4	456.9	470.0	389.0	404.0
4/23/84	477.1	458.9	472.9	391.3	407.1
4/24/84	478.5	460.3	474.0	392.9	406.8
4/25/84	482.9	462.1	478.5	394.8	411.1
4/26/84	485.0	464.6	480.9	397.1	415.8
4/27/84	484.2	467.3	480.3	399.9	416.6
4/28/84	485.9	469.7	482.1	402.9	419.4
4/29/84	487.0	471.6	483.1	404.9	420.5
4/30/84	487.2	473.3	483.7	407.4	424.6
5/1/84	487.8	474.8	483.1	409.8	428.4
5/2/84	486.2	476.0	483.3	412.3	428.2
5/3/84	485.8	476.5	483.3	415.0	430.2
5/4/84	486.8	477.4	484.1	417.1	431.2
5/5/84	488.5	477.9	485.8	419.6	433.8
5/6/84	491.0	478.8	488.6	422.3	438.0
5/7/84	492.8	479.4	489.9	425.3	441.5
5/8/84	493.3	479.8	490.5	427.6	444.5
5/9/84	494.2	480.9	491.8	431.5	448.3
5/10/84	493.4	481.4	491.0	433.7	448.5

## Daily DSM2

	DB4	DB3	DB4	DB3	DB4
Date	Avg Of H3	Avg Of H4	Avg Of H4	Avg Of NAA	Avg Of NAA
5/11/84	493.9	482.7	491.7	437.1	450.9
5/12/84	493.1	483.7	491.3	440.3	452.6
5/13/84	493.2	485.0	491.9	443.5	454.8
5/14/84	493.1	486.0	491.9	446.5	456.5
5/15/84	494.1	486.6	493.7	448.6	459.8
5/16/84	492.4	487.2	491.8	451.1	460.1
5/17/84	494.4	488.0	493.8	453.3	462.9
5/18/84	495.6	489.0	495.1	455.3	465.5
5/19/84	498.7	489.5	498.1	457.3	469.2
5/20/84	501.0	490.2	500.0	459.1	471.9
5/21/84	504.9	491.3	503.4	460.9	474.5
5/22/84	507.0	492.6	506.0	463.9	478.8
5/23/84	508.9	493.5	506.1	465.0	481.5
5/24/84	508.4	494.5	507.0	466.9	482.3
5/25/84	510.1	495.8	508.8	469.3	487.4
5/26/84	510.3	497.1	509.5	472.2	487.7
5/27/84	508.3	498.3	508.2	474.5	488.0
5/28/84	505.8	499.2	506.0	476.2	485.6
5/29/84	504.3	499.8	505.0	478.0	485.5
5/30/84	503.1	500.3	503.9	479.6	484.9
5/31/84	502.1	500.2	500.1	479.9	483.9
6/1/84	492.0	498.7	486.1	480.4	477.0
6/2/84	476.8	496.0	472.0	479.3	466.1
6/3/84	465.6	491.7	462.8	477.5	458.4
6/4/84	455.9	488.0	453.5	474.8	449.9
6/5/84	448.1	482.2	445.3	470.9	442.0
6/6/84	440.7	479.2	441.7	467.6	434.3
6/7/84	442.8	474.6	438.5	465.5	435.5
6/8/84	432.2	468.9	430.0	461.3	426.0
6/9/84	427.6	462.2	425.2	455.8	419.9
6/10/84	417.2	453.6	417.2	447.8	412.5
6/11/84	410.4	446.2	406.9	441.3	407.3
6/12/84	405.9	436.9	401.5	433.8	401.9
6/13/84	399.8	432.3	394.6	429.2	396.1
6/14/84	396.2	426.5	392.0	423.8	393.7
6/15/84	396.2	421.1	391.9	420.4	391.9
6/16/84	395.6	419.1	391.5	416.6	386.7
6/17/84	396.5	417.3	393.1	414.5	386.4
6/18/84	396.5	416.8	393.1	413.1	384.8
6/19/84	393.8	416.1	395.4	411.3	384.3
6/20/84	394.8	414.6	393.9	409.5	385.2
6/21/84	392.4	414.4	391.3	409.6	379.5
6/22/84	386.0	411.4	385.6	407.2	374.8
6/23/84	384.7	410.2	383.3	404.8	372.6
6/24/84	380.1	407.0	386.4	400.9	367.0

## Daily DSM2

	DB4	DB3	DB4	DB3	DB4
Date	Avg Of H3	Avg Of H4	Avg Of H4	Avg Of NAA	Avg Of NAA
6/25/84	376.6	403.7	378.1	396.5	367.4
6/26/84	372.9	399.7	373.4	392.6	360.0
6/27/84	374.0	396.4	373.3	388.0	362.0
6/28/84	370.0	391.6	371.5	382.5	357.4
6/29/84	369.0	391.1	373.6	380.4	355.3
6/30/84	359.5	389.2	373.4	373.8	341.0
7/1/84	343.0	387.4	373.3	361.5	317.8
7/2/84	336.7	387.3	372.5	357.7	309.8
7/3/84	330.0	387.8	372.6	354.1	308.5
7/4/84	326.7	387.2	375.2	352.4	306.6
7/5/84	325.9	387.5	373.6	344.0	306.3
7/6/84	323.2	386.8	377.0	339.4	304.9
7/7/84	322.1	386.4	378.4	335.0	305.0
7/8/84	318.5	386.7	380.8	331.4	303.9
7/9/84	316.8	386.4	380.2	328.6	302.4
7/10/84	314.9	386.9	379.0	324.0	302.5
7/11/84	311.1	386.7	377.6	321.2	301.8
7/12/84	312.2	386.6	377.4	319.9	304.2
7/13/84	312.4	386.8	379.8	321.7	306.3
7/14/84	315.9	388.2	380.8	322.8	310.1
7/15/84	316.2	389.5	382.0	324.8	312.2
7/16/84	314.5	390.5	381.9	325.5	314.1
7/17/84	317.4	391.4	379.7	327.6	314.7
7/18/84	317.9	392.4	380.1	328.8	315.0
7/19/84	321.4	392.9	381.3	330.4	317.3
7/20/84	319.8	392.7	378.4	331.1	314.3
7/21/84	318.6	392.6	381.1	330.8	313.7
7/22/84	318.8	391.8	378.3	328.6	314.0
7/23/84	317.7	391.2	377.4	326.6	318.5
7/24/84	317.6	389.2	373.9	326.8	314.6
7/25/84	318.4	386.5	371.6	326.9	314.8
7/26/84	317.0	383.9	369.8	327.4	317.0
7/27/84	317.1	381.7	369.1	329.0	322.0
7/28/84	315.1	381.1	367.0	332.1	326.8
7/29/84	313.9	379.2	365.0	334.7	332.6
7/30/84	315.3	378.8	360.0	337.9	337.5
7/31/84	314.8	374.2	351.6	339.6	337.9
8/1/84	318.6	373.0	351.8	341.1	338.2
8/2/84	320.4	374.8	355.1	343.0	337.1
8/3/84	319.1	372.3	348.8	342.9	332.4
8/4/84	317.7	369.2	344.6	341.4	327.0
8/5/84	316.9	365.6	341.0	336.7	322.6
8/6/84	314.3	361.0	333.8	333.0	316.7
8/7/84	313.3	357.2	331.0	329.9	313.7
8/8/84	312.8	354.5	327.6	327.5	311.8

## Daily DSM2

	DB4	DB3	DB4	DB3	DB4
Date	Avg Of H3	Avg Of H4	Avg Of H4	Avg Of NAA	Avg Of NAA
8/9/84	311.8	350.1	325.5	326.7	313.8
8/10/84	312.1	348.5	325.2	327.1	313.0
8/11/84	312.2	346.9	323.0	327.3	315.7
8/12/84	312.6	345.5	322.6	328.9	317.2
8/13/84	313.4	343.5	317.4	329.9	321.0
8/14/84	315.6	343.0	315.4	331.4	325.2
8/15/84	315.3	340.6	314.3	332.8	328.3
8/16/84	317.9	341.8	315.6	335.8	332.0
8/17/84	317.6	339.9	314.2	338.4	337.7
8/18/84	319.3	338.1	313.8	341.3	339.9
8/19/84	322.1	336.4	313.0	344.5	345.8
8/20/84	322.8	335.6	315.6	348.2	351.6
8/21/84	327.0	333.9	317.6	353.7	360.9
8/22/84	328.9	333.1	318.9	360.7	372.2
8/23/84	332.5	332.0	320.8	369.4	389.4
8/24/84	332.9	331.3	321.4	379.2	408.4
8/25/84	336.5	331.7	323.2	391.8	430.1
8/26/84	343.7	332.4	326.9	409.9	457.0
8/27/84	348.3	333.6	328.6	424.4	484.8
8/28/84	357.0	335.1	332.4	445.0	511.0
8/29/84	364.7	337.1	336.3	460.2	532.4
8/30/84	375.0	339.6	342.2	479.5	555.5
8/31/84	381.8	341.5	345.6	510.7	570.9
9/1/84	383.7	343.7	349.3	529.2	579.5
9/2/84	387.5	346.1	353.3	543.0	584.2
9/3/84	394.2	348.5	356.6	549.4	583.0
9/4/84	395.6	351.0	359.5	554.9	588.9
9/5/84	401.2	353.9	362.9	562.6	599.5
9/6/84	405.4	356.6	367.3	573.2	610.1
9/7/84	407.5	358.5	368.5	583.7	620.7
9/8/84	410.6	361.4	371.5	595.0	633.8
9/9/84	412.5	363.6	374.3	606.5	645.9
9/10/84	413.6	366.6	377.4	616.5	652.8
9/11/84	416.1	369.2	379.1	625.3	658.2
9/12/84	416.5	371.6	381.6	630.5	663.1
9/13/84	417.4	374.1	383.3	639.0	665.4
9/14/84	418.3	376.5	386.8	645.8	666.3
9/15/84	418.2	378.8	387.4	650.4	658.8
9/16/84	417.3	381.0	389.4	647.5	645.8
9/17/84	416.0	383.3	390.6	639.7	633.0
9/18/84	414.4	385.3	394.0	631.2	617.2
9/19/84	413.9	386.8	392.4	626.4	602.4
9/20/84	411.5	388.2	392.1	620.6	588.2
9/21/84	408.4	389.7	392.4	613.6	578.1
9/22/84	406.6	390.8	393.7	604.2	570.4

## Daily DSM2

	DB4	DB3	DB4	DB3	DB4
Date	Avg Of H3	Avg Of H4	Avg Of H4	Avg Of NAA	Avg Of NAA
9/23/84	406.9	392.1	394.6	595.1	557.1
9/24/84	405.6	393.4	396.5	586.5	543.0
9/25/84	404.6	394.7	396.8	584.8	535.5
9/26/84	403.9	396.1	398.4	564.8	513.7
9/27/84	402.4	397.3	399.8	548.9	495.1
9/28/84	401.4	398.4	400.3	534.8	477.9
9/29/84	399.7	399.7	402.4	516.6	462.7
9/30/84	402.1	399.4	401.5	508.1	451.9
10/1/84	405.3	399.8	402.4	503.7	446.9
10/2/84	405.7	400.1	402.8	497.2	440.6
10/3/84	406.2	400.7	403.9	488.7	434.6
10/4/84	406.2	401.5	404.4	480.1	426.7
10/5/84	408.0	402.6	406.0	472.6	416.8
10/6/84	408.2	403.7	406.9	462.2	406.0
10/7/84	408.9	405.0	408.2	450.5	395.7
10/8/84	409.4	406.1	409.3	442.7	387.0
10/9/84	409.9	407.4	410.4	432.0	376.4
10/10/84	410.5	409.0	411.5	422.9	362.9
10/11/84	412.7	409.9	412.7	413.7	357.3
10/12/84	412.9	411.2	414.4	403.1	346.6
10/13/84	413.8	412.6	415.7	393.2	335.2
10/14/84	414.7	414.1	417.1	382.8	330.9
10/15/84	412.4	415.7	417.1	353.5	319.3
10/16/84	413.7	416.4	417.6	362.2	325.2
10/17/84	414.0	417.1	418.2	361.7	319.1
10/18/84	410.4	417.7	415.8	358.8	313.0
10/19/84	406.5	417.6	412.5	351.8	312.8
10/20/84	402.6	417.2	409.1	347.3	307.4
10/21/84	399.1	416.3	406.0	339.1	300.3
10/22/84	396.1	415.6	403.1	333.4	294.9
10/23/84	394.5	413.8	401.3	325.7	288.7
10/24/84	390.4	411.7	397.4	320.2	284.4
10/25/84	390.0	409.5	396.9	313.4	280.3
10/26/84	394.5	408.6	400.8	309.0	279.2
10/27/84	393.9	407.6	400.3	303.2	272.5
10/28/84	392.2	406.7	398.8	296.4	269.4
10/29/84	391.9	406.1	398.7	292.6	267.1
10/30/84	393.5	405.9	400.0	291.1	266.8
10/31/84	390.7	406.9	397.5	290.0	268.6
11/1/84	376.0	405.2	382.4	287.4	266.2
11/2/84	371.0	402.1	376.8	286.8	268.0
11/3/84	369.5	403.3	374.9	288.7	270.5
11/4/84	360.9	397.4	365.9	285.1	270.2
11/5/84	357.2	394.5	361.4	283.6	271.2
11/6/84	356.5	391.9	360.4	284.6	273.1

## Daily DSM2

	DB4	DB3	DB4	DB3	DB4
Date	Avg Of H3	Avg Of H4	Avg Of H4	Avg Of NAA	Avg Of NAA
11/7/84	351.5	388.4	354.9	285.6	276.2
11/8/84	355.7	387.6	358.9	288.5	284.3
11/9/84	346.0	383.0	349.1	291.5	292.2
11/10/84	348.0	377.6	348.0	297.2	300.9
11/11/84	342.6	375.5	345.8	305.0	312.9
11/12/84	347.1	374.4	351.7	311.5	323.7
11/13/84	348.3	373.4	350.7	321.9	336.6
11/14/84	343.8	371.1	345.8	332.8	351.2
11/15/84	351.2	371.8	353.3	337.8	366.1
11/16/84	354.2	371.9	356.1	344.1	372.4
11/17/84	354.6	371.2	356.4	354.8	380.5
11/18/84	354.5	372.1	356.0	361.6	387.7
11/19/84	353.7	371.2	354.9	372.8	398.5
11/20/84	352.7	370.9	353.6	380.6	404.4
11/21/84	354.6	369.8	355.2	388.2	401.4
11/22/84	353.1	369.8	353.8	391.7	398.8
11/23/84	345.5	365.8	345.8	393.9	394.3
11/24/84	354.8	367.4	355.3	395.1	395.4
11/25/84	352.6	367.7	353.0	396.2	394.4
11/26/84	341.5	363.1	341.4	393.5	389.1
11/27/84	350.2	366.3	350.2	395.7	386.7
11/28/84	351.5	366.0	351.4	395.3	385.5
11/29/84	349.4	366.2	349.2	393.0	376.9
11/30/84	343.1	364.9	342.8	394.8	376.3
12/1/84	328.1	357.1	327.5	389.0	367.5
12/2/84	318.5	349.2	317.9	381.9	358.1
12/3/84	312.1	345.3	311.4	377.4	347.5
12/4/84	301.5	336.4	300.8	368.6	339.2
12/5/84	300.0	330.7	299.4	362.7	334.9
12/6/84	294.7	322.9	293.9	352.4	330.7
12/7/84	290.2	313.6	289.4	345.4	325.6
12/8/84	289.6	314.9	288.8	341.9	324.0
12/9/84	284.1	308.6	283.2	337.4	317.3
12/10/84	284.0	307.7	283.2	335.7	314.8
12/11/84	285.7	307.2	283.3	334.5	313.4
12/12/84	283.6	308.1	282.8	336.0	311.8
12/13/84	277.8	305.6	276.8	328.3	304.9
12/14/84	273.6	299.0	272.5	324.2	296.9
12/15/84	278.0	299.4	277.1	324.3	301.0
12/16/84	273.8	296.9	272.8	321.4	296.9
12/17/84	265.5	287.9	264.4	310.9	286.4
12/18/84	264.9	288.8	263.8	308.8	283.1
12/19/84	262.5	284.6	261.4	304.5	280.5
12/20/84	264.4	282.6	263.3	302.0	280.7
12/21/84	262.5	281.3	261.3	297.3	277.9

## Daily DSM2

	DB4	DB3	DB4	DB3	DB4
Date	Avg Of H3	Avg Of H4	Avg Of H4	Avg Of NAA	Avg Of NAA
12/22/84	261.1	278.1	259.7	291.5	275.7
12/23/84	262.5	276.8	261.1	292.6	275.7
12/24/84	259.4	274.5	257.8	288.1	272.8
12/25/84	256.4	274.2	254.6	288.4	270.1
12/26/84	257.6	274.5	255.6	288.4	270.4
12/27/84	262.5	273.8	258.8	287.7	274.3
12/28/84	263.3	274.3	260.9	289.0	274.9
12/29/84	264.2	276.3	261.5	291.3	276.9
12/30/84	263.9	275.3	260.9	290.1	277.2
12/31/84	267.5	276.2	264.3	290.3	278.9
1/1/85	283.7	279.8	281.1	293.6	287.4
1/2/85	288.8	283.2	286.2	296.3	292.5
1/3/85	294.2	287.1	291.6	298.9	296.8
1/4/85	298.5	290.7	296.0	301.2	298.0
1/5/85	301.3	294.7	298.7	303.4	302.1
1/6/85	305.1	299.3	302.5	306.1	305.2
1/7/85	310.4	303.6	307.9	309.5	310.4
1/8/85	315.7	308.5	313.2	312.4	314.1
1/9/85	321.9	313.9	319.5	316.0	318.5
1/10/85	328.4	320.0	326.0	319.5	322.8
1/11/85	335.8	326.6	333.4	323.0	326.5
1/12/85	344.1	334.7	341.7	327.0	329.6
1/13/85	351.0	341.9	348.7	329.7	332.1
1/14/85	359.0	349.7	356.7	333.4	335.3
1/15/85	367.8	357.5	365.5	336.8	334.9
1/16/85	373.5	364.7	371.2	339.0	337.2
1/17/85	379.0	371.2	376.6	340.9	337.1
1/18/85	385.1	377.9	382.8	343.2	338.7
1/19/85	391.1	384.2	388.8	344.9	340.2
1/20/85	397.9	390.9	395.6	347.0	342.0
1/21/85	404.4	397.5	402.1	349.4	344.0
1/22/85	410.9	403.5	408.6	351.0	343.9
1/23/85	417.6	409.7	415.4	352.9	345.8
1/24/85	424.9	415.6	422.7	355.0	348.7
1/25/85	431.3	421.9	429.1	355.7	346.3
1/26/85	438.1	428.2	435.9	358.0	349.8
1/27/85	444.9	434.2	442.7	359.5	350.5
1/28/85	452.0	441.4	449.8	360.4	348.5
1/29/85	459.1	447.7	456.9	360.3	345.1
1/30/85	465.4	453.6	463.2	360.9	344.1
1/31/85	474.2	463.2	472.0	361.0	343.9
2/1/85	480.1	470.5	477.9	360.0	341.8
2/2/85	469.8	470.7	467.7	359.3	344.8
2/3/85	463.6	471.4	461.4	362.9	349.9
2/4/85	463.9	472.0	461.3	363.8	351.3

## Daily DSM2

	DB4	DB3	DB4	DB3	DB4
Date	Avg Of H3	Avg Of H4	Avg Of H4	Avg Of NAA	Avg Of NAA
2/5/85	457.5	471.7	455.4	364.2	350.2
2/6/85	454.1	471.1	452.0	364.2	349.2
2/7/85	447.7	469.5	445.7	363.3	345.7
2/8/85	461.1	471.7	459.0	364.2	350.9
2/9/85	461.5	473.0	459.6	365.7	354.5
2/10/85	460.2	474.2	458.3	367.7	356.3
2/11/85	453.4	472.9	451.6	367.8	353.7
2/12/85	442.5	471.7	440.8	368.6	348.2
2/13/85	433.8	467.3	433.9	366.9	342.9
2/14/85	437.1	466.1	435.6	366.2	346.1
2/15/85	432.4	463.3	430.9	365.2	342.6
2/16/85	432.5	462.5	431.0	364.8	342.4
2/17/85	437.9	460.7	436.6	365.1	346.2
2/18/85	434.8	459.4	433.9	364.9	344.7
2/19/85	435.6	460.6	434.6	365.3	344.6
2/20/85	430.5	459.9	429.7	365.5	342.6
2/21/85	425.8	456.6	425.1	363.6	339.1
2/22/85	423.1	453.8	422.6	360.5	337.5
2/23/85	422.1	455.2	421.7	363.2	338.6
2/24/85	418.7	451.5	418.4	360.6	336.4
2/25/85	414.6	450.6	414.4	360.5	334.8
2/26/85	402.9	444.4	403.0	356.3	324.7
2/27/85	396.8	438.2	397.0	354.2	322.4
2/28/85	393.1	438.6	393.2	350.5	320.6
3/1/85	400.0	438.5	399.8	355.9	329.5
3/2/85	403.8	437.7	403.6	355.8	335.0
3/3/85	401.3	434.3	401.7	354.8	333.2
3/4/85	402.9	432.9	403.4	354.3	334.5
3/5/85	401.3	431.3	401.7	354.0	333.7
3/6/85	403.2	430.2	403.7	354.0	336.1
3/7/85	416.5	430.7	411.6	355.5	345.9
3/8/85	401.4	429.0	402.2	354.9	338.0
3/9/85	398.9	426.5	399.3	355.2	334.7
3/10/85	401.9	425.8	402.8	354.5	339.2
3/11/85	403.9	424.3	404.7	354.6	341.8
3/12/85	396.3	423.0	397.6	354.5	337.9
3/13/85	389.7	421.6	391.0	354.9	336.8
3/14/85	393.2	421.4	392.6	355.5	333.4
3/15/85	394.7	420.7	395.9	356.1	339.4
3/16/85	395.4	419.9	396.5	357.6	340.5
3/17/85	395.3	420.9	396.6	358.0	340.2
3/18/85	399.2	420.7	400.3	358.5	343.6
3/19/85	401.0	422.4	402.2	360.4	345.9
3/20/85	403.4	421.8	404.2	360.8	348.6
3/21/85	399.4	422.6	400.7	362.1	344.9



## Daily DSM2

	DB4	DB3	DB4	DB3	DB4
Date	Avg Of H3	Avg Of H4	Avg Of H4	Avg Of NAA	Avg Of NAA
3/22/85	398.1	422.3	399.1	362.7	343.8
3/23/85	396.7	422.3	397.9	362.9	342.3
3/24/85	398.2	421.6	399.4	362.5	343.2
3/25/85	392.2	419.8	393.6	361.9	338.1
3/26/85	388.4	418.9	389.0	359.4	334.7
3/27/85	390.2	418.3	391.6	360.5	336.9
3/28/85	400.9	420.8	402.1	363.6	347.9
3/29/85	399.6	420.0	400.0	364.1	346.8
3/30/85	395.7	421.5	397.2	365.2	344.4
3/31/85	401.0	423.2	402.1	368.1	353.5
4/1/85	409.9	425.3	411.0	371.0	367.1
4/2/85	415.6	427.8	416.6	374.2	375.4
4/3/85	419.1	429.9	420.1	378.0	382.0
4/4/85	424.4	432.6	425.3	382.3	386.8
4/5/85	426.4	435.6	427.3	386.8	391.9
4/6/85	431.3	438.0	432.2	391.5	398.2
4/7/85	435.4	441.3	436.3	397.1	409.2
4/8/85	436.8	444.2	437.7	402.8	410.3
4/9/85	441.2	447.4	442.1	408.1	416.3
4/10/85	446.4	451.3	447.2	413.6	424.0
4/11/85	450.9	454.9	451.6	418.8	431.0
4/12/85	453.4	458.3	454.2	424.0	440.0
4/13/85	455.1	461.1	455.8	429.4	447.5
4/14/85	455.2	463.7	455.9	434.3	448.2
4/15/85	454.4	465.3	455.1	439.4	452.9
4/16/85	457.9	467.4	458.5	444.0	456.2
4/17/85	462.1	469.9	462.8	448.4	461.4
4/18/85	465.1	471.8	465.8	452.7	465.9
4/19/85	467.9	474.2	468.5	457.6	470.2
4/20/85	462.5	475.2	463.0	462.9	475.6
4/21/85	464.9	476.6	465.5	467.2	478.7
4/22/85	469.6	477.7	470.1	471.9	483.7
4/23/85	470.4	479.4	470.9	475.6	488.2
4/24/85	472.8	480.0	473.3	479.2	491.8
4/25/85	471.2	480.7	471.7	482.4	496.9
4/26/85	463.8	480.7	464.3	485.3	503.6
4/27/85	464.3	481.2	464.7	489.6	505.4
4/28/85	470.3	482.3	470.7	492.1	507.3
4/29/85	468.1	482.4	468.5	496.1	513.0
4/30/85	465.2	482.0	465.1	499.6	513.7
5/1/85	469.2	482.1	468.6	502.7	514.7
5/2/85	471.8	481.3	471.4	506.6	516.3
5/3/85	473.6	480.9	472.9	509.9	518.9
5/4/85	467.8	478.3	467.0	513.1	518.6
5/5/85	465.0	476.0	464.5	515.0	516.6

## Daily DSM2

	DB4	DB3	DB4	DB3	DB4
Date	Avg Of H3	Avg Of H4	Avg Of H4	Avg Of NAA	Avg Of NAA
5/6/85	466.1	474.2	465.3	516.9	517.5
5/7/85	466.7	473.5	466.0	518.8	519.0
5/8/85	466.4	473.6	465.6	520.7	521.9
5/9/85	468.6	473.9	467.9	522.5	525.4
5/10/85	473.4	474.9	473.0	524.6	530.5
5/11/85	475.5	475.7	475.5	526.5	533.2
5/12/85	476.7	477.1	477.0	528.9	536.0
5/13/85	476.7	478.0	476.6	531.0	538.0
5/14/85	470.7	478.0	470.6	532.8	535.9
5/15/85	467.8	477.6	467.4	533.6	532.4
5/16/85	470.4	477.1	470.8	534.2	534.1
5/17/85	467.4	476.3	466.7	534.7	533.9
5/18/85	464.9	474.5	463.9	534.3	531.9
5/19/85	462.3	472.8	461.2	533.6	529.2
5/20/85	461.5	470.2	460.2	532.2	528.5
5/21/85	461.6	469.1	460.2	531.5	529.5
5/22/85	459.7	467.3	458.8	530.4	526.9
5/23/85	460.1	466.4	460.3	529.4	526.1
5/24/85	460.8	466.0	460.2	529.0	527.3
5/25/85	460.2	465.8	461.2	528.6	527.2
5/26/85	461.9	465.5	461.8	528.1	529.1
5/27/85	464.2	466.3	464.2	528.5	530.6
5/28/85	465.1	467.0	465.2	528.8	531.4
5/29/85	464.0	467.0	463.7	528.4	529.6
5/30/85	458.9	466.2	458.2	527.4	523.8
5/31/85	456.2	465.2	456.0	525.5	515.1
6/1/85	450.9	462.8	451.2	520.5	491.7
6/2/85	448.7	459.6	449.0	510.8	477.8
6/3/85	450.5	457.7	450.8	502.9	466.3
6/4/85	450.9	456.7	451.1	494.9	457.4
6/5/85	452.7	456.1	452.8	488.0	452.1
6/6/85	455.7	456.0	455.8	482.9	448.3
6/7/85	459.9	456.7	459.9	478.7	443.6
6/8/85	462.0	458.0	462.0	474.6	433.5
6/9/85	464.9	459.2	464.9	469.2	423.5
6/10/85	463.4	460.4	463.5	464.5	422.8
6/11/85	460.9	461.1	461.0	461.2	418.3
6/12/85	459.6	462.0	459.6	456.3	414.4
6/13/85	457.3	462.0	457.3	451.0	411.0
6/14/85	456.6	461.9	456.7	446.1	407.1
6/15/85	452.1	460.8	452.2	439.5	394.2
6/16/85	450.3	459.3	450.3	433.2	394.3
6/17/85	452.1	458.4	452.1	426.9	392.2
6/18/85	451.8	457.4	451.9	420.1	387.2
6/19/85	451.3	456.6	451.3	415.9	385.7

## Daily DSM2

	DB4	DB3	DB4	DB3	DB4
Date	Avg Of H3	Avg Of H4	Avg Of H4	Avg Of NAA	Avg Of NAA
6/20/85	452.7	456.2	452.8	412.4	386.1
6/21/85	456.6	456.4	456.6	409.3	384.4
6/22/85	458.5	457.1	458.5	407.2	382.8
6/23/85	461.0	458.0	461.0	404.7	379.3
6/24/85	463.4	458.9	463.4	402.8	379.4
6/25/85	466.0	460.3	466.0	401.9	379.4
6/26/85	463.7	461.4	463.7	400.3	378.0
6/27/85	460.5	461.7	460.5	397.0	376.3
6/28/85	457.2	461.2	457.2	394.1	372.2
6/29/85	456.4	460.5	456.4	390.6	371.4
6/30/85	449.3	458.9	450.2	378.8	345.7
7/1/85	429.3	456.3	435.9	360.5	326.9
7/2/85	412.4	452.1	422.3	352.0	322.0
7/3/85	403.1	446.9	413.4	346.6	322.1
7/4/85	397.0	441.9	408.4	348.5	327.5
7/5/85	391.3	435.8	403.0	349.2	334.6
7/6/85	390.6	436.0	402.1	352.9	338.5
7/7/85	386.3	432.1	397.8	355.6	343.9
7/8/85	381.6	430.5	393.7	358.7	349.5
7/9/85	384.8	429.5	397.6	361.2	356.5
7/10/85	379.8	426.7	393.4	362.8	356.5
7/11/85	376.3	423.9	389.0	365.2	363.9
7/12/85	370.4	419.0	381.8	365.6	361.5
7/13/85	370.6	414.8	381.5	367.8	366.1
7/14/85	370.7	410.8	381.5	371.8	372.8
7/15/85	368.9	407.1	378.7	378.3	386.1
7/16/85	368.0	402.9	377.8	386.5	399.9
7/17/85	369.7	399.6	378.4	396.4	412.8
7/18/85	371.9	397.6	381.2	407.8	428.9
7/19/85	372.4	397.0	381.6	416.8	443.7
7/20/85	372.8	396.0	379.3	424.5	456.7
7/21/85	373.1	394.9	378.0	434.0	465.6
7/22/85	376.6	395.9	380.1	437.1	472.9
7/23/85	378.6	394.6	381.3	449.2	482.8
7/24/85	380.4	394.7	381.5	459.2	488.5
7/25/85	381.6	394.7	383.4	469.2	488.5
7/26/85	381.9	393.6	383.9	473.4	482.0
7/27/85	381.1	392.8	382.3	474.4	476.8
7/28/85	380.4	391.1	381.3	474.5	472.6
7/29/85	380.7	390.7	381.5	474.9	471.8
7/30/85	380.1	390.4	379.9	476.5	473.4
7/31/85	378.6	389.1	376.1	477.6	475.8
8/1/85	383.2	388.5	378.4	479.0	477.4
8/2/85	383.9	387.7	378.8	480.1	479.1
8/3/85	385.4	388.0	380.0	481.2	477.7

## Daily DSM2

	DB4	DB3	DB4	DB3	DB4
Date	Avg Of H3	Avg Of H4	Avg Of H4	Avg Of NAA	Avg Of NAA
8/4/85	386.4	388.3	381.4	481.8	477.0
8/5/85	388.9	389.1	383.8	482.4	474.9
8/6/85	392.8	389.6	384.9	482.6	470.6
8/7/85	392.5	390.2	385.8	481.4	465.5
8/8/85	389.7	390.7	385.7	476.7	458.9
8/9/85	389.4	390.8	384.9	470.3	453.8
8/10/85	388.7	390.2	381.4	466.7	448.9
8/11/85	389.5	388.9	381.4	465.0	443.4
8/12/85	390.0	388.6	383.0	463.0	439.2
8/13/85	390.1	388.2	380.6	459.4	437.5
8/14/85	389.4	387.6	380.5	458.6	437.5
8/15/85	389.7	386.9	380.4	456.4	439.3
8/16/85	390.0	386.9	382.0	456.3	443.3
8/17/85	393.3	387.4	384.2	456.5	447.6
8/18/85	392.5	388.4	385.1	457.0	451.8
8/19/85	392.2	389.3	386.2	458.0	455.5
8/20/85	393.7	389.9	389.0	459.5	460.2
8/21/85	394.6	390.7	388.4	461.5	462.9
8/22/85	395.5	391.4	390.3	463.2	464.7
8/23/85	396.4	392.3	391.6	464.9	464.5
8/24/85	398.8	392.9	394.4	466.0	465.6
8/25/85	399.2	393.9	395.6	467.1	467.4
8/26/85	401.0	395.4	396.6	468.7	470.5
8/27/85	401.8	397.0	399.0	471.5	476.3
8/28/85	402.9	398.3	401.4	475.1	485.1
8/29/85	405.9	400.1	404.0	479.8	496.2
8/30/85	410.6	402.4	408.8	485.0	507.9
8/31/85	411.9	403.9	410.1	491.4	518.4
9/1/85	414.0	406.0	412.2	498.3	529.4
9/2/85	418.0	407.4	415.2	503.9	541.2
9/3/85	423.0	410.4	418.9	515.9	553.2
9/4/85	428.6	413.0	423.5	525.6	566.9
9/5/85	431.4	415.3	426.1	529.0	573.4
9/6/85	439.5	418.5	433.6	542.2	584.2
9/7/85	445.2	423.6	438.9	556.6	592.3
9/8/85	451.2	426.3	444.3	563.0	600.7
9/9/85	453.4	429.3	446.6	566.6	610.7
9/10/85	454.1	432.4	447.5	573.1	615.6
9/11/85	458.3	435.5	451.7	579.7	618.9
9/12/85	463.0	438.4	456.1	586.2	627.0
9/13/85	469.4	442.7	462.0	595.8	637.3
9/14/85	476.9	446.9	468.9	604.6	647.4
9/15/85	482.4	450.0	474.1	611.2	656.4
9/16/85	491.2	457.3	482.3	625.3	667.0
9/17/85	498.4	462.4	489.0	634.2	673.2

## Daily DSM2

	DB4	DB3	DB4	DB3	DB4
Date	Avg Of H3	Avg Of H4	Avg Of H4	Avg Of NAA	Avg Of NAA
9/18/85	501.7	466.4	492.5	640.5	677.8
9/19/85	510.4	471.6	501.0	648.4	685.8
9/20/85	519.5	478.7	509.4	660.9	692.9
9/21/85	526.9	485.5	516.6	667.4	698.4
9/22/85	531.4	490.0	520.9	670.0	702.1
9/23/85	540.5	495.8	529.8	675.9	707.7
9/24/85	551.5	503.6	540.6	683.2	715.7
9/25/85	560.6	509.5	549.4	691.1	726.1
9/26/85	571.7	516.2	560.2	701.5	744.1
9/27/85	579.9	522.9	568.3	708.5	762.0
9/28/85	589.9	530.6	578.2	721.5	780.5
9/29/85	598.2	538.2	586.4	733.3	799.1
9/30/85	606.1	543.8	594.4	744.6	812.7
10/1/85	603.3	547.6	591.9	754.8	825.7
10/2/85	607.3	555.0	596.1	767.2	842.4
10/3/85	615.1	560.1	603.9	780.2	861.3
10/4/85	624.4	567.0	613.1	808.6	874.9
10/5/85	632.1	574.4	620.9	811.6	879.4
10/6/85	627.5	577.3	616.7	816.1	877.0
10/7/85	628.3	581.5	617.5	821.9	879.3
10/8/85	633.2	585.9	622.6	827.6	876.2
10/9/85	638.1	591.2	627.5	832.0	875.7
10/10/85	644.8	595.9	634.2	839.8	874.4
10/11/85	648.5	600.7	638.1	843.5	874.4
10/12/85	650.8	603.9	640.5	844.5	872.5
10/13/85	653.9	610.7	643.7	849.3	872.3
10/14/85	659.6	615.1	649.5	851.7	871.7
10/15/85	662.7	621.6	652.8	853.7	870.2
10/16/85	660.1	625.3	650.4	854.7	868.1
10/17/85	658.4	628.5	648.9	855.8	867.3
10/18/85	658.2	631.5	649.0	857.2	867.0
10/19/85	658.2	634.3	649.3	858.5	868.4
10/20/85	653.1	635.4	644.3	858.3	868.5
10/21/85	650.6	636.1	641.9	859.7	870.8
10/22/85	649.5	636.6	641.0	861.4	875.4
10/23/85	646.8	636.8	638.6	863.4	880.3
10/24/85	642.7	636.7	634.8	866.4	885.2
10/25/85	638.4	635.9	630.8	869.4	890.1
10/26/85	633.0	634.8	625.5	872.1	895.5
10/27/85	629.5	633.3	622.2	874.1	898.7
10/28/85	625.2	631.0	618.2	877.8	899.1
10/29/85	621.2	628.9	614.3	879.6	896.5
10/30/85	617.2	626.2	610.5	880.8	892.9
10/31/85	602.8	619.3	596.6	882.7	885.2
11/1/85	586.8	614.0	581.2	877.3	872.1

## Daily DSM2

	DB4	DB3	DB4	DB3	DB4
Date	Avg Of H3	Avg Of H4	Avg Of H4	Avg Of NAA	Avg Of NAA
11/2/85	573.2	606.5	567.8	869.5	858.6
11/3/85	562.0	600.8	557.0	863.5	848.1
11/4/85	560.9	597.0	555.8	860.6	843.2
11/5/85	555.1	594.5	549.9	863.2	842.1
11/6/85	545.8	584.9	541.1	860.3	842.6
11/7/85	536.7	580.3	532.3	858.2	847.7
11/8/85	528.7	570.9	524.4	856.5	851.6
11/9/85	512.7	561.5	508.9	856.7	857.3
11/10/85	510.3	551.7	506.7	859.1	868.2
11/11/85	508.3	544.4	504.7	863.5	883.4
11/12/85	512.3	537.3	508.6	868.7	896.7
11/13/85	503.7	532.1	500.3	880.1	923.4
11/14/85	497.7	525.4	494.4	898.7	957.0
11/15/85	495.9	519.3	493.0	917.2	990.0
11/16/85	496.8	515.7	493.9	932.7	1019.8
11/17/85	498.7	514.1	495.9	943.7	1040.1
11/18/85	498.5	511.3	495.8	964.1	1068.7
11/19/85	497.9	509.5	495.4	987.6	1091.4
11/20/85	500.6	508.7	498.1	992.3	1104.9
11/21/85	502.4	507.7	501.5	1033.1	1133.2
11/22/85	505.5	507.5	503.5	1050.9	1151.5
11/23/85	508.4	507.7	506.6	1072.5	1170.1
11/24/85	511.3	508.5	509.5	1091.2	1175.9
11/25/85	514.4	509.5	512.5	1104.3	1183.8
11/26/85	517.0	510.5	515.2	1125.0	1212.8
11/27/85	522.3	512.9	520.8	1192.0	1273.6
11/28/85	530.2	517.6	528.6	1252.7	1323.5
11/29/85	529.0	516.5	527.2	1204.5	1321.8
11/30/85	550.5	528.5	549.0	1245.2	1362.7
12/1/85	577.4	547.3	576.0	1286.3	1412.4
12/2/85	591.5	549.4	590.1	1262.9	1380.5
12/3/85	611.6	564.5	610.2	1300.2	1417.0
12/4/85	625.4	569.2	624.1	1304.3	1423.3
12/5/85	633.9	582.0	632.7	1323.0	1433.8
12/6/85	642.3	595.9	641.3	1343.9	1441.8
12/7/85	647.6	605.9	647.0	1361.2	1443.4
12/8/85	641.5	613.6	641.2	1367.9	1422.9
12/9/85	628.4	616.8	628.5	1368.8	1386.6
12/10/85	613.6	616.0	613.9	1358.7	1340.8
12/11/85	597.7	611.5	598.2	1342.2	1295.3
12/12/85	581.3	606.0	582.0	1324.4	1246.1
12/13/85	564.8	599.4	565.7	1289.3	1187.9
12/14/85	553.0	589.9	554.2	1261.3	1139.3
12/15/85	542.5	586.0	543.9	1238.3	1092.4
12/16/85	535.8	579.5	537.4	1205.6	1055.5

## Daily DSM2

	DB4	DB3	DB4	DB3	DB4
Date	Avg Of H3	Avg Of H4	Avg Of H4	Avg Of NAA	Avg Of NAA
12/17/85	530.4	570.5	532.2	1170.1	1033.9
12/18/85	524.5	571.3	526.5	1155.3	996.1
12/19/85	519.4	560.0	521.6	1117.8	959.2
12/20/85	507.0	552.9	509.5	1078.3	914.7
12/21/85	495.0	543.5	497.9	1043.6	872.7
12/22/85	494.3	537.5	497.4	1009.1	845.0
12/23/85	491.6	527.2	495.0	974.4	827.2
12/24/85	492.3	524.3	495.8	946.1	814.3
12/25/85	492.7	516.1	496.6	914.4	803.0
12/26/85	494.0	517.4	498.4	910.1	786.8
12/27/85	500.8	520.6	505.7	885.4	779.8
12/28/85	507.6	522.0	513.1	860.7	762.4
12/29/85	518.3	526.5	524.8	849.3	742.6
12/30/85	530.9	530.8	538.1	836.2	737.9
12/31/85	545.2	536.2	552.6	834.5	755.9
1/1/86	555.2	542.4	562.5	829.5	771.4
1/2/86	564.9	548.7	572.2	824.8	780.6
1/3/86	572.4	555.9	580.4	817.1	770.8
1/4/86	583.3	565.0	592.0	810.6	761.9
1/5/86	590.1	572.4	598.6	805.8	769.8
1/6/86	595.9	579.8	604.7	798.2	764.4
1/7/86	599.7	586.8	608.3	788.8	756.3
1/8/86	602.7	592.4	611.1	784.7	749.5
1/9/86	608.5	598.3	617.4	774.9	746.6
1/10/86	607.4	604.1	616.5	769.1	740.6
1/11/86	609.2	608.5	618.5	761.4	731.6
1/12/86	610.9	613.2	620.3	757.1	727.3
1/13/86	610.3	616.1	619.9	752.4	709.7
1/14/86	611.5	619.6	620.8	751.0	713.9
1/15/86	611.9	622.0	621.1	747.3	708.7
1/16/86	614.2	624.6	623.1	745.8	716.8
1/17/86	616.1	627.2	625.0	744.3	710.0
1/18/86	605.1	628.2	614.0	732.5	680.8
1/19/86	599.8	626.2	608.3	726.5	674.3
1/20/86	592.7	625.4	601.0	718.9	662.5
1/21/86	585.9	624.4	593.8	714.6	651.7
1/22/86	582.8	621.4	590.5	706.2	648.9
1/23/86	593.9	622.2	601.5	698.5	650.2
1/24/86	604.0	622.8	611.6	691.5	645.7
1/25/86	605.8	622.2	613.3	683.7	638.7
1/26/86	606.2	622.9	613.7	681.0	639.2
1/27/86	598.7	623.1	606.1	673.3	618.9
1/28/86	589.3	621.8	596.5	665.5	609.4
1/29/86	593.6	621.2	600.6	659.4	610.4
1/30/86	600.1	622.3	607.0	656.2	610.4

## Daily DSM2

	DB4	DB3	DB4	DB3	DB4
Date	Avg Of H3	Avg Of H4	Avg Of H4	Avg Of NAA	Avg Of NAA
1/31/86	636.0	643.0	642.5	670.4	628.9
2/1/86	650.0	659.1	656.1	667.6	577.8
2/2/86	678.4	679.1	684.2	659.6	579.4
2/3/86	706.1	698.1	711.8	658.5	579.3
2/4/86	723.4	715.7	728.8	652.1	577.8
2/5/86	739.1	732.4	744.3	657.9	576.7
2/6/86	750.7	745.0	755.7	657.0	581.8
2/7/86	765.5	758.7	770.4	661.6	597.4
2/8/86	782.5	772.1	787.3	668.2	610.5
2/9/86	802.4	788.6	807.1	665.9	605.7
2/10/86	833.8	802.6	838.1	670.1	605.8
2/11/86	833.0	817.0	837.0	667.5	584.4
2/12/86	839.1	829.7	843.1	662.6	590.7
2/13/86	855.3	849.4	859.1	651.5	566.7
2/14/86	874.2	856.5	878.1	667.0	583.2
2/15/86	889.8	861.4	894.1	685.9	656.5
2/16/86	912.0	861.8	914.9	698.8	638.3
2/17/86	875.6	855.7	879.5	708.1	690.1
2/18/86	739.6	559.1	742.1	723.9	752.9
2/19/86	558.3	391.5	559.9	725.2	730.7
2/20/86	488.5	360.4	490.0	577.4	677.6
2/21/86	464.2	350.5	464.9	425.9	527.3
2/22/86	435.6	344.5	436.2	396.1	485.3
2/23/86	418.4	340.1	418.9	358.8	437.6
2/24/86	403.3	337.9	403.7	353.4	424.4
2/25/86	396.5	337.9	396.8	360.3	425.9
2/26/86	394.6	340.1	394.9	363.1	422.3
2/27/86	401.0	345.2	401.2	380.2	427.7
2/28/86	387.3	338.4	386.6	387.5	427.5
3/1/86	404.4	336.4	401.1	389.0	427.3
3/2/86	407.7	365.7	406.8	406.1	426.2
3/3/86	401.5	350.4	398.1	409.6	435.7
3/4/86	399.4	346.0	394.2	416.4	446.1
3/5/86	395.9	358.0	392.5	426.1	464.7
3/6/86	390.4	360.9	384.6	441.0	479.6
3/7/86	385.4	358.8	378.6	453.7	462.1
3/8/86	381.8	356.4	372.5	459.9	468.7
3/9/86	377.9	352.6	366.6	467.0	466.8
3/10/86	373.7	348.1	361.5	473.4	482.5
3/11/86	369.0	341.4	356.1	480.6	497.4
3/12/86	362.7	319.6	349.9	486.3	508.4
3/13/86	349.9	291.0	334.9	491.8	507.7
3/14/86	331.2	279.9	319.0	489.9	509.6
3/15/86	311.3	274.0	303.4	478.4	528.4
3/16/86	299.8	266.6	291.7	448.1	470.7



## Daily DSM2

	DB4	DB3	DB4	DB3	DB4
Date	Avg Of H3	Avg Of H4	Avg Of H4	Avg Of NAA	Avg Of NAA
3/17/86	287.6	262.6	284.4	371.0	433.9
3/18/86	281.0	260.8	277.4	322.5	413.5
3/19/86	279.2	260.6	276.0	333.0	394.8
3/20/86	284.7	262.2	281.5	327.8	383.0
3/21/86	292.1	265.3	279.6	331.1	375.8
3/22/86	288.3	269.7	283.9	332.9	364.7
3/23/86	290.0	272.0	286.1	333.8	356.1
3/24/86	291.5	273.6	292.3	333.0	351.1
3/25/86	289.0	274.5	286.7	330.3	346.5
3/26/86	288.4	273.0	285.9	328.6	344.1
3/27/86	289.5	272.8	287.0	327.2	343.2
3/28/86	289.5	273.8	286.9	326.8	345.0
3/29/86	294.2	274.8	292.5	327.9	349.1
3/30/86	295.6	277.6	293.5	331.3	355.7
3/31/86	283.8	277.6	281.4	329.3	342.1
4/1/86	281.8	273.8	279.4	325.6	329.4
4/2/86	282.7	272.4	280.3	316.5	324.6
4/3/86	282.7	272.3	280.1	310.5	318.7
4/4/86	282.2	272.2	279.9	305.4	313.0
4/5/86	281.9	272.5	279.8	302.3	309.2
4/6/86	282.5	273.1	280.3	300.0	307.2
4/7/86	283.0	273.7	281.1	298.6	306.1
4/8/86	285.7	274.7	283.6	297.5	308.0
4/9/86	285.7	274.9	283.6	296.1	304.4
4/10/86	286.3	275.5	284.6	295.0	303.8
4/11/86	289.3	276.0	288.2	294.0	305.1
4/12/86	287.9	276.8	286.5	293.6	303.0
4/13/86	289.7	277.4	288.5	292.8	303.0
4/14/86	290.8	278.3	289.4	292.4	303.0
4/15/86	291.2	279.0	289.7	292.2	303.1
4/16/86	290.9	280.0	289.5	292.3	301.9
4/17/86	293.3	280.7	295.4	291.9	303.7
4/18/86	292.2	281.5	290.9	292.1	301.0
4/19/86	294.4	282.6	292.9	292.4	302.2
4/20/86	296.0	283.0	294.5	292.0	303.1
4/21/86	298.2	284.9	296.7	292.8	304.5
4/22/86	299.4	286.3	298.2	293.7	305.5
4/23/86	300.4	288.0	299.3	295.0	306.9
4/24/86	305.7	291.6	304.4	296.0	307.3
4/25/86	310.4	295.0	308.7	297.5	308.5
4/26/86	309.6	298.7	308.6	298.7	310.1
4/27/86	311.3	301.9	310.6	300.0	311.1
4/28/86	314.1	305.3	313.3	301.2	312.8
4/29/86	318.4	308.4	318.0	302.7	316.8
4/30/86	322.2	311.5	321.4	304.0	317.8

## Daily DSM2

	DB4	DB3	DB4	DB3	DB4
Date	Avg Of H3	Avg Of H4	Avg Of H4	Avg Of NAA	Avg Of NAA
5/1/86	325.1	313.3	324.1	304.6	317.6
5/2/86	325.2	314.6	324.2	304.7	320.6
5/3/86	324.2	313.4	323.2	303.8	314.5
5/4/86	322.8	312.3	321.9	303.6	314.0
5/5/86	321.9	311.1	321.1	303.4	314.0
5/6/86	323.9	310.2	323.1	303.4	316.8
5/7/86	321.4	309.5	320.7	303.5	314.7
5/8/86	321.8	308.5	321.2	303.3	315.9
5/9/86	320.6	307.7	320.0	303.2	316.2
5/10/86	325.1	307.4	324.6	303.4	319.0
5/11/86	320.6	306.7	320.1	303.3	317.1
5/12/86	319.3	306.4	318.8	303.4	316.2
5/13/86	321.4	306.2	321.0	303.6	318.6
5/14/86	319.0	305.9	318.6	303.6	316.5
5/15/86	318.7	305.9	318.4	304.2	316.9
5/16/86	318.0	306.0	317.7	304.4	316.2
5/17/86	317.9	305.9	317.6	305.0	317.2
5/18/86	318.3	305.7	318.0	304.8	318.2
5/19/86	319.9	306.5	319.7	306.1	319.9
5/20/86	326.6	308.7	326.4	307.3	320.9
5/21/86	329.9	312.5	329.7	308.4	324.1
5/22/86	330.3	315.5	330.1	309.7	325.1
5/23/86	329.3	318.0	329.1	311.1	324.9
5/24/86	330.0	320.0	329.9	312.6	325.7
5/25/86	331.7	323.2	331.6	313.9	326.2
5/26/86	333.5	325.7	333.3	315.0	326.8
5/27/86	338.3	328.4	338.1	316.4	330.8
5/28/86	344.4	331.5	344.2	317.9	329.9
5/29/86	346.8	334.3	346.7	318.8	331.8
5/30/86	356.2	337.9	356.0	320.4	334.9
5/31/86	355.3	340.5	355.2	322.3	344.1
6/1/86	358.7	343.8	358.6	326.5	353.1
6/2/86	361.2	347.3	361.1	331.4	351.5
6/3/86	364.7	350.6	364.6	336.0	353.0
6/4/86	368.4	353.8	368.3	339.9	347.3
6/5/86	370.1	356.9	369.9	342.3	343.4
6/6/86	373.0	359.9	372.9	343.9	342.9
6/7/86	374.9	362.5	374.7	345.3	341.2
6/8/86	378.6	365.2	378.5	345.6	338.3
6/9/86	379.3	367.8	379.2	346.0	338.4
6/10/86	382.0	370.2	381.9	346.9	341.6
6/11/86	386.1	373.1	386.0	348.0	344.0
6/12/86	390.8	376.2	390.7	349.5	346.6
6/13/86	395.7	379.5	395.6	351.1	349.6
6/14/86	399.9	383.9	399.8	353.6	349.4

## Daily DSM2

	DB4	DB3	DB4	DB3	DB4
Date	Avg Of H3	Avg Of H4	Avg Of H4	Avg Of NAA	Avg Of NAA
6/15/86	401.0	387.5	400.9	355.1	351.6
6/16/86	404.3	392.0	404.2	356.5	351.3
6/17/86	411.1	398.6	411.1	358.0	352.8
6/18/86	418.9	406.6	418.9	358.9	348.7
6/19/86	427.1	415.6	427.1	359.0	347.1
6/20/86	433.0	423.6	433.0	358.6	347.1
6/21/86	438.8	430.8	438.7	358.3	347.2
6/22/86	443.1	436.9	443.0	358.4	348.3
6/23/86	449.8	442.1	449.7	359.8	350.6
6/24/86	454.7	447.1	454.6	361.3	351.1
6/25/86	460.2	451.5	460.1	362.8	352.2
6/26/86	465.9	456.2	465.9	364.8	353.9
6/27/86	470.8	460.2	470.7	366.5	355.7
6/28/86	477.1	464.8	477.0	368.6	355.4
6/29/86	481.5	469.2	481.4	369.6	353.3
6/30/86	485.6	473.4	485.2	368.7	341.8
7/1/86	476.8	476.0	475.7	363.1	329.1
7/2/86	461.6	475.3	460.2	355.2	327.5
7/3/86	449.7	471.7	449.6	350.1	327.6
7/4/86	443.5	468.8	443.4	347.1	327.6
7/5/86	442.0	464.8	441.8	346.9	330.7
7/6/86	440.1	462.4	439.8	347.2	331.5
7/7/86	434.7	460.1	434.6	347.4	332.8
7/8/86	436.5	458.1	434.0	348.4	334.3
7/9/86	431.0	454.7	430.8	350.7	335.6
7/10/86	426.6	453.0	426.5	350.4	334.8
7/11/86	422.0	450.7	422.4	351.8	335.4
7/12/86	416.5	448.7	417.0	352.2	335.1
7/13/86	415.3	446.5	415.2	351.9	335.0
7/14/86	412.3	443.6	412.5	351.3	334.2
7/15/86	411.7	439.8	411.5	350.3	330.0
7/16/86	405.5	435.4	405.4	346.7	329.0
7/17/86	403.1	429.5	402.6	343.7	326.5
7/18/86	399.4	422.3	398.6	342.2	325.6
7/19/86	391.6	418.7	392.8	340.6	322.8
7/20/86	387.3	412.2	386.2	338.8	323.1
7/21/86	384.0	409.1	383.5	339.0	326.1
7/22/86	384.3	406.7	383.5	341.4	331.0
7/23/86	379.5	404.4	380.5	343.4	336.4
7/24/86	377.2	403.7	377.1	346.1	347.0
7/25/86	373.5	402.5	374.3	349.4	350.0
7/26/86	376.0	401.7	376.3	352.9	355.3
7/27/86	373.0	399.5	372.7	356.4	359.1
7/28/86	372.9	397.8	373.1	361.1	362.9
7/29/86	365.4	395.6	366.0	363.8	363.8

## Daily DSM2

	DB4	DB3	DB4	DB3	DB4
Date	Avg Of H3	Avg Of H4	Avg Of H4	Avg Of NAA	Avg Of NAA
7/30/86	359.1	392.2	360.1	364.9	363.0
7/31/86	357.2	388.9	365.3	364.8	361.8
8/1/86	356.7	385.9	369.3	365.0	360.9
8/2/86	354.2	384.7	368.8	367.2	364.1
8/3/86	353.0	382.8	368.1	369.1	368.1
8/4/86	352.5	381.2	368.2	371.5	368.8
8/5/86	350.4	380.4	368.1	373.4	370.1
8/6/86	352.4	380.2	371.7	375.3	370.5
8/7/86	351.0	380.0	372.4	376.1	370.0
8/8/86	348.4	380.0	369.1	376.4	368.6
8/9/86	347.9	380.5	370.9	376.6	366.4
8/10/86	347.2	380.4	368.7	376.8	362.1
8/11/86	346.5	379.7	369.4	375.1	359.2
8/12/86	344.9	378.6	365.5	368.4	354.2
8/13/86	342.6	377.7	363.2	364.0	350.3
8/14/86	343.0	375.6	363.8	362.4	347.0
8/15/86	344.9	373.2	362.2	361.8	346.0
8/16/86	342.8	370.4	361.2	360.6	347.3
8/17/86	342.7	370.7	360.5	360.2	348.1
8/18/86	344.6	370.2	361.8	362.0	351.8
8/19/86	345.3	370.6	365.3	363.7	356.8
8/20/86	345.2	371.2	363.1	366.4	363.7
8/21/86	347.1	371.7	365.3	369.3	370.4
8/22/86	350.5	372.6	366.1	372.5	378.2
8/23/86	351.4	373.8	368.3	377.1	385.7
8/24/86	351.9	374.7	371.0	383.3	393.2
8/25/86	354.7	376.1	372.9	390.4	400.3
8/26/86	355.6	377.4	373.4	397.2	402.8
8/27/86	357.5	378.4	375.0	400.2	406.6
8/28/86	359.9	379.4	376.8	403.9	411.6
8/29/86	362.2	380.4	378.7	408.5	419.0
8/30/86	363.6	381.4	379.7	415.7	432.2
8/31/86	364.5	381.6	379.1	418.5	434.9
9/1/86	367.1	381.8	379.9	420.0	440.8
9/2/86	368.9	382.4	381.8	425.8	450.8
9/3/86	370.6	383.1	382.7	429.7	460.3
9/4/86	373.5	384.1	385.0	438.0	469.4
9/5/86	374.2	385.0	385.3	445.5	476.8
9/6/86	375.3	386.2	386.0	450.5	482.5
9/7/86	377.6	387.3	388.2	457.6	486.9
9/8/86	378.6	388.2	388.8	462.3	486.9
9/9/86	379.6	389.0	389.4	467.4	483.6
9/10/86	380.5	390.2	389.9	469.6	473.8
9/11/86	382.2	391.0	391.2	469.7	465.8
9/12/86	382.4	391.3	391.4	468.8	459.0

## Daily DSM2

	DB4	DB3	DB4	DB3	DB4
Date	Avg Of H3	Avg Of H4	Avg Of H4	Avg Of NAA	Avg Of NAA
9/13/86	382.3	391.9	391.0	467.0	452.4
9/14/86	383.0	392.5	391.3	464.1	444.4
9/15/86	383.3	393.0	391.1	459.2	432.9
9/16/86	384.1	393.7	391.7	455.1	423.0
9/17/86	384.8	394.3	392.1	447.3	412.7
9/18/86	384.8	394.8	391.9	447.4	407.5
9/19/86	385.7	395.4	392.5	437.4	395.9
9/20/86	386.6	395.9	393.3	430.4	389.8
9/21/86	387.4	396.6	393.5	425.6	375.5
9/22/86	384.8	396.9	390.4	415.2	362.8
9/23/86	381.6	396.8	386.4	400.3	350.4
9/24/86	385.6	396.9	390.9	396.7	352.0
9/25/86	387.2	397.4	392.1	384.6	349.5
9/26/86	387.8	397.5	392.7	387.9	340.9
9/27/86	387.8	397.4	392.4	383.6	337.0
9/28/86	386.7	397.2	390.9	378.2	335.7
9/29/86	385.1	396.8	389.0	373.8	331.2
9/30/86	384.0	396.2	387.7	368.4	327.6
10/1/86	388.4	395.9	392.2	364.9	329.4
10/2/86	391.1	395.7	395.6	363.7	333.4
10/3/86	392.8	396.1	397.7	360.7	329.0
10/4/86	393.7	396.5	398.3	356.2	325.2
10/5/86	394.6	397.1	399.6	353.7	326.0
10/6/86	395.8	397.9	401.0	349.2	326.1
10/7/86	397.2	399.0	402.4	346.4	321.5
10/8/86	399.8	400.4	404.5	342.4	316.0
10/9/86	401.4	401.9	406.7	339.5	315.9
10/10/86	402.6	403.1	407.6	338.6	318.5
10/11/86	404.1	404.7	409.1	336.7	318.3
10/12/86	406.6	406.5	411.3	335.5	318.2
10/13/86	408.7	408.2	413.9	334.6	314.7
10/14/86	410.7	410.1	416.2	332.2	310.2
10/15/86	411.3	412.2	417.0	331.2	308.8
10/16/86	410.8	413.9	416.8	329.6	310.6
10/17/86	409.2	415.0	415.6	329.0	309.6
10/18/86	407.5	415.9	413.8	328.3	308.0
10/19/86	406.3	416.3	412.5	326.4	306.6
10/20/86	404.7	416.5	411.2	325.7	304.7
10/21/86	402.3	416.0	407.6	322.8	299.8
10/22/86	401.3	415.5	406.0	320.0	297.9
10/23/86	403.3	415.4	409.1	320.0	301.3
10/24/86	404.3	415.3	411.7	320.7	302.2
10/25/86	404.6	415.2	410.1	320.1	303.7
10/26/86	404.8	415.3	410.4	320.5	304.2
10/27/86	403.0	415.3	408.4	319.3	303.4

## Daily DSM2

	DB4	DB3	DB4	DB3	DB4
Date	Avg Of H3	Avg Of H4	Avg Of H4	Avg Of NAA	Avg Of NAA
10/28/86	400.7	415.2	406.3	320.4	303.7
10/29/86	400.1	414.9	404.7	318.3	300.9
10/30/86	399.8	414.5	404.4	318.4	300.6
10/31/86	401.8	413.1	405.8	316.9	299.7
11/1/86	404.5	412.0	408.7	316.3	303.5
11/2/86	405.1	410.9	409.5	315.4	305.9
11/3/86	406.1	410.5	410.4	315.1	307.9
11/4/86	407.2	410.6	411.6	315.4	311.7
11/5/86	409.2	411.2	413.5	316.1	313.7
11/6/86	411.0	412.5	415.3	317.3	316.8
11/7/86	413.2	414.0	417.5	318.7	319.9
11/8/86	414.2	415.5	418.4	320.1	320.9
11/9/86	416.1	417.2	420.3	321.7	321.6
11/10/86	418.3	419.0	422.4	323.1	322.1
11/11/86	421.0	421.0	425.0	324.5	321.9
11/12/86	422.4	423.0	426.4	325.4	321.3
11/13/86	424.3	425.2	428.2	326.5	322.3
11/14/86	426.1	427.2	430.0	327.5	324.8
11/15/86	428.3	429.3	432.1	328.6	325.3
11/16/86	430.6	431.4	434.3	329.5	325.1
11/17/86	433.2	433.5	436.8	330.5	326.0
11/18/86	434.8	435.3	438.3	331.5	328.9
11/19/86	436.9	437.0	440.2	332.7	330.7
11/20/86	438.6	438.8	441.8	334.1	334.0
11/21/86	440.4	440.2	443.5	335.5	337.0
11/22/86	442.3	441.6	445.3	337.0	339.3
11/23/86	444.7	443.0	447.6	338.5	338.7
11/24/86	445.1	444.4	447.9	339.7	340.7
11/25/86	447.6	445.9	450.3	341.0	338.5
11/26/86	448.4	447.4	451.0	342.1	337.8
11/27/86	450.2	448.8	452.7	342.5	335.6
11/28/86	451.6	450.3	454.0	343.1	336.0
11/29/86	452.8	451.6	455.0	343.3	336.5
11/30/86	455.4	454.1	457.4	341.7	333.8
12/1/86	450.5	454.3	449.7	338.0	319.8
12/2/86	427.5	443.6	418.7	335.3	315.3
12/3/86	399.9	425.9	387.9	330.0	309.5
12/4/86	387.1	420.7	372.5	328.9	308.4
12/5/86	376.3	413.2	360.3	324.1	304.1
12/6/86	373.4	403.2	358.2	324.4	303.3
12/7/86	366.7	394.5	351.9	320.4	300.4
12/8/86	357.6	389.4	343.5	318.0	295.6
12/9/86	345.5	374.0	330.9	312.8	289.3
12/10/86	331.5	367.8	316.3	310.1	283.4
12/11/86	323.8	358.5	308.3	306.6	279.9

## Daily DSM2

	DB4	DB3	DB4	DB3	DB4
Date	Avg Of H3	Avg Of H4	Avg Of H4	Avg Of NAA	Avg Of NAA
12/12/86	315.6	346.4	300.4	303.0	276.3
12/13/86	312.4	335.9	296.8	299.1	274.8
12/14/86	306.3	322.8	293.0	293.4	270.7
12/15/86	306.9	321.1	292.9	291.7	272.5
12/16/86	305.7	314.5	293.0	288.9	271.8
12/17/86	302.9	312.5	293.2	288.9	271.3
12/18/86	303.2	311.8	294.9	286.5	272.7
12/19/86	304.5	312.4	298.3	288.2	274.6
12/20/86	305.8	315.2	303.3	288.0	275.6
12/21/86	307.0	316.3	309.9	287.5	277.2
12/22/86	313.8	318.7	318.6	287.4	280.4
12/23/86	318.7	321.2	326.8	288.8	284.2
12/24/86	322.3	324.1	333.9	289.8	287.1
12/25/86	326.6	330.2	344.2	291.0	290.5
12/26/86	333.3	336.3	356.3	293.0	295.6
12/27/86	339.6	345.4	365.7	295.7	299.5
12/28/86	346.3	355.7	375.4	298.1	304.2
12/29/86	353.4	365.4	388.9	301.4	309.2
12/30/86	366.3	380.2	410.1	305.7	316.4
12/31/86	372.8	378.4	416.6	312.8	327.8
1/1/87	371.4	384.4	401.6	319.2	336.7
1/2/87	379.1	391.7	410.2	329.1	355.3
1/3/87	381.7	397.3	411.3	338.0	365.6
1/4/87	385.1	402.9	413.8	345.5	377.5
1/5/87	391.6	409.0	420.0	355.7	390.1
1/6/87	399.6	415.7	428.2	366.6	404.2
1/7/87	406.6	422.5	435.0	378.0	425.5
1/8/87	415.8	430.0	444.3	391.8	442.7
1/9/87	423.9	438.0	452.5	407.4	458.6
1/10/87	432.4	445.9	461.1	422.7	470.8
1/11/87	440.1	454.2	468.7	436.7	474.4
1/12/87	444.9	461.8	472.9	437.8	472.0
1/13/87	453.2	468.5	480.9	447.6	477.1
1/14/87	460.3	477.0	487.6	454.8	478.4
1/15/87	467.6	484.5	494.6	459.1	478.3
1/16/87	475.0	491.8	501.7	464.7	479.9
1/17/87	484.2	499.6	510.8	470.3	479.5
1/18/87	490.4	506.1	516.6	474.0	481.1
1/19/87	496.6	512.7	522.6	477.8	480.6
1/20/87	505.9	519.2	531.7	481.3	481.0
1/21/87	511.7	525.9	537.2	483.3	482.4
1/22/87	519.9	534.7	545.3	484.7	478.0
1/23/87	525.6	540.8	550.8	486.6	476.7
1/24/87	530.9	546.9	555.9	486.8	476.0
1/25/87	537.1	553.7	561.9	486.5	476.2

## Daily DSM2

	DB4	DB3	DB4	DB3	DB4
Date	Avg Of H3	Avg Of H4	Avg Of H4	Avg Of NAA	Avg Of NAA
1/26/87	542.4	559.9	566.8	486.3	474.0
1/27/87	548.4	566.5	572.5	487.6	474.2
1/28/87	552.4	571.9	576.2	488.2	476.9
1/29/87	560.3	577.0	584.3	488.3	475.9
1/30/87	564.9	581.8	588.3	489.8	482.0
1/31/87	572.2	588.3	595.3	492.5	486.4
2/1/87	579.0	594.5	601.6	495.4	500.8
2/2/87	579.8	598.7	601.7	499.2	496.9
2/3/87	580.2	602.7	601.7	503.5	504.1
2/4/87	576.4	604.7	597.3	507.5	508.8
2/5/87	567.9	605.5	587.8	512.2	513.6
2/6/87	546.5	601.6	565.0	515.3	510.2
2/7/87	535.7	599.0	553.1	518.0	511.6
2/8/87	525.0	590.5	541.5	519.4	508.4
2/9/87	528.0	587.8	544.2	522.1	511.1
2/10/87	530.8	589.1	546.6	524.3	513.9
2/11/87	529.5	583.0	544.8	525.8	513.8
2/12/87	520.9	582.3	535.4	526.7	509.4
2/13/87	547.8	585.1	563.5	530.0	522.2
2/14/87	553.0	585.1	568.3	531.1	517.3
2/15/87	567.5	589.2	583.3	534.6	526.0
2/16/87	573.4	591.7	588.8	536.8	527.8
2/17/87	577.8	595.1	593.2	540.0	530.8
2/18/87	580.6	598.6	595.4	541.5	528.3
2/19/87	576.8	600.3	590.8	542.3	524.4
2/20/87	566.9	599.6	579.7	540.4	519.0
2/21/87	539.6	591.8	550.6	536.7	504.5
2/22/87	526.1	590.0	536.4	535.1	500.4
2/23/87	521.9	578.1	531.8	532.4	499.9
2/24/87	529.8	579.7	539.7	531.3	505.8
2/25/87	534.9	579.6	544.8	531.8	511.5
2/26/87	535.4	577.1	545.0	532.0	513.8
2/27/87	533.1	576.4	542.0	532.4	511.1
2/28/87	521.1	573.1	528.8	532.3	507.0
3/1/87	509.4	566.9	517.0	531.0	498.9
3/2/87	500.5	561.2	509.3	528.4	490.3
3/3/87	490.0	555.0	501.5	524.8	480.5
3/4/87	481.8	547.6	490.7	521.5	477.8
3/5/87	493.2	546.1	502.2	520.9	494.3
3/6/87	487.9	542.9	497.2	520.0	485.3
3/7/87	481.4	540.2	484.8	514.1	463.7
3/8/87	497.8	544.7	509.8	520.0	478.7
3/9/87	495.1	542.8	497.5	517.5	480.1
3/10/87	482.6	537.6	486.7	517.9	473.4
3/11/87	478.3	534.9	483.7	514.3	473.2



## Daily DSM2

	DB4	DB3	DB4	DB3	DB4
Date	Avg Of H3	Avg Of H4	Avg Of H4	Avg Of NAA	Avg Of NAA
3/12/87	481.2	532.6	486.8	514.0	476.3
3/13/87	486.7	533.2	490.2	514.0	471.7
3/14/87	505.1	534.7	507.9	511.6	472.7
3/15/87	521.3	538.3	524.7	511.5	475.3
3/16/87	527.8	542.2	531.0	512.6	474.8
3/17/87	530.4	544.7	532.7	508.6	469.2
3/18/87	528.8	546.4	530.7	506.7	468.1
3/19/87	536.5	548.2	531.4	503.9	471.1
3/20/87	515.8	545.9	515.0	499.6	453.8
3/21/87	520.0	545.6	518.9	496.8	462.6
3/22/87	511.7	545.3	519.5	495.3	458.3
3/23/87	515.7	546.7	516.5	496.6	467.3
3/24/87	511.0	546.0	510.0	496.7	460.0
3/25/87	505.8	542.1	506.1	494.6	459.3
3/26/87	504.5	541.5	505.3	494.4	460.1
3/27/87	498.8	538.9	500.4	493.2	456.9
3/28/87	492.1	537.7	493.4	491.8	453.8
3/29/87	490.2	534.3	492.9	490.4	454.5
3/30/87	481.0	531.7	483.6	487.5	449.9
3/31/87	482.4	528.2	485.4	488.0	455.1
4/1/87	494.2	525.7	496.5	487.0	473.2
4/2/87	492.6	525.0	494.5	488.0	478.9
4/3/87	498.9	524.5	500.7	489.6	489.1
4/4/87	505.0	526.8	506.7	493.1	501.5
4/5/87	506.6	528.5	508.1	497.2	508.4
4/6/87	509.2	530.7	510.7	503.7	517.7
4/7/87	508.2	531.3	509.6	510.9	526.0
4/8/87	503.5	532.3	504.7	518.9	534.1
4/9/87	501.2	531.3	502.4	524.7	537.8
4/10/87	502.1	531.8	503.3	529.5	541.1
4/11/87	506.2	532.9	507.3	534.5	545.3
4/12/87	504.6	532.3	505.7	539.4	549.2
4/13/87	503.6	530.9	504.6	544.0	553.5
4/14/87	502.2	530.3	503.2	548.2	553.6
4/15/87	503.1	528.5	504.1	551.9	555.6
4/16/87	501.2	526.5	502.2	555.3	557.3
4/17/87	504.1	523.8	505.1	558.0	559.8
4/18/87	510.8	525.9	511.7	561.1	566.4
4/19/87	508.8	526.9	509.7	564.8	570.0
4/20/87	506.5	527.0	507.4	567.0	573.7
4/21/87	509.0	527.2	509.9	569.2	576.7
4/22/87	505.1	527.3	505.8	571.1	579.0
4/23/87	505.3	527.1	506.0	573.9	582.0
4/24/87	504.2	527.1	505.0	576.3	584.7
4/25/87	503.8	525.8	504.5	578.8	585.2

## Daily DSM2

	DB4	DB3	DB4	DB3	DB4
Date	Avg Of H3	Avg Of H4	Avg Of H4	Avg Of NAA	Avg Of NAA
4/26/87	500.9	525.1	501.5	581.3	587.6
4/27/87	497.6	522.8	498.2	583.4	586.2
4/28/87	493.2	519.7	493.8	585.4	587.1
4/29/87	488.0	516.7	488.6	586.7	585.1
4/30/87	493.2	515.2	493.8	587.5	586.5
5/1/87	497.9	515.1	498.5	588.6	586.6
5/2/87	501.2	513.9	501.7	589.4	585.5
5/3/87	503.0	514.3	503.5	589.9	581.2
5/4/87	502.8	514.4	503.2	589.4	573.6
5/5/87	502.4	514.8	502.9	589.4	566.5
5/6/87	501.3	514.6	501.7	585.3	558.4
5/7/87	501.1	514.6	501.6	585.0	556.1
5/8/87	500.0	514.4	500.4	582.3	549.5
5/9/87	498.1	512.8	498.5	577.8	544.8
5/10/87	495.5	512.2	495.9	573.4	539.9
5/11/87	489.9	509.4	490.3	566.9	529.3
5/12/87	486.8	505.5	487.2	557.4	524.1
5/13/87	481.5	501.8	481.9	549.5	516.0
5/14/87	480.3	498.7	480.6	540.4	512.5
5/15/87	481.4	494.9	481.7	535.3	512.6
5/16/87	484.2	493.6	484.6	531.6	514.1
5/17/87	486.2	493.5	486.5	528.2	512.7
5/18/87	490.1	493.9	490.4	527.3	515.1
5/19/87	489.4	494.0	489.6	524.8	509.6
5/20/87	494.4	494.7	494.7	523.9	514.2
5/21/87	493.6	495.3	493.9	523.1	509.1
5/22/87	492.1	495.6	492.3	521.0	506.2
5/23/87	490.1	495.7	490.3	518.5	500.3
5/24/87	486.8	495.0	487.0	514.9	495.1
5/25/87	482.9	493.7	483.1	511.4	488.1
5/26/87	482.2	491.8	482.4	506.5	487.2
5/27/87	481.7	491.3	481.9	504.0	484.2
5/28/87	478.4	489.4	478.6	499.6	479.3
5/29/87	479.0	488.6	479.1	496.9	479.0
5/30/87	479.2	487.4	479.4	492.9	476.9
5/31/87	480.9	487.4	481.2	492.0	472.5
6/1/87	479.6	486.5	480.4	488.9	456.5
6/2/87	482.3	486.0	483.1	486.0	458.6
6/3/87	484.5	486.2	484.7	482.8	453.3
6/4/87	483.3	486.3	483.3	480.8	448.8
6/5/87	482.5	486.1	482.5	476.7	446.3
6/6/87	478.6	485.3	479.5	473.3	442.0
6/7/87	475.8	484.2	476.9	468.6	436.5
6/8/87	469.4	482.2	471.9	462.2	430.0
6/9/87	460.4	478.9	465.0	454.7	420.9

## Daily DSM2

	DB4	DB3	DB4	DB3	DB4
Date	Avg Of H3	Avg Of H4	Avg Of H4	Avg Of NAA	Avg Of NAA
6/10/87	456.2	475.0	461.5	446.9	416.8
6/11/87	455.9	472.3	462.0	440.3	415.2
6/12/87	453.9	469.4	460.7	434.0	411.5
6/13/87	454.4	468.1	460.6	429.2	409.8
6/14/87	458.7	467.6	463.9	427.1	412.1
6/15/87	461.4	468.1	466.2	426.1	412.7
6/16/87	464.9	468.3	468.8	425.5	414.6
6/17/87	467.8	469.4	470.9	425.2	411.4
6/18/87	468.9	470.0	472.0	424.1	409.8
6/19/87	467.6	470.4	469.3	422.1	405.7
6/20/87	464.3	470.5	466.6	420.8	401.9
6/21/87	462.1	470.1	464.9	417.4	399.2
6/22/87	457.5	469.1	461.2	415.1	394.9
6/23/87	454.8	467.4	459.2	411.7	391.4
6/24/87	452.8	466.6	458.0	409.4	387.5
6/25/87	452.7	465.3	458.1	406.3	387.3
6/26/87	453.8	464.7	459.2	404.4	386.9
6/27/87	454.7	464.3	459.9	402.8	387.1
6/28/87	457.7	464.7	462.3	401.8	387.3
6/29/87	457.8	464.8	462.0	401.4	385.5
6/30/87	454.3	464.0	447.3	399.6	379.9
7/1/87	445.8	462.9	434.0	399.5	377.2
7/2/87	431.9	461.4	423.0	398.2	371.1
7/3/87	426.3	457.8	422.2	396.3	373.3
7/4/87	416.9	454.0	414.3	394.5	368.1
7/5/87	410.7	447.1	409.1	390.9	366.1
7/6/87	404.8	439.5	402.3	386.8	363.4
7/7/87	399.9	432.4	399.0	382.4	362.2
7/8/87	395.4	424.3	394.6	377.7	359.3
7/9/87	392.0	416.4	391.5	373.9	358.2
7/10/87	390.0	411.2	389.8	370.6	358.0
7/11/87	390.4	407.4	390.3	369.7	359.5
7/12/87	391.0	406.5	391.0	369.7	361.6
7/13/87	390.7	405.5	390.4	370.2	363.8
7/14/87	390.1	405.0	389.6	371.7	366.2
7/15/87	390.2	404.5	390.6	372.6	369.6
7/16/87	394.6	404.2	395.5	374.3	374.7
7/17/87	399.0	404.6	400.5	376.5	380.6
7/18/87	400.7	405.2	403.3	379.1	385.5
7/19/87	401.3	405.8	404.2	381.9	389.4
7/20/87	404.1	406.4	405.3	384.9	393.0
7/21/87	404.7	408.1	407.2	387.9	395.9
7/22/87	405.5	409.0	408.4	390.9	399.2
7/23/87	407.1	409.8	409.9	393.2	400.2
7/24/87	411.6	411.5	413.0	396.6	404.7

## Daily DSM2

	DB4	DB3	DB4	DB3	DB4
Date	Avg Of H3	Avg Of H4	Avg Of H4	Avg Of NAA	Avg Of NAA
7/25/87	412.2	412.6	414.7	398.7	406.6
7/26/87	414.5	414.7	417.6	401.6	410.0
7/27/87	416.5	416.1	419.8	404.2	414.9
7/28/87	419.0	418.0	422.4	407.1	417.1
7/29/87	423.7	420.5	427.4	410.6	422.5
7/30/87	427.2	423.0	431.1	413.9	428.0
7/31/87	427.1	425.6	431.0	417.0	428.4
8/1/87	425.7	427.6	429.8	419.8	430.2
8/2/87	426.7	429.5	431.0	422.3	432.6
8/3/87	428.8	431.6	433.2	424.6	434.5
8/4/87	429.4	432.7	433.8	426.7	435.6
8/5/87	429.9	433.3	434.3	428.2	434.8
8/6/87	429.6	434.0	433.9	429.4	434.3
8/7/87	431.8	434.9	436.1	430.8	435.5
8/8/87	434.7	436.4	439.0	431.4	436.2
8/9/87	440.3	438.7	444.6	432.5	437.2
8/10/87	449.2	441.9	453.6	433.6	439.4
8/11/87	460.3	446.4	464.8	435.1	441.4
8/12/87	473.4	452.6	477.9	436.7	444.3
8/13/87	487.6	458.3	492.1	438.4	446.9
8/14/87	497.9	466.0	502.4	440.4	449.3
8/15/87	509.6	476.3	514.1	443.0	452.9
8/16/87	525.5	484.0	530.0	445.0	456.7
8/17/87	536.3	493.7	540.8	447.3	459.9
8/18/87	545.1	503.3	549.5	449.8	463.4
8/19/87	552.1	511.7	556.6	452.3	466.1
8/20/87	558.2	521.8	562.4	454.7	469.3
8/21/87	562.7	526.5	566.8	457.5	472.5
8/22/87	571.0	534.7	574.9	460.0	476.4
8/23/87	579.9	541.2	583.8	462.8	478.4
8/24/87	587.8	550.1	591.5	465.9	481.6
8/25/87	596.5	557.7	600.0	469.4	484.0
8/26/87	605.9	565.1	609.4	470.9	486.5
8/27/87	614.6	573.1	618.0	473.8	491.6
8/28/87	621.3	580.6	624.6	476.6	492.4
8/29/87	630.5	588.8	633.5	479.5	494.4
8/30/87	637.2	599.0	640.1	482.1	494.8
8/31/87	636.5	604.1	638.6	485.1	496.0
9/1/87	637.0	610.5	638.3	488.0	498.5
9/2/87	637.6	613.8	638.8	489.6	498.0
9/3/87	640.3	618.6	641.5	491.7	499.1
9/4/87	643.6	622.4	644.5	493.6	500.2
9/5/87	647.2	625.3	647.6	495.8	501.6
9/6/87	651.2	628.3	650.9	497.2	505.4
9/7/87	658.0	631.7	657.1	499.5	507.9

## Daily DSM2

	DB4	DB3	DB4	DB3	DB4
Date	Avg Of H3	Avg Of H4	Avg Of H4	Avg Of NAA	Avg Of NAA
9/8/87	665.8	635.3	664.4	502.7	513.2
9/9/87	672.2	638.6	670.0	504.9	518.9
9/10/87	682.9	643.8	679.8	508.6	527.5
9/11/87	692.5	649.1	688.4	512.7	535.4
9/12/87	702.2	655.6	697.3	517.8	544.8
9/13/87	712.2	661.4	706.6	523.4	553.5
9/14/87	728.4	667.9	721.5	528.9	566.1
9/15/87	739.7	674.3	733.0	535.6	573.1
9/16/87	740.6	683.8	734.9	542.4	576.9
9/17/87	743.9	690.5	738.3	548.4	581.1
9/18/87	749.9	695.6	744.6	552.7	587.2
9/19/87	758.6	699.7	753.1	559.7	595.3
9/20/87	765.1	707.0	760.5	565.7	601.9
9/21/87	766.7	713.5	762.4	570.2	606.4
9/22/87	769.6	717.6	765.8	575.2	612.3
9/23/87	776.3	725.9	772.4	585.6	621.5
9/24/87	780.1	730.5	776.5	590.9	628.6
9/25/87	782.5	736.1	777.4	596.5	637.2
9/26/87	786.7	741.7	782.3	603.6	645.1
9/27/87	792.4	749.3	787.4	613.5	655.1
9/28/87	799.6	755.2	794.4	621.2	668.5
9/29/87	805.5	760.3	799.7	630.1	678.1
9/30/87	794.0	763.0	789.9	637.2	680.9
10/1/87	789.7	766.2	786.4	642.6	685.2
10/2/87	791.0	768.8	788.7	652.0	691.5
10/3/87	793.8	770.9	792.5	660.6	705.9
10/4/87	796.7	772.2	797.1	670.5	722.3
10/5/87	798.1	773.8	799.5	681.4	736.4
10/6/87	795.3	775.6	797.2	691.2	743.0
10/7/87	795.8	776.9	798.5	701.3	756.2
10/8/87	794.6	778.7	798.0	711.6	764.9
10/9/87	793.8	779.5	797.5	720.2	775.1
10/10/87	792.8	780.2	797.2	731.1	785.5
10/11/87	791.9	780.5	797.1	738.2	795.3
10/12/87	791.0	780.5	797.2	748.0	805.6
10/13/87	789.8	780.5	796.8	755.0	808.0
10/14/87	790.0	780.9	798.5	760.1	806.9
10/15/87	791.0	782.3	799.9	764.9	804.9
10/16/87	791.3	782.9	800.9	770.3	805.3
10/17/87	792.4	784.5	802.8	774.4	804.2
10/18/87	792.7	785.1	802.3	777.3	800.2
10/19/87	791.1	786.5	798.9	780.0	793.5
10/20/87	786.4	786.5	791.7	780.9	786.9
10/21/87	780.1	785.4	783.0	780.9	781.6
10/22/87	771.2	782.6	772.1	779.5	776.3

## Daily DSM2

	DB4	DB3	DB4	DB3	DB4
Date	Avg Of H3	Avg Of H4	Avg Of H4	Avg Of NAA	Avg Of NAA
10/23/87	764.1	778.4	764.3	777.5	771.9
10/24/87	757.5	773.3	757.8	775.3	768.7
10/25/87	746.4	766.8	745.0	771.7	762.2
10/26/87	734.4	758.4	731.3	768.4	756.7
10/27/87	729.3	752.0	726.5	765.4	755.6
10/28/87	725.4	746.8	721.7	763.0	754.4
10/29/87	721.5	741.9	716.8	761.6	755.0
10/30/87	711.5	735.6	705.9	759.7	754.8
10/31/87	695.4	728.9	689.7	758.6	756.5
11/1/87	679.1	721.1	675.3	758.2	759.1
11/2/87	658.0	711.7	655.8	758.0	763.2
11/3/87	644.6	699.7	643.8	758.8	768.7
11/4/87	629.0	688.1	629.8	760.9	776.3
11/5/87	627.5	679.5	630.2	763.1	781.2
11/6/87	618.9	668.3	622.2	765.4	786.9
11/7/87	606.6	658.9	610.9	769.5	793.8
11/8/87	599.9	651.5	604.6	772.1	798.6
11/9/87	591.2	642.6	596.8	776.6	805.8
11/10/87	581.2	636.3	588.5	780.1	814.3
11/11/87	573.6	629.7	582.2	783.6	822.7
11/12/87	571.0	623.3	580.7	789.5	830.0
11/13/87	580.5	622.5	589.8	791.0	826.0
11/14/87	574.6	619.2	584.7	795.6	836.9
11/15/87	567.9	613.7	579.0	802.4	846.0
11/16/87	560.6	607.9	572.6	809.9	856.1
11/17/87	563.5	602.7	575.9	815.7	852.6
11/18/87	561.3	599.1	574.1	820.1	854.3
11/19/87	556.1	594.6	569.9	826.7	859.0
11/20/87	558.7	589.4	572.7	829.3	854.1
11/21/87	555.3	585.0	569.8	833.4	853.3
11/22/87	554.1	581.5	567.5	835.0	850.2
11/23/87	551.2	578.1	565.9	835.1	847.3
11/24/87	550.9	576.1	565.9	835.1	845.3
11/25/87	545.3	573.7	560.6	834.8	846.2
11/26/87	544.6	571.5	560.2	835.2	847.4
11/27/87	545.6	570.1	561.7	836.3	849.6
11/28/87	548.9	569.6	565.1	838.2	852.0
11/29/87	551.2	569.5	567.8	840.3	858.7
11/30/87	555.6	570.6	572.9	845.1	865.1
12/1/87	563.7	574.7	582.4	852.9	877.7
12/2/87	573.6	579.0	592.9	858.4	888.5
12/3/87	587.7	587.2	608.4	870.8	906.1
12/4/87	596.0	591.8	616.6	876.1	910.4
12/5/87	612.9	610.7	634.4	898.4	927.4
12/6/87	604.6	601.5	624.7	885.0	909.1

## Daily DSM2

	DB4	DB3	DB4	DB3	DB4
Date	Avg Of H3	Avg Of H4	Avg Of H4	Avg Of NAA	Avg Of NAA
12/7/87	629.3	620.1	651.2	898.3	934.5
12/8/87	640.2	620.4	665.1	900.0	939.2
12/9/87	652.3	626.5	674.6	905.0	946.9
12/10/87	670.1	633.0	693.0	913.9	960.0
12/11/87	681.9	645.5	705.0	920.7	968.4
12/12/87	689.3	656.0	712.4	925.2	972.4
12/13/87	707.5	663.1	731.1	932.1	983.9
12/14/87	719.4	679.9	743.2	943.6	986.1
12/15/87	727.9	700.1	751.6	951.3	976.2
12/16/87	700.8	698.0	723.2	946.5	947.6
12/17/87	691.3	699.6	713.1	944.1	935.1
12/18/87	686.4	702.2	707.7	937.1	916.6
12/19/87	678.2	700.3	698.9	930.6	904.5
12/20/87	672.0	698.6	692.2	921.9	887.9
12/21/87	664.1	696.0	683.7	911.1	866.7
12/22/87	664.1	694.5	683.6	906.2	871.4
12/23/87	656.2	691.8	675.1	896.5	852.0
12/24/87	642.3	685.6	660.3	883.3	818.8
12/25/87	635.4	679.9	653.1	868.6	809.4
12/26/87	630.0	676.3	647.2	859.0	798.1
12/27/87	614.1	668.4	630.6	840.9	769.6
12/28/87	604.2	657.9	620.1	824.0	754.6
12/29/87	593.0	651.5	608.3	813.2	735.9
12/30/87	587.4	645.9	602.3	803.0	724.0
12/31/87	575.6	634.4	589.7	783.8	705.0
1/1/88	581.2	633.0	595.1	778.5	718.7
1/2/88	572.6	624.7	585.8	764.0	704.9
1/3/88	566.1	622.5	578.8	756.2	695.6
1/4/88	571.9	619.2	584.7	745.9	698.7
1/5/88	586.1	619.6	599.2	744.4	706.1
1/6/88	583.8	617.9	596.5	738.6	688.6
1/7/88	588.5	618.9	601.1	734.1	686.4
1/8/88	590.8	619.5	603.1	732.0	683.4
1/9/88	583.2	619.9	594.8	726.7	667.6
1/10/88	585.7	619.7	597.3	725.1	673.6
1/11/88	584.6	617.9	596.0	718.3	667.1
1/12/88	576.2	617.5	587.1	711.1	648.3
1/13/88	560.9	611.8	570.9	694.8	626.3
1/14/88	542.2	600.5	551.6	682.0	603.4
1/15/88	527.4	590.2	536.1	660.3	586.3
1/16/88	526.9	578.3	535.5	643.5	584.7
1/17/88	559.9	584.0	569.4	649.1	626.3
1/18/88	561.0	581.9	570.2	644.9	621.2
1/19/88	556.8	581.0	565.7	640.1	609.6
1/20/88	551.9	579.7	560.3	634.2	592.0

## Daily DSM2

	DB4	DB3	DB4	DB3	DB4
Date	Avg Of H3	Avg Of H4	Avg Of H4	Avg Of NAA	Avg Of NAA
1/21/88	546.5	578.7	554.3	627.5	581.3
1/22/88	534.2	576.4	541.4	623.6	566.4
1/23/88	530.3	572.5	537.2	614.1	564.7
1/24/88	522.6	568.9	529.2	608.5	558.9
1/25/88	508.5	560.9	514.5	600.6	541.3
1/26/88	490.9	552.3	496.3	586.6	522.2
1/27/88	478.1	541.2	483.1	571.2	508.3
1/28/88	472.2	535.0	476.9	563.7	501.9
1/29/88	486.9	535.8	491.9	567.2	519.2
1/30/88	477.3	528.6	481.9	558.7	507.9
1/31/88	476.1	526.6	482.1	555.1	511.2
2/1/88	487.7	525.9	493.0	555.0	534.3
2/2/88	495.3	525.0	500.6	554.6	546.5
2/3/88	496.5	525.5	503.2	555.7	553.1
2/4/88	496.6	525.2	500.2	556.9	557.0
2/5/88	493.7	524.8	498.3	559.1	561.1
2/6/88	490.5	524.2	495.5	561.8	564.4
2/7/88	489.1	523.1	493.0	564.9	568.3
2/8/88	492.4	522.9	496.6	568.0	571.1
2/9/88	490.0	522.1	493.0	571.5	574.2
2/10/88	472.5	518.3	475.0	574.9	575.2
2/11/88	457.9	510.7	460.6	577.7	573.9
2/12/88	462.7	504.9	466.8	580.0	575.7
2/13/88	471.5	503.8	473.9	581.9	577.5
2/14/88	473.2	503.4	476.3	584.3	580.5
2/15/88	476.9	501.4	480.1	586.7	584.5
2/16/88	480.4	501.5	483.8	589.8	589.2
2/17/88	480.6	501.5	483.5	593.2	594.2
2/18/88	477.6	501.2	480.3	597.4	598.7
2/19/88	476.8	500.0	479.7	602.0	603.7
2/20/88	475.6	500.4	477.7	606.9	608.8
2/21/88	473.1	499.6	475.2	612.3	614.7
2/22/88	470.9	497.9	474.0	616.5	616.3
2/23/88	467.5	495.7	468.9	620.9	620.9
2/24/88	460.1	495.0	459.9	625.1	624.8
2/25/88	450.3	491.4	450.3	629.4	627.5
2/26/88	456.5	490.9	457.2	633.2	633.0
2/27/88	455.5	490.8	456.7	636.9	635.3
2/28/88	455.7	489.5	457.1	640.0	637.6
2/29/88	464.8	489.8	466.3	643.2	641.6
3/1/88	480.1	492.5	483.7	646.0	646.0
3/2/88	484.3	494.4	489.7	648.5	646.6
3/3/88	488.9	496.8	494.8	650.4	646.0
3/4/88	492.9	499.1	498.0	651.3	643.7
3/5/88	494.2	501.8	501.7	651.5	638.9



## Daily DSM2

	DB4	DB3	DB4	DB3	DB4
Date	Avg Of H3	Avg Of H4	Avg Of H4	Avg Of NAA	Avg Of NAA
3/6/88	496.9	504.8	505.7	651.0	634.3
3/7/88	498.3	507.9	508.2	649.4	627.7
3/8/88	503.8	510.6	511.2	647.6	628.1
3/9/88	506.0	514.0	520.7	645.4	624.3
3/10/88	502.3	517.3	516.4	640.5	600.4
3/11/88	504.6	520.4	520.5	633.9	593.3
3/12/88	508.1	524.0	524.5	631.7	593.7
3/13/88	507.6	526.5	525.3	624.5	585.3
3/14/88	507.7	529.1	526.8	617.5	575.7
3/15/88	514.1	532.0	531.9	615.1	586.8
3/16/88	519.2	535.0	537.1	612.8	588.3
3/17/88	521.5	537.9	541.1	608.4	581.3
3/18/88	521.6	540.9	541.8	605.6	574.8
3/19/88	522.9	543.9	544.0	601.0	568.1
3/20/88	524.0	546.5	546.9	595.4	566.2
3/21/88	528.1	549.7	550.8	593.3	566.7
3/22/88	530.0	552.5	553.4	591.1	567.4
3/23/88	534.8	555.8	558.8	588.7	567.8
3/24/88	537.9	559.6	563.4	587.8	559.5
3/25/88	537.7	562.6	566.2	581.9	542.8
3/26/88	542.7	566.1	571.2	583.4	550.7
3/27/88	546.4	568.9	574.9	582.7	553.4
3/28/88	546.2	571.8	576.2	579.2	546.4
3/29/88	547.4	574.4	578.4	579.0	544.8
3/30/88	548.0	577.4	579.9	575.4	540.6
3/31/88	549.4	579.9	580.4	572.1	539.2
4/1/88	549.2	582.2	580.7	571.4	545.0
4/2/88	548.7	583.8	579.6	569.0	545.1
4/3/88	548.8	584.6	578.5	565.3	545.7
4/4/88	551.8	586.1	580.4	563.3	549.4
4/5/88	549.2	586.9	577.3	561.4	543.1
4/6/88	549.9	587.4	576.8	558.9	543.4
4/7/88	553.7	587.7	579.8	556.8	546.7
4/8/88	551.8	588.9	577.1	556.0	542.4
4/9/88	552.1	589.3	576.7	555.4	541.2
4/10/88	551.9	589.2	575.9	554.0	539.6
4/11/88	551.8	589.3	575.2	552.6	538.2
4/12/88	554.1	589.8	577.1	552.0	540.0
4/13/88	552.0	589.2	574.4	550.3	536.4
4/14/88	552.8	589.4	574.9	549.7	536.5
4/15/88	553.8	589.1	575.5	548.3	536.9
4/16/88	555.3	588.1	576.6	546.8	537.3
4/17/88	554.3	588.3	575.0	545.7	535.2
4/18/88	547.8	585.4	567.6	542.7	526.4
4/19/88	546.9	584.2	566.2	539.6	523.8

## Daily DSM2

	DB4	DB3	DB4	DB3	DB4
Date	Avg Of H3	Avg Of H4	Avg Of H4	Avg Of NAA	Avg Of NAA
4/20/88	553.2	585.7	572.5	539.7	529.7
4/21/88	558.1	586.7	577.2	540.4	534.2
4/22/88	562.4	588.3	581.3	541.6	538.0
4/23/88	569.3	590.1	588.2	542.6	544.1
4/24/88	571.0	591.7	589.5	544.0	545.4
4/25/88	568.5	593.1	586.2	544.8	542.7
4/26/88	565.1	593.2	582.2	545.0	538.3
4/27/88	564.2	594.0	581.0	545.2	536.9
4/28/88	566.4	594.6	583.1	545.7	538.6
4/29/88	569.6	595.1	586.1	546.1	541.7
4/30/88	570.6	595.7	586.8	546.4	542.9
5/1/88	562.7	594.3	577.9	545.0	536.1
5/2/88	555.7	590.8	570.1	541.5	527.7
5/3/88	550.3	587.3	563.9	539.1	521.0
5/4/88	546.2	582.3	559.3	533.6	515.7
5/5/88	549.0	580.9	561.9	531.8	517.4
5/6/88	547.9	577.4	560.3	528.9	515.5
5/7/88	553.4	577.9	565.9	529.1	520.6
5/8/88	554.6	576.8	566.8	528.7	520.3
5/9/88	554.0	576.2	565.7	527.9	519.7
5/10/88	550.8	575.3	561.9	526.9	516.1
5/11/88	547.2	573.8	557.7	526.1	512.7
5/12/88	545.6	572.2	555.8	524.2	511.5
5/13/88	539.9	569.5	549.5	521.9	506.1
5/14/88	531.1	563.1	540.0	517.3	497.4
5/15/88	527.8	560.3	536.2	514.0	494.2
5/16/88	528.3	556.4	536.4	510.0	494.4
5/17/88	528.6	553.8	536.3	508.1	495.0
5/18/88	527.1	551.3	534.5	505.7	493.3
5/19/88	527.8	549.4	534.9	503.8	494.0
5/20/88	533.6	548.5	540.5	503.5	495.1
5/21/88	532.1	548.2	538.9	503.2	497.9
5/22/88	535.0	548.2	541.7	503.4	500.9
5/23/88	534.1	548.0	540.4	503.5	500.6
5/24/88	532.2	547.3	538.2	503.2	498.8
5/25/88	530.5	546.4	536.1	502.9	497.8
5/26/88	525.1	545.0	530.3	502.1	492.8
5/27/88	517.9	542.4	522.5	500.3	486.1
5/28/88	512.6	538.1	516.9	496.0	480.4
5/29/88	510.6	535.0	514.7	493.9	478.4
5/30/88	507.9	529.6	511.7	489.6	475.0
5/31/88	508.5	527.6	512.1	487.0	473.9
6/1/88	510.4	524.4	513.9	483.7	473.7
6/2/88	510.0	521.8	513.2	481.0	473.0
6/3/88	510.0	519.9	513.1	478.8	473.3

## Daily DSM2

	DB4	DB3	DB4	DB3	DB4
Date	Avg Of H3	Avg Of H4	Avg Of H4	Avg Of NAA	Avg Of NAA
6/4/88	511.3	518.4	514.2	477.5	475.3
6/5/88	509.8	517.5	512.4	476.7	474.6
6/6/88	511.4	516.7	513.9	476.2	475.7
6/7/88	510.9	516.3	513.2	476.0	476.6
6/8/88	506.9	515.2	508.8	475.5	472.8
6/9/88	503.7	513.7	505.4	474.5	469.7
6/10/88	499.2	511.3	500.7	472.4	464.1
6/11/88	496.6	508.6	497.8	470.0	460.4
6/12/88	492.0	506.0	493.1	467.1	455.2
6/13/88	491.4	502.4	492.3	463.7	452.9
6/14/88	491.4	500.9	492.2	461.6	452.4
6/15/88	489.6	499.1	490.3	459.6	451.4
6/16/88	491.4	498.0	492.0	458.2	452.8
6/17/88	494.3	497.7	494.9	457.8	456.6
6/18/88	496.1	497.7	496.7	457.7	459.3
6/19/88	496.3	497.9	496.7	458.0	459.9
6/20/88	498.6	498.1	499.0	458.6	462.6
6/21/88	497.6	498.6	497.9	459.3	462.2
6/22/88	497.3	498.6	497.6	459.8	462.4
6/23/88	494.1	498.5	494.2	460.0	458.8
6/24/88	490.3	497.0	490.4	459.2	455.1
6/25/88	488.7	495.8	488.7	458.1	452.9
6/26/88	486.0	493.5	485.9	456.2	450.0
6/27/88	481.6	491.2	481.5	453.8	445.3
6/28/88	481.6	488.7	481.4	451.5	444.8
6/29/88	477.5	485.9	477.3	448.6	441.0
6/30/88	472.5	483.5	472.2	446.4	435.2
7/1/88	464.6	480.8	464.4	443.2	422.3
7/2/88	461.4	478.5	461.3	440.4	412.5
7/3/88	461.1	476.6	461.1	436.8	407.0
7/4/88	461.8	475.3	462.0	434.8	403.9
7/5/88	459.8	474.0	460.0	431.5	399.1
7/6/88	455.2	471.4	455.5	427.4	394.1
7/7/88	450.1	468.3	450.4	422.3	393.5
7/8/88	443.2	464.2	443.4	417.0	388.1
7/9/88	436.5	459.7	436.8	412.3	385.8
7/10/88	435.7	455.3	435.9	407.7	387.3
7/11/88	437.1	452.3	437.3	406.8	390.7
7/12/88	435.8	450.1	436.1	405.3	390.1
7/13/88	435.4	447.9	435.7	404.8	393.3
7/14/88	438.5	446.8	438.8	405.3	400.3
7/15/88	438.5	445.9	438.8	406.8	406.8
7/16/88	439.0	445.3	439.2	409.3	415.3
7/17/88	442.0	445.2	442.3	412.5	425.9
7/18/88	442.1	445.7	442.2	416.6	436.3

## Daily DSM2

	DB4	DB3	DB4	DB3	DB4
Date	Avg Of H3	Avg Of H4	Avg Of H4	Avg Of NAA	Avg Of NAA
7/19/88	446.5	446.4	446.5	422.2	446.0
7/20/88	450.6	447.5	450.5	426.8	453.2
7/21/88	451.9	448.9	451.6	433.8	464.2
7/22/88	453.4	449.9	453.0	440.3	471.0
7/23/88	457.1	450.8	456.6	447.6	478.0
7/24/88	458.6	451.7	458.1	454.1	484.3
7/25/88	459.1	452.6	458.5	460.7	486.1
7/26/88	459.2	453.8	458.5	466.9	487.4
7/27/88	461.5	455.2	460.8	471.6	492.1
7/28/88	463.5	456.2	462.8	476.5	499.1
7/29/88	465.6	457.9	464.8	482.0	507.7
7/30/88	468.5	459.6	467.7	488.4	517.7
7/31/88	471.4	461.4	470.6	493.1	524.1
8/1/88	475.1	464.1	474.0	497.9	528.7
8/2/88	481.5	466.8	480.3	502.4	529.8
8/3/88	490.2	470.2	488.3	507.2	536.5
8/4/88	499.1	475.1	497.3	512.6	539.9
8/5/88	509.9	480.7	508.5	517.6	547.8
8/6/88	520.5	486.6	514.0	522.4	550.1
8/7/88	522.0	493.5	518.5	527.3	553.6
8/8/88	527.5	498.9	525.6	531.8	558.9
8/9/88	531.0	502.9	528.4	536.8	563.5
8/10/88	535.6	508.5	532.7	539.7	565.5
8/11/88	539.3	511.7	536.4	542.8	566.4
8/12/88	544.9	517.7	541.5	545.5	568.3
8/13/88	551.2	520.9	547.8	548.2	570.7
8/14/88	558.3	526.3	554.6	550.8	574.0
8/15/88	565.7	531.2	561.7	553.4	578.0
8/16/88	573.0	536.3	569.0	556.0	579.3
8/17/88	580.2	542.0	576.1	558.9	581.2
8/18/88	588.6	549.0	585.4	562.2	585.1
8/19/88	596.7	557.9	593.0	565.5	585.9
8/20/88	597.2	563.4	593.3	568.1	585.0
8/21/88	601.3	566.0	595.0	570.0	585.4
8/22/88	601.4	570.7	597.3	572.0	586.4
8/23/88	600.3	575.4	596.3	573.7	584.2
8/24/88	603.1	579.6	599.0	574.0	583.4
8/25/88	609.0	582.7	604.6	574.7	582.8
8/26/88	616.4	588.2	611.9	574.7	581.9
8/27/88	626.7	592.6	622.4	575.0	581.8
8/28/88	640.4	599.4	636.0	575.4	582.2
8/29/88	659.3	606.4	655.0	575.6	582.7
8/30/88	674.7	617.0	670.6	576.1	583.3
8/31/88	680.7	624.6	678.0	576.7	583.9
9/1/88	685.6	634.2	680.5	577.5	585.3

## Daily DSM2

	DB4	DB3	DB4	DB3	DB4
Date	Avg Of H3	Avg Of H4	Avg Of H4	Avg Of NAA	Avg Of NAA
9/2/88	697.3	644.0	690.2	579.2	588.9
9/3/88	716.4	650.8	707.9	581.1	594.2
9/4/88	730.9	663.4	721.7	583.7	600.3
9/5/88	740.4	672.6	731.1	587.0	606.3
9/6/88	756.5	680.4	745.5	590.8	614.3
9/7/88	772.6	691.0	760.5	595.0	622.8
9/8/88	786.2	697.6	773.3	598.7	631.2
9/9/88	798.6	706.7	785.1	603.6	638.4
9/10/88	817.8	721.2	804.9	610.2	649.3
9/11/88	827.2	725.7	813.9	613.1	655.3
9/12/88	836.0	736.4	821.3	619.9	662.6
9/13/88	856.4	748.4	841.7	627.4	674.6
9/14/88	864.7	761.5	850.1	633.7	681.4
9/15/88	879.7	775.0	864.8	641.3	692.0
9/16/88	896.4	789.3	881.4	651.6	705.7
9/17/88	910.9	805.4	896.0	660.1	716.2
9/18/88	910.7	814.1	896.4	665.8	718.2
9/19/88	912.3	825.6	899.0	673.6	721.4
9/20/88	912.2	836.6	900.4	681.6	722.1
9/21/88	914.3	846.1	903.4	687.8	724.4
9/22/88	922.7	853.5	912.8	692.8	730.3
9/23/88	932.3	860.9	923.1	698.8	738.0
9/24/88	934.0	869.1	925.7	704.0	741.3
9/25/88	937.3	873.3	927.8	708.3	746.6
9/26/88	940.0	879.4	930.5	713.1	751.5
9/27/88	948.1	885.3	938.6	718.7	760.7
9/28/88	959.3	893.5	949.5	725.2	772.0
9/29/88	968.1	903.6	957.5	734.6	782.8
9/30/88	965.4	908.4	954.6	743.3	793.6
10/1/88	960.8	912.8	949.9	748.5	799.2
10/2/88	958.5	913.9	946.5	756.1	804.2
10/3/88	957.9	916.8	945.6	762.2	809.2
10/4/88	962.4	918.6	949.2	769.1	819.1
10/5/88	965.0	920.0	951.4	774.3	828.9
10/6/88	967.3	922.1	953.1	781.7	839.0
10/7/88	965.4	922.7	950.2	786.8	842.3
10/8/88	967.4	923.9	952.0	793.8	852.1
10/9/88	972.0	925.3	955.4	803.7	862.6
10/10/88	970.4	926.7	954.7	810.8	866.3
10/11/88	971.7	927.8	955.9	819.1	873.2
10/12/88	974.9	929.3	958.3	828.0	881.3
10/13/88	971.6	930.7	955.6	835.0	880.7
10/14/88	970.7	932.3	954.7	842.7	882.0
10/15/88	973.8	932.9	957.5	847.2	887.3
10/16/88	972.7	932.9	957.1	852.3	888.9

## Daily DSM2

	DB4	DB3	DB4	DB3	DB4
Date	Avg Of H3	Avg Of H4	Avg Of H4	Avg Of NAA	Avg Of NAA
10/17/88	967.4	933.3	952.0	855.7	883.4
10/18/88	962.4	933.1	947.5	856.6	879.5
10/19/88	960.1	933.0	945.9	859.5	879.2
10/20/88	957.6	932.7	944.6	861.4	879.8
10/21/88	953.2	931.8	941.7	862.9	880.8
10/22/88	946.5	930.2	936.8	863.6	880.9
10/23/88	938.3	928.0	930.1	864.9	880.6
10/24/88	929.7	924.6	922.5	866.3	881.7
10/25/88	921.4	920.3	914.6	866.8	883.7
10/26/88	911.4	914.4	905.2	869.1	888.5
10/27/88	905.1	909.1	898.9	871.2	891.0
10/28/88	900.5	904.3	894.5	873.6	895.9
10/29/88	895.0	899.9	889.4	876.8	903.8
10/30/88	889.0	895.2	883.6	877.9	913.9
10/31/88	879.3	890.8	874.8	880.9	919.0
11/1/88	865.6	884.3	857.0	890.2	948.9
11/2/88	864.7	880.7	850.4	900.7	974.8
11/3/88	866.1	875.5	847.8	913.5	1007.4
11/4/88	868.3	870.5	845.1	934.0	1047.5
11/5/88	873.0	866.8	845.5	949.3	1076.7
11/6/88	877.5	864.1	845.4	966.7	1108.6
11/7/88	883.4	860.6	847.2	990.1	1136.7
11/8/88	888.7	857.7	848.9	1018.3	1160.1
11/9/88	894.6	855.7	850.6	1049.2	1184.8
11/10/88	898.0	854.5	853.6	1062.3	1179.3
11/11/88	904.7	854.1	857.5	1083.6	1192.6
11/12/88	918.6	855.4	866.9	1127.8	1218.4
11/13/88	927.2	855.8	876.3	1113.7	1208.8
11/14/88	939.6	858.5	887.0	1124.3	1223.7
11/15/88	965.5	867.6	908.2	1142.7	1263.1
11/16/88	975.2	874.3	918.5	1166.2	1262.8
11/17/88	1002.4	882.0	942.4	1179.9	1294.6
11/18/88	1026.3	895.9	964.0	1199.9	1317.0
11/19/88	1070.9	904.5	1003.6	1214.0	1362.3
11/20/88	1102.0	926.0	1032.4	1240.4	1383.9
11/21/88	1146.9	949.7	1073.8	1266.8	1416.1
11/22/88	1181.6	987.7	1106.7	1310.0	1432.6
11/23/88	1159.4	989.4	1088.2	1306.4	1408.3
11/24/88	1208.2	1019.2	1133.5	1344.3	1452.6
11/25/88	1207.1	1027.1	1133.7	1340.7	1429.0
11/26/88	1255.1	1044.8	1179.3	1352.2	1456.8
11/27/88	1323.9	1072.2	1245.0	1370.2	1495.7
11/28/88	1376.7	1094.5	1296.4	1385.4	1522.4
11/29/88	1425.0	1130.9	1343.9	1408.3	1547.4
11/30/88	1438.9	1176.7	1364.2	1446.9	1567.7

## Daily DSM2

	DB4	DB3	DB4	DB3	DB4
Date	Avg Of H3	Avg Of H4	Avg Of H4	Avg Of NAA	Avg Of NAA
12/1/88	1464.3	1195.4	1393.0	1452.2	1583.4
12/2/88	1498.8	1232.7	1431.0	1479.3	1598.9
12/3/88	1513.9	1255.9	1447.6	1495.9	1601.8
12/4/88	1538.1	1285.2	1474.4	1503.3	1598.0
12/5/88	1546.7	1315.6	1483.3	1513.8	1584.3
12/6/88	1558.2	1341.6	1494.0	1522.1	1565.8
12/7/88	1550.2	1360.5	1484.3	1521.6	1537.8
12/8/88	1541.4	1387.4	1475.2	1514.9	1502.8
12/9/88	1514.5	1397.2	1448.4	1502.5	1469.6
12/10/88	1496.6	1394.8	1430.9	1490.9	1446.0
12/11/88	1484.6	1396.7	1419.3	1480.4	1418.7
12/12/88	1471.6	1395.4	1407.3	1464.1	1393.6
12/13/88	1458.9	1393.7	1396.5	1450.1	1379.8
12/14/88	1450.2	1391.4	1389.4	1434.6	1380.9
12/15/88	1441.9	1389.0	1383.3	1427.8	1369.5
12/16/88	1432.9	1385.3	1376.6	1414.7	1357.9
12/17/88	1421.8	1380.8	1368.0	1400.5	1338.4
12/18/88	1404.3	1373.7	1354.5	1379.3	1319.2
12/19/88	1393.0	1366.9	1345.6	1367.7	1316.9
12/20/88	1383.3	1358.8	1338.8	1357.3	1315.1
12/21/88	1368.0	1348.4	1327.3	1349.3	1310.6
12/22/88	1366.9	1343.4	1325.8	1342.1	1317.3
12/23/88	1326.7	1325.8	1297.8	1323.9	1303.6
12/24/88	1343.0	1325.6	1309.4	1329.9	1322.2
12/25/88	1336.7	1322.7	1304.8	1328.7	1324.5
12/26/88	1319.0	1317.4	1294.1	1328.3	1333.5
12/27/88	1311.6	1313.0	1291.9	1330.1	1351.4
12/28/88	1307.6	1308.2	1293.8	1337.7	1369.2
12/29/88	1303.7	1307.4	1296.4	1343.4	1388.8
12/30/88	1302.8	1304.9	1299.0	1348.3	1396.7
12/31/88	1300.3	1303.9	1300.3	1356.8	1407.3
1/1/89	1283.9	1303.0	1295.9	1363.9	1413.4
1/2/89	1270.1	1299.7	1284.6	1370.8	1403.2
1/3/89	1246.4	1290.5	1264.6	1377.0	1391.3
1/4/89	1228.1	1277.6	1247.0	1374.1	1377.5
1/5/89	1236.3	1276.7	1248.9	1370.3	1367.2
1/6/89	1200.7	1262.9	1220.0	1365.7	1352.4
1/7/89	1192.5	1258.2	1211.0	1360.8	1342.2
1/8/89	1168.7	1243.6	1190.4	1353.8	1329.0
1/9/89	1141.0	1232.5	1166.7	1347.4	1314.5
1/10/89	1134.9	1220.8	1160.6	1340.3	1309.1
1/11/89	1107.9	1202.5	1137.4	1329.0	1294.6
1/12/89	1095.3	1191.5	1125.4	1321.7	1284.5
1/13/89	1084.9	1184.3	1115.2	1316.0	1274.1
1/14/89	1057.8	1167.1	1090.3	1305.7	1253.5

## Daily DSM2

	DB4	DB3	DB4	DB3	DB4
Date	Avg Of H3	Avg Of H4	Avg Of H4	Avg Of NAA	Avg Of NAA
1/15/89	1020.4	1148.3	1055.6	1291.9	1222.5
1/16/89	993.9	1127.7	1029.2	1276.6	1194.9
1/17/89	968.8	1106.4	1003.8	1255.7	1166.5
1/18/89	951.4	1082.1	985.5	1233.3	1144.1
1/19/89	932.8	1061.7	966.1	1212.2	1120.0
1/20/89	919.9	1047.7	952.5	1196.0	1102.4
1/21/89	897.4	1022.7	929.6	1174.2	1077.5
1/22/89	883.5	1007.3	915.2	1155.4	1058.9
1/23/89	886.5	1002.0	917.7	1147.4	1059.8
1/24/89	861.9	988.1	893.0	1134.9	1031.3
1/25/89	840.5	963.5	871.4	1106.8	1006.1
1/26/89	839.7	963.4	870.2	1103.8	1003.5
1/27/89	835.3	950.9	865.4	1091.0	994.1
1/28/89	816.6	937.4	846.4	1073.6	972.3
1/29/89	787.4	922.0	816.7	1056.8	938.2
1/30/89	764.3	883.7	792.8	1016.4	909.6
1/31/89	766.4	867.8	794.3	989.6	908.6
2/1/89	820.2	887.2	848.3	1013.9	970.3
2/2/89	816.1	878.9	843.7	1005.3	965.1
2/3/89	812.2	871.5	839.3	994.7	959.2
2/4/89	817.7	865.8	844.7	986.4	963.9
2/5/89	818.9	861.6	845.6	982.0	964.0
2/6/89	812.4	857.0	838.6	975.0	956.2
2/7/89	804.1	853.0	829.6	970.9	946.4
2/8/89	795.9	848.1	821.1	964.9	936.2
2/9/89	800.4	847.2	825.5	961.6	939.7
2/10/89	800.9	843.8	825.7	957.9	938.9
2/11/89	795.3	840.1	819.7	953.2	931.4
2/12/89	788.8	837.1	812.6	948.0	922.5
2/13/89	778.1	833.2	801.2	943.2	909.3
2/14/89	779.1	827.9	802.0	936.4	908.5
2/15/89	778.8	824.9	801.4	932.0	906.3
2/16/89	775.1	821.1	797.3	926.5	900.7
2/17/89	767.8	816.1	789.1	919.3	887.6
2/18/89	764.6	811.8	785.8	914.8	885.3
2/19/89	771.8	810.8	793.0	912.1	892.8
2/20/89	771.2	810.3	792.1	910.1	891.2
2/21/89	767.3	808.6	787.7	907.3	885.9
2/22/89	764.7	806.7	784.5	905.1	881.9
2/23/89	760.0	805.9	779.4	902.9	875.7
2/24/89	759.6	803.6	778.5	899.6	873.3
2/25/89	756.7	799.6	775.5	895.7	868.4
2/26/89	752.9	798.2	771.2	890.5	862.6
2/27/89	739.5	791.4	756.9	885.2	846.8
2/28/89	726.9	784.2	743.5	875.9	837.0



## Daily DSM2

	DB4	DB3	DB4	DB3	DB4
Date	Avg Of H3	Avg Of H4	Avg Of H4	Avg Of NAA	Avg Of NAA
3/1/89	679.9	750.5	694.7	862.5	795.8
3/2/89	726.0	771.3	742.7	862.5	841.5
3/3/89	724.5	768.1	740.9	857.7	835.3
3/4/89	728.5	764.5	744.9	852.9	830.9
3/5/89	721.9	760.7	737.6	847.3	821.5
3/6/89	713.8	756.8	728.9	841.2	811.7
3/7/89	711.2	752.9	726.0	834.6	801.6
3/8/89	709.2	750.0	723.7	828.6	790.2
3/9/89	706.2	744.6	720.3	822.1	791.6
3/10/89	697.7	740.8	711.2	817.4	789.2
3/11/89	695.5	737.3	708.7	812.4	791.7
3/12/89	687.5	731.1	700.3	807.6	785.1
3/13/89	685.9	727.1	698.4	806.4	787.6
3/14/89	670.4	724.1	682.0	801.9	778.3
3/15/89	652.0	717.2	662.6	797.9	763.7
3/16/89	660.6	713.1	671.5	796.5	771.7
3/17/89	662.8	712.5	673.6	793.4	765.3
3/18/89	679.0	713.1	690.3	791.5	765.1
3/19/89	684.2	712.1	695.5	788.0	763.5
3/20/89	688.9	711.8	700.1	786.8	762.9
3/21/89	688.3	711.8	699.2	784.4	755.2
3/22/89	685.9	711.0	696.4	780.4	745.5
3/23/89	685.6	709.6	695.9	773.3	738.9
3/24/89	688.2	709.7	698.4	770.0	739.0
3/25/89	690.1	709.9	700.2	766.4	736.6
3/26/89	692.1	710.6	702.0	763.1	734.9
3/27/89	695.9	711.8	705.7	760.0	737.2
3/28/89	699.1	713.2	708.7	757.6	734.3
3/29/89	703.9	715.3	713.4	758.0	733.9
3/30/89	706.3	717.1	715.7	755.2	730.6
3/31/89	708.8	719.9	718.7	754.8	725.9
4/1/89	708.1	721.9	718.6	752.0	727.3
4/2/89	704.4	723.1	714.1	749.8	725.8
4/3/89	699.2	722.9	708.0	746.3	723.6
4/4/89	684.0	721.7	692.0	741.9	708.4
4/5/89	673.4	716.8	681.2	734.3	699.9
4/6/89	658.5	710.4	666.0	727.7	687.3
4/7/89	646.9	699.0	653.5	716.6	676.1
4/8/89	637.1	690.9	644.6	708.4	667.7
4/9/89	641.4	685.3	648.7	701.9	672.7
4/10/89	638.2	682.2	645.9	697.4	673.0
4/11/89	624.8	675.2	629.6	694.6	665.2
4/12/89	621.7	672.9	626.8	691.0	665.1
4/13/89	625.3	672.1	630.2	689.6	669.5
4/14/89	619.6	667.9	622.1	688.1	665.0

## Daily DSM2

	DB4	DB3	DB4	DB3	DB4
Date	Avg Of H3	Avg Of H4	Avg Of H4	Avg Of NAA	Avg Of NAA
4/15/89	603.6	663.6	610.5	684.4	655.0
4/16/89	601.5	660.3	606.3	682.0	652.4
4/17/89	602.5	655.0	606.2	678.9	653.1
4/18/89	592.1	649.6	596.0	675.6	645.4
4/19/89	582.5	645.9	586.0	670.8	636.4
4/20/89	581.9	638.0	579.6	664.7	628.8
4/21/89	576.4	630.5	579.7	659.2	627.1
4/22/89	566.8	621.3	570.7	654.2	617.3
4/23/89	559.2	614.9	562.5	644.9	609.1
4/24/89	555.0	607.0	557.7	640.0	604.7
4/25/89	562.9	604.2	567.3	635.4	611.9
4/26/89	565.6	601.3	569.9	634.2	616.8
4/27/89	554.4	598.1	556.5	631.5	611.0
4/28/89	548.9	592.5	551.3	628.3	606.7
4/29/89	543.5	589.5	545.1	626.4	602.2
4/30/89	538.8	587.4	541.4	623.4	597.5
5/1/89	528.2	581.9	533.5	619.5	586.6
5/2/89	523.9	575.5	529.5	612.3	577.3
5/3/89	513.1	566.5	518.4	603.9	563.5
5/4/89	505.3	556.9	510.3	591.4	552.2
5/5/89	498.1	546.7	503.5	581.9	542.0
5/6/89	493.3	538.6	498.7	573.2	535.2
5/7/89	491.0	532.1	496.8	563.8	532.0
5/8/89	488.0	525.9	492.3	559.0	528.0
5/9/89	495.5	524.2	498.8	556.5	534.9
5/10/89	495.8	523.3	501.0	554.8	538.5
5/11/89	495.4	521.0	497.1	553.0	538.8
5/12/89	489.2	518.6	489.3	551.9	532.9
5/13/89	481.0	516.4	481.2	548.6	524.0
5/14/89	475.6	513.1	477.1	544.9	517.0
5/15/89	469.8	510.3	471.9	542.3	513.5
5/16/89	465.8	504.0	468.5	535.6	506.1
5/17/89	465.9	500.5	470.2	532.3	505.3
5/18/89	459.2	497.1	463.9	527.6	500.0
5/19/89	452.3	490.0	454.7	519.0	490.1
5/20/89	448.5	484.8	451.1	513.9	484.1
5/21/89	444.9	477.6	448.5	506.8	480.3
5/22/89	447.2	473.7	448.4	502.5	479.4
5/23/89	447.4	471.1	453.4	498.1	481.7
5/24/89	447.5	468.0	449.5	495.2	480.4
5/25/89	445.9	466.5	448.7	492.9	481.1
5/26/89	443.7	465.0	444.3	491.1	477.4
5/27/89	445.8	463.4	445.9	489.5	478.6
5/28/89	442.1	460.9	439.8	487.9	475.0
5/29/89	435.5	460.6	437.1	485.9	468.9

## Daily DSM2

	DB4	DB3	DB4	DB3	DB4
Date	Avg Of H3	Avg Of H4	Avg Of H4	Avg Of NAA	Avg Of NAA
5/30/89	428.5	456.3	429.2	481.7	459.9
5/31/89	420.1	451.8	417.8	476.5	440.0
6/1/89	406.4	442.9	403.7	464.7	406.9
6/2/89	391.1	435.9	390.0	452.1	383.7
6/3/89	386.7	426.2	385.8	438.2	377.7
6/4/89	388.7	420.1	387.7	427.6	376.5
6/5/89	386.1	416.7	386.0	421.0	368.7
6/6/89	382.0	412.9	381.4	412.4	360.3
6/7/89	379.4	409.6	378.8	406.6	355.9
6/8/89	375.9	406.9	375.6	401.3	350.7
6/9/89	372.0	406.0	371.8	397.1	349.9
6/10/89	373.8	402.7	371.6	391.3	343.1
6/11/89	375.5	403.5	374.9	390.7	343.8
6/12/89	370.0	401.5	368.6	384.9	337.1
6/13/89	362.0	398.4	360.8	380.3	328.0
6/14/89	357.0	393.7	356.2	374.8	324.0
6/15/89	355.0	389.7	354.0	368.9	323.7
6/16/89	350.1	385.4	349.7	362.5	318.5
6/17/89	350.2	378.9	349.9	354.9	319.4
6/18/89	349.3	375.2	349.2	348.4	318.9
6/19/89	350.7	372.8	350.5	347.4	317.3
6/20/89	346.8	369.5	346.2	343.2	312.4
6/21/89	342.3	366.4	342.1	339.3	310.1
6/22/89	339.8	363.6	339.6	335.9	308.2
6/23/89	344.8	362.8	344.7	335.4	314.2
6/24/89	346.9	362.3	346.0	333.8	314.0
6/25/89	347.0	363.3	346.0	335.1	314.7
6/26/89	346.1	363.2	343.4	334.9	316.8
6/27/89	345.4	361.5	344.9	333.7	316.7
6/28/89	343.5	360.0	342.9	332.6	317.7
6/29/89	342.2	357.8	342.7	331.3	317.6
6/30/89	338.8	355.4	336.3	325.1	308.8
7/1/89	337.4	353.1	334.7	321.1	305.8
7/2/89	335.3	350.7	334.6	322.2	318.4
7/3/89	336.8	349.7	336.4	331.3	336.5
7/4/89	337.8	349.7	337.2	344.1	359.6
7/5/89	340.9	350.0	342.6	357.5	386.9
7/6/89	345.8	351.2	345.7	375.4	414.3
7/7/89	350.9	353.4	351.0	393.1	441.2
7/8/89	356.4	355.8	356.7	400.9	471.6
7/9/89	363.2	358.7	363.3	420.5	497.6
7/10/89	370.4	362.1	371.1	444.6	519.5
7/11/89	376.8	365.7	376.3	486.4	539.5
7/12/89	381.1	369.9	381.8	513.2	560.7
7/13/89	384.8	373.1	385.6	534.2	583.6

## Daily DSM2

	DB4	DB3	DB4	DB3	DB4
Date	Avg Of H3	Avg Of H4	Avg Of H4	Avg Of NAA	Avg Of NAA
7/14/89	389.2	377.6	389.9	553.5	614.6
7/15/89	393.5	381.1	394.2	579.8	652.8
7/16/89	399.7	385.2	400.1	616.4	698.5
7/17/89	403.1	389.4	403.8	647.4	745.5
7/18/89	410.4	393.8	409.8	682.6	795.4
7/19/89	416.9	398.5	421.2	717.7	847.9
7/20/89	426.1	403.6	426.8	736.0	893.4
7/21/89	438.0	410.6	438.9	775.2	931.1
7/22/89	450.0	417.6	450.5	807.7	952.2
7/23/89	463.1	423.2	463.2	828.5	969.9
7/24/89	472.3	433.5	472.4	864.9	975.4
7/25/89	483.3	441.2	482.6	896.4	983.4
7/26/89	495.8	454.1	495.8	931.5	1008.0
7/27/89	505.2	463.1	504.5	948.6	1018.2
7/28/89	510.3	471.8	510.8	967.1	1034.0
7/29/89	514.2	479.6	514.2	985.3	1048.9
7/30/89	518.4	486.9	518.8	999.7	1065.1
7/31/89	525.0	495.0	525.0	1018.6	1085.6
8/1/89	529.2	501.9	529.7	1017.5	1109.7
8/2/89	531.3	505.9	532.3	1027.2	1117.4
8/3/89	534.8	510.9	535.7	1041.2	1126.7
8/4/89	537.1	515.7	537.6	1054.2	1129.0
8/5/89	538.5	518.9	538.9	1062.2	1122.5
8/6/89	539.4	522.8	539.7	1070.2	1106.4
8/7/89	539.0	526.0	539.1	1070.5	1082.1
8/8/89	539.2	528.9	538.9	1067.0	1048.5
8/9/89	537.6	531.1	536.9	1052.4	1015.6
8/10/89	532.0	532.0	531.1	1033.3	985.7
8/11/89	527.6	531.5	526.2	1013.8	951.0
8/12/89	523.5	530.4	521.8	1005.1	921.2
8/13/89	517.7	528.2	515.8	986.3	890.9
8/14/89	512.3	526.0	510.1	967.4	868.7
8/15/89	506.8	522.3	504.2	943.6	847.1
8/16/89	504.7	520.2	501.8	930.1	829.4
8/17/89	504.7	517.2	501.6	910.9	814.8
8/18/89	503.4	515.4	499.8	889.8	800.4
8/19/89	505.0	514.2	501.0	879.0	787.2
8/20/89	507.8	512.7	503.4	854.8	770.0
8/21/89	512.7	512.2	508.0	837.8	758.6
8/22/89	516.4	512.6	511.4	821.7	740.3
8/23/89	520.1	513.5	514.5	798.1	724.8
8/24/89	525.5	514.4	519.4	788.3	715.1
8/25/89	528.0	515.6	522.0	774.3	711.5
8/26/89	531.7	517.8	525.6	764.4	703.1
8/27/89	536.0	520.3	529.6	753.7	698.1

## Daily DSM2

	DB4	DB3	DB4	DB3	DB4
Date	Avg Of H3	Avg Of H4	Avg Of H4	Avg Of NAA	Avg Of NAA
8/28/89	541.2	522.7	534.6	744.9	696.6
8/29/89	550.7	526.8	543.8	737.7	697.0
8/30/89	560.4	530.4	553.3	733.8	700.6
8/31/89	566.7	535.5	560.0	724.4	705.5
9/1/89	570.5	536.9	564.0	726.4	714.4
9/2/89	580.0	542.7	573.2	725.2	725.5
9/3/89	589.2	547.4	582.8	729.0	740.5
9/4/89	599.1	551.4	593.0	736.5	756.4
9/5/89	612.2	559.3	606.3	748.9	772.5
9/6/89	621.1	570.2	615.3	763.4	787.1
9/7/89	630.1	578.1	624.6	778.6	802.5
9/8/89	635.9	583.5	630.9	792.5	822.4
9/9/89	639.5	587.7	634.6	798.6	847.0
9/10/89	644.7	595.0	640.2	810.8	877.9
9/11/89	651.5	603.2	647.3	829.8	905.2
9/12/89	659.3	608.7	655.4	847.4	924.9
9/13/89	674.0	619.4	670.1	868.7	963.4
9/14/89	680.9	623.6	677.9	890.8	1000.2
9/15/89	689.9	631.0	687.6	899.4	1028.4
9/16/89	707.2	643.7	705.1	952.6	1069.0
9/17/89	706.6	650.7	703.8	982.6	1089.2
9/18/89	711.5	657.1	708.0	1019.3	1116.6
9/19/89	717.1	664.7	712.5	1042.0	1128.4
9/20/89	728.0	672.1	722.3	1073.6	1140.1
9/21/89	739.1	680.2	732.7	1091.0	1142.2
9/22/89	751.3	688.5	745.3	1085.8	1136.2
9/23/89	766.2	701.2	761.7	1088.0	1125.2
9/24/89	782.6	707.5	778.6	1089.1	1108.9
9/25/89	799.5	720.0	796.0	1088.4	1099.5
9/26/89	816.7	732.3	813.6	1087.3	1089.5
9/27/89	831.2	746.2	828.6	1084.2	1078.2
9/28/89	839.6	755.8	837.2	1080.8	1066.1
9/29/89	848.3	763.6	845.9	1074.2	1052.6
9/30/89	858.5	772.1	855.3	1069.0	1041.9
10/1/89	852.5	784.1	848.9	1064.0	1032.3
10/2/89	843.6	789.5	840.6	1057.8	1025.0
10/3/89	847.3	797.0	844.6	1050.1	1013.4
10/4/89	857.6	801.3	855.1	1035.9	1001.7
10/5/89	857.2	807.3	854.5	1024.5	995.3
10/6/89	857.0	810.8	854.2	1021.8	990.6
10/7/89	859.1	815.0	856.1	1017.1	984.5
10/8/89	861.3	819.1	858.5	1015.3	977.7
10/9/89	862.5	822.2	859.7	1009.4	977.7
10/10/89	865.5	826.6	862.6	1004.0	973.1
10/11/89	869.6	828.6	866.8	997.9	968.6

## Daily DSM2

	DB4	DB3	DB4	DB3	DB4
Date	Avg Of H3	Avg Of H4	Avg Of H4	Avg Of NAA	Avg Of NAA
10/12/89	869.9	832.3	866.5	994.2	966.6
10/13/89	867.1	834.0	863.8	985.7	967.1
10/14/89	862.6	836.6	859.3	982.2	970.9
10/15/89	860.0	837.8	856.6	979.1	973.2
10/16/89	854.7	837.9	851.0	976.5	974.9
10/17/89	848.4	837.1	844.7	974.8	975.1
10/18/89	844.0	835.6	840.2	973.8	975.7
10/19/89	838.9	833.7	834.9	973.8	976.9
10/20/89	834.3	831.9	830.1	974.2	980.0
10/21/89	830.7	830.3	826.6	975.0	983.6
10/22/89	824.8	827.8	820.5	978.0	988.8
10/23/89	820.5	826.1	816.1	981.1	994.7
10/24/89	816.3	823.7	811.7	985.6	1001.8
10/25/89	814.1	822.7	809.4	986.3	1007.8
10/26/89	809.3	819.9	804.5	989.8	1014.5
10/27/89	803.6	816.4	798.5	993.7	1016.1
10/28/89	796.3	812.1	790.9	996.1	1011.5
10/29/89	789.7	806.9	784.3	996.1	998.9
10/30/89	780.7	800.2	775.1	991.9	975.8
10/31/89	773.6	793.6	769.1	985.2	954.2
11/1/89	762.4	786.2	757.3	980.0	949.1
11/2/89	744.7	776.9	739.5	969.5	933.6
11/3/89	733.2	773.7	728.5	962.3	923.2
11/4/89	717.5	764.8	712.6	954.5	909.8
11/5/89	713.8	759.4	709.9	949.7	907.8
11/6/89	709.2	751.5	705.8	942.0	905.0
11/7/89	695.7	743.9	693.3	935.1	895.5
11/8/89	680.7	735.6	678.1	927.8	885.3
11/9/89	662.2	725.5	660.0	919.8	872.7
11/10/89	650.1	711.8	648.0	907.6	864.5
11/11/89	645.6	699.5	642.9	897.7	861.2
11/12/89	644.3	688.1	642.0	887.6	859.4
11/13/89	639.0	676.0	637.0	878.0	853.9
11/14/89	630.7	666.6	628.5	869.4	845.6
11/15/89	624.9	658.3	622.1	861.7	838.5
11/16/89	615.4	649.9	613.1	854.6	830.7
11/17/89	613.5	644.7	611.5	849.8	828.9
11/18/89	611.7	639.7	609.6	845.9	828.4
11/19/89	610.3	635.0	607.9	842.4	828.9
11/20/89	610.7	631.5	607.6	840.2	830.4
11/21/89	611.4	630.7	608.3	839.9	832.2
11/22/89	611.8	627.6	607.9	838.2	833.8
11/23/89	612.6	624.9	607.9	837.2	835.3
11/24/89	615.6	622.7	611.0	836.3	836.6
11/25/89	618.7	621.8	614.0	835.7	836.9

## Daily DSM2

	DB4	DB3	DB4	DB3	DB4
Date	Avg Of H3	Avg Of H4	Avg Of H4	Avg Of NAA	Avg Of NAA
11/26/89	621.8	621.3	617.7	835.0	837.0
11/27/89	620.8	620.0	616.2	833.5	835.3
11/28/89	621.0	619.0	616.5	831.8	832.4
11/29/89	621.4	618.4	617.4	829.9	829.7
11/30/89	622.9	618.3	619.0	828.5	828.7
12/1/89	623.8	618.6	620.2	827.1	827.0
12/2/89	624.7	619.4	621.8	826.1	824.7
12/3/89	626.0	620.7	624.5	825.1	823.3
12/4/89	627.7	622.1	628.1	824.6	823.4
12/5/89	629.1	623.9	630.7	824.5	823.3
12/6/89	631.7	626.0	635.1	824.0	823.7
12/7/89	634.7	629.2	640.2	823.6	823.7
12/8/89	637.2	632.0	643.6	823.2	824.0
12/9/89	638.9	634.4	646.0	822.4	822.8
12/10/89	639.1	637.0	646.3	821.1	820.7
12/11/89	638.7	639.3	646.2	819.2	817.4
12/12/89	638.7	640.3	646.5	816.1	811.9
12/13/89	638.7	641.1	645.7	813.4	808.8
12/14/89	638.0	642.0	646.0	811.1	804.4
12/15/89	637.9	642.7	648.6	808.7	800.7
12/16/89	638.9	643.8	648.9	806.9	799.2
12/17/89	640.3	645.8	651.5	806.0	798.0
12/18/89	641.9	647.2	654.7	805.5	798.6
12/19/89	643.6	648.8	657.7	804.5	798.4
12/20/89	646.7	651.6	663.5	803.6	797.7
12/21/89	649.7	655.1	669.3	803.2	797.3
12/22/89	653.2	658.0	675.6	802.5	798.2
12/23/89	658.2	663.6	685.1	801.4	798.1
12/24/89	662.2	670.0	691.0	800.8	799.7
12/25/89	665.3	675.6	694.8	800.0	800.0
12/26/89	666.6	677.3	695.4	799.2	799.9
12/27/89	666.7	679.5	696.6	798.2	798.4
12/28/89	666.5	682.4	695.7	797.4	797.3
12/29/89	667.4	683.9	698.2	796.4	796.1
12/30/89	669.9	687.1	703.4	795.7	795.8
12/31/89	680.1	694.1	720.6	796.5	798.0
1/1/90	688.0	701.8	732.3	798.7	803.0
1/2/90	698.1	709.5	745.4	802.0	811.2
1/3/90	708.7	715.1	758.5	805.0	819.6
1/4/90	726.6	728.2	782.2	810.7	832.9
1/5/90	747.3	744.1	809.3	819.2	848.4
1/6/90	757.7	759.9	821.9	827.1	857.0
1/7/90	759.6	772.2	823.9	833.5	857.5
1/8/90	755.1	781.3	817.5	837.0	852.6
1/9/90	751.6	787.6	814.0	838.8	846.2

## Daily DSM2

	DB4	DB3	DB4	DB3	DB4
Date	Avg Of H3	Avg Of H4	Avg Of H4	Avg Of NAA	Avg Of NAA
1/10/90	749.6	795.2	812.3	839.7	841.1
1/11/90	748.4	797.2	811.0	839.7	837.8
1/12/90	748.8	800.4	810.7	839.9	837.1
1/13/90	751.3	802.7	812.3	840.9	839.1
1/14/90	755.8	805.6	816.7	842.2	841.9
1/15/90	756.7	809.6	817.8	843.1	840.9
1/16/90	758.1	811.4	818.2	844.4	842.4
1/17/90	757.7	813.0	817.2	845.2	840.8
1/18/90	755.5	814.9	814.1	844.9	837.0
1/19/90	748.8	814.2	805.8	842.7	828.1
1/20/90	736.5	811.3	791.4	839.5	814.1
1/21/90	721.0	804.7	773.3	831.6	796.5
1/22/90	713.2	797.7	764.1	823.2	787.8
1/23/90	702.6	791.6	751.5	816.8	775.4
1/24/90	683.2	785.9	729.4	811.8	751.7
1/25/90	674.0	774.4	718.8	798.9	741.4
1/26/90	677.7	771.0	722.5	795.9	744.8
1/27/90	653.8	760.0	695.4	782.8	716.5
1/28/90	638.5	744.4	678.2	767.3	698.5
1/29/90	617.2	731.3	654.2	754.8	674.8
1/30/90	614.6	716.5	651.1	738.2	671.6
1/31/90	624.1	713.9	661.0	732.5	676.8
2/1/90	628.4	710.6	665.1	726.2	672.5
2/2/90	603.7	700.9	637.3	712.5	635.7
2/3/90	579.8	681.9	610.7	695.7	606.2
2/4/90	591.1	676.1	622.5	688.9	615.2
2/5/90	583.1	664.3	613.0	672.8	596.5
2/6/90	583.0	661.8	612.8	667.4	605.1
2/7/90	571.5	653.1	599.6	652.5	588.7
2/8/90	562.9	642.7	589.8	641.2	577.3
2/9/90	559.1	636.7	585.1	632.7	571.6
2/10/90	540.1	629.2	564.0	623.3	547.4
2/11/90	533.9	617.5	557.1	609.4	541.5
2/12/90	531.9	611.6	554.2	599.8	535.3
2/13/90	531.7	612.0	553.5	598.8	534.0
2/14/90	525.1	602.5	546.0	588.3	524.9
2/15/90	494.5	591.0	512.5	573.4	485.6
2/16/90	492.4	580.1	510.1	565.9	485.8
2/17/90	483.9	571.5	500.8	551.8	478.1
2/18/90	495.0	574.1	513.4	552.0	478.7
2/19/90	482.8	565.2	499.0	543.0	469.6
2/20/90	474.4	560.1	489.4	527.3	461.6
2/21/90	474.9	551.9	489.7	525.3	461.3
2/22/90	477.3	546.8	491.9	520.8	462.1
2/23/90	479.4	543.3	493.5	515.1	462.0



## Daily DSM2

	DB4	DB3	DB4	DB3	DB4
Date	Avg Of H3	Avg Of H4	Avg Of H4	Avg Of NAA	Avg Of NAA
2/24/90	470.0	535.5	483.4	507.8	452.4
2/25/90	466.1	531.3	478.8	500.7	448.5
2/26/90	460.9	521.0	473.1	489.9	441.5
2/27/90	459.4	520.0	471.2	489.2	438.6
2/28/90	468.1	516.2	480.1	487.4	453.0
3/1/90	478.2	515.8	490.5	484.5	462.7
3/2/90	481.1	513.8	493.1	482.6	466.0
3/3/90	483.1	513.6	494.7	482.0	468.3
3/4/90	486.8	513.6	498.2	483.1	470.8
3/5/90	494.7	515.3	506.0	483.5	478.0
3/6/90	493.3	516.1	504.1	483.6	474.5
3/7/90	498.7	517.7	509.4	484.5	478.2
3/8/90	502.1	519.6	512.5	485.7	480.6
3/9/90	504.0	521.5	514.0	487.0	480.6
3/10/90	506.0	523.2	515.8	488.1	482.5
3/11/90	518.3	525.6	528.0	490.0	486.7
3/12/90	516.1	528.3	525.8	492.2	491.3
3/13/90	520.0	530.4	529.3	493.9	494.5
3/14/90	517.9	532.5	526.9	495.3	491.8
3/15/90	518.7	534.5	527.3	496.8	491.8
3/16/90	529.0	535.3	537.3	497.5	501.8
3/17/90	518.6	537.9	526.6	498.9	490.2
3/18/90	521.9	539.1	529.7	500.1	493.5
3/19/90	524.8	541.3	532.5	501.4	495.8
3/20/90	524.6	542.6	531.9	502.4	494.7
3/21/90	523.7	543.6	530.8	503.2	492.6
3/22/90	526.3	545.1	533.3	503.7	494.2
3/23/90	527.5	545.9	534.4	504.1	494.8
3/24/90	528.1	547.3	534.8	504.8	494.6
3/25/90	536.2	547.7	542.7	504.9	495.6
3/26/90	527.3	548.4	533.5	505.0	492.4
3/27/90	523.5	547.3	529.4	502.5	487.8
3/28/90	523.0	546.0	528.7	501.8	486.5
3/29/90	522.7	544.6	528.2	499.9	485.5
3/30/90	524.5	544.6	529.9	499.8	487.1
3/31/90	527.4	546.4	532.7	500.2	488.9
4/1/90	533.7	547.4	538.8	500.9	495.0
4/2/90	537.1	549.5	541.9	502.3	498.0
4/3/90	536.2	550.1	540.7	502.7	499.0
4/4/90	536.9	551.1	541.3	503.8	499.8
4/5/90	538.0	552.7	542.3	505.0	501.4
4/6/90	537.7	553.0	541.8	505.6	501.9
4/7/90	538.8	554.1	542.8	506.8	503.1
4/8/90	542.1	554.8	546.1	507.8	506.4
4/9/90	543.4	555.5	547.3	508.9	508.3

## Daily DSM2

	DB4	DB3	DB4	DB3	DB4
Date	Avg Of H3	Avg Of H4	Avg Of H4	Avg Of NAA	Avg Of NAA
4/10/90	542.1	556.7	545.7	510.1	507.6
4/11/90	538.4	556.5	541.8	510.4	505.1
4/12/90	538.2	556.0	541.5	510.5	505.4
4/13/90	535.3	554.8	538.4	511.1	503.0
4/14/90	533.6	554.8	536.6	510.7	501.9
4/15/90	528.5	552.8	531.3	510.4	498.8
4/16/90	536.8	554.5	539.6	511.6	505.5
4/17/90	544.4	556.0	547.1	512.9	513.2
4/18/90	547.1	557.5	549.8	514.5	515.9
4/19/90	548.6	558.2	551.2	515.3	518.5
4/20/90	544.8	558.7	547.3	516.4	516.0
4/21/90	543.9	558.5	546.2	517.2	514.9
4/22/90	538.0	558.0	540.3	517.2	510.4
4/23/90	538.2	555.8	540.4	516.5	509.4
4/24/90	538.4	555.5	540.5	516.1	508.9
4/25/90	538.0	553.4	540.0	513.7	505.9
4/26/90	531.7	551.4	533.6	512.9	502.3
4/27/90	531.3	548.9	533.1	511.8	501.2
4/28/90	534.6	548.5	536.4	510.8	504.3
4/29/90	538.2	548.7	539.9	510.8	507.5
4/30/90	536.3	547.8	537.9	509.9	506.3
5/1/90	530.5	546.2	532.6	508.7	502.7
5/2/90	527.4	545.1	530.4	508.0	500.7
5/3/90	526.0	543.4	529.3	507.3	499.2
5/4/90	523.5	542.5	527.3	506.2	497.5
5/5/90	520.3	540.5	524.5	504.9	495.4
5/6/90	514.4	538.6	519.0	503.1	491.4
5/7/90	509.5	534.5	514.6	501.2	488.0
5/8/90	503.9	532.2	509.4	499.0	482.9
5/9/90	499.6	528.8	505.4	495.9	479.9
5/10/90	498.7	525.1	504.4	492.5	478.9
5/11/90	499.3	522.0	505.1	491.0	479.5
5/12/90	499.4	520.4	505.5	490.2	479.5
5/13/90	496.4	518.9	502.9	488.4	477.8
5/14/90	499.8	518.2	506.5	487.9	480.9
5/15/90	502.2	517.6	509.0	487.5	483.2
5/16/90	501.3	516.9	508.9	487.2	483.3
5/17/90	498.8	516.1	507.0	486.9	482.2
5/18/90	496.4	515.1	505.0	486.4	480.9
5/19/90	491.0	513.4	499.9	485.3	477.3
5/20/90	488.7	511.4	497.3	484.0	474.6
5/21/90	481.6	508.2	490.1	481.3	468.4
5/22/90	476.6	502.5	484.8	477.5	463.5
5/23/90	474.6	498.8	482.3	474.1	461.1
5/24/90	473.2	494.9	480.6	471.3	459.9

## Daily DSM2

	DB4	DB3	DB4	DB3	DB4
Date	Avg Of H3	Avg Of H4	Avg Of H4	Avg Of NAA	Avg Of NAA
5/25/90	474.0	492.7	481.4	469.0	460.1
5/26/90	470.6	490.8	477.9	466.2	456.8
5/27/90	471.2	488.4	478.6	464.5	457.0
5/28/90	476.3	488.3	483.5	464.4	461.6
5/29/90	477.6	488.2	485.0	464.4	463.0
5/30/90	477.9	488.2	485.5	464.5	463.5
5/31/90	484.1	489.9	491.3	466.3	469.7
6/1/90	489.3	491.3	496.0	467.9	475.4
6/2/90	488.2	492.8	494.3	469.3	472.0
6/3/90	488.8	493.7	494.3	470.0	471.3
6/4/90	490.3	494.4	495.1	470.6	471.9
6/5/90	489.2	495.0	493.2	470.5	469.2
6/6/90	489.4	495.0	492.6	470.2	467.8
6/7/90	490.7	495.0	493.1	469.5	467.8
6/8/90	489.2	494.7	491.0	468.7	464.9
6/9/90	490.7	494.6	492.0	468.1	465.8
6/10/90	493.9	495.2	495.2	468.2	469.0
6/11/90	494.8	495.8	495.7	468.6	469.7
6/12/90	496.6	496.6	497.1	469.2	471.5
6/13/90	497.2	497.4	497.4	469.8	472.2
6/14/90	500.1	498.6	500.2	471.1	475.3
6/15/90	501.4	499.7	501.2	472.2	476.5
6/16/90	500.9	500.2	500.1	473.1	475.8
6/17/90	498.3	500.2	497.3	473.1	471.7
6/18/90	496.7	499.5	495.1	472.4	468.8
6/19/90	491.6	498.0	489.4	470.9	462.2
6/20/90	489.1	495.5	486.5	467.8	458.3
6/21/90	489.1	493.6	486.4	465.3	457.6
6/22/90	491.0	492.4	488.2	463.8	459.3
6/23/90	493.0	492.1	490.1	463.1	461.6
6/24/90	495.9	492.6	492.9	463.4	464.9
6/25/90	498.5	493.2	495.4	464.0	468.2
6/26/90	500.2	494.2	496.8	465.1	470.3
6/27/90	502.3	494.9	498.7	466.0	472.7
6/28/90	504.5	495.9	500.8	467.4	475.6
6/29/90	505.1	496.9	501.2	468.8	476.1
6/30/90	500.7	498.1	494.3	470.4	474.5
7/1/90	493.0	496.8	483.8	470.9	461.7
7/2/90	494.2	495.8	485.4	471.5	468.8
7/3/90	499.2	495.4	490.0	474.6	483.4
7/4/90	504.3	496.0	493.5	480.3	497.7
7/5/90	510.9	496.8	499.3	486.6	509.4
7/6/90	515.9	498.8	504.7	494.8	523.1
7/7/90	521.9	501.4	510.7	500.0	537.1
7/8/90	529.3	504.8	518.2	510.2	555.6

## Daily DSM2

	DB4	DB3	DB4	DB3	DB4
Date	Avg Of H3	Avg Of H4	Avg Of H4	Avg Of NAA	Avg Of NAA
7/9/90	537.7	508.0	526.0	520.6	577.0
7/10/90	546.9	512.2	535.5	535.4	603.6
7/11/90	557.3	516.4	545.5	547.2	631.1
7/12/90	570.7	522.9	557.2	564.9	664.3
7/13/90	585.1	529.0	571.2	585.7	693.5
7/14/90	598.7	539.0	586.0	611.9	730.1
7/15/90	607.6	548.4	595.3	631.6	752.0
7/16/90	623.7	560.6	611.3	658.3	781.4
7/17/90	638.9	574.1	625.6	685.9	798.8
7/18/90	649.7	589.6	636.8	708.0	812.2
7/19/90	660.2	599.2	648.5	727.7	830.0
7/20/90	671.3	610.4	659.7	750.0	851.3
7/21/90	680.3	620.5	668.7	770.0	882.3
7/22/90	693.9	630.1	681.4	792.7	918.2
7/23/90	709.7	638.9	696.3	819.1	953.7
7/24/90	725.2	648.2	712.3	846.4	980.0
7/25/90	743.5	657.9	729.4	876.6	1006.7
7/26/90	757.1	667.0	742.7	891.3	1029.8
7/27/90	772.2	679.1	758.9	914.5	1050.6
7/28/90	787.8	694.9	774.6	936.3	1070.3
7/29/90	803.3	705.4	789.7	952.5	1075.9
7/30/90	820.6	718.1	805.5	973.3	1070.8
7/31/90	830.7	733.1	812.2	979.1	1048.5
8/1/90	825.2	743.5	813.1	986.4	1030.3
8/2/90	821.9	753.3	810.0	991.0	1021.5
8/3/90	819.7	760.6	807.9	991.3	1016.1
8/4/90	818.0	765.7	807.3	990.9	1010.3
8/5/90	815.8	770.5	805.9	990.5	1005.4
8/6/90	815.5	774.2	806.0	989.9	1002.2
8/7/90	814.6	776.8	805.0	988.8	1000.2
8/8/90	816.0	779.9	806.8	987.8	998.8
8/9/90	817.3	782.7	808.0	987.3	996.9
8/10/90	818.3	784.6	807.8	986.5	993.9
8/11/90	818.9	787.2	808.9	985.5	990.9
8/12/90	818.8	790.5	808.7	983.9	987.0
8/13/90	821.0	792.7	812.0	982.0	983.2
8/14/90	820.9	793.7	812.1	979.3	978.5
8/15/90	820.1	795.8	811.4	975.9	972.9
8/16/90	820.0	797.6	812.3	971.4	965.3
8/17/90	818.5	797.9	811.4	966.1	956.0
8/18/90	817.2	797.7	810.8	960.0	945.9
8/19/90	815.9	797.8	810.0	953.6	937.3
8/20/90	815.8	797.8	810.2	948.6	931.7
8/21/90	817.7	799.0	812.7	943.3	925.3
8/22/90	821.3	799.4	816.6	938.1	919.0

## Daily DSM2

	DB4	DB3	DB4	DB3	DB4
Date	Avg Of H3	Avg Of H4	Avg Of H4	Avg Of NAA	Avg Of NAA
8/23/90	824.4	800.9	820.0	933.4	916.3
8/24/90	828.0	802.3	822.8	930.0	914.2
8/25/90	833.3	804.9	828.4	925.8	909.7
8/26/90	836.1	807.0	831.1	921.7	906.2
8/27/90	839.8	809.2	836.5	917.8	901.4
8/28/90	842.0	812.2	839.4	913.1	897.4
8/29/90	843.7	814.7	841.9	909.7	893.3
8/30/90	844.5	817.5	841.8	904.6	888.0
8/31/90	840.4	818.6	839.3	899.1	884.0
9/1/90	841.1	819.9	839.0	894.3	876.7
9/2/90	840.2	821.0	837.5	889.4	867.6
9/3/90	838.9	821.5	835.8	883.9	860.2
9/4/90	837.9	822.2	835.0	876.8	853.1
9/5/90	836.5	821.6	833.9	874.1	849.2
9/6/90	837.3	821.8	834.5	867.8	844.4
9/7/90	837.4	822.1	834.5	862.3	840.3
9/8/90	838.0	822.7	835.1	856.0	837.5
9/9/90	839.2	822.7	836.7	850.8	834.2
9/10/90	839.8	823.5	837.0	846.7	832.9
9/11/90	841.2	824.3	838.6	842.3	830.3
9/12/90	842.8	824.4	840.7	838.6	826.2
9/13/90	841.4	826.1	839.7	834.5	824.9
9/14/90	843.1	826.1	842.3	831.3	821.5
9/15/90	844.7	827.5	845.2	828.1	817.7
9/16/90	847.1	829.3	848.8	824.6	814.5
9/17/90	848.0	830.5	850.4	822.4	813.7
9/18/90	850.8	832.4	854.1	821.0	814.0
9/19/90	854.1	834.9	858.4	819.1	816.0
9/20/90	857.4	837.0	862.1	818.4	818.3
9/21/90	859.8	838.7	864.1	818.1	822.0
9/22/90	866.2	841.4	870.3	818.5	825.7
9/23/90	874.4	844.4	878.4	819.4	831.8
9/24/90	885.1	849.4	889.4	821.5	840.1
9/25/90	892.4	853.2	896.0	823.8	847.6
9/26/90	893.4	857.9	896.8	825.8	851.7
9/27/90	899.6	860.4	903.4	829.3	858.1
9/28/90	906.2	865.2	910.9	832.7	864.0
9/29/90	913.3	871.5	916.9	836.8	870.2
9/30/90	917.4	875.8	920.2	842.2	877.1
10/1/90	917.1	879.8	917.9	846.0	883.3
10/2/90	918.2	881.3	919.1	850.0	891.4
10/3/90	921.7	884.4	921.4	857.1	900.6
10/4/90	924.2	887.8	922.7	862.4	909.9
10/5/90	925.1	891.0	922.9	869.3	919.5
10/6/90	924.4	892.8	921.8	877.7	927.5

## Daily DSM2

	DB4	DB3	DB4	DB3	DB4
Date	Avg Of H3	Avg Of H4	Avg Of H4	Avg Of NAA	Avg Of NAA
10/7/90	922.3	895.1	918.9	885.0	933.2
10/8/90	924.6	896.0	920.0	892.1	944.9
10/9/90	928.2	897.0	921.4	903.0	960.4
10/10/90	924.1	897.7	916.8	909.5	964.4
10/11/90	926.0	897.9	917.5	914.3	976.6
10/12/90	932.4	899.6	921.7	927.1	992.4
10/13/90	940.5	900.9	927.3	938.7	1012.6
10/14/90	946.2	901.4	930.6	944.0	1030.1
10/15/90	958.6	904.3	939.7	955.2	1046.3
10/16/90	970.6	907.3	949.1	966.7	1062.3
10/17/90	979.3	911.7	956.2	981.2	1077.2
10/18/90	986.7	917.9	962.1	998.7	1090.5
10/19/90	992.4	922.7	966.9	1007.1	1101.6
10/20/90	997.7	927.3	971.0	1022.2	1115.5
10/21/90	1010.3	933.9	980.5	1035.9	1139.2
10/22/90	1008.5	936.5	978.8	1047.0	1142.6
10/23/90	1011.7	939.9	981.0	1057.8	1156.4
10/24/90	1015.2	942.3	982.3	1069.3	1170.2
10/25/90	1016.2	945.0	983.2	1080.2	1176.3
10/26/90	1014.3	947.6	981.1	1087.6	1175.8
10/27/90	1013.7	949.1	980.6	1096.3	1181.2
10/28/90	1013.1	951.4	980.2	1106.2	1186.7
10/29/90	1013.7	952.6	979.6	1114.0	1197.8
10/30/90	1010.8	954.6	976.9	1127.6	1204.7
10/31/90	1003.6	954.9	969.7	1136.2	1199.8
11/1/90	997.4	954.4	962.7	1143.2	1198.9
11/2/90	988.6	951.7	953.3	1147.8	1199.3
11/3/90	979.8	947.4	943.6	1154.4	1201.8
11/4/90	970.7	941.8	934.1	1160.9	1198.9
11/5/90	963.6	936.5	927.0	1161.6	1193.6
11/6/90	956.7	932.1	919.8	1162.4	1193.2
11/7/90	949.4	926.9	912.0	1163.8	1194.7
11/8/90	944.6	922.7	906.4	1164.6	1195.1
11/9/90	939.4	917.9	899.6	1168.2	1200.8
11/10/90	936.3	914.3	894.9	1169.2	1205.1
11/11/90	932.4	908.9	889.0	1173.6	1214.6
11/12/90	930.0	904.9	885.3	1177.3	1220.7
11/13/90	928.6	901.2	883.5	1181.7	1222.9
11/14/90	928.9	897.2	884.1	1184.8	1219.3
11/15/90	927.6	893.1	882.1	1188.0	1223.4
11/16/90	926.4	889.8	880.1	1189.6	1224.0
11/17/90	925.1	885.6	877.5	1192.6	1227.4
11/18/90	923.3	881.7	874.3	1195.0	1232.9
11/19/90	923.6	878.9	875.7	1194.6	1221.3
11/20/90	923.7	876.8	875.0	1195.6	1223.2

## Daily DSM2

	DB4	DB3	DB4	DB3	DB4
Date	Avg Of H3	Avg Of H4	Avg Of H4	Avg Of NAA	Avg Of NAA
11/21/90	923.5	874.8	874.2	1195.7	1223.2
11/22/90	925.0	872.8	874.0	1195.9	1229.6
11/23/90	928.3	871.6	875.1	1197.0	1233.8
11/24/90	932.6	871.5	878.4	1201.6	1235.4
11/25/90	934.6	871.9	880.5	1203.2	1232.7
11/26/90	938.0	872.3	883.2	1204.4	1234.2
11/27/90	943.5	872.8	887.5	1205.3	1239.3
11/28/90	949.4	874.4	892.2	1208.6	1243.3
11/29/90	956.3	876.4	897.1	1211.7	1246.8
11/30/90	958.7	879.8	899.2	1214.5	1240.9
12/1/90	958.0	881.8	900.0	1213.5	1230.9
12/2/90	960.7	884.9	903.0	1211.8	1225.2
12/3/90	961.3	887.5	904.4	1207.7	1217.2
12/4/90	961.7	889.0	905.5	1204.0	1209.9
12/5/90	966.0	891.1	910.4	1200.3	1204.8
12/6/90	973.3	892.5	918.6	1197.1	1200.9
12/7/90	981.4	897.5	926.6	1194.0	1197.2
12/8/90	989.7	902.4	935.4	1191.8	1194.1
12/9/90	1005.6	909.0	951.1	1189.7	1192.4
12/10/90	1021.0	917.4	966.7	1187.5	1191.4
12/11/90	1033.6	928.0	979.6	1185.6	1191.2
12/12/90	1043.1	934.7	989.1	1183.7	1190.6
12/13/90	1058.4	948.4	1004.4	1182.1	1189.9
12/14/90	1088.4	959.0	1035.8	1179.2	1188.8
12/15/90	1075.1	970.7	1022.8	1175.6	1182.7
12/16/90	1079.4	975.0	1027.1	1172.8	1179.4
12/17/90	1086.0	982.5	1034.5	1169.5	1174.8
12/18/90	1102.5	994.0	1052.8	1166.3	1171.4
12/19/90	1088.0	996.0	1037.3	1163.2	1165.4
12/20/90	1089.2	1000.5	1039.7	1161.0	1162.7
12/21/90	1099.9	1007.4	1051.6	1158.8	1160.4
12/22/90	1108.1	1011.5	1061.7	1156.9	1158.0
12/23/90	1115.0	1016.2	1068.8	1155.0	1155.1
12/24/90	1125.5	1026.1	1080.5	1152.5	1150.7
12/25/90	1136.6	1037.5	1092.9	1149.5	1145.8
12/26/90	1148.5	1047.6	1106.1	1146.2	1140.9
12/27/90	1164.5	1060.1	1124.2	1141.4	1134.6
12/28/90	1157.7	1070.4	1116.9	1136.3	1129.4
12/29/90	1152.7	1076.7	1112.1	1130.5	1123.7
12/30/90	1153.0	1082.1	1113.8	1124.4	1115.8
12/31/90	1151.8	1087.7	1113.7	1118.2	1107.1
1/1/91	1145.4	1087.9	1107.2	1112.5	1099.2
1/2/91	1142.9	1088.8	1104.9	1107.2	1089.9
1/3/91	1141.4	1089.8	1103.8	1101.8	1079.6
1/4/91	1138.9	1090.5	1101.4	1098.5	1075.3

## Daily DSM2

	DB4	DB3	DB4	DB3	DB4
Date	Avg Of H3	Avg Of H4	Avg Of H4	Avg Of NAA	Avg Of NAA
1/5/91	1138.0	1091.6	1100.8	1095.4	1073.4
1/6/91	1138.7	1092.4	1101.9	1090.1	1067.8
1/7/91	1139.5	1093.6	1103.4	1085.5	1059.2
1/8/91	1143.5	1095.8	1108.7	1077.5	1039.7
1/9/91	1140.7	1096.1	1105.7	1073.1	1042.9
1/10/91	1140.8	1097.0	1106.2	1066.9	1037.8
1/11/91	1140.0	1096.5	1105.8	1063.3	1030.0
1/12/91	1138.5	1096.5	1104.7	1054.4	1023.9
1/13/91	1136.3	1096.0	1102.8	1049.6	1019.4
1/14/91	1134.6	1095.3	1101.5	1044.1	1012.8
1/15/91	1132.6	1094.5	1100.1	1036.1	1005.6
1/16/91	1130.6	1093.6	1098.6	1030.5	996.7
1/17/91	1129.4	1093.4	1097.8	1023.1	987.4
1/18/91	1130.4	1092.9	1099.7	1016.5	983.0
1/19/91	1127.7	1093.0	1096.7	1010.8	975.1
1/20/91	1127.2	1092.9	1096.5	1008.3	975.6
1/21/91	1126.9	1093.1	1096.6	1003.9	972.6
1/22/91	1125.6	1093.3	1095.9	998.2	965.1
1/23/91	1124.3	1093.5	1095.1	990.0	958.6
1/24/91	1120.2	1092.7	1091.9	981.2	941.4
1/25/91	1115.5	1090.9	1087.8	970.3	933.7
1/26/91	1112.0	1089.0	1084.7	966.1	936.3
1/27/91	1108.5	1086.5	1081.5	959.5	932.7
1/28/91	1105.5	1084.2	1078.8	952.5	929.5
1/29/91	1104.0	1082.0	1077.7	946.2	926.0
1/30/91	1101.4	1080.3	1075.5	941.9	919.1
1/31/91	1099.5	1079.2	1074.1	938.7	919.7
2/1/91	1091.3	1077.4	1066.8	934.6	919.8
2/2/91	1092.0	1077.2	1067.6	934.0	929.0
2/3/91	1089.0	1075.8	1065.0	933.2	931.0
2/4/91	1084.0	1074.8	1060.6	932.6	932.3
2/5/91	1078.3	1072.8	1055.3	932.4	932.7
2/6/91	1065.9	1069.0	1043.9	932.3	931.6
2/7/91	1048.9	1063.7	1027.8	931.9	931.0
2/8/91	1039.0	1060.2	1018.2	931.4	930.4
2/9/91	1027.1	1051.2	1006.8	930.6	929.5
2/10/91	1026.8	1046.7	1006.6	930.0	929.6
2/11/91	1024.1	1041.5	1004.0	929.7	929.8
2/12/91	1027.5	1037.8	1007.4	929.5	931.1
2/13/91	1013.9	1029.9	994.4	929.4	931.0
2/14/91	1000.7	1024.7	981.7	929.9	930.7
2/15/91	999.7	1019.1	980.9	930.4	931.7
2/16/91	1005.5	1016.3	986.6	931.5	933.8
2/17/91	1003.3	1013.0	984.7	932.9	935.7
2/18/91	998.2	1008.8	979.9	934.4	937.5



## Daily DSM2

	DB4	DB3	DB4	DB3	DB4
Date	Avg Of H3	Avg Of H4	Avg Of H4	Avg Of NAA	Avg Of NAA
2/19/91	983.7	1001.8	966.0	936.3	938.5
2/20/91	961.6	991.2	944.7	937.4	937.2
2/21/91	943.9	979.4	927.5	938.4	937.1
2/22/91	932.5	973.4	916.5	939.4	937.0
2/23/91	923.5	961.3	907.8	939.6	936.5
2/24/91	921.4	953.9	905.9	939.8	936.8
2/25/91	915.0	943.1	899.8	939.9	936.9
2/26/91	897.5	934.0	882.8	939.8	934.7
2/27/91	871.2	917.6	857.1	939.3	930.6
2/28/91	856.9	910.6	843.2	938.7	927.4
3/1/91	873.2	907.1	859.3	939.1	931.5
3/2/91	856.2	899.3	842.7	938.2	927.0
3/3/91	838.8	886.9	825.7	936.2	919.2
3/4/91	852.6	882.7	839.4	935.4	923.4
3/5/91	860.1	883.7	846.8	936.4	928.8
3/6/91	846.7	875.5	833.7	935.6	926.1
3/7/91	825.7	867.6	813.2	933.9	918.6
3/8/91	791.1	859.3	779.2	931.2	902.9
3/9/91	782.6	851.0	770.7	927.4	892.6
3/10/91	799.2	849.1	787.1	925.3	899.5
3/11/91	790.4	844.3	778.5	923.1	892.6
3/12/91	779.0	834.8	767.3	916.6	880.1
3/13/91	799.9	832.9	788.1	914.8	882.6
3/14/91	807.6	828.6	795.7	909.5	871.7
3/15/91	806.1	825.0	794.4	903.9	859.3
3/16/91	787.9	817.0	776.6	892.3	830.3
3/17/91	792.8	813.0	781.6	884.6	837.0
3/18/91	783.8	807.4	772.9	877.3	830.8
3/19/91	779.5	799.4	768.9	865.8	823.6
3/20/91	794.0	799.5	783.3	863.4	834.4
3/21/91	802.5	799.3	791.8	860.5	841.2
3/22/91	796.6	797.8	786.2	855.2	831.1
3/23/91	788.6	795.6	778.7	850.2	825.9
3/24/91	781.2	793.6	771.6	845.6	817.5
3/25/91	786.6	792.9	777.0	842.3	816.9
3/26/91	801.1	793.0	791.5	841.5	828.5
3/27/91	801.4	793.4	791.7	840.4	833.8
3/28/91	803.4	794.2	794.0	839.4	833.6
3/29/91	803.0	795.1	793.8	838.0	830.1
3/30/91	803.2	795.8	794.2	836.5	826.3
3/31/91	801.9	796.2	793.2	834.0	822.6
4/1/91	807.6	797.5	800.0	833.3	828.7
4/2/91	803.3	798.2	795.4	832.0	826.6
4/3/91	796.8	798.1	789.3	830.9	823.9
4/4/91	787.0	797.4	780.1	829.7	820.8

## Daily DSM2

	DB4	DB3	DB4	DB3	DB4
Date	Avg Of H3	Avg Of H4	Avg Of H4	Avg Of NAA	Avg Of NAA
4/5/91	768.9	794.2	763.0	828.2	815.1
4/6/91	771.1	794.1	765.1	827.8	818.7
4/7/91	765.3	793.2	759.3	827.6	820.0
4/8/91	754.1	789.8	748.4	826.6	821.2
4/9/91	741.5	784.6	736.6	824.8	810.3
4/10/91	729.1	781.1	723.4	823.1	803.7
4/11/91	714.9	772.7	710.0	818.6	790.5
4/12/91	703.9	765.0	699.1	813.1	777.0
4/13/91	691.9	755.5	687.4	806.4	763.3
4/14/91	682.5	740.7	678.5	794.8	750.6
4/15/91	673.3	728.5	668.9	785.5	740.2
4/16/91	673.7	715.9	669.2	774.9	738.2
4/17/91	667.1	709.6	662.7	767.1	732.5
4/18/91	660.0	700.5	655.5	759.0	726.9
4/19/91	649.3	695.2	645.2	752.5	722.8
4/20/91	651.6	689.3	647.6	750.6	728.1
4/21/91	648.6	686.3	644.7	748.2	727.9
4/22/91	638.3	680.4	634.7	745.2	722.6
4/23/91	630.8	677.5	627.3	742.1	718.8
4/24/91	628.6	672.8	627.4	738.6	716.1
4/25/91	620.4	667.6	617.1	735.3	710.6
4/26/91	620.8	659.6	617.5	731.5	710.4
4/27/91	607.8	655.4	604.6	727.8	701.4
4/28/91	594.2	642.3	591.5	720.6	689.4
4/29/91	584.6	636.4	581.9	713.8	681.1
4/30/91	575.6	626.3	573.7	707.7	670.5
5/1/91	571.0	620.1	569.7	700.7	667.0
5/2/91	570.7	613.5	569.5	696.0	665.6
5/3/91	570.8	609.1	569.4	692.1	668.6
5/4/91	565.8	605.0	564.2	688.9	667.2
5/5/91	560.2	600.1	558.0	685.5	662.9
5/6/91	550.3	595.6	547.9	681.9	655.8
5/7/91	544.7	592.0	542.5	678.4	649.6
5/8/91	544.3	586.9	542.8	674.2	645.8
5/9/91	533.0	581.9	531.5	669.3	636.3
5/10/91	523.2	572.0	521.7	661.0	619.7
5/11/91	520.9	563.8	519.5	651.6	612.7
5/12/91	511.1	554.9	509.9	642.7	599.3
5/13/91	506.7	543.9	505.7	630.6	591.7
5/14/91	503.1	534.5	502.2	621.1	586.4
5/15/91	497.5	529.8	496.6	612.4	579.7
5/16/91	499.9	523.9	498.9	605.6	582.7
5/17/91	501.7	520.0	500.6	600.6	584.4
5/18/91	498.9	517.4	498.1	596.4	582.9
5/19/91	493.6	514.9	492.3	592.9	577.8

## Daily DSM2

	DB4	DB3	DB4	DB3	DB4
Date	Avg Of H3	Avg Of H4	Avg Of H4	Avg Of NAA	Avg Of NAA
5/20/91	488.5	511.5	487.0	589.6	571.8
5/21/91	488.5	509.5	487.3	586.3	568.3
5/22/91	489.4	507.3	486.6	583.2	565.0
5/23/91	487.8	504.2	488.3	579.1	559.7
5/24/91	481.8	501.0	481.0	574.3	553.1
5/25/91	478.9	497.9	478.2	569.6	547.1
5/26/91	476.6	494.3	475.9	563.6	540.8
5/27/91	476.8	491.1	476.1	558.5	538.0
5/28/91	474.7	490.1	474.2	554.0	533.3
5/29/91	475.5	488.1	474.9	548.4	530.8
5/30/91	477.1	487.1	476.5	545.7	529.3
5/31/91	475.1	486.6	474.4	542.1	517.3
6/1/91	476.6	485.2	475.9	535.4	496.1
6/2/91	480.7	485.4	480.2	531.4	489.0
6/3/91	481.8	485.5	481.2	526.3	475.7
6/4/91	482.8	485.9	482.1	520.3	467.0
6/5/91	485.6	486.4	485.1	516.6	471.2
6/6/91	487.3	486.9	487.0	511.6	467.8
6/7/91	485.1	486.9	484.8	504.2	457.0
6/8/91	481.6	486.4	481.1	495.9	453.4
6/9/91	481.2	485.4	480.6	487.1	450.6
6/10/91	479.4	484.3	478.7	477.1	445.0
6/11/91	478.3	483.0	477.6	470.7	437.9
6/12/91	478.8	482.3	478.2	463.1	434.2
6/13/91	480.1	482.0	479.5	457.1	433.5
6/14/91	482.1	482.1	481.4	453.4	433.3
6/15/91	485.6	482.8	484.9	451.1	435.2
6/16/91	487.4	483.8	486.9	449.6	434.5
6/17/91	490.3	485.1	489.6	448.9	433.7
6/18/91	493.4	486.4	492.7	448.0	439.6
6/19/91	494.2	487.8	493.4	447.9	441.9
6/20/91	498.3	489.3	498.0	448.1	445.5
6/21/91	497.5	490.7	496.8	448.5	446.4
6/22/91	499.7	492.2	498.9	449.1	448.7
6/23/91	502.5	493.9	501.6	450.1	450.6
6/24/91	504.7	495.5	503.6	450.8	451.7
6/25/91	507.5	497.3	506.6	452.0	454.8
6/26/91	509.0	499.1	508.1	452.9	454.9
6/27/91	511.8	500.7	511.0	454.0	457.7
6/28/91	512.8	502.3	511.9	455.2	460.6
6/29/91	516.5	504.3	515.5	457.6	465.8
6/30/91	520.0	506.7	519.1	460.2	471.1
7/1/91	523.7	509.1	522.6	464.1	476.5
7/2/91	526.9	511.3	525.9	467.5	486.8
7/3/91	530.4	514.1	529.4	473.4	499.8

## Daily DSM2

	DB4	DB3	DB4	DB3	DB4
Date	Avg Of H3	Avg Of H4	Avg Of H4	Avg Of NAA	Avg Of NAA
7/4/91	534.3	517.1	533.5	479.4	513.9
7/5/91	537.1	520.6	536.5	488.1	524.1
7/6/91	541.8	524.7	541.3	495.9	534.4
7/7/91	546.9	528.8	546.4	506.5	541.6
7/8/91	551.3	532.4	550.9	514.0	547.1
7/9/91	554.1	536.6	553.8	522.3	553.5
7/10/91	556.7	540.0	556.4	529.0	560.6
7/11/91	559.2	543.4	558.9	537.1	572.0
7/12/91	562.2	546.1	561.9	545.9	586.7
7/13/91	565.5	548.8	565.3	552.6	602.0
7/14/91	570.5	551.6	570.4	564.8	620.7
7/15/91	575.3	554.7	575.4	575.4	637.6
7/16/91	579.9	557.7	580.2	584.8	650.9
7/17/91	584.5	562.0	585.0	599.7	666.1
7/18/91	591.4	566.3	592.0	610.8	678.9
7/19/91	597.1	571.4	597.9	626.3	686.4
7/20/91	604.1	575.9	605.0	636.7	698.8
7/21/91	609.9	581.0	610.9	649.5	705.9
7/22/91	615.7	586.4	616.9	658.0	708.3
7/23/91	620.2	591.5	621.4	666.3	713.5
7/24/91	623.4	596.2	624.8	675.1	720.2
7/25/91	627.0	600.6	628.3	681.9	728.8
7/26/91	630.1	604.0	631.5	690.1	738.2
7/27/91	633.7	607.8	635.1	696.8	750.0
7/28/91	639.2	612.6	640.7	706.9	762.7
7/29/91	644.5	616.1	646.1	716.7	775.9
7/30/91	648.7	619.3	650.6	725.4	788.1
7/31/91	651.1	623.4	653.9	733.5	787.0
8/1/91	654.4	627.9	657.4	740.0	784.1
8/2/91	659.3	633.1	662.8	746.0	788.9
8/3/91	665.5	637.8	667.7	754.0	794.1
8/4/91	669.6	643.4	672.0	760.2	797.9
8/5/91	671.2	650.3	673.7	768.0	797.5
8/6/91	674.3	655.0	676.5	773.0	799.1
8/7/91	678.2	658.2	680.1	775.9	801.2
8/8/91	682.5	661.3	684.3	778.8	803.6
8/9/91	684.7	664.2	686.4	780.4	804.4
8/10/91	687.7	667.3	689.1	782.7	805.5
8/11/91	691.7	668.9	692.7	783.8	807.8
8/12/91	697.7	671.9	698.5	785.9	812.6
8/13/91	706.5	675.2	708.0	788.8	820.4
8/14/91	710.1	679.8	714.0	792.0	824.2
8/15/91	714.5	685.4	718.4	796.6	827.4
8/16/91	722.8	690.3	726.2	800.4	833.0
8/17/91	735.4	694.3	738.8	803.7	842.3

## Daily DSM2

	DB4	DB3	DB4	DB3	DB4
Date	Avg Of H3	Avg Of H4	Avg Of H4	Avg Of NAA	Avg Of NAA
8/18/91	745.4	701.3	747.6	808.9	846.6
8/19/91	752.9	708.5	755.4	813.4	849.9
8/20/91	757.0	715.2	761.0	816.1	850.2
8/21/91	762.7	719.6	766.4	819.1	850.4
8/22/91	769.3	726.7	772.5	821.5	849.9
8/23/91	775.1	732.0	777.7	823.9	847.7
8/24/91	776.6	736.0	779.8	824.1	844.4
8/25/91	777.7	740.9	780.9	824.8	840.4
8/26/91	781.7	745.2	784.8	825.2	837.6
8/27/91	783.1	749.3	786.5	824.9	833.7
8/28/91	783.6	753.1	788.0	824.0	829.8
8/29/91	785.4	757.4	790.4	822.9	825.9
8/30/91	786.5	761.5	791.4	821.0	821.7
8/31/91	790.7	765.5	793.6	818.8	817.9
9/1/91	793.4	769.9	795.6	816.2	814.5
9/2/91	792.3	771.9	795.5	813.4	810.2
9/3/91	795.4	776.3	798.7	809.8	804.9
9/4/91	798.1	778.9	801.3	805.6	798.6
9/5/91	798.6	780.7	801.7	801.8	792.8
9/6/91	799.3	782.2	802.3	798.6	789.0
9/7/91	802.8	783.6	805.5	795.0	783.9
9/8/91	806.7	786.1	809.1	790.9	779.8
9/9/91	809.3	787.6	811.4	787.8	780.3
9/10/91	816.2	791.2	817.9	785.3	780.8
9/11/91	825.2	794.2	826.6	783.4	783.0
9/12/91	834.5	798.7	835.5	782.3	786.3
9/13/91	846.0	804.2	846.6	782.3	791.4
9/14/91	857.1	808.4	857.3	782.6	796.6
9/15/91	868.4	816.1	868.3	784.7	802.3
9/16/91	879.2	821.0	878.7	786.2	808.7
9/17/91	888.3	829.6	887.6	788.9	814.8
9/18/91	899.7	836.2	898.7	791.7	821.5
9/19/91	910.5	846.1	909.2	796.4	828.5
9/20/91	924.0	854.4	922.2	800.0	836.9
9/21/91	930.2	858.8	928.4	803.0	841.8
9/22/91	935.5	868.0	933.6	807.9	845.7
9/23/91	944.3	874.5	942.0	811.6	851.7
9/24/91	954.2	884.1	951.9	817.2	858.7
9/25/91	959.3	893.4	956.9	822.7	863.1
9/26/91	966.5	903.3	964.0	829.9	869.0
9/27/91	975.6	912.0	972.9	834.4	876.2
9/28/91	981.2	919.7	978.2	840.4	880.8
9/29/91	986.2	926.9	983.1	846.0	885.2
9/30/91	1055.5	931.2	1050.9	847.0	934.0

## Daily DSM2

	DB4	DB3	DB4	DB3	DB4
Date	Avg Of H3	Avg Of H4	Avg Of H4	Avg Of NAA	Avg Of NAA
Average =	537.7	537.7	537.4	585.2	582.9

## Daily DSM2 Model Output

Date	Avg Of B1-DB5	Avg Of B1-DB6	Avg Of B2-DB5	Avg Of B2-DB6	Avg Of H3-DB5
10/1/74	1.4	1.2	2.2	1.6	1.9
10/2/74	4.5	4.0	7.5	6.3	6.6
10/3/74	6.9	6.4	11.5	10.8	11.3
10/4/74	9.0	8.2	14.1	14.0	15.4
10/5/74	10.6	9.8	17.8	17.0	19.5
10/6/74	12.0	11.2	54.0	34.1	26.4
10/7/74	13.2	12.4	139.3	96.2	39.0
10/8/74	14.3	13.6	218.7	174.6	55.9
10/9/74	15.3	14.8	264.2	229.5	71.2
10/10/74	16.8	16.6	294.5	265.8	83.6
10/11/74	20.6	20.7	321.3	297.0	94.7
10/12/74	27.3	27.1	341.2	318.5	103.5
10/13/74	37.0	34.8	360.3	339.5	110.0
10/14/74	45.6	42.0	361.7	345.1	106.9
10/15/74	53.5	48.6	339.2	321.6	88.4
10/16/74	60.7	55.0	315.6	297.6	73.0
10/17/74	67.9	61.9	295.9	279.0	63.9
10/18/74	75.3	69.1	282.2	265.4	59.7
10/19/74	83.6	77.2	270.0	252.8	59.1
10/20/74	92.5	86.0	263.0	246.6	60.5
10/21/74	101.7	94.9	261.5	245.4	64.3
10/22/74	110.6	103.9	255.2	240.4	68.9
10/23/74	120.7	113.5	251.2	236.6	74.7
10/24/74	130.3	122.9	241.7	227.7	81.9
10/25/74	138.9	132.1	233.5	220.0	90.5
10/26/74	151.1	140.8	228.9	215.7	100.0
10/27/74	162.9	154.4	208.6	198.3	114.8
10/28/74	175.6	167.8	215.6	203.5	124.4
10/29/74	186.8	178.4	216.9	205.2	135.4
10/30/74	196.2	190.1	224.1	210.1	147.3
10/31/74	208.2	201.9	255.8	235.8	153.7
11/1/74	220.6	215.7	279.2	258.5	155.9
11/2/74	231.6	226.8	314.9	291.4	159.5
11/3/74	243.7	239.3	349.2	325.3	186.6
11/4/74	254.5	251.8	373.7	351.3	231.5
11/5/74	267.4	264.7	391.1	373.4	273.1
11/6/74	280.3	275.9	400.3	384.9	304.2
11/7/74	290.1	284.6	410.8	397.1	332.4
11/8/74	295.4	293.4	421.9	408.0	356.4
11/9/74	308.0	302.5	426.6	412.2	367.0
11/10/74	317.6	313.0	431.4	415.9	375.9
11/11/74	324.4	322.4	431.4	416.6	378.1
11/12/74	331.6	330.0	434.3	419.6	384.4
11/13/74	338.4	337.3	439.1	424.3	392.3
11/14/74	343.4	344.2	445.7	431.7	402.5

## Daily DSM2 Model Output

Date	Avg Of B1-DB5	Avg Of B1-DB6	Avg Of B2-DB5	Avg Of B2-DB6	Avg Of H3-DB5
11/15/74	351.2	352.0	460.2	446.7	423.9
11/16/74	359.4	361.2	472.4	460.8	442.8
11/17/74	368.2	372.1	480.1	471.5	455.6
11/18/74	376.6	381.3	487.8	481.0	468.9
11/19/74	387.7	395.5	490.5	484.2	473.7
11/20/74	399.0	409.2	491.6	484.8	475.3
11/21/74	404.9	405.8	501.1	495.9	490.6
11/22/74	401.8	419.4	504.2	500.4	495.4
11/23/74	418.7	430.1	505.6	502.0	496.6
11/24/74	430.9	436.8	507.8	503.9	499.4
11/25/74	436.8	451.7	508.4	505.2	500.0
11/26/74	446.6	461.5	508.2	505.5	499.5
11/27/74	457.2	468.8	507.4	504.3	498.1
11/28/74	461.3	473.4	506.3	503.6	496.7
11/29/74	466.9	477.8	505.4	503.2	495.4
11/30/74	476.2	488.2	503.7	497.0	485.7
12/1/74	490.3	503.2	485.1	473.5	414.9
12/2/74	507.6	524.7	449.1	433.1	352.1
12/3/74	522.6	535.0	411.8	403.4	334.1
12/4/74	527.0	539.1	401.3	395.1	327.7
12/5/74	539.9	556.1	387.8	382.2	322.9
12/6/74	551.4	571.0	373.9	369.1	322.3
12/7/74	562.3	580.3	358.1	352.1	317.6
12/8/74	566.3	588.1	347.5	341.8	304.5
12/9/74	565.0	584.7	341.1	335.2	293.2
12/10/74	556.4	572.1	338.4	332.5	285.9
12/11/74	548.6	561.2	336.9	329.9	277.4
12/12/74	539.1	551.1	336.7	330.4	273.7
12/13/74	533.8	542.9	335.9	328.1	268.2
12/14/74	527.2	535.2	331.3	323.4	265.8
12/15/74	521.2	527.9	328.2	319.2	263.7
12/16/74	516.2	521.3	324.2	315.4	263.1
12/17/74	510.5	514.9	322.8	314.9	263.2
12/18/74	505.3	509.6	322.9	315.0	264.1
12/19/74	500.4	504.5	320.1	313.7	267.0
12/20/74	497.7	498.8	319.0	310.0	268.9
12/21/74	495.1	495.2	318.7	309.8	269.8
12/22/74	488.9	485.7	318.0	305.6	268.8
12/23/74	482.1	477.7	313.6	298.7	265.3
12/24/74	472.2	471.3	309.6	295.7	265.9
12/25/74	463.8	464.0	306.6	294.3	267.9
12/26/74	456.1	455.7	302.7	291.5	273.6
12/27/74	453.1	452.5	305.4	296.2	283.6
12/28/74	454.2	454.9	315.1	307.0	295.6
12/29/74	457.1	457.5	317.0	306.9	316.0



## Daily DSM2 Model Output

Date	Avg Of B1-DB5	Avg Of B1-DB6	Avg Of B2-DB5	Avg Of B2-DB6	Avg Of H3-DB5
12/30/74	462.1	464.4	318.3	310.4	333.6
12/31/74	467.5	471.4	322.3	313.5	358.6
1/1/75	475.9	478.9	330.3	324.1	371.0
1/2/75	481.1	484.0	344.4	339.1	376.3
1/3/75	484.3	486.8	357.6	351.5	381.9
1/4/75	485.0	487.7	370.2	363.5	388.1
1/5/75	483.0	484.6	377.3	370.5	392.1
1/6/75	480.5	481.1	385.3	378.2	396.9
1/7/75	477.3	477.4	391.7	384.3	400.6
1/8/75	475.9	476.5	403.7	396.4	408.3
1/9/75	474.3	473.5	417.5	408.6	417.3
1/10/75	472.9	471.8	430.4	420.2	427.0
1/11/75	471.9	470.7	446.2	434.9	440.8
1/12/75	471.1	469.0	462.0	448.5	454.4
1/13/75	468.3	465.6	470.2	457.4	461.3
1/14/75	466.2	462.4	481.3	468.0	471.3
1/15/75	464.5	460.4	494.7	481.2	483.7
1/16/75	462.3	458.3	514.8	498.9	503.1
1/17/75	459.4	455.0	527.3	511.4	516.5
1/18/75	456.3	452.1	534.8	519.5	522.9
1/19/75	453.7	446.0	536.0	521.9	523.6
1/20/75	446.3	438.1	532.3	519.9	519.0
1/21/75	440.9	433.1	532.2	519.1	518.6
1/22/75	435.8	429.8	531.5	520.0	517.8
1/23/75	432.7	425.9	531.9	520.4	518.0
1/24/75	429.3	422.0	530.5	519.6	516.9
1/25/75	428.1	420.8	533.8	522.6	520.3
1/26/75	428.7	423.1	542.7	531.5	529.5
1/27/75	428.3	422.2	552.0	539.9	539.1
1/28/75	427.3	421.6	563.0	550.3	550.2
1/29/75	427.2	421.0	574.0	560.3	561.5
1/30/75	426.7	420.9	576.1	563.7	563.4
1/31/75	426.4	423.2	571.8	561.4	553.4
2/1/75	444.0	436.8	572.0	562.8	553.0
2/2/75	514.8	485.2	574.8	565.8	555.5
2/3/75	584.3	549.1	566.4	558.6	545.3
2/4/75	664.8	641.6	567.4	560.3	543.1
2/5/75	655.0	668.9	566.9	560.4	541.7
2/6/75	560.9	594.9	566.6	560.3	541.0
2/7/75	477.6	503.2	568.3	562.3	542.3
2/8/75	427.5	444.1	570.9	565.4	545.6
2/9/75	395.8	404.3	576.1	571.7	551.0
2/10/75	383.1	386.7	582.6	580.0	559.5
2/11/75	380.7	383.1	584.4	584.4	566.7
2/12/75	379.9	382.0	588.7	588.3	573.5

## Daily DSM2 Model Output

Date	Avg Of B1-DB5	Avg Of B1-DB6	Avg Of B2-DB5	Avg Of B2-DB6	Avg Of H3-DB5
2/13/75	377.3	379.3	591.2	592.2	579.6
2/14/75	376.6	378.2	587.1	592.4	586.4
2/15/75	375.8	377.5	581.6	589.8	592.3
2/16/75	375.4	376.9	570.2	582.5	597.7
2/17/75	376.0	377.3	571.8	582.4	602.1
2/18/75	377.2	378.8	585.0	590.9	605.7
2/19/75	377.7	380.1	593.9	597.3	602.0
2/20/75	378.9	381.4	598.2	601.4	589.3
2/21/75	380.7	382.7	603.1	605.1	568.3
2/22/75	383.4	385.1	608.8	609.2	554.6
2/23/75	385.2	387.0	613.3	611.8	552.1
2/24/75	386.7	388.8	616.1	612.2	557.2
2/25/75	386.6	389.1	617.8	613.6	554.1
2/26/75	386.4	388.8	617.4	612.9	547.2
2/27/75	388.1	390.3	614.5	608.5	549.2
2/28/75	390.7	392.7	606.0	597.5	564.0
3/1/75	392.2	394.9	599.1	590.8	579.1
3/2/75	392.0	394.8	597.5	589.0	586.0
3/3/75	392.0	395.4	590.5	581.0	586.7
3/4/75	381.5	389.0	578.0	567.9	579.7
3/5/75	360.5	371.2	569.1	559.4	572.2
3/6/75	343.4	351.9	555.3	545.7	558.6
3/7/75	327.6	334.0	557.5	548.0	558.7
3/8/75	318.5	322.3	569.9	560.1	567.8
3/9/75	317.6	320.3	564.7	555.0	562.8
3/10/75	314.7	317.5	560.6	550.7	559.0
3/11/75	311.7	314.3	563.4	554.3	562.9
3/12/75	310.5	312.8	561.9	553.7	563.8
3/13/75	308.5	310.9	560.7	551.5	565.9
3/14/75	307.1	309.5	558.0	549.0	567.4
3/15/75	306.0	308.6	551.0	541.0	565.6
3/16/75	305.2	307.3	550.0	540.5	569.7
3/17/75	304.8	307.0	542.8	533.3	568.2
3/18/75	304.3	306.3	534.9	525.7	566.7
3/19/75	303.2	305.2	530.8	522.5	566.8
3/20/75	303.6	305.7	523.3	511.9	566.9
3/21/75	304.4	306.3	507.9	499.4	557.6
3/22/75	302.6	304.2	515.2	505.8	565.2
3/23/75	303.7	305.4	509.7	499.5	564.7
3/24/75	304.2	305.9	493.3	483.6	556.1
3/25/75	302.2	303.9	504.8	496.3	562.0
3/26/75	302.8	304.5	502.7	493.9	556.7
3/27/75	302.3	304.2	496.9	488.2	553.0
3/28/75	302.7	304.6	491.3	483.2	550.1
3/29/75	303.7	305.5	481.4	472.2	547.0

## Daily DSM2 Model Output

Date	Avg Of B1-DB5	Avg Of B1-DB6	Avg Of B2-DB5	Avg Of B2-DB6	Avg Of H3-DB5
3/30/75	303.6	305.6	472.8	466.2	544.6
3/31/75	305.6	306.9	485.9	478.4	530.2
4/1/75	313.7	313.9	490.8	482.9	474.4
4/2/75	320.2	321.0	485.2	474.9	429.4
4/3/75	327.9	330.6	473.8	463.2	402.9
4/4/75	336.2	339.0	467.9	457.5	383.6
4/5/75	344.0	345.5	467.3	458.1	371.2
4/6/75	349.9	349.7	471.2	461.5	367.0
4/7/75	352.3	349.8	465.5	456.4	374.3
4/8/75	351.4	347.5	466.6	457.3	380.2
4/9/75	347.0	342.6	464.9	455.9	386.3
4/10/75	340.3	336.1	461.5	452.3	391.4
4/11/75	335.3	330.7	459.3	450.2	395.6
4/12/75	330.0	326.1	456.0	447.6	400.8
4/13/75	324.5	320.8	450.4	440.6	406.3
4/14/75	321.9	318.5	447.7	439.0	410.0
4/15/75	319.9	316.4	446.7	438.2	412.5
4/16/75	320.4	316.4	452.7	443.4	410.9
4/17/75	320.5	316.3	456.4	447.5	408.0
4/18/75	320.3	316.0	459.8	450.9	406.1
4/19/75	317.2	312.4	456.1	446.2	406.0
4/20/75	313.7	309.4	451.7	441.8	405.6
4/21/75	314.2	309.3	447.7	439.8	405.5
4/22/75	315.1	309.9	447.2	439.1	406.9
4/23/75	313.8	308.0	438.2	431.1	411.5
4/24/75	313.7	309.7	439.0	432.0	415.1
4/25/75	318.0	313.4	442.8	437.1	415.7
4/26/75	319.5	315.1	445.9	440.1	415.6
4/27/75	319.0	314.6	447.5	440.7	415.7
4/28/75	316.9	312.3	446.4	439.8	415.7
4/29/75	315.2	309.7	446.6	439.9	415.0
4/30/75	318.1	312.9	448.8	442.1	423.7
5/1/75	323.5	319.5	449.8	442.6	430.4
5/2/75	326.2	320.8	443.2	435.6	432.2
5/3/75	326.0	321.0	439.5	432.4	430.6
5/4/75	326.5	320.5	438.1	430.9	424.3
5/5/75	323.9	317.1	432.3	425.6	412.7
5/6/75	319.2	312.0	424.7	418.2	400.4
5/7/75	316.4	310.1	418.7	412.5	388.7
5/8/75	316.0	310.3	415.1	409.8	381.0
5/9/75	317.0	311.3	414.0	408.4	376.0
5/10/75	318.3	313.3	413.9	409.1	372.9
5/11/75	317.6	311.2	409.8	404.7	366.1
5/12/75	312.9	306.7	404.8	400.0	358.2
5/13/75	314.6	310.0	407.7	402.9	358.4

## Daily DSM2 Model Output

Date	Avg Of B1-DB5	Avg Of B1-DB6	Avg Of B2-DB5	Avg Of B2-DB6	Avg Of H3-DB5
5/14/75	317.5	312.6	409.5	404.5	356.7
5/15/75	317.1	310.9	407.5	403.2	353.1
5/16/75	316.1	310.1	409.0	403.6	350.9
5/17/75	316.1	310.3	409.6	404.3	349.6
5/18/75	314.8	308.3	408.0	402.7	345.1
5/19/75	315.1	308.5	408.7	403.2	344.2
5/20/75	312.3	305.2	406.3	400.9	341.1
5/21/75	309.3	302.7	404.2	399.4	337.8
5/22/75	308.2	301.8	402.4	397.7	337.4
5/23/75	306.8	300.6	399.8	395.7	334.9
5/24/75	305.6	298.9	398.5	393.7	331.6
5/25/75	305.9	299.3	399.4	394.5	331.2
5/26/75	306.6	300.8	400.6	396.0	330.2
5/27/75	306.0	299.9	401.1	395.7	330.0
5/28/75	305.3	299.0	400.7	396.2	328.9
5/29/75	304.4	298.1	401.1	396.4	328.2
5/30/75	304.2	298.2	402.7	397.4	327.3
5/31/75	301.6	292.8	403.1	397.0	330.3
6/1/75	292.5	283.5	401.0	394.3	338.6
6/2/75	289.1	281.5	395.8	389.5	343.2
6/3/75	288.2	281.3	390.5	384.2	346.7
6/4/75	291.1	283.5	387.9	381.7	351.2
6/5/75	294.3	286.9	387.6	381.5	357.3
6/6/75	295.7	289.8	387.4	381.1	362.7
6/7/75	298.3	292.0	387.2	381.2	367.6
6/8/75	298.9	292.9	385.9	379.8	371.2
6/9/75	300.9	295.2	385.7	380.3	375.6
6/10/75	303.2	298.1	387.5	381.8	382.4
6/11/75	306.4	302.0	390.2	385.3	392.4
6/12/75	310.0	305.4	393.5	388.6	404.4
6/13/75	312.5	308.1	396.4	391.4	416.0
6/14/75	315.2	310.4	398.5	394.1	427.8
6/15/75	318.3	312.8	401.6	397.3	450.7
6/16/75	321.1	315.6	404.6	400.9	491.5
6/17/75	326.1	319.7	409.4	405.7	528.4
6/18/75	331.3	324.5	415.7	412.0	549.2
6/19/75	336.3	329.8	422.7	420.0	564.3
6/20/75	339.3	332.9	431.1	428.3	568.8
6/21/75	342.5	335.2	439.9	436.9	566.4
6/22/75	345.3	336.7	448.0	445.0	562.2
6/23/75	347.4	339.1	456.3	453.0	558.8
6/24/75	351.9	342.0	464.5	461.5	561.0
6/25/75	351.0	340.4	471.5	468.3	555.2
6/26/75	350.7	339.3	477.9	473.9	548.8
6/27/75	349.0	337.7	482.7	478.3	545.0

## Daily DSM2 Model Output

Date	Avg Of B1-DB5	Avg Of B1-DB6	Avg Of B2-DB5	Avg Of B2-DB6	Avg Of H3-DB5
6/28/75	346.7	333.9	486.8	481.2	538.5
6/29/75	344.7	329.9	489.1	483.1	531.6
6/30/75	342.0	326.3	487.7	473.9	515.0
7/1/75	341.3	322.7	471.5	454.3	478.2
7/2/75	337.7	317.4	467.1	448.1	439.4
7/3/75	330.7	311.7	461.5	443.2	418.2
7/4/75	326.3	309.5	458.3	439.6	408.3
7/5/75	324.7	308.2	455.0	438.6	401.0
7/6/75	323.0	309.3	455.4	439.7	399.2
7/7/75	321.1	309.3	454.6	440.3	393.5
7/8/75	320.6	309.0	455.0	439.6	391.6
7/9/75	321.0	310.7	453.7	441.0	389.5
7/10/75	321.3	310.7	452.7	439.7	384.7
7/11/75	320.0	309.8	448.8	435.7	378.4
7/12/75	317.8	307.6	440.8	427.7	372.2
7/13/75	315.8	306.5	431.6	418.5	365.8
7/14/75	317.1	307.3	428.7	416.4	366.7
7/15/75	319.0	307.1	427.1	413.3	364.5
7/16/75	316.9	305.7	420.0	405.8	357.1
7/17/75	316.6	306.0	414.4	400.5	353.9
7/18/75	316.6	306.2	410.5	395.9	349.1
7/19/75	315.9	306.6	406.2	392.8	345.1
7/20/75	316.8	307.0	403.9	391.1	343.2
7/21/75	315.7	306.6	401.3	388.0	338.2
7/22/75	314.7	306.2	397.5	384.9	335.8
7/23/75	315.4	306.6	395.6	383.7	334.4
7/24/75	314.4	305.0	391.5	378.8	330.1
7/25/75	312.7	304.6	386.6	375.2	328.3
7/26/75	313.4	304.2	385.0	372.9	325.8
7/27/75	312.3	302.1	380.1	368.1	321.8
7/28/75	310.0	300.6	378.5	365.6	323.5
7/29/75	309.3	298.2	376.0	361.7	320.5
7/30/75	306.5	294.6	370.7	354.4	317.6
7/31/75	301.1	290.9	361.1	345.3	311.7
8/1/75	296.6	289.2	355.4	341.2	307.0
8/2/75	294.9	288.2	352.4	339.8	304.9
8/3/75	292.2	286.3	349.9	338.3	303.2
8/4/75	292.5	286.8	349.8	339.9	302.7
8/5/75	292.2	285.2	350.3	341.7	303.0
8/6/75	291.6	285.3	352.0	343.9	304.0
8/7/75	288.4	282.6	350.4	340.9	303.1
8/8/75	288.5	281.9	346.1	337.3	300.2
8/9/75	288.2	281.5	343.5	333.2	300.0
8/10/75	287.8	281.3	338.7	329.9	297.8
8/11/75	291.1	282.8	338.5	329.2	299.3

## Daily DSM2 Model Output

Date	Avg Of B1-DB5	Avg Of B1-DB6	Avg Of B2-DB5	Avg Of B2-DB6	Avg Of H3-DB5
8/12/75	290.6	283.5	338.6	329.3	300.7
8/13/75	290.6	283.9	337.1	327.1	301.5
8/14/75	292.3	285.4	333.4	322.9	300.5
8/15/75	294.8	288.2	331.2	321.4	301.7
8/16/75	296.6	290.8	332.6	323.2	304.7
8/17/75	297.6	292.5	332.7	323.4	305.7
8/18/75	299.0	294.3	331.1	321.8	307.0
8/19/75	301.9	297.8	331.9	323.2	309.8
8/20/75	305.0	300.6	332.3	323.1	312.7
8/21/75	308.4	305.1	333.1	325.3	316.0
8/22/75	311.6	308.8	333.1	325.4	319.0
8/23/75	315.6	312.7	333.4	324.2	322.1
8/24/75	319.5	317.1	333.1	324.1	324.7
8/25/75	323.6	321.2	331.2	322.7	326.4
8/26/75	326.7	324.9	330.0	321.2	328.7
8/27/75	330.4	328.4	329.0	320.7	331.3
8/28/75	333.0	331.2	326.4	318.1	333.3
8/29/75	335.4	333.7	323.6	315.2	335.3
8/30/75	337.5	335.6	321.8	314.1	337.6
8/31/75	338.6	336.7	321.9	314.8	340.1
9/1/75	338.5	336.5	321.8	314.8	341.7
9/2/75	338.6	336.7	321.5	315.0	343.3
9/3/75	338.7	336.6	322.1	315.8	344.9
9/4/75	338.8	337.0	322.7	316.9	346.2
9/5/75	339.5	337.6	323.6	316.6	347.8
9/6/75	340.8	338.9	322.9	315.7	348.1
9/7/75	341.9	341.3	322.0	314.0	348.6
9/8/75	343.8	343.9	319.3	311.3	347.5
9/9/75	346.6	347.1	317.3	310.1	346.3
9/10/75	349.7	350.8	314.8	307.9	344.1
9/11/75	353.4	355.1	313.3	306.7	342.2
9/12/75	357.4	359.8	312.2	305.2	340.2
9/13/75	361.8	365.0	311.3	304.3	338.2
9/14/75	366.2	370.1	309.9	303.1	335.5
9/15/75	371.3	376.1	307.5	301.0	332.1
9/16/75	377.5	382.9	305.4	299.2	329.3
9/17/75	383.5	389.6	304.6	297.7	326.4
9/18/75	389.2	395.8	303.8	296.4	324.3
9/19/75	395.5	402.4	301.7	294.5	320.8
9/20/75	399.8	407.4	300.8	293.4	318.4
9/21/75	404.6	412.2	299.9	292.8	316.4
9/22/75	408.9	416.9	300.2	292.6	315.4
9/23/75	412.9	421.2	297.6	289.0	312.0
9/24/75	415.9	423.7	295.2	286.5	308.5
9/25/75	418.4	425.8	293.2	285.0	305.4

## Daily DSM2 Model Output

Date	Avg Of B1-DB5	Avg Of B1-DB6	Avg Of B2-DB5	Avg Of B2-DB6	Avg Of H3-DB5
9/26/75	420.7	427.5	293.9	286.9	305.1
9/27/75	423.0	429.6	294.9	288.4	305.0
9/28/75	426.1	433.2	293.9	287.0	303.3
9/29/75	429.7	436.8	292.8	286.1	301.3
9/30/75	433.6	440.1	296.7	292.0	302.8
10/1/75	434.6	440.6	309.8	303.2	309.8
10/2/75	437.6	444.2	336.5	321.9	316.7
10/3/75	442.1	448.4	372.6	351.4	324.4
10/4/75	446.2	453.6	406.2	383.4	333.1
10/5/75	453.1	461.2	430.9	410.4	340.9
10/6/75	459.2	468.5	453.2	435.7	350.3
10/7/75	465.1	475.5	465.9	454.6	362.7
10/8/75	473.8	485.6	463.9	458.8	371.1
10/9/75	484.7	495.9	460.9	459.9	374.7
10/10/75	490.1	500.6	454.8	456.6	389.1
10/11/75	494.8	505.9	449.9	452.0	402.3
10/12/75	500.3	512.1	447.0	448.6	414.6
10/13/75	508.1	519.7	444.2	446.0	422.0
10/14/75	514.4	526.7	442.4	444.0	424.6
10/15/75	521.2	534.5	444.5	444.9	419.0
10/16/75	525.7	538.1	446.6	446.0	411.3
10/17/75	527.6	540.9	447.5	446.2	401.1
10/18/75	527.2	540.3	447.4	445.6	392.8
10/19/75	525.4	538.0	446.5	444.2	384.7
10/20/75	523.9	536.2	445.3	442.0	378.3
10/21/75	519.9	530.4	444.7	441.7	375.9
10/22/75	515.1	525.7	444.1	441.1	376.5
10/23/75	511.5	521.7	443.4	440.1	375.6
10/24/75	509.0	518.5	442.4	438.6	374.2
10/25/75	505.0	512.8	439.7	435.2	370.7
10/26/75	499.2	505.3	440.3	435.9	368.9
10/27/75	492.8	497.2	440.8	436.5	370.3
10/28/75	485.0	489.7	439.8	435.0	370.5
10/29/75	477.5	482.7	436.5	431.6	368.5
10/30/75	471.6	475.8	439.5	434.2	370.3
10/31/75	464.9	468.6	442.7	437.6	373.4
11/1/75	458.6	462.0	445.8	441.2	379.3
11/2/75	453.8	456.5	449.1	445.6	386.5
11/3/75	448.1	449.9	449.6	446.8	392.7
11/4/75	442.5	443.6	450.9	448.1	400.5
11/5/75	438.2	439.4	453.9	451.7	411.3
11/6/75	435.4	435.5	455.4	454.5	422.3
11/7/75	430.9	431.2	455.4	455.6	430.2
11/8/75	426.6	426.0	457.6	456.6	437.7
11/9/75	420.5	420.9	463.8	460.3	446.3

## Daily DSM2 Model Output

Date	Avg Of B1-DB5	Avg Of B1-DB6	Avg Of B2-DB5	Avg Of B2-DB6	Avg Of H3-DB5
11/10/75	421.5	421.9	476.9	470.3	464.1
11/11/75	419.2	416.8	485.7	478.2	473.7
11/12/75	414.3	413.1	490.3	483.0	478.3
11/13/75	410.2	409.0	494.8	487.6	482.7
11/14/75	408.1	405.6	500.6	493.6	489.4
11/15/75	406.5	402.6	507.1	501.1	497.6
11/16/75	405.1	401.4	513.3	508.6	505.7
11/17/75	403.1	397.0	516.3	512.5	509.3
11/18/75	399.7	394.1	518.6	515.1	511.9
11/19/75	398.8	392.2	519.8	516.6	513.4
11/20/75	396.5	390.7	520.7	518.1	514.4
11/21/75	394.6	389.4	522.6	520.1	516.8
11/22/75	395.0	389.9	524.8	522.6	519.7
11/23/75	394.8	389.6	526.6	524.8	521.8
11/24/75	392.6	389.7	528.4	526.3	524.0
11/25/75	394.2	391.4	530.3	528.2	526.2
11/26/75	397.6	393.0	531.4	529.2	527.4
11/27/75	398.2	397.0	532.8	530.9	529.3
11/28/75	401.6	399.1	533.9	532.8	531.0
11/29/75	402.9	401.0	534.3	533.4	531.3
11/30/75	406.0	403.7	534.5	533.0	528.4
12/1/75	409.8	409.1	532.6	528.8	476.9
12/2/75	413.7	414.4	528.2	523.3	405.7
12/3/75	417.0	417.9	524.6	519.4	374.6
12/4/75	420.7	422.5	523.1	517.2	358.3
12/5/75	425.8	428.6	524.1	519.5	349.4
12/6/75	431.9	435.9	527.3	522.6	340.3
12/7/75	438.4	443.5	530.7	525.2	330.5
12/8/75	443.4	449.7	533.2	526.5	329.8
12/9/75	445.4	452.5	534.4	527.3	326.6
12/10/75	444.7	452.5	536.1	528.7	325.7
12/11/75	443.3	451.4	532.7	525.0	311.5
12/12/75	444.0	449.7	532.5	524.9	291.9
12/13/75	442.4	448.6	537.3	528.9	287.2
12/14/75	438.6	445.1	536.3	528.1	276.0
12/15/75	433.3	439.8	529.9	520.4	269.7
12/16/75	428.1	434.0	522.8	514.0	262.8
12/17/75	424.3	429.7	519.5	509.7	258.7
12/18/75	424.3	430.6	516.1	506.3	256.1
12/19/75	430.4	438.3	517.1	507.6	256.4
12/20/75	441.8	451.4	520.9	510.1	259.3
12/21/75	454.4	468.0	528.9	517.9	264.1
12/22/75	469.3	485.0	544.6	531.2	269.6
12/23/75	484.2	503.1	555.3	541.0	276.2
12/24/75	499.3	524.6	562.3	547.7	283.1



## Daily DSM2 Model Output

Date	Avg Of B1-DB5	Avg Of B1-DB6	Avg Of B2-DB5	Avg Of B2-DB6	Avg Of H3-DB5
12/25/75	514.1	541.0	555.5	542.3	289.2
12/26/75	531.5	558.2	547.7	536.4	294.9
12/27/75	548.3	575.2	540.1	529.5	302.2
12/28/75	568.7	592.9	531.4	520.4	312.5
12/29/75	585.5	609.6	524.3	513.4	325.0
12/30/75	607.2	631.3	521.5	511.1	341.4
12/31/75	634.8	658.8	523.4	511.7	361.7
1/1/76	655.6	680.2	532.7	520.3	370.6
1/2/76	674.3	704.8	542.7	530.0	374.2
1/3/76	698.5	733.0	554.6	540.3	378.3
1/4/76	724.5	760.4	568.6	553.9	384.3
1/5/76	745.5	776.7	588.8	572.9	394.8
1/6/76	765.6	794.9	611.8	593.9	412.0
1/7/76	783.1	824.6	616.7	600.5	423.4
1/8/76	793.3	835.7	609.8	594.2	425.0
1/9/76	805.1	840.6	612.6	597.4	432.8
1/10/76	822.0	855.7	610.5	597.0	436.5
1/11/76	826.9	851.6	605.0	591.9	437.9
1/12/76	822.1	842.6	599.5	586.4	439.2
1/13/76	814.6	834.0	594.3	582.0	441.2
1/14/76	806.3	822.9	596.1	582.8	446.6
1/15/76	796.4	812.7	595.3	582.0	451.4
1/16/76	788.3	804.6	595.0	581.7	456.2
1/17/76	781.0	798.2	596.6	583.7	462.2
1/18/76	779.3	795.4	602.9	590.4	471.5
1/19/76	777.9	793.1	616.0	602.3	486.9
1/20/76	778.9	793.2	631.6	617.8	506.5
1/21/76	780.5	796.1	640.2	626.6	520.4
1/22/76	782.4	797.9	641.8	629.0	525.1
1/23/76	783.2	797.8	641.7	628.9	527.9
1/24/76	782.4	797.1	641.8	629.3	529.9
1/25/76	778.0	792.1	643.2	630.8	533.2
1/26/76	772.7	785.1	645.3	633.3	536.7
1/27/76	766.6	776.3	641.4	629.5	535.5
1/28/76	759.4	767.4	640.3	629.0	537.7
1/29/76	751.2	760.4	644.1	632.9	542.8
1/30/76	744.8	754.9	652.4	640.5	552.9
1/31/76	742.1	752.1	655.2	644.8	551.3
2/1/76	739.9	751.7	653.1	642.7	521.9
2/2/76	741.0	752.4	652.1	641.7	499.5
2/3/76	742.2	752.7	647.8	638.3	487.8
2/4/76	742.4	755.0	649.2	640.5	483.2
2/5/76	743.3	756.7	651.6	642.8	481.7
2/6/76	745.3	758.9	652.4	643.7	478.0
2/7/76	748.2	757.0	649.0	640.7	472.0

## Daily DSM2 Model Output

Date	Avg Of B1-DB5	Avg Of B1-DB6	Avg Of B2-DB5	Avg Of B2-DB6	Avg Of H3-DB5
2/8/76	747.4	755.9	641.5	631.8	462.8
2/9/76	742.4	753.5	646.0	637.0	466.6
2/10/76	738.3	748.0	649.3	640.8	468.1
2/11/76	732.1	739.6	647.4	638.1	462.0
2/12/76	724.7	732.2	646.9	638.1	461.1
2/13/76	719.3	728.2	650.6	641.9	463.6
2/14/76	715.6	724.7	651.7	644.5	465.4
2/15/76	712.5	721.6	655.4	648.3	465.8
2/16/76	711.5	719.2	659.3	653.1	466.5
2/17/76	709.9	716.7	664.4	658.1	466.2
2/18/76	706.0	715.6	664.6	657.1	462.3
2/19/76	703.2	713.8	669.2	662.7	463.0
2/20/76	699.8	708.2	670.6	664.5	460.1
2/21/76	691.9	695.5	669.1	661.9	452.0
2/22/76	681.2	681.2	665.1	657.8	444.6
2/23/76	670.5	670.8	667.3	660.8	448.0
2/24/76	662.3	661.5	673.7	666.3	451.5
2/25/76	650.3	648.3	673.7	666.8	448.1
2/26/76	640.7	639.1	675.6	669.0	447.7
2/27/76	632.1	632.2	679.8	672.7	447.4
2/28/76	621.3	620.3	676.6	668.7	441.0
2/29/76	611.6	611.4	673.1	666.3	436.9
3/1/76	606.5	603.6	662.1	654.1	441.2
3/2/76	603.6	601.3	652.4	642.9	444.0
3/3/76	605.2	601.9	647.2	637.9	450.2
3/4/76	600.8	598.3	638.8	629.6	453.3
3/5/76	597.8	594.9	632.7	622.4	449.5
3/6/76	589.8	587.6	621.5	610.4	442.9
3/7/76	581.5	577.2	608.0	594.1	432.0
3/8/76	573.6	568.6	597.4	583.4	428.3
3/9/76	563.5	559.2	589.9	576.2	426.7
3/10/76	558.7	553.5	589.4	577.3	429.7
3/11/76	553.5	547.8	593.8	581.7	433.8
3/12/76	546.1	539.6	597.1	584.5	435.4
3/13/76	536.4	528.5	596.4	583.7	434.5
3/14/76	527.9	520.8	597.6	585.6	433.9
3/15/76	519.7	511.8	597.9	586.3	432.3
3/16/76	510.0	499.8	594.9	580.7	427.8
3/17/76	499.4	492.0	590.1	577.4	424.2
3/18/76	499.1	493.4	594.1	583.5	426.4
3/19/76	497.3	491.6	600.1	589.2	430.7
3/20/76	485.6	478.5	598.7	584.8	426.1
3/21/76	473.2	464.7	592.7	576.9	416.2
3/22/76	466.7	458.4	588.5	575.2	413.9
3/23/76	460.8	451.9	587.8	574.6	414.5

## Daily DSM2 Model Output

Date	Avg Of B1-DB5	Avg Of B1-DB6	Avg Of B2-DB5	Avg Of B2-DB6	Avg Of H3-DB5
3/24/76	456.0	448.4	587.2	575.3	413.3
3/25/76	454.4	444.7	590.4	577.2	415.7
3/26/76	447.4	437.9	588.5	574.3	413.3
3/27/76	442.9	432.6	585.5	570.8	412.8
3/28/76	439.6	428.2	585.4	569.1	413.1
3/29/76	432.1	421.2	582.6	566.9	409.4
3/30/76	424.5	412.7	578.1	560.6	405.5
3/31/76	424.3	414.4	578.4	560.9	406.4
4/1/76	426.7	417.6	572.5	553.0	413.3
4/2/76	429.6	421.1	563.9	543.9	421.8
4/3/76	433.6	426.2	558.3	541.1	429.8
4/4/76	438.0	430.6	557.2	539.2	437.4
4/5/76	441.1	432.8	557.8	538.4	444.1
4/6/76	439.7	430.3	555.8	534.7	448.1
4/7/76	439.5	429.9	554.2	536.0	449.6
4/8/76	444.9	436.8	561.0	546.6	453.6
4/9/76	444.5	435.8	565.0	547.5	458.0
4/10/76	446.1	437.6	566.6	549.6	461.5
4/11/76	446.8	438.8	568.3	551.8	464.1
4/12/76	448.0	439.9	571.5	553.3	468.4
4/13/76	447.1	439.9	568.1	551.0	470.2
4/14/76	449.8	442.3	568.0	550.1	474.8
4/15/76	459.0	453.1	572.6	558.7	482.4
4/16/76	464.4	456.9	573.3	556.7	490.3
4/17/76	462.8	455.3	562.1	546.1	493.2
4/18/76	464.0	456.6	556.7	542.5	496.1
4/19/76	465.1	457.2	554.4	540.1	499.4
4/20/76	460.0	450.8	547.0	529.9	499.2
4/21/76	455.0	445.8	536.1	520.7	494.6
4/22/76	455.0	446.0	531.9	517.3	493.6
4/23/76	456.8	448.6	530.3	516.1	494.8
4/24/76	459.6	452.6	526.8	514.4	496.8
4/25/76	459.6	451.4	521.0	505.3	498.0
4/26/76	451.4	441.5	505.4	488.8	490.0
4/27/76	447.3	437.5	497.7	483.1	483.0
4/28/76	449.8	441.3	496.9	484.7	483.6
4/29/76	451.8	442.8	494.4	481.1	485.5
4/30/76	450.9	442.5	490.5	479.1	484.5
5/1/76	450.0	441.2	492.2	481.9	483.2
5/2/76	447.3	438.8	492.3	483.6	480.1
5/3/76	443.7	435.3	493.0	484.0	477.4
5/4/76	441.9	433.8	494.4	486.1	476.5
5/5/76	440.7	432.3	495.5	487.8	476.2
5/6/76	437.5	428.7	496.0	487.4	474.1
5/7/76	435.4	426.3	496.2	486.6	472.5

## Daily DSM2 Model Output

Date	Avg Of B1-DB5	Avg Of B1-DB6	Avg Of B2-DB5	Avg Of B2-DB6	Avg Of H3-DB5
5/8/76	432.5	423.9	493.3	484.2	469.5
5/9/76	429.9	422.3	490.0	481.6	466.6
5/10/76	429.4	421.4	488.5	479.6	465.4
5/11/76	427.1	419.4	485.3	476.6	463.3
5/12/76	422.7	414.2	480.8	471.1	458.9
5/13/76	420.4	413.0	477.5	469.2	456.0
5/14/76	419.2	411.7	475.6	467.0	453.8
5/15/76	419.7	412.4	475.2	467.4	453.9
5/16/76	424.6	418.1	478.5	472.4	457.8
5/17/76	428.5	422.4	481.6	476.6	461.5
5/18/76	431.1	425.0	484.9	479.7	465.0
5/19/76	431.7	425.3	486.8	480.7	466.5
5/20/76	429.4	422.4	485.1	477.8	465.0
5/21/76	427.1	419.9	482.1	474.5	462.6
5/22/76	423.1	415.7	477.3	469.4	458.4
5/23/76	419.1	411.5	473.2	464.7	454.4
5/24/76	415.9	408.4	469.9	461.8	450.8
5/25/76	411.6	404.0	466.5	458.0	446.5
5/26/76	407.5	400.3	463.0	455.0	442.3
5/27/76	408.6	402.0	463.8	456.6	442.9
5/28/76	408.6	402.0	463.6	456.2	442.5
5/29/76	407.0	400.2	462.4	454.9	441.2
5/30/76	405.6	399.2	461.6	454.7	440.0
5/31/76	406.1	399.4	463.4	456.4	440.9
6/1/76	405.8	397.9	464.3	456.9	440.5
6/2/76	404.4	396.1	464.1	456.9	439.3
6/3/76	402.8	394.6	464.4	457.1	438.4
6/4/76	400.5	392.0	464.8	456.1	436.9
6/5/76	397.5	389.3	462.4	454.0	433.9
6/6/76	391.9	383.8	457.2	448.6	428.0
6/7/76	386.8	378.8	451.9	443.1	422.5
6/8/76	384.1	376.9	448.9	440.6	419.3
6/9/76	383.5	375.7	448.3	439.5	418.6
6/10/76	381.9	374.7	446.7	438.7	417.0
6/11/76	382.0	375.1	447.1	439.2	417.2
6/12/76	383.0	376.1	448.2	440.2	418.3
6/13/76	384.7	377.0	449.2	441.3	419.9
6/14/76	384.6	377.7	449.3	441.9	419.6
6/15/76	385.3	378.0	449.9	442.1	420.6
6/16/76	386.5	378.9	450.6	442.5	422.6
6/17/76	387.5	380.4	451.2	443.6	424.4
6/18/76	387.9	380.4	451.1	442.9	425.4
6/19/76	385.0	378.0	447.2	439.1	422.7
6/20/76	382.2	375.1	442.9	434.3	419.7
6/21/76	381.8	374.4	440.9	432.2	418.7

## Daily DSM2 Model Output

Date	Avg Of B1-DB5	Avg Of B1-DB6	Avg Of B2-DB5	Avg Of B2-DB6	Avg Of H3-DB5
6/22/76	379.6	372.8	437.5	429.7	415.7
6/23/76	376.9	370.1	434.6	425.7	412.7
6/24/76	374.5	368.3	430.7	422.7	409.3
6/25/76	373.2	367.0	428.4	420.4	407.0
6/26/76	373.2	367.9	427.4	420.7	406.2
6/27/76	375.3	369.4	429.0	422.1	407.7
6/28/76	376.2	370.9	429.8	423.2	408.4
6/29/76	381.8	375.5	434.8	428.0	413.8
6/30/76	383.8	377.7	436.2	429.5	414.2
7/1/76	374.8	370.0	429.1	420.8	403.7
7/2/76	365.3	360.7	416.6	408.7	389.7
7/3/76	362.5	359.3	410.2	403.9	384.3
7/4/76	364.5	361.8	409.8	403.0	384.9
7/5/76	369.1	367.4	411.3	405.1	388.1
7/6/76	374.4	373.6	413.8	408.3	392.8
7/7/76	379.3	379.4	416.3	411.4	397.1
7/8/76	383.4	384.7	417.3	413.3	400.8
7/9/76	387.4	389.9	417.3	414.2	404.4
7/10/76	392.4	395.9	417.1	414.6	409.0
7/11/76	398.7	403.0	418.3	415.7	415.3
7/12/76	405.4	411.5	418.5	417.0	422.0
7/13/76	414.7	421.6	419.7	418.4	431.3
7/14/76	425.1	433.0	420.6	420.3	441.4
7/15/76	438.1	446.6	422.8	422.8	454.2
7/16/76	448.8	458.6	424.3	424.7	465.2
7/17/76	459.5	471.0	426.3	426.5	475.6
7/18/76	467.8	481.8	427.1	427.5	483.7
7/19/76	476.8	492.0	427.7	428.1	491.8
7/20/76	483.3	499.3	426.1	426.9	498.0
7/21/76	488.6	503.7	423.5	424.5	502.9
7/22/76	493.3	506.0	420.3	421.8	506.8
7/23/76	490.5	503.6	415.9	417.4	503.6
7/24/76	490.2	502.7	410.5	412.0	503.0
7/25/76	489.0	499.5	405.3	406.4	501.0
7/26/76	485.3	496.4	400.5	401.6	497.5
7/27/76	484.8	494.5	397.4	397.5	496.5
7/28/76	484.4	495.1	393.6	393.9	495.8
7/29/76	487.4	497.6	390.6	390.5	498.9
7/30/76	492.4	502.0	387.8	388.5	502.9
7/31/76	494.5	506.1	386.9	386.8	504.6
8/1/76	500.2	513.2	384.1	384.1	508.5
8/2/76	502.2	516.4	382.0	381.8	511.1
8/3/76	503.0	517.1	378.4	379.8	511.6
8/4/76	501.4	515.3	375.0	376.7	508.9
8/5/76	497.3	510.2	372.5	374.1	505.3

## Daily DSM2 Model Output

Date	Avg Of B1-DB5	Avg Of B1-DB6	Avg Of B2-DB5	Avg Of B2-DB6	Avg Of H3-DB5
8/6/76	492.7	504.9	369.0	370.6	499.7
8/7/76	489.0	500.2	364.8	366.5	495.2
8/8/76	484.6	497.0	362.3	362.9	490.4
8/9/76	484.2	496.4	359.5	359.7	488.7
8/10/76	485.6	498.5	357.8	357.1	490.1
8/11/76	489.7	502.8	355.1	354.7	493.0
8/12/76	499.2	509.6	353.2	352.4	499.9
8/13/76	502.7	516.3	351.7	350.1	505.1
8/14/76	506.6	521.7	349.6	347.9	508.6
8/15/76	511.6	528.1	349.2	346.6	513.6
8/16/76	517.3	533.9	346.5	343.9	517.2
8/17/76	519.5	537.7	344.3	342.5	521.3
8/18/76	524.0	541.6	342.7	340.6	524.7
8/19/76	526.4	542.3	341.3	339.4	526.7
8/20/76	525.5	542.4	339.9	338.4	525.6
8/21/76	526.5	542.5	339.5	337.2	526.0
8/22/76	526.2	544.4	338.6	336.6	525.4
8/23/76	531.5	549.1	336.9	335.1	530.2
8/24/76	537.1	556.0	335.7	332.7	535.9
8/25/76	543.9	562.0	334.1	331.3	541.7
8/26/76	550.0	569.8	332.7	329.0	548.1
8/27/76	556.3	575.4	329.1	325.9	553.9
8/28/76	561.7	579.2	327.4	323.5	559.0
8/29/76	566.5	582.6	325.3	321.9	562.0
8/30/76	567.9	587.0	323.2	320.1	565.4
8/31/76	570.3	588.7	323.3	319.6	568.6
9/1/76	568.7	585.7	322.0	318.2	568.1
9/2/76	567.7	583.3	319.8	317.1	567.5
9/3/76	566.7	582.2	319.2	315.6	566.7
9/4/76	566.7	582.6	317.5	313.8	567.1
9/5/76	568.0	584.3	316.5	313.1	568.6
9/6/76	569.0	584.3	317.1	313.2	569.9
9/7/76	572.1	587.4	316.3	312.5	573.4
9/8/76	578.0	594.0	315.9	311.7	580.4
9/9/76	586.0	603.2	314.1	310.0	588.4
9/10/76	593.1	610.4	314.5	309.7	595.0
9/11/76	597.1	614.2	317.2	311.9	599.1
9/12/76	602.7	624.4	315.3	310.1	605.4
9/13/76	615.8	636.8	312.8	307.8	618.6
9/14/76	625.5	646.8	310.7	305.9	627.0
9/15/76	631.9	651.8	309.9	306.0	633.3
9/16/76	635.1	655.7	310.4	306.5	635.1
9/17/76	638.0	659.2	310.6	306.4	635.7
9/18/76	639.6	660.1	309.5	305.2	636.5
9/19/76	640.3	658.1	308.3	304.1	636.5

## Daily DSM2 Model Output

Date	Avg Of B1-DB5	Avg Of B1-DB6	Avg Of B2-DB5	Avg Of B2-DB6	Avg Of H3-DB5
9/20/76	634.6	652.5	309.7	305.0	630.8
9/21/76	632.4	649.7	309.6	305.3	628.4
9/22/76	632.1	650.7	309.9	304.3	628.2
9/23/76	635.6	652.7	308.4	303.8	631.8
9/24/76	638.3	657.2	308.4	302.6	633.4
9/25/76	642.6	663.7	307.1	301.6	639.3
9/26/76	649.7	671.1	306.1	300.9	646.4
9/27/76	658.1	680.0	305.4	300.2	655.0
9/28/76	667.8	687.7	304.6	300.7	664.9
9/29/76	676.4	696.8	305.0	301.2	673.4
9/30/76	684.3	706.2	306.4	302.5	681.9
10/1/76	694.6	723.2	308.9	305.3	683.9
10/2/76	715.4	745.5	313.0	309.3	681.6
10/3/76	738.0	770.0	316.5	312.8	681.8
10/4/76	759.7	792.5	319.1	315.7	685.9
10/5/76	777.6	810.4	321.4	318.0	695.6
10/6/76	783.7	819.8	323.9	320.3	704.4
10/7/76	789.8	826.3	327.4	323.7	706.6
10/8/76	799.7	836.5	328.9	325.6	713.0
10/9/76	804.0	839.4	330.4	326.9	720.8
10/10/76	802.2	839.0	331.9	328.5	728.6
10/11/76	800.1	838.8	333.0	329.9	733.0
10/12/76	797.7	832.3	334.7	331.3	736.5
10/13/76	793.0	824.6	336.2	332.7	737.2
10/14/76	787.1	815.9	336.5	333.1	738.7
10/15/76	777.2	805.4	335.2	332.3	743.5
10/16/76	764.1	791.8	333.5	330.4	744.9
10/17/76	754.2	779.8	331.9	328.8	735.7
10/18/76	741.1	766.7	332.7	329.0	722.4
10/19/76	735.3	760.3	333.6	329.8	704.3
10/20/76	727.9	753.6	334.1	330.3	688.3
10/21/76	725.1	749.4	336.7	331.7	674.1
10/22/76	724.1	748.8	338.6	333.9	659.1
10/23/76	724.1	747.7	341.4	337.4	648.8
10/24/76	721.8	747.5	345.3	341.3	640.4
10/25/76	724.6	752.2	347.9	343.9	630.3
10/26/76	731.0	759.0	350.2	345.9	624.1
10/27/76	737.6	764.8	352.1	347.9	619.4
10/28/76	742.9	768.7	354.1	350.7	614.6
10/29/76	745.7	771.2	356.9	353.3	610.4
10/30/76	751.9	776.1	359.9	356.2	605.5
10/31/76	752.5	776.8	363.2	359.1	601.2
11/1/76	753.8	777.2	365.3	360.9	596.2
11/2/76	750.2	776.4	367.4	362.5	589.0
11/3/76	752.1	778.3	368.2	362.9	582.4

## Daily DSM2 Model Output

Date	Avg Of B1-DB5	Avg Of B1-DB6	Avg Of B2-DB5	Avg Of B2-DB6	Avg Of H3-DB5
11/4/76	751.3	777.6	369.1	362.9	575.9
11/5/76	749.2	772.8	371.0	365.0	570.8
11/6/76	742.6	766.4	374.1	369.0	566.7
11/7/76	737.1	761.7	378.0	372.7	561.7
11/8/76	734.4	762.1	379.8	374.4	554.3
11/9/76	736.2	759.7	382.4	376.4	551.9
11/10/76	733.0	759.6	383.5	377.6	546.5
11/11/76	734.2	759.0	384.0	378.9	544.7
11/12/76	733.7	753.7	385.4	380.9	542.3
11/13/76	731.6	751.5	388.1	383.3	540.1
11/14/76	732.7	753.0	389.9	385.3	539.6
11/15/76	734.0	754.9	390.9	385.5	538.3
11/16/76	734.0	754.9	390.5	385.3	537.2
11/17/76	731.4	756.5	390.7	384.6	535.1
11/18/76	730.5	755.0	390.4	384.5	534.3
11/19/76	729.8	751.4	391.0	385.1	535.8
11/20/76	725.2	746.3	392.8	387.1	535.5
11/21/76	720.5	741.7	393.8	388.3	533.6
11/22/76	716.8	737.7	395.0	390.3	532.2
11/23/76	714.0	734.1	396.4	392.2	532.3
11/24/76	713.1	732.4	398.5	394.5	532.6
11/25/76	715.1	734.9	400.3	395.9	533.9
11/26/76	720.9	738.8	401.7	398.4	538.3
11/27/76	729.2	748.0	403.1	400.0	545.3
11/28/76	736.7	759.2	403.8	399.9	552.2
11/29/76	750.4	773.1	403.9	398.6	562.9
11/30/76	758.6	784.1	404.1	399.0	571.3
12/1/76	764.6	786.4	405.7	402.2	579.2
12/2/76	767.8	792.4	408.5	404.9	585.7
12/3/76	776.7	800.6	410.7	407.1	594.6
12/4/76	780.8	802.0	413.3	409.9	600.1
12/5/76	780.8	801.3	416.6	412.9	602.7
12/6/76	781.1	802.1	419.0	415.6	605.3
12/7/76	784.3	804.1	421.3	417.7	609.4
12/8/76	782.8	801.4	423.7	420.4	610.6
12/9/76	780.7	797.1	426.4	423.6	611.0
12/10/76	777.9	794.6	429.4	426.2	611.3
12/11/76	778.2	793.6	431.6	428.5	613.7
12/12/76	779.3	793.2	433.7	430.7	616.7
12/13/76	780.7	794.1	435.4	432.5	619.7
12/14/76	779.4	793.7	436.5	433.1	621.4
12/15/76	777.7	794.3	435.5	431.6	623.0
12/16/76	772.9	791.5	432.6	428.2	622.8
12/17/76	768.3	782.7	429.6	425.5	621.5
12/18/76	761.3	772.7	429.6	425.5	617.8



## Daily DSM2 Model Output

Date	Avg Of B1-DB5	Avg Of B1-DB6	Avg Of B2-DB5	Avg Of B2-DB6	Avg Of H3-DB5
12/19/76	752.1	764.5	430.4	426.3	612.9
12/20/76	745.5	758.3	431.0	427.2	609.9
12/21/76	742.4	754.6	432.1	428.4	609.4
12/22/76	740.5	752.1	433.7	430.1	609.8
12/23/76	738.8	751.3	436.0	432.4	610.8
12/24/76	739.8	751.4	439.5	435.9	613.4
12/25/76	743.0	755.0	442.4	438.5	618.3
12/26/76	749.2	765.0	442.9	439.2	626.9
12/27/76	761.6	777.3	443.0	439.5	639.4
12/28/76	773.1	791.7	441.4	437.5	652.1
12/29/76	785.9	808.3	436.9	432.7	666.9
12/30/76	791.8	812.1	435.5	431.5	674.0
12/31/76	797.0	820.4	438.7	434.5	681.8
1/1/77	823.1	847.5	442.6	437.5	710.8
1/2/77	830.6	853.2	451.5	446.7	721.8
1/3/77	831.7	855.5	460.9	456.0	727.5
1/4/77	844.6	871.1	464.0	459.0	744.4
1/5/77	854.8	876.0	471.3	465.8	752.7
1/6/77	855.3	880.7	477.3	471.8	758.0
1/7/77	863.3	887.0	482.9	477.5	768.7
1/8/77	866.5	889.3	490.7	485.3	774.3
1/9/77	869.9	893.0	497.9	491.9	779.8
1/10/77	877.2	898.8	502.1	496.2	789.0
1/11/77	881.8	903.2	505.5	499.8	795.6
1/12/77	882.5	903.6	510.0	504.0	798.4
1/13/77	880.1	904.5	512.7	506.4	802.0
1/14/77	877.1	901.3	514.0	507.5	801.9
1/15/77	872.2	893.7	517.7	511.1	799.3
1/16/77	868.0	887.5	521.5	514.9	798.7
1/17/77	863.2	881.4	524.3	517.7	797.8
1/18/77	860.6	876.4	527.5	521.1	799.1
1/19/77	855.7	873.7	531.5	525.4	800.0
1/20/77	855.2	872.4	536.9	530.1	803.1
1/21/77	856.8	872.3	542.0	535.1	809.0
1/22/77	857.0	873.9	546.3	540.2	815.2
1/23/77	860.4	876.5	551.5	544.9	821.6
1/24/77	863.5	880.3	555.4	548.6	828.3
1/25/77	866.8	882.9	557.8	551.5	833.8
1/26/77	867.0	885.2	561.1	554.0	837.4
1/27/77	868.4	887.3	562.8	556.1	842.9
1/28/77	867.0	885.5	565.0	558.0	844.0
1/29/77	862.9	881.0	569.7	563.1	842.4
1/30/77	861.2	877.7	574.3	567.5	842.7
1/31/77	856.3	870.3	576.2	569.6	839.3
2/1/77	850.8	858.4	573.5	567.1	834.2

## Daily DSM2 Model Output

Date	Avg Of B1-DB5	Avg Of B1-DB6	Avg Of B2-DB5	Avg Of B2-DB6	Avg Of H3-DB5
2/2/77	847.0	849.8	574.2	567.6	829.3
2/3/77	842.1	844.8	576.2	569.5	823.8
2/4/77	839.0	839.7	577.2	571.2	820.0
2/5/77	834.5	835.4	578.8	572.9	816.2
2/6/77	829.8	830.3	579.4	573.2	812.9
2/7/77	824.5	826.0	578.7	572.1	810.5
2/8/77	826.6	827.5	582.4	576.2	812.8
2/9/77	827.1	827.6	584.3	578.5	813.3
2/10/77	826.5	826.5	585.8	580.0	812.9
2/11/77	819.1	821.9	583.9	577.7	808.2
2/12/77	813.3	816.8	583.2	575.1	805.1
2/13/77	808.0	811.4	580.6	572.1	801.8
2/14/77	806.9	807.6	581.1	572.9	800.3
2/15/77	808.7	806.7	584.2	577.6	800.7
2/16/77	805.1	803.5	586.9	580.3	796.2
2/17/77	801.2	798.9	590.3	583.0	791.6
2/18/77	798.3	795.7	593.2	586.2	788.3
2/19/77	793.1	789.2	594.6	587.6	782.9
2/20/77	785.6	781.3	594.5	586.8	776.3
2/21/77	788.1	784.6	600.1	593.1	777.8
2/22/77	781.0	776.3	598.6	591.3	770.6
2/23/77	782.2	777.8	604.0	597.1	771.0
2/24/77	784.0	779.7	608.0	602.4	772.1
2/25/77	782.9	777.6	612.3	606.1	770.7
2/26/77	767.7	762.7	611.3	603.3	758.7
2/27/77	752.7	748.5	607.7	599.3	746.6
2/28/77	750.7	744.8	609.0	600.4	746.1
3/1/77	752.1	745.1	607.4	599.8	749.2
3/2/77	746.3	740.4	603.1	594.6	747.8
3/3/77	745.5	738.9	601.9	593.5	749.3
3/4/77	738.5	731.6	598.0	588.9	746.4
3/5/77	732.4	724.8	595.3	586.8	743.7
3/6/77	725.1	718.1	592.3	584.3	740.3
3/7/77	720.4	712.9	592.1	583.1	738.4
3/8/77	715.9	708.6	589.4	580.8	735.8
3/9/77	727.4	721.6	596.2	589.5	746.4
3/10/77	723.5	716.5	596.7	588.4	745.5
3/11/77	711.4	703.7	591.6	580.5	738.5
3/12/77	703.2	694.2	586.4	575.3	732.4
3/13/77	694.4	685.5	583.8	573.1	726.2
3/14/77	683.9	673.6	581.3	569.1	718.3
3/15/77	674.6	664.4	577.8	567.1	710.8
3/16/77	677.0	668.0	582.2	573.7	713.3
3/17/77	682.8	674.5	589.4	582.3	719.3
3/18/77	682.9	675.3	595.2	587.7	720.9

## Daily DSM2 Model Output

Date	Avg Of B1-DB5	Avg Of B1-DB6	Avg Of B2-DB5	Avg Of B2-DB6	Avg Of H3-DB5
3/19/77	682.9	674.3	600.0	591.6	722.1
3/20/77	681.4	673.1	602.3	593.4	722.4
3/21/77	675.3	665.9	601.2	590.6	718.8
3/22/77	665.2	655.2	597.4	584.8	711.1
3/23/77	660.1	650.4	593.3	582.2	707.1
3/24/77	653.8	644.4	590.9	579.0	702.1
3/25/77	657.7	649.2	592.1	583.9	705.7
3/26/77	657.0	648.1	595.5	586.2	706.2
3/27/77	661.1	653.0	600.5	592.1	710.9
3/28/77	656.7	646.7	603.5	592.2	708.8
3/29/77	643.7	632.8	598.1	585.9	698.2
3/30/77	634.7	624.4	593.9	581.3	690.7
3/31/77	626.2	615.5	591.1	578.8	682.4
4/1/77	616.8	606.1	590.9	579.2	672.6
4/2/77	606.1	595.1	590.2	577.8	661.8
4/3/77	596.8	587.0	588.8	576.6	652.0
4/4/77	589.8	579.5	588.2	575.5	644.9
4/5/77	584.5	574.8	587.4	575.7	639.1
4/6/77	577.9	567.6	587.2	574.0	632.9
4/7/77	570.8	561.0	585.5	572.6	625.9
4/8/77	569.7	561.5	586.7	576.6	624.7
4/9/77	572.6	563.8	592.1	583.3	627.9
4/10/77	569.3	560.6	595.7	586.3	626.1
4/11/77	563.2	554.4	595.9	585.4	621.9
4/12/77	556.1	546.1	593.0	580.9	615.1
4/13/77	551.4	541.0	590.6	578.1	610.4
4/14/77	545.2	535.5	586.9	575.3	604.2
4/15/77	541.4	532.8	586.0	575.3	600.6
4/16/77	541.6	533.1	587.9	577.9	600.9
4/17/77	538.4	529.5	589.3	577.4	598.6
4/18/77	533.0	524.5	587.1	574.7	594.2
4/19/77	526.7	517.3	582.4	568.3	587.8
4/20/77	522.5	514.4	578.0	565.8	582.6
4/21/77	520.4	512.1	576.3	564.4	580.4
4/22/77	516.3	508.3	573.1	561.3	576.3
4/23/77	514.4	506.2	571.9	559.8	574.5
4/24/77	512.9	504.6	570.3	558.5	572.9
4/25/77	514.1	505.6	571.6	560.5	574.4
4/26/77	511.3	502.9	570.3	559.0	572.3
4/27/77	508.4	499.8	567.4	555.6	569.7
4/28/77	503.1	494.2	561.3	548.9	563.5
4/29/77	495.3	485.2	552.3	537.7	554.3
4/30/77	486.8	478.2	540.2	527.5	542.7
5/1/77	488.2	481.2	537.8	527.3	540.9
5/2/77	487.6	481.3	534.1	524.0	537.2

## Daily DSM2 Model Output

Date	Avg Of B1-DB5	Avg Of B1-DB6	Avg Of B2-DB5	Avg Of B2-DB6	Avg Of H3-DB5
5/3/77	489.7	482.9	532.3	522.3	535.5
5/4/77	491.4	485.1	530.7	521.5	534.2
5/5/77	491.2	485.0	528.3	519.2	531.1
5/6/77	491.2	484.7	524.9	516.7	527.4
5/7/77	491.8	485.5	523.3	515.8	525.3
5/8/77	491.3	484.7	521.3	513.6	522.4
5/9/77	496.2	490.3	523.1	517.0	525.3
5/10/77	497.3	490.6	523.9	516.6	524.1
5/11/77	492.6	486.2	518.8	511.0	517.3
5/12/77	490.4	484.5	515.1	507.6	513.4
5/13/77	487.8	481.9	511.7	504.2	509.3
5/14/77	486.0	480.8	509.2	502.8	507.1
5/15/77	486.9	481.5	509.8	503.6	507.5
5/16/77	487.7	482.6	509.9	503.9	507.4
5/17/77	484.7	479.2	507.3	500.6	504.2
5/18/77	480.2	474.7	502.8	496.0	498.7
5/19/77	478.3	473.0	500.6	494.6	496.2
5/20/77	476.6	471.1	499.9	493.6	494.3
5/21/77	474.3	469.2	498.6	493.0	491.8
5/22/77	474.0	468.9	498.7	493.6	491.3
5/23/77	472.8	468.0	498.4	493.8	489.6
5/24/77	473.6	468.6	499.6	494.8	489.6
5/25/77	471.9	466.7	499.8	494.2	488.5
5/26/77	471.2	466.4	499.6	494.3	487.9
5/27/77	471.1	467.1	499.8	495.1	488.2
5/28/77	469.3	465.1	499.6	494.5	487.6
5/29/77	467.4	463.6	499.2	494.7	486.7
5/30/77	466.0	463.0	500.1	496.1	486.9
5/31/77	465.6	462.7	502.6	498.0	488.7
6/1/77	465.0	461.6	503.6	499.7	488.4
6/2/77	465.5	462.5	506.9	503.1	490.1
6/3/77	467.4	464.7	510.6	507.3	492.9
6/4/77	469.0	466.8	514.0	511.2	495.5
6/5/77	471.6	469.3	517.5	514.9	498.7
6/6/77	474.0	472.4	520.7	518.5	501.7
6/7/77	477.4	476.1	524.5	522.0	505.6
6/8/77	481.0	481.0	527.3	525.7	509.4
6/9/77	486.6	487.1	531.2	530.0	514.7
6/10/77	492.9	494.0	535.8	534.8	520.8
6/11/77	499.2	501.3	540.1	539.8	527.0
6/12/77	506.8	510.1	545.1	545.5	534.4
6/13/77	514.5	519.2	550.5	551.7	541.9
6/14/77	523.5	527.7	556.3	557.7	550.4
6/15/77	530.5	536.2	561.5	563.7	557.2
6/16/77	538.8	544.1	567.1	569.3	564.8

## Daily DSM2 Model Output

Date	Avg Of B1-DB5	Avg Of B1-DB6	Avg Of B2-DB5	Avg Of B2-DB6	Avg Of H3-DB5
6/17/77	544.4	549.8	571.3	573.6	569.9
6/18/77	550.1	554.7	575.3	577.2	575.0
6/19/77	554.2	558.9	578.4	580.2	578.7
6/20/77	557.8	562.4	581.1	582.8	581.9
6/21/77	561.7	566.8	583.5	585.4	585.4
6/22/77	566.7	572.3	586.3	588.5	589.9
6/23/77	572.6	578.9	589.7	592.0	595.2
6/24/77	580.9	587.6	593.4	596.1	602.4
6/25/77	588.9	596.2	597.1	600.3	609.3
6/26/77	594.5	601.7	599.8	602.9	614.2
6/27/77	598.4	605.0	601.1	604.0	617.7
6/28/77	600.7	607.0	601.5	604.2	619.6
6/29/77	602.6	608.2	601.4	603.7	621.1
6/30/77	601.2	607.3	599.4	601.9	619.4
7/1/77	601.2	609.0	596.9	600.0	619.3
7/2/77	603.2	612.6	595.1	599.0	621.3
7/3/77	607.3	616.3	595.3	598.6	625.2
7/4/77	612.3	619.1	596.1	598.5	629.9
7/5/77	616.9	624.9	596.6	599.7	634.6
7/6/77	626.7	637.2	599.2	603.8	644.2
7/7/77	640.7	654.8	605.2	612.4	658.0
7/8/77	654.2	669.3	613.4	621.1	671.0
7/9/77	665.4	680.5	620.6	628.7	681.2
7/10/77	673.5	689.3	626.3	635.5	688.5
7/11/77	674.3	690.9	628.5	638.1	688.6
7/12/77	675.1	688.9	629.8	637.7	688.7
7/13/77	673.7	685.8	628.4	635.9	686.3
7/14/77	668.8	681.0	625.8	632.8	681.3
7/15/77	665.5	675.7	623.1	628.8	677.4
7/16/77	660.3	671.9	619.4	625.5	672.0
7/17/77	660.4	670.1	618.2	623.5	671.7
7/18/77	658.5	668.6	616.2	621.8	669.6
7/19/77	656.6	667.6	614.3	620.3	667.5
7/20/77	659.1	669.9	614.4	620.4	669.5
7/21/77	662.9	674.2	615.8	622.5	673.1
7/22/77	667.7	679.6	619.0	626.2	678.1
7/23/77	672.7	685.2	623.1	630.7	683.0
7/24/77	676.7	690.7	626.3	635.3	686.7
7/25/77	681.9	694.8	630.9	639.5	691.5
7/26/77	683.7	695.4	633.3	641.2	692.9
7/27/77	682.6	693.9	633.2	641.0	691.4
7/28/77	680.2	692.1	631.7	640.2	688.7
7/29/77	679.7	692.6	631.5	641.0	687.7
7/30/77	679.5	690.5	632.4	640.2	686.5
7/31/77	679.8	692.3	630.4	640.5	684.4

## Daily DSM2 Model Output

Date	Avg Of B1-DB5	Avg Of B1-DB6	Avg Of B2-DB5	Avg Of B2-DB6	Avg Of H3-DB5
8/1/77	688.5	704.4	634.4	646.1	688.9
8/2/77	700.8	716.1	642.4	653.9	697.2
8/3/77	712.9	728.8	651.3	663.8	706.4
8/4/77	725.7	743.2	662.4	676.4	717.9
8/5/77	734.9	755.5	673.2	688.6	728.2
8/6/77	740.9	765.6	680.0	699.2	734.0
8/7/77	748.0	771.0	689.1	707.5	742.3
8/8/77	750.0	771.5	693.6	711.3	745.4
8/9/77	748.1	768.5	693.5	711.3	743.2
8/10/77	741.8	763.1	690.4	708.7	737.8
8/11/77	734.9	755.2	688.3	704.2	732.9
8/12/77	728.4	746.3	682.8	697.4	725.5
8/13/77	719.0	739.8	674.4	690.7	715.0
8/14/77	716.6	734.0	670.3	683.7	709.8
8/15/77	714.8	732.2	666.0	678.9	704.9
8/16/77	717.1	733.5	663.4	677.3	701.8
8/17/77	716.8	737.0	662.7	677.6	700.2
8/18/77	723.5	741.8	666.8	680.0	704.5
8/19/77	729.7	746.6	668.6	683.0	706.1
8/20/77	733.6	751.4	670.8	685.9	709.4
8/21/77	737.6	756.7	674.0	689.9	711.3
8/22/77	739.6	759.9	675.2	692.4	710.8
8/23/77	740.1	760.1	675.3	691.8	710.7
8/24/77	740.8	760.5	674.5	690.2	708.7
8/25/77	743.5	762.7	675.3	690.5	709.0
8/26/77	745.2	765.8	675.2	690.6	708.1
8/27/77	748.7	770.1	674.3	690.0	707.1
8/28/77	757.4	781.3	677.5	694.5	711.0
8/29/77	774.4	796.1	686.7	703.4	720.7
8/30/77	787.4	812.0	696.8	714.7	731.4
8/31/77	793.2	817.5	703.5	721.6	735.4
9/1/77	790.4	814.0	706.2	724.7	735.5
9/2/77	789.0	815.0	708.3	728.4	736.7
9/3/77	796.7	824.8	716.3	734.7	745.2
9/4/77	805.0	836.9	724.6	742.5	753.4
9/5/77	818.4	850.5	730.4	751.1	765.5
9/6/77	827.4	859.4	736.3	758.2	773.6
9/7/77	830.3	861.8	742.9	762.7	776.1
9/8/77	831.6	859.1	746.1	764.1	777.4
9/9/77	826.2	851.8	741.0	761.7	772.6
9/10/77	818.8	845.6	739.3	758.7	765.8
9/11/77	811.8	836.9	736.3	753.7	759.7
9/12/77	808.4	831.4	733.7	750.1	756.6
9/13/77	806.0	829.0	731.3	747.3	754.7
9/14/77	805.6	829.1	730.1	747.6	754.5

## Daily DSM2 Model Output

Date	Avg Of B1-DB5	Avg Of B1-DB6	Avg Of B2-DB5	Avg Of B2-DB6	Avg Of H3-DB5
9/15/77	807.1	834.1	730.2	751.1	756.1
9/16/77	810.9	840.0	734.5	754.2	759.0
9/17/77	816.2	842.6	737.6	756.5	763.5
9/18/77	821.0	846.6	740.3	757.9	767.3
9/19/77	822.6	844.5	742.3	755.6	769.0
9/20/77	819.0	844.5	739.2	753.8	766.1
9/21/77	829.2	859.1	742.0	761.9	774.8
9/22/77	843.3	871.9	752.1	771.4	789.1
9/23/77	849.8	877.3	758.0	777.0	796.5
9/24/77	853.9	882.9	760.7	781.2	801.7
9/25/77	859.4	891.4	767.3	787.0	808.2
9/26/77	869.8	898.7	773.2	791.9	818.7
9/27/77	878.7	909.4	781.0	799.9	827.9
9/28/77	888.4	918.5	784.7	806.2	835.8
9/29/77	893.0	926.3	789.5	811.1	842.3
9/30/77	916.6	958.3	794.8	817.3	853.1
10/1/77	956.6	999.4	801.0	819.9	867.0
10/2/77	984.3	1024.9	801.7	820.5	874.7
10/3/77	1003.5	1044.5	801.7	820.7	879.0
10/4/77	1017.1	1055.5	803.1	820.1	882.9
10/5/77	1021.7	1060.6	803.4	819.2	884.6
10/6/77	1023.5	1063.1	805.2	818.9	885.5
10/7/77	1027.5	1066.2	805.0	821.5	890.4
10/8/77	1029.1	1067.3	807.7	827.2	897.2
10/9/77	1027.6	1065.9	814.5	831.7	904.9
10/10/77	1025.7	1064.9	815.6	834.0	905.9
10/11/77	1025.3	1060.7	817.0	832.6	908.0
10/12/77	1022.7	1058.8	813.1	829.8	902.6
10/13/77	1018.7	1055.0	810.9	824.3	899.4
10/14/77	1019.5	1054.8	805.6	819.7	893.4
10/15/77	1023.7	1060.1	802.0	819.4	890.8
10/16/77	1030.4	1067.1	802.4	820.9	894.9
10/17/77	1038.6	1070.5	804.6	819.7	901.3
10/18/77	1044.6	1076.1	804.6	815.7	903.4
10/19/77	1052.5	1084.1	801.7	812.5	903.5
10/20/77	1058.3	1093.7	798.9	809.5	901.9
10/21/77	1071.6	1106.8	793.6	807.3	898.6
10/22/77	1081.4	1122.5	791.4	807.2	898.7
10/23/77	1094.7	1135.2	790.8	806.0	898.6
10/24/77	1104.1	1148.8	788.0	803.7	894.3
10/25/77	1120.5	1169.0	789.2	804.1	897.5
10/26/77	1133.0	1179.8	790.5	804.5	901.9
10/27/77	1145.1	1192.5	787.7	803.9	899.5
10/28/77	1146.4	1195.4	786.4	799.3	897.8
10/29/77	1156.2	1205.7	782.9	796.3	894.2

## Daily DSM2 Model Output

Date	Avg Of B1-DB5	Avg Of B1-DB6	Avg Of B2-DB5	Avg Of B2-DB6	Avg Of H3-DB5
10/30/77	1167.0	1216.3	780.0	791.5	891.0
10/31/77	1169.1	1217.8	777.6	787.6	889.2
11/1/77	1169.8	1223.0	774.2	786.3	905.0
11/2/77	1184.6	1237.2	773.4	786.4	925.0
11/3/77	1199.2	1243.5	775.9	787.6	928.8
11/4/77	1195.0	1252.6	776.5	789.3	924.6
11/5/77	1203.1	1249.6	780.5	790.0	922.5
11/6/77	1207.8	1255.5	775.7	788.5	918.7
11/7/77	1204.3	1257.4	773.6	786.5	912.5
11/8/77	1204.0	1255.3	769.7	782.5	906.7
11/9/77	1200.6	1250.1	765.7	776.1	904.8
11/10/77	1198.8	1248.5	759.1	769.6	904.7
11/11/77	1194.0	1239.5	753.4	763.4	903.3
11/12/77	1183.5	1230.2	748.3	757.0	900.1
11/13/77	1176.4	1220.3	743.2	750.0	902.1
11/14/77	1172.1	1216.0	738.6	742.7	903.5
11/15/77	1176.8	1217.7	731.9	736.0	913.2
11/16/77	1190.5	1229.2	725.8	730.2	928.5
11/17/77	1201.8	1244.0	720.9	726.9	942.6
11/18/77	1204.3	1249.0	721.8	727.9	953.5
11/19/77	1208.2	1256.2	721.6	727.0	963.9
11/20/77	1224.7	1275.9	719.1	728.8	986.6
11/21/77	1223.6	1274.8	722.5	732.1	993.5
11/22/77	1214.4	1257.1	726.3	730.6	990.9
11/23/77	1207.0	1256.6	722.4	726.2	1000.2
11/24/77	1215.8	1269.4	717.4	723.6	1019.6
11/25/77	1231.9	1286.2	715.9	724.2	1039.4
11/26/77	1241.0	1289.6	716.2	724.0	1056.9
11/27/77	1235.6	1287.6	717.6	723.9	1062.4
11/28/77	1240.2	1290.4	717.4	723.2	1076.2
11/29/77	1248.1	1303.3	714.8	722.9	1094.6
11/30/77	1257.2	1304.2	715.1	724.3	1109.0
12/1/77	1263.2	1307.2	722.0	735.7	1116.2
12/2/77	1276.0	1319.9	737.5	751.5	1131.3
12/3/77	1278.2	1328.1	745.2	759.8	1139.2
12/4/77	1274.9	1323.1	743.9	757.2	1144.8
12/5/77	1274.3	1324.0	739.9	752.3	1152.3
12/6/77	1264.9	1318.5	732.1	745.5	1151.1
12/7/77	1256.3	1308.1	725.4	738.2	1148.1
12/8/77	1250.2	1297.6	719.8	731.4	1148.0
12/9/77	1244.1	1286.2	714.5	725.5	1147.1
12/10/77	1234.4	1275.3	709.8	721.3	1143.3
12/11/77	1226.6	1266.8	706.8	719.1	1140.1
12/12/77	1223.2	1262.3	706.8	719.8	1140.1
12/13/77	1226.5	1269.8	709.8	724.7	1148.7



## Daily DSM2 Model Output

Date	Avg Of B1-DB5	Avg Of B1-DB6	Avg Of B2-DB5	Avg Of B2-DB6	Avg Of H3-DB5
12/14/77	1242.7	1274.7	717.7	731.0	1169.3
12/15/77	1247.8	1280.1	726.4	739.7	1178.0
12/16/77	1256.1	1298.2	736.5	753.1	1193.5
12/17/77	1273.1	1310.6	750.2	766.2	1210.6
12/18/77	1269.9	1313.4	755.2	773.7	1208.9
12/19/77	1282.7	1332.3	767.5	789.3	1226.0
12/20/77	1307.4	1357.9	786.3	810.2	1254.3
12/21/77	1309.2	1347.1	794.9	813.8	1258.1
12/22/77	1289.9	1325.6	790.8	808.7	1239.9
12/23/77	1270.4	1301.3	784.5	800.0	1220.2
12/24/77	1250.7	1282.6	778.5	795.2	1202.8
12/25/77	1238.5	1264.1	776.5	790.4	1192.6
12/26/77	1216.8	1240.8	768.7	782.6	1172.4
12/27/77	1195.3	1214.9	761.7	772.6	1154.0
12/28/77	1170.0	1188.4	750.6	761.8	1128.5
12/29/77	1146.8	1160.1	741.7	749.5	1107.9
12/30/77	1124.2	1135.7	732.2	738.6	1086.8
12/31/77	1100.5	1109.1	725.1	730.2	1064.0
1/1/78	1077.0	1089.3	723.7	727.5	1043.4
1/2/78	1045.0	1058.6	718.6	721.5	1014.9
1/3/78	1003.6	1014.0	712.0	714.1	983.6
1/4/78	972.0	972.0	702.1	703.4	954.3
1/5/78	942.8	936.7	692.8	690.9	927.7
1/6/78	910.9	903.5	683.7	679.2	900.7
1/7/78	880.6	874.7	675.1	670.0	873.5
1/8/78	857.5	852.0	669.5	664.3	853.8
1/9/78	835.6	830.1	667.3	660.2	834.4
1/10/78	815.4	808.5	662.8	655.0	817.8
1/11/78	795.4	787.7	660.3	648.9	797.4
1/12/78	778.7	771.1	655.8	644.2	781.4
1/13/78	758.9	753.5	648.5	637.9	762.2
1/14/78	751.9	743.3	646.8	635.7	752.1
1/15/78	728.6	726.0	639.6	629.9	733.6
1/16/78	708.2	699.8	634.1	620.9	711.0
1/17/78	696.6	682.0	630.1	615.1	696.4
1/18/78	687.9	673.1	627.3	612.7	686.5
1/19/78	685.5	668.9	630.0	614.5	677.9
1/20/78	686.7	671.6	636.2	621.0	676.7
1/21/78	691.8	677.2	643.9	629.2	677.0
1/22/78	697.5	682.6	652.1	637.8	677.8
1/23/78	700.8	686.7	660.3	645.5	678.5
1/24/78	702.0	688.7	666.4	652.8	678.8
1/25/78	704.4	687.0	674.1	658.5	681.3
1/26/78	697.7	681.9	677.7	662.3	681.6
1/27/78	694.3	675.1	681.9	664.7	682.9

## Daily DSM2 Model Output

Date	Avg Of B1-DB5	Avg Of B1-DB6	Avg Of B2-DB5	Avg Of B2-DB6	Avg Of H3-DB5
1/28/78	682.9	668.1	682.3	666.7	679.0
1/29/78	678.0	667.1	683.8	671.2	679.9
1/30/78	664.2	656.8	683.1	670.8	675.1
1/31/78	666.7	647.8	677.9	663.7	662.2
2/1/78	690.9	676.6	677.3	664.9	648.2
2/2/78	712.7	700.0	679.0	666.8	637.2
2/3/78	733.8	721.7	681.9	668.8	630.2
2/4/78	753.6	742.7	685.7	671.6	626.3
2/5/78	773.0	763.1	688.7	674.8	621.0
2/6/78	789.1	782.3	692.6	678.6	616.9
2/7/78	800.5	797.9	695.2	682.3	613.9
2/8/78	795.5	803.1	699.4	686.6	611.1
2/9/78	754.9	780.1	705.4	692.2	608.5
2/10/78	670.1	707.0	712.6	700.5	609.1
2/11/78	577.9	607.4	724.4	714.8	613.4
2/12/78	530.1	543.2	737.3	729.2	616.9
2/13/78	512.3	518.6	745.2	746.9	630.8
2/14/78	506.1	510.5	689.4	716.3	653.1
2/15/78	503.2	506.7	593.8	626.9	670.3
2/16/78	501.1	504.3	538.2	552.3	681.5
2/17/78	499.1	501.9	521.5	527.4	674.3
2/18/78	497.1	499.4	512.5	516.9	633.8
2/19/78	495.7	497.7	508.7	511.9	578.0
2/20/78	494.6	496.6	505.9	509.4	540.8
2/21/78	494.8	496.7	503.8	506.5	528.9
2/22/78	495.4	497.4	504.5	507.0	525.7
2/23/78	496.7	498.7	506.5	508.9	529.2
2/24/78	498.9	500.9	510.5	512.8	539.0
2/25/78	502.1	504.2	513.7	516.8	550.5
2/26/78	506.4	508.4	527.7	527.7	578.1
2/27/78	512.3	514.2	551.7	550.9	601.1
2/28/78	514.3	517.6	571.6	570.5	621.5
3/1/78	517.5	519.6	582.6	581.4	633.2
3/2/78	526.4	526.9	595.0	593.6	635.1
3/3/78	537.9	537.4	596.8	596.9	639.4
3/4/78	549.4	549.2	608.6	608.5	638.5
3/5/78	565.5	563.7	631.4	627.8	632.9
3/6/78	580.0	579.6	644.5	639.9	630.2
3/7/78	584.2	586.1	650.5	645.5	632.4
3/8/78	579.2	583.0	656.5	651.0	633.6
3/9/78	570.5	574.5	665.3	660.5	631.8
3/10/78	563.3	566.7	679.9	673.7	622.5
3/11/78	555.3	558.9	682.5	687.4	583.6
3/12/78	549.9	552.4	602.2	620.0	557.0
3/13/78	546.4	548.3	557.6	564.7	547.5

## Daily DSM2 Model Output

Date	Avg Of B1-DB5	Avg Of B1-DB6	Avg Of B2-DB5	Avg Of B2-DB6	Avg Of H3-DB5
3/14/78	544.6	545.4	545.8	547.8	544.5
3/15/78	544.3	544.7	545.0	545.6	544.0
3/16/78	543.9	544.4	545.3	546.2	543.9
3/17/78	544.2	544.6	546.0	546.9	544.4
3/18/78	545.4	545.9	546.5	547.4	545.3
3/19/78	546.6	547.7	548.0	549.5	546.3
3/20/78	548.5	550.2	550.5	552.5	548.3
3/21/78	549.6	551.5	553.5	555.2	551.0
3/22/78	551.1	552.7	567.6	567.3	559.0
3/23/78	552.8	554.5	586.8	585.9	569.1
3/24/78	555.2	557.1	604.6	602.8	580.0
3/25/78	556.3	558.6	618.2	616.4	587.9
3/26/78	557.0	559.4	630.2	628.3	592.8
3/27/78	557.0	559.4	645.1	642.4	595.1
3/28/78	557.8	560.2	654.6	651.1	599.9
3/29/78	557.0	559.8	663.4	659.5	602.7
3/30/78	557.5	560.4	666.8	662.6	605.0
3/31/78	553.2	556.5	671.1	666.6	600.0
4/1/78	544.4	547.6	675.0	670.8	591.6
4/2/78	532.3	537.9	674.2	668.9	586.2
4/3/78	446.9	476.6	672.4	667.3	576.7
4/4/78	322.4	340.1	676.9	671.5	543.0
4/5/78	282.8	291.7	676.7	670.9	464.1
4/6/78	265.0	268.0	670.4	680.3	322.5
4/7/78	261.4	262.8	430.8	475.7	271.7
4/8/78	259.4	260.7	297.8	313.4	260.5
4/9/78	258.2	259.2	262.2	265.4	258.1
4/10/78	257.5	258.2	258.5	259.4	257.3
4/11/78	256.8	257.3	257.2	257.7	256.5
4/12/78	256.2	256.5	256.2	256.5	255.9
4/13/78	255.8	256.1	255.6	255.9	255.5
4/14/78	255.8	256.1	255.5	255.8	255.6
4/15/78	255.1	255.8	254.7	255.4	254.9
4/16/78	255.0	255.8	254.6	255.5	254.8
4/17/78	255.2	256.1	254.9	255.7	255.1
4/18/78	255.3	256.1	254.9	255.7	255.1
4/19/78	255.4	256.2	255.0	255.8	255.2
4/20/78	255.3	256.0	254.9	255.6	255.1
4/21/78	255.5	256.1	255.1	255.8	255.3
4/22/78	255.6	256.2	255.2	255.8	255.4
4/23/78	255.7	256.3	255.3	255.9	255.5
4/24/78	255.6	256.2	255.2	255.7	255.4
4/25/78	255.5	256.0	255.1	255.6	255.3
4/26/78	255.5	256.0	255.1	255.5	255.3
4/27/78	255.3	255.8	254.9	255.4	255.1

## Daily DSM2 Model Output

Date	Avg Of B1-DB5	Avg Of B1-DB6	Avg Of B2-DB5	Avg Of B2-DB6	Avg Of H3-DB5
4/28/78	254.9	255.6	254.5	255.1	254.7
4/29/78	260.6	259.5	260.6	259.1	257.6
4/30/78	269.3	270.7	269.0	271.5	267.3
5/1/78	263.2	264.8	255.6	257.0	260.3
5/2/78	247.2	252.9	227.6	234.9	237.7
5/3/78	213.1	217.8	203.3	204.8	208.6
5/4/78	206.9	207.9	201.9	202.6	205.5
5/5/78	206.9	207.6	201.8	202.5	205.4
5/6/78	206.6	207.3	201.8	202.4	205.4
5/7/78	206.7	207.3	202.0	202.6	205.5
5/8/78	207.0	207.5	202.1	202.7	206.0
5/9/78	207.1	207.5	202.3	202.9	206.4
5/10/78	207.3	207.3	202.3	203.0	206.4
5/11/78	207.8	208.1	202.5	202.9	206.7
5/12/78	209.6	210.8	203.0	203.3	207.1
5/13/78	211.9	212.7	203.3	203.7	208.1
5/14/78	213.2	214.0	203.4	204.1	208.8
5/15/78	214.5	215.3	203.8	204.5	209.6
5/16/78	216.4	216.6	204.6	205.3	211.0
5/17/78	222.5	221.4	205.7	206.4	213.8
5/18/78	227.5	226.7	206.7	207.4	216.3
5/19/78	231.5	231.4	207.4	208.2	217.7
5/20/78	235.5	235.6	208.1	209.0	219.3
5/21/78	239.2	239.6	208.7	209.7	220.5
5/22/78	242.6	243.5	208.7	209.9	220.7
5/23/78	245.9	246.8	208.9	209.9	221.0
5/24/78	248.6	249.8	208.9	210.0	221.1
5/25/78	250.5	252.2	208.2	209.4	220.1
5/26/78	252.6	254.5	207.9	209.1	219.6
5/27/78	255.9	256.8	207.7	209.0	220.0
5/28/78	259.5	259.0	208.6	209.6	222.2
5/29/78	261.2	261.1	210.4	211.2	226.7
5/30/78	263.4	262.7	213.0	213.4	232.2
5/31/78	265.7	264.9	221.5	220.3	239.9
6/1/78	265.5	264.4	229.0	227.8	247.4
6/2/78	264.8	263.1	235.3	234.6	254.8
6/3/78	263.4	261.4	241.0	240.5	261.6
6/4/78	260.6	258.4	245.6	244.7	267.2
6/5/78	258.8	256.2	248.8	247.2	273.4
6/6/78	256.7	254.6	250.2	248.7	282.2
6/7/78	255.8	253.2	252.1	250.9	292.9
6/8/78	254.8	252.6	256.2	256.0	304.5
6/9/78	254.6	252.8	264.2	263.9	314.9
6/10/78	257.0	255.8	274.5	274.1	324.4
6/11/78	261.9	260.2	287.1	286.0	329.8

## Daily DSM2 Model Output

Date	Avg Of B1-DB5	Avg Of B1-DB6	Avg Of B2-DB5	Avg Of B2-DB6	Avg Of H3-DB5
6/12/78	268.5	265.6	300.9	299.4	329.9
6/13/78	279.8	273.2	316.8	314.6	326.8
6/14/78	289.9	281.6	333.4	331.3	320.6
6/15/78	299.7	291.5	350.8	348.5	326.0
6/16/78	308.4	298.9	367.7	364.9	338.3
6/17/78	316.0	304.5	382.4	378.8	351.1
6/18/78	323.4	310.9	394.3	390.5	363.8
6/19/78	327.5	315.2	403.4	400.1	370.9
6/20/78	333.8	320.8	412.0	408.3	380.7
6/21/78	337.7	323.8	419.9	415.7	389.4
6/22/78	340.1	325.8	426.8	421.8	397.9
6/23/78	342.9	328.4	432.0	427.6	408.5
6/24/78	343.4	328.7	436.9	432.3	417.7
6/25/78	339.5	324.0	438.9	433.8	415.0
6/26/78	340.1	319.7	438.6	432.6	412.5
6/27/78	339.7	323.2	439.2	433.7	415.8
6/28/78	339.7	320.2	440.0	434.4	416.7
6/29/78	334.7	315.8	440.6	434.5	416.7
6/30/78	329.7	311.5	441.7	430.2	412.0
7/1/78	322.3	309.6	433.5	420.7	404.2
7/2/78	326.0	313.8	431.6	418.2	395.4
7/3/78	328.6	315.9	429.4	416.7	392.0
7/4/78	329.4	317.6	427.8	414.4	389.3
7/5/78	329.7	318.6	425.0	411.6	386.9
7/6/78	330.5	320.3	421.9	408.9	383.6
7/7/78	333.6	323.5	421.6	409.0	383.2
7/8/78	334.8	325.2	419.3	407.0	379.2
7/9/78	334.8	326.0	415.1	402.8	375.6
7/10/78	335.7	326.9	411.2	398.8	372.1
7/11/78	336.4	327.5	405.8	393.9	368.7
7/12/78	339.4	328.1	406.4	392.4	371.1
7/13/78	339.4	328.0	401.3	386.0	368.3
7/14/78	339.7	328.3	398.2	381.2	365.4
7/15/78	340.6	328.1	391.6	375.6	359.6
7/16/78	338.4	327.0	385.8	370.2	352.5
7/17/78	337.2	326.5	380.1	365.9	345.6
7/18/78	337.0	327.2	379.4	365.0	343.8
7/19/78	337.4	328.1	378.1	363.3	342.0
7/20/78	336.8	326.8	373.4	359.2	338.2
7/21/78	337.1	326.9	370.5	357.7	336.3
7/22/78	337.4	327.1	368.3	357.1	334.3
7/23/78	334.4	325.1	363.4	352.0	330.7
7/24/78	332.7	323.0	357.7	346.9	326.7
7/25/78	330.7	322.0	358.3	346.6	329.3
7/26/78	329.3	319.4	355.1	340.6	326.3

## Daily DSM2 Model Output

Date	Avg Of B1-DB5	Avg Of B1-DB6	Avg Of B2-DB5	Avg Of B2-DB6	Avg Of H3-DB5
7/27/78	327.0	316.2	348.1	334.2	322.4
7/28/78	324.7	314.3	343.4	329.6	317.5
7/29/78	322.1	312.4	339.5	325.1	312.4
7/30/78	318.4	308.8	333.9	319.5	306.7
7/31/78	317.3	307.8	327.3	317.5	303.1
8/1/78	317.0	306.0	328.9	318.2	297.3
8/2/78	310.6	299.3	327.3	316.8	293.3
8/3/78	306.5	296.8	325.3	315.5	292.9
8/4/78	306.0	295.5	324.2	314.5	290.4
8/5/78	302.0	292.8	321.4	312.2	288.9
8/6/78	300.9	292.0	319.6	310.8	287.3
8/7/78	299.7	291.8	318.7	310.5	287.0
8/8/78	297.4	289.7	316.3	307.7	287.8
8/9/78	300.0	288.1	315.6	307.1	287.1
8/10/78	299.9	286.8	313.9	304.1	286.8
8/11/78	299.3	287.9	311.2	301.9	288.8
8/12/78	297.9	287.9	310.9	300.9	288.7
8/13/78	296.3	288.4	309.2	299.8	289.5
8/14/78	295.2	288.9	307.6	298.9	290.0
8/15/78	295.9	291.0	307.3	299.6	291.1
8/16/78	296.8	293.0	307.1	300.1	291.4
8/17/78	298.8	295.5	307.7	300.6	293.6
8/18/78	301.4	298.9	307.2	299.2	297.6
8/19/78	304.9	303.4	304.6	297.5	302.8
8/20/78	309.6	308.9	304.0	297.2	308.3
8/21/78	314.0	314.3	302.9	297.0	314.6
8/22/78	319.8	320.2	302.8	296.3	320.7
8/23/78	325.2	326.6	301.5	294.6	327.5
8/24/78	330.9	333.2	300.4	292.7	333.6
8/25/78	336.6	339.9	298.8	291.2	339.1
8/26/78	341.9	345.8	298.4	290.9	344.9
8/27/78	346.5	351.3	298.4	291.4	350.1
8/28/78	351.6	356.4	297.9	291.4	355.7
8/29/78	355.6	361.3	298.4	292.3	360.4
8/30/78	360.6	366.8	298.7	292.2	366.4
8/31/78	366.8	373.8	297.0	291.4	371.4
9/1/78	373.7	379.4	297.8	292.3	371.4
9/2/78	378.4	383.7	299.7	294.6	371.9
9/3/78	382.6	388.6	301.5	296.3	373.5
9/4/78	387.7	393.7	302.5	296.8	377.2
9/5/78	392.4	398.4	302.7	297.6	379.3
9/6/78	397.2	403.4	305.3	299.2	380.5
9/7/78	402.4	409.0	306.5	301.1	381.8
9/8/78	408.3	415.9	305.6	300.4	383.2
9/9/78	414.1	422.0	306.1	300.8	384.7

## Daily DSM2 Model Output

Date	Avg Of B1-DB5	Avg Of B1-DB6	Avg Of B2-DB5	Avg Of B2-DB6	Avg Of H3-DB5
9/10/78	419.1	427.5	307.2	302.5	384.2
9/11/78	425.6	434.3	307.6	302.5	382.2
9/12/78	431.9	439.9	306.7	302.1	380.5
9/13/78	436.2	444.5	308.8	303.6	377.8
9/14/78	441.7	450.9	309.9	305.2	375.0
9/15/78	449.0	458.6	310.7	306.0	372.1
9/16/78	457.8	468.7	312.9	307.5	369.6
9/17/78	466.2	477.8	315.5	311.2	368.9
9/18/78	477.2	490.4	318.2	313.0	367.6
9/19/78	487.9	504.0	318.0	312.8	364.4
9/20/78	500.3	515.4	317.3	310.8	360.1
9/21/78	509.4	524.4	316.0	309.4	356.4
9/22/78	515.9	531.4	313.8	307.6	352.8
9/23/78	520.1	537.6	311.7	305.0	348.1
9/24/78	522.5	539.1	310.4	303.8	344.9
9/25/78	524.9	539.9	310.1	303.9	343.3
9/26/78	525.0	540.0	312.5	306.3	343.1
9/27/78	526.4	542.1	313.7	308.0	342.3
9/28/78	530.6	546.9	313.8	307.5	339.7
9/29/78	535.2	551.7	312.7	306.7	336.2
9/30/78	534.1	551.4	315.3	308.6	335.0
10/1/78	527.2	548.5	319.2	313.2	333.4
10/2/78	535.6	555.7	322.8	318.4	333.3
10/3/78	540.6	560.3	327.7	323.1	333.6
10/4/78	544.5	564.0	332.1	328.3	335.0
10/5/78	548.6	570.0	336.8	332.7	336.3
10/6/78	553.6	575.9	340.8	336.6	337.6
10/7/78	560.8	582.2	343.8	339.6	336.4
10/8/78	567.0	585.8	346.2	342.7	335.3
10/9/78	566.2	586.5	349.3	345.6	335.3
10/10/78	567.8	588.5	351.4	347.5	334.4
10/11/78	569.8	589.7	352.2	347.6	331.6
10/12/78	568.8	589.4	352.5	347.3	329.0
10/13/78	567.0	589.0	353.4	348.3	330.2
10/14/78	569.4	590.9	353.4	349.0	329.8
10/15/78	574.6	595.3	350.8	345.3	326.6
10/16/78	579.0	599.7	345.7	340.0	321.0
10/17/78	583.5	604.3	342.6	336.6	319.9
10/18/78	587.5	610.0	339.5	334.0	318.3
10/19/78	592.1	616.1	337.7	332.1	317.1
10/20/78	596.9	620.8	337.1	331.8	317.5
10/21/78	600.2	624.8	337.5	332.3	318.5
10/22/78	605.9	630.3	338.3	333.1	318.0
10/23/78	609.5	634.2	337.0	331.2	316.9
10/24/78	607.9	630.0	337.2	331.3	318.8

## Daily DSM2 Model Output

Date	Avg Of B1-DB5	Avg Of B1-DB6	Avg Of B2-DB5	Avg Of B2-DB6	Avg Of H3-DB5
10/25/78	609.5	629.4	339.0	333.1	321.5
10/26/78	606.1	628.3	340.8	334.6	325.3
10/27/78	603.4	629.0	342.7	335.8	327.2
10/28/78	604.7	627.3	345.4	339.3	329.8
10/29/78	605.2	629.0	349.8	343.0	335.0
10/30/78	609.3	632.3	352.5	345.6	335.6
10/31/78	611.8	634.1	356.7	352.2	339.4
11/1/78	613.5	635.4	363.3	359.8	345.7
11/2/78	614.5	635.8	370.4	367.4	353.6
11/3/78	615.4	637.1	378.5	374.9	360.9
11/4/78	617.5	638.5	390.9	384.1	368.9
11/5/78	619.8	640.2	409.7	398.0	379.0
11/6/78	621.9	641.6	432.2	416.7	392.3
11/7/78	623.4	644.0	446.4	431.5	402.5
11/8/78	623.1	644.8	453.9	441.0	406.6
11/9/78	625.2	647.4	459.4	448.1	411.7
11/10/78	625.7	649.9	460.3	450.8	413.7
11/11/78	627.6	650.1	466.7	457.8	420.4
11/12/78	632.1	657.6	469.8	462.6	425.3
11/13/78	640.2	665.2	473.8	466.9	431.0
11/14/78	647.9	674.6	478.8	471.9	437.5
11/15/78	657.2	684.8	484.8	478.6	446.5
11/16/78	664.6	691.8	489.3	484.1	454.0
11/17/78	669.0	696.1	494.0	489.0	462.1
11/18/78	677.2	701.3	496.6	491.7	466.3
11/19/78	675.3	699.9	499.5	495.1	468.9
11/20/78	669.5	698.0	503.3	499.1	475.1
11/21/78	670.3	692.6	506.3	502.9	479.0
11/22/78	669.2	688.7	509.6	506.9	488.1
11/23/78	661.7	689.7	511.1	508.8	492.8
11/24/78	663.2	688.6	512.4	510.3	495.1
11/25/78	663.5	691.4	513.3	511.5	496.6
11/26/78	668.4	695.9	513.7	512.0	496.6
11/27/78	672.7	701.6	513.8	512.2	495.9
11/28/78	679.0	708.2	513.3	512.0	494.3
11/29/78	683.5	712.1	513.1	511.5	493.3
11/30/78	698.6	720.0	512.9	510.4	484.2
12/1/78	704.8	725.7	513.1	510.7	455.8
12/2/78	710.7	733.4	513.9	511.6	423.5
12/3/78	721.4	743.9	514.9	512.7	401.3
12/4/78	727.5	755.4	516.2	513.8	386.7
12/5/78	733.4	761.3	517.9	515.5	379.3
12/6/78	732.7	760.9	520.3	517.3	373.5
12/7/78	730.4	759.0	525.0	519.9	368.1
12/8/78	724.3	752.3	530.6	523.8	362.5



## Daily DSM2 Model Output

Date	Avg Of B1-DB5	Avg Of B1-DB6	Avg Of B2-DB5	Avg Of B2-DB6	Avg Of H3-DB5
12/9/78	718.3	744.7	531.3	524.2	353.6
12/10/78	709.1	731.9	533.3	525.1	346.7
12/11/78	700.4	717.9	536.8	527.4	341.4
12/12/78	689.7	706.6	541.1	530.4	334.2
12/13/78	687.9	702.7	548.4	536.5	330.7
12/14/78	689.1	706.2	553.9	540.3	325.3
12/15/78	694.0	714.3	555.8	542.4	321.8
12/16/78	702.4	725.1	552.9	538.6	319.2
12/17/78	716.2	738.7	554.8	541.3	320.8
12/18/78	727.7	756.5	567.3	553.8	325.2
12/19/78	747.4	782.8	588.0	572.8	330.0
12/20/78	784.1	827.7	596.3	580.4	333.2
12/21/78	811.5	870.1	592.5	578.9	339.8
12/22/78	837.0	901.1	593.1	578.9	349.9
12/23/78	855.0	916.8	592.7	578.7	357.2
12/24/78	882.3	944.4	584.6	570.6	363.8
12/25/78	907.9	967.8	581.0	566.4	370.5
12/26/78	938.6	990.4	577.6	563.1	376.9
12/27/78	968.5	1017.5	578.0	562.5	384.2
12/28/78	1000.8	1053.9	581.5	565.7	393.7
12/29/78	1046.3	1101.6	585.0	569.1	406.3
12/30/78	1089.5	1148.3	594.7	578.8	420.3
12/31/78	1131.0	1195.1	613.2	595.9	437.8
1/1/79	1173.8	1239.3	630.7	613.0	461.4
1/2/79	1215.5	1280.2	638.7	622.4	487.3
1/3/79	1244.5	1298.3	653.0	636.4	509.5
1/4/79	1256.1	1322.2	661.7	645.8	528.2
1/5/79	1266.8	1325.2	672.0	655.1	545.0
1/6/79	1281.6	1339.3	684.7	668.1	557.7
1/7/79	1292.4	1359.4	689.8	673.8	569.9
1/8/79	1293.8	1357.5	693.5	677.9	578.5
1/9/79	1291.1	1345.3	713.6	698.3	584.2
1/10/79	1297.1	1346.4	715.1	701.7	591.0
1/11/79	1288.0	1327.5	729.9	716.9	597.5
1/12/79	1269.8	1309.5	740.8	730.2	599.6
1/13/79	1258.3	1293.9	738.8	726.3	602.9
1/14/79	1231.0	1257.7	745.8	735.5	602.3
1/15/79	1197.0	1224.6	759.4	753.5	600.9
1/16/79	1168.2	1193.1	762.6	759.3	598.7
1/17/79	1143.8	1159.0	764.0	764.6	598.3
1/18/79	1110.5	1129.2	757.6	761.9	598.4
1/19/79	1079.0	1100.4	752.0	757.3	596.3
1/20/79	1039.5	1056.5	752.1	756.7	588.7
1/21/79	983.6	997.6	753.1	757.4	583.2
1/22/79	954.7	970.5	752.5	757.1	584.7

## Daily DSM2 Model Output

Date	Avg Of B1-DB5	Avg Of B1-DB6	Avg Of B2-DB5	Avg Of B2-DB6	Avg Of H3-DB5
1/23/79	921.8	928.3	756.0	759.5	578.5
1/24/79	884.9	888.7	756.5	760.2	572.6
1/25/79	857.5	862.2	751.6	756.6	573.6
1/26/79	821.7	822.0	750.8	755.6	572.2
1/27/79	783.5	781.3	754.2	758.5	565.9
1/28/79	755.1	752.0	757.7	761.6	561.9
1/29/79	722.5	719.0	762.1	765.3	559.0
1/30/79	694.8	693.5	766.4	770.0	553.8
1/31/79	675.8	679.2	774.7	774.3	555.7
2/1/79	670.1	670.0	785.5	778.8	551.9
2/2/79	674.9	669.8	769.9	760.3	547.2
2/3/79	660.6	653.9	726.4	713.2	537.9
2/4/79	643.9	641.0	674.0	661.2	529.3
2/5/79	635.9	634.4	641.3	630.3	526.8
2/6/79	626.6	624.8	622.9	609.8	522.6
2/7/79	619.9	616.1	610.0	596.2	519.5
2/8/79	620.1	612.6	603.7	590.1	520.1
2/9/79	608.3	602.6	591.7	578.0	512.8
2/10/79	605.0	596.3	583.8	569.7	507.2
2/11/79	592.3	585.0	569.7	558.4	501.1
2/12/79	579.0	569.4	557.9	544.5	493.3
2/13/79	571.9	566.7	550.0	541.2	488.7
2/14/79	589.6	580.9	557.0	547.3	490.0
2/15/79	581.7	569.9	555.4	544.9	487.1
2/16/79	584.2	576.2	563.2	555.2	486.2
2/17/79	573.7	564.0	561.4	553.0	479.8
2/18/79	564.9	555.9	557.1	548.6	476.8
2/19/79	558.9	547.9	553.3	543.7	475.6
2/20/79	544.8	538.3	542.7	534.1	470.4
2/21/79	556.2	548.8	549.2	542.6	477.1
2/22/79	564.1	557.6	556.6	549.8	479.7
2/23/79	579.8	570.5	566.5	559.4	481.9
2/24/79	587.0	578.3	571.8	564.1	479.3
2/25/79	594.1	586.5	574.6	567.7	476.8
2/26/79	612.1	606.2	589.2	584.2	483.3
2/27/79	619.4	614.4	585.0	593.0	494.3
2/28/79	607.9	617.4	512.5	538.4	499.1
3/1/79	463.7	489.3	435.6	444.2	506.2
3/2/79	422.5	430.8	414.9	423.9	514.2
3/3/79	331.4	352.6	323.0	336.4	517.0
3/4/79	295.2	299.0	296.8	300.1	513.6
3/5/79	292.9	294.2	293.1	293.9	512.1
3/6/79	293.0	294.2	293.0	293.8	511.7
3/7/79	293.9	295.1	293.7	294.8	510.2
3/8/79	294.6	296.1	294.4	295.7	508.2

## Daily DSM2 Model Output

Date	Avg Of B1-DB5	Avg Of B1-DB6	Avg Of B2-DB5	Avg Of B2-DB6	Avg Of H3-DB5
3/9/79	295.3	296.9	294.8	296.0	509.4
3/10/79	297.0	298.5	298.8	299.7	505.8
3/11/79	298.5	299.9	310.4	310.2	493.7
3/12/79	298.4	300.3	322.4	322.5	468.7
3/13/79	298.7	300.6	336.0	335.6	443.3
3/14/79	299.9	301.6	345.1	345.2	414.5
3/15/79	299.9	302.0	354.6	355.5	392.3
3/16/79	299.8	302.2	365.6	366.5	374.0
3/17/79	299.7	301.9	376.7	376.7	362.7
3/18/79	300.3	302.4	384.7	384.1	350.8
3/19/79	300.3	302.4	391.6	390.2	342.8
3/20/79	299.8	302.2	398.0	396.9	337.4
3/21/79	299.9	302.3	405.0	403.5	337.3
3/22/79	301.4	303.4	410.8	408.1	333.5
3/23/79	303.1	305.2	414.7	411.0	327.0
3/24/79	305.4	307.1	415.3	411.0	322.4
3/25/79	307.3	309.3	413.0	407.9	319.1
3/26/79	311.2	313.1	400.8	395.4	314.6
3/27/79	310.0	313.3	401.4	396.7	312.8
3/28/79	308.9	312.5	408.5	404.3	312.9
3/29/79	308.3	311.8	417.1	412.7	315.5
3/30/79	308.3	311.5	421.8	416.9	311.5
3/31/79	314.4	316.4	423.1	417.7	310.7
4/1/79	329.2	331.3	422.9	417.9	320.4
4/2/79	343.9	346.2	425.2	419.8	327.8
4/3/79	353.9	354.3	423.7	417.6	330.5
4/4/79	357.5	355.4	419.6	413.1	332.5
4/5/79	356.3	352.6	417.1	410.6	334.1
4/6/79	352.8	348.5	419.2	412.6	336.6
4/7/79	346.2	342.0	419.8	413.7	341.3
4/8/79	338.6	334.4	421.0	414.7	346.8
4/9/79	334.9	330.5	426.0	419.6	350.7
4/10/79	328.8	325.0	423.1	417.2	354.8
4/11/79	324.7	320.6	422.8	417.1	357.7
4/12/79	320.0	316.5	421.9	415.3	360.6
4/13/79	315.8	312.5	418.4	411.8	363.3
4/14/79	311.6	308.4	416.0	408.7	365.9
4/15/79	309.1	304.8	412.5	406.2	368.0
4/16/79	307.6	303.1	413.4	407.6	368.8
4/17/79	308.4	302.7	417.7	411.7	367.8
4/18/79	307.7	300.5	419.9	413.8	366.8
4/19/79	304.1	297.5	420.1	413.7	366.4
4/20/79	301.2	295.8	417.5	411.0	367.2
4/21/79	299.7	294.7	414.7	408.4	368.1
4/22/79	299.6	295.0	413.9	407.4	369.2

## Daily DSM2 Model Output

Date	Avg Of B1-DB5	Avg Of B1-DB6	Avg Of B2-DB5	Avg Of B2-DB6	Avg Of H3-DB5
4/23/79	300.0	295.2	414.6	409.5	369.8
4/24/79	298.7	293.5	415.1	409.7	371.2
4/25/79	296.3	290.4	412.0	406.9	374.1
4/26/79	297.6	293.0	417.8	413.2	372.9
4/27/79	298.4	292.7	421.3	416.3	371.3
4/28/79	295.4	290.7	422.0	417.1	371.1
4/29/79	293.6	288.2	423.2	418.1	370.9
4/30/79	293.2	286.4	423.1	418.3	370.2
5/1/79	293.1	285.7	423.0	418.1	368.8
5/2/79	292.3	284.2	421.6	416.0	368.6
5/3/79	291.3	283.2	419.6	414.1	368.7
5/4/79	288.7	281.6	413.9	408.1	371.4
5/5/79	290.6	282.7	411.8	406.0	372.0
5/6/79	289.7	283.0	408.7	403.6	373.1
5/7/79	289.0	282.7	409.8	404.6	372.0
5/8/79	288.0	280.7	410.3	405.6	371.1
5/9/79	284.6	277.9	409.2	404.2	371.7
5/10/79	283.4	276.1	409.0	404.3	372.3
5/11/79	281.3	274.0	406.1	401.8	374.4
5/12/79	278.3	272.2	403.0	398.5	377.2
5/13/79	276.8	271.0	401.0	396.1	379.1
5/14/79	276.1	270.5	400.2	396.0	380.1
5/15/79	276.9	270.4	401.3	397.5	381.4
5/16/79	275.1	267.8	402.0	397.5	382.7
5/17/79	273.7	265.8	400.0	395.1	384.0
5/18/79	272.6	265.9	396.8	391.6	384.8
5/19/79	272.4	267.4	395.9	390.5	382.2
5/20/79	275.1	269.5	396.1	391.5	375.7
5/21/79	275.7	270.6	396.9	392.4	367.9
5/22/79	275.8	270.6	396.1	391.3	360.5
5/23/79	276.2	271.1	394.1	389.5	352.5
5/24/79	277.5	272.3	392.4	386.8	331.8
5/25/79	280.5	276.0	416.8	410.0	321.4
5/26/79	285.1	281.0	394.5	404.0	318.7
5/27/79	290.6	286.9	353.2	359.6	316.1
5/28/79	295.0	291.4	345.8	348.3	315.2
5/29/79	297.8	294.1	337.3	339.4	314.8
5/30/79	299.9	295.8	335.6	336.3	314.9
5/31/79	306.2	302.2	340.1	340.7	318.5
6/1/79	319.7	316.5	350.1	350.9	325.0
6/2/79	329.1	327.2	361.5	362.8	332.2
6/3/79	334.9	333.9	370.8	370.8	338.2
6/4/79	340.7	338.7	375.9	373.6	345.3
6/5/79	344.7	341.8	375.5	372.0	351.7
6/6/79	345.3	341.5	371.6	367.8	351.9

## Daily DSM2 Model Output

Date	Avg Of B1-DB5	Avg Of B1-DB6	Avg Of B2-DB5	Avg Of B2-DB6	Avg Of H3-DB5
6/7/79	344.0	339.5	367.1	363.7	348.3
6/8/79	342.6	338.1	362.1	359.3	343.6
6/9/79	339.7	335.3	358.1	355.6	338.9
6/10/79	336.4	332.1	356.1	352.4	335.1
6/11/79	334.4	330.1	353.8	350.4	332.9
6/12/79	334.1	329.6	351.9	349.0	330.4
6/13/79	337.2	332.4	352.4	349.5	329.9
6/14/79	339.0	333.6	352.3	347.8	328.1
6/15/79	338.4	333.5	350.0	345.7	326.3
6/16/79	338.0	333.3	348.8	344.7	326.1
6/17/79	336.3	331.3	348.8	342.6	327.1
6/18/79	334.6	328.8	347.4	340.7	327.0
6/19/79	331.2	326.2	345.1	338.8	323.6
6/20/79	330.7	325.9	344.9	339.0	322.1
6/21/79	331.6	325.8	344.9	338.5	320.5
6/22/79	329.5	324.3	341.8	336.2	316.4
6/23/79	328.2	322.8	339.8	334.4	313.8
6/24/79	330.3	325.0	341.1	334.7	312.4
6/25/79	335.8	330.3	342.0	336.5	313.3
6/26/79	339.2	334.0	342.5	336.1	311.2
6/27/79	343.6	337.6	340.6	335.1	308.2
6/28/79	349.1	342.4	340.2	333.2	305.3
6/29/79	353.0	346.4	338.1	331.5	302.8
6/30/79	348.4	343.0	332.7	324.6	297.0
7/1/79	332.9	319.8	323.0	315.2	288.0
7/2/79	314.7	303.2	323.4	312.7	288.8
7/3/79	306.4	295.8	319.7	310.8	284.3
7/4/79	299.9	288.4	316.3	307.9	280.7
7/5/79	294.1	284.3	313.0	306.7	278.8
7/6/79	290.9	282.2	312.5	306.8	277.3
7/7/79	287.6	279.8	314.0	306.4	278.9
7/8/79	283.4	277.8	310.2	304.6	276.6
7/9/79	283.5	277.0	309.1	304.3	275.8
7/10/79	281.5	275.8	307.1	302.5	275.2
7/11/79	279.7	274.8	306.3	300.4	276.0
7/12/79	278.8	274.2	304.7	298.8	276.6
7/13/79	278.0	273.8	301.7	296.8	279.3
7/14/79	276.9	273.1	299.8	294.3	278.1
7/15/79	279.1	274.7	298.0	292.7	280.5
7/16/79	279.9	275.6	297.0	291.8	282.7
7/17/79	280.8	276.4	296.8	290.9	285.4
7/18/79	279.9	276.3	294.5	289.4	286.6
7/19/79	280.9	278.1	293.8	289.3	289.2
7/20/79	282.9	280.9	293.6	290.5	292.3
7/21/79	284.7	283.4	293.5	290.6	295.2

## Daily DSM2 Model Output

Date	Avg Of B1-DB5	Avg Of B1-DB6	Avg Of B2-DB5	Avg Of B2-DB6	Avg Of H3-DB5
7/22/79	286.9	286.5	294.1	290.4	299.3
7/23/79	290.9	290.8	293.3	290.5	303.7
7/24/79	294.9	295.8	295.1	291.5	309.3
7/25/79	300.1	301.2	295.1	292.5	314.4
7/26/79	305.1	306.6	297.0	294.0	320.5
7/27/79	309.6	311.8	299.6	295.3	326.4
7/28/79	314.4	316.7	299.2	295.5	331.5
7/29/79	318.9	321.4	299.9	295.4	337.0
7/30/79	322.9	324.9	299.1	295.5	340.3
7/31/79	326.5	327.1	300.0	295.0	343.2
8/1/79	326.3	327.6	296.9	292.5	343.3
8/2/79	326.3	328.1	296.1	292.4	343.8
8/3/79	326.8	328.4	296.9	293.1	344.6
8/4/79	326.7	328.3	297.6	294.2	344.1
8/5/79	326.5	328.2	296.6	293.6	343.7
8/6/79	326.9	328.8	294.4	291.9	343.1
8/7/79	327.5	329.8	293.6	291.5	343.2
8/8/79	329.8	331.4	293.9	290.7	343.9
8/9/79	332.3	333.8	293.2	290.2	344.7
8/10/79	336.0	337.1	293.3	289.5	346.4
8/11/79	339.3	341.4	292.3	289.0	349.7
8/12/79	345.3	346.6	293.0	289.5	352.9
8/13/79	350.3	352.1	295.3	291.0	356.5
8/14/79	356.2	358.7	294.8	290.4	360.6
8/15/79	362.6	365.7	294.0	289.5	366.0
8/16/79	368.5	371.7	294.0	289.6	370.9
8/17/79	373.7	377.1	293.7	289.6	375.7
8/18/79	378.9	382.1	293.3	289.7	380.7
8/19/79	382.1	386.1	295.0	290.4	384.8
8/20/79	387.2	390.2	294.5	290.2	388.2
8/21/79	390.4	394.3	295.0	290.4	392.5
8/22/79	394.9	398.7	295.3	290.6	395.8
8/23/79	399.4	403.9	295.4	290.4	400.1
8/24/79	405.3	410.1	294.8	289.4	404.6
8/25/79	411.5	416.6	293.8	288.6	410.0
8/26/79	417.8	423.4	293.2	287.4	416.4
8/27/79	423.7	429.7	292.4	286.6	421.3
8/28/79	429.2	435.4	292.1	285.8	426.6
8/29/79	433.3	440.0	291.7	285.3	432.0
8/30/79	437.7	444.2	290.5	285.2	435.9
8/31/79	441.1	447.4	290.4	285.2	439.9
9/1/79	443.2	449.5	291.6	287.1	447.6
9/2/79	446.1	452.1	292.3	288.3	449.8
9/3/79	450.1	456.3	292.2	288.6	453.2
9/4/79	453.7	461.6	293.6	289.0	456.3

## Daily DSM2 Model Output

Date	Avg Of B1-DB5	Avg Of B1-DB6	Avg Of B2-DB5	Avg Of B2-DB6	Avg Of H3-DB5
9/5/79	459.5	466.9	294.7	290.4	460.6
9/6/79	467.7	476.3	294.3	290.3	467.5
9/7/79	476.6	486.7	295.4	290.7	475.5
9/8/79	487.9	498.4	295.9	291.8	484.8
9/9/79	501.0	513.2	297.5	292.9	495.7
9/10/79	516.7	530.2	297.4	293.2	510.1
9/11/79	532.4	545.3	298.2	293.9	525.0
9/12/79	545.1	560.1	299.4	295.0	536.7
9/13/79	558.3	575.2	300.9	296.4	549.2
9/14/79	572.8	589.9	302.2	297.8	562.9
9/15/79	585.9	603.5	303.6	299.5	575.1
9/16/79	598.7	618.8	305.4	300.6	587.5
9/17/79	613.8	631.3	306.1	301.9	598.0
9/18/79	623.1	641.1	308.1	303.7	605.7
9/19/79	634.0	653.1	308.6	304.3	616.1
9/20/79	641.8	663.7	309.4	304.6	625.4
9/21/79	652.3	672.3	310.3	305.1	634.4
9/22/79	660.0	682.1	310.0	305.1	641.4
9/23/79	667.6	690.1	310.6	305.1	648.9
9/24/79	674.0	694.9	311.4	305.5	656.2
9/25/79	677.9	700.3	312.6	306.4	660.3
9/26/79	686.5	708.0	311.4	305.4	667.7
9/27/79	691.4	712.3	310.1	304.8	674.1
9/28/79	695.2	713.5	310.1	305.4	678.9
9/29/79	697.5	714.3	311.0	306.0	680.3
9/30/79	691.5	717.2	310.8	305.4	680.7
10/1/79	690.8	722.3	311.3	306.3	670.2
10/2/79	703.4	734.0	312.5	307.9	659.4
10/3/79	706.7	739.7	314.1	309.8	650.4
10/4/79	720.3	748.3	316.8	312.0	644.6
10/5/79	727.5	759.3	317.5	312.9	638.8
10/6/79	731.5	768.8	319.2	313.9	632.2
10/7/79	741.2	779.4	319.5	314.7	630.0
10/8/79	749.3	788.8	319.3	314.6	627.1
10/9/79	758.3	797.3	320.1	315.7	625.1
10/10/79	768.5	805.5	321.3	317.1	623.2
10/11/79	775.7	814.0	322.0	317.8	620.7
10/12/79	780.7	819.0	321.8	317.1	617.6
10/13/79	777.8	816.3	322.3	317.6	618.2
10/14/79	774.0	811.8	323.4	319.0	620.9
10/15/79	768.9	806.8	323.6	318.8	623.3
10/16/79	772.9	810.2	322.6	316.9	632.6
10/17/79	766.8	808.4	323.1	316.6	638.5
10/18/79	765.2	809.2	323.6	316.8	637.7
10/19/79	764.2	804.6	325.2	318.3	632.4

## Daily DSM2 Model Output

Date	Avg Of B1-DB5	Avg Of B1-DB6	Avg Of B2-DB5	Avg Of B2-DB6	Avg Of H3-DB5
10/20/79	756.3	795.2	328.5	321.6	623.3
10/21/79	754.6	794.3	330.3	323.9	611.3
10/22/79	755.1	791.7	331.9	324.6	598.9
10/23/79	754.0	785.2	333.4	325.6	587.5
10/24/79	745.0	778.9	334.8	327.3	573.3
10/25/79	743.4	771.1	339.6	333.6	569.6
10/26/79	735.8	766.1	344.9	338.2	559.8
10/27/79	736.2	765.7	347.8	341.5	549.5
10/28/79	733.6	764.2	350.4	344.7	544.2
10/29/79	729.6	764.6	352.0	344.6	533.4
10/30/79	732.9	761.0	352.3	344.6	525.9
10/31/79	722.4	755.8	354.4	347.3	515.8
11/1/79	714.7	745.8	355.8	346.9	505.5
11/2/79	707.9	740.0	355.8	345.6	493.0
11/3/79	703.0	733.4	355.5	345.4	480.7
11/4/79	700.9	730.8	354.7	344.2	469.7
11/5/79	702.8	734.5	352.5	340.7	459.1
11/6/79	708.5	738.5	349.9	339.2	448.8
11/7/79	713.3	741.9	350.0	340.7	444.9
11/8/79	714.6	746.6	351.9	342.8	441.5
11/9/79	722.5	759.6	351.7	342.6	436.5
11/10/79	735.2	771.9	351.3	344.1	433.2
11/11/79	746.1	781.9	353.9	347.5	432.3
11/12/79	759.0	799.8	357.8	351.0	438.5
11/13/79	758.0	804.1	362.8	356.4	434.4
11/14/79	764.6	808.0	366.4	361.3	429.8
11/15/79	767.0	812.4	370.4	365.6	431.1
11/16/79	778.2	821.6	373.7	369.1	429.6
11/17/79	782.1	823.4	376.9	372.9	432.4
11/18/79	785.1	826.3	380.1	377.1	434.7
11/19/79	790.8	835.2	383.8	380.9	435.5
11/20/79	799.2	840.5	386.6	384.7	438.1
11/21/79	804.0	848.0	390.7	389.7	442.1
11/22/79	809.5	849.9	395.6	395.0	444.3
11/23/79	809.9	848.1	399.1	399.2	447.0
11/24/79	808.6	844.2	402.6	402.4	448.3
11/25/79	807.1	840.8	405.0	405.1	450.9
11/26/79	806.7	838.6	406.8	406.8	454.2
11/27/79	801.5	839.3	407.9	407.9	458.3
11/28/79	801.5	835.7	408.3	408.1	461.1
11/29/79	801.1	836.8	407.4	407.3	464.9
11/30/79	804.3	848.2	405.8	405.5	470.8
12/1/79	824.0	856.9	403.1	402.4	478.7
12/2/79	819.0	850.8	399.6	398.3	484.6
12/3/79	812.5	842.3	396.1	394.3	489.9



## Daily DSM2 Model Output

Date	Avg Of B1-DB5	Avg Of B1-DB6	Avg Of B2-DB5	Avg Of B2-DB6	Avg Of H3-DB5
12/4/79	811.2	845.5	391.7	389.1	496.8
12/5/79	820.1	856.9	386.7	383.5	507.9
12/6/79	831.3	870.3	381.2	377.8	521.6
12/7/79	849.3	887.6	377.2	373.7	535.8
12/8/79	872.1	912.9	374.4	371.1	551.1
12/9/79	900.4	946.3	370.9	367.9	567.9
12/10/79	924.3	979.5	368.6	365.5	580.4
12/11/79	946.7	1010.1	366.5	362.7	594.9
12/12/79	968.9	1042.8	362.2	359.9	606.0
12/13/79	993.2	1072.1	359.5	355.4	621.3
12/14/79	1024.5	1089.2	354.8	350.3	645.6
12/15/79	1048.9	1114.7	351.0	346.9	662.9
12/16/79	1077.2	1141.1	348.3	343.8	680.4
12/17/79	1118.5	1184.1	344.3	340.4	704.9
12/18/79	1166.8	1233.6	341.1	338.1	730.4
12/19/79	1219.8	1286.7	340.3	337.3	759.3
12/20/79	1277.7	1347.2	338.9	336.4	791.8
12/21/79	1326.4	1395.0	339.7	338.2	818.6
12/22/79	1389.1	1449.8	339.3	336.9	861.4
12/23/79	1402.3	1493.3	338.4	337.6	878.7
12/24/79	1425.8	1490.7	342.2	341.9	892.9
12/25/79	1428.7	1521.5	345.2	344.5	899.7
12/26/79	1444.5	1558.3	345.4	344.4	914.8
12/27/79	1456.6	1565.5	347.2	345.6	921.9
12/28/79	1455.6	1530.2	348.5	346.0	928.0
12/29/79	1411.9	1460.7	347.7	343.9	916.4
12/30/79	1349.7	1378.6	347.1	343.0	883.5
12/31/79	1287.0	1317.6	349.4	344.8	860.4
1/1/80	1248.0	1274.8	351.0	343.0	828.7
1/2/80	1216.8	1239.0	348.6	340.1	796.9
1/3/80	1185.5	1203.3	347.7	338.4	758.9
1/4/80	1154.4	1165.5	349.3	338.6	723.3
1/5/80	1120.6	1127.0	353.2	341.6	689.1
1/6/80	1086.2	1088.8	358.7	345.4	666.1
1/7/80	1053.1	1057.5	365.2	353.4	643.1
1/8/80	1049.9	1044.5	375.5	355.7	595.6
1/9/80	1046.8	1042.7	382.7	365.1	579.6
1/10/80	1040.3	1040.5	381.2	364.3	566.3
1/11/80	1016.1	1025.9	379.7	361.9	549.5
1/12/80	967.2	1003.0	386.1	370.4	541.2
1/13/80	884.6	940.3	391.9	376.4	529.0
1/14/80	630.6	720.4	403.2	395.3	540.8
1/15/80	423.4	468.0	420.8	412.2	555.0
1/16/80	350.8	362.3	437.3	430.4	565.9
1/17/80	330.8	335.4	447.4	446.7	514.3

## Daily DSM2 Model Output

Date	Avg Of B1-DB5	Avg Of B1-DB6	Avg Of B2-DB5	Avg Of B2-DB6	Avg Of H3-DB5
1/18/80	328.9	329.5	402.9	418.2	385.8
1/19/80	342.6	347.4	352.4	359.1	347.2
1/20/80	320.4	323.9	335.4	341.3	325.1
1/21/80	316.3	317.9	324.3	327.2	317.5
1/22/80	314.6	315.3	319.8	321.8	314.8
1/23/80	314.2	314.5	316.2	318.8	312.1
1/24/80	314.2	315.1	317.8	319.4	311.7
1/25/80	313.0	313.6	314.5	316.3	310.8
1/26/80	312.3	312.8	313.5	314.7	310.5
1/27/80	311.6	312.0	313.5	314.3	310.3
1/28/80	311.5	311.9	313.1	314.2	310.0
1/29/80	311.4	311.5	314.1	315.3	309.7
1/30/80	311.6	311.8	313.9	315.1	309.7
1/31/80	315.9	314.9	315.5	314.7	314.4
2/1/80	319.5	319.3	318.7	318.6	318.9
2/2/80	300.1	300.7	298.6	299.2	299.1
2/3/80	297.3	297.2	296.2	296.1	297.0
2/4/80	298.0	297.9	297.1	297.0	297.9
2/5/80	299.8	299.7	298.8	298.9	299.9
2/6/80	303.3	303.5	302.1	302.5	302.5
2/7/80	306.2	306.1	305.1	305.1	305.0
2/8/80	307.9	307.8	306.8	307.0	307.0
2/9/80	312.4	313.2	310.3	311.4	310.5
2/10/80	318.5	319.6	314.9	316.1	318.1
2/11/80	319.0	319.9	315.5	316.7	318.5
2/12/80	318.2	319.7	315.9	317.5	317.4
2/13/80	318.4	320.7	316.4	318.7	316.7
2/14/80	318.2	320.7	317.1	319.7	317.2
2/15/80	318.9	321.6	317.5	320.3	318.3
2/16/80	319.3	322.4	318.1	321.2	319.7
2/17/80	316.8	320.2	315.9	319.3	316.5
2/18/80	317.7	320.8	316.8	319.8	317.5
2/19/80	313.9	317.8	313.1	317.1	313.2
2/20/80	304.7	306.6	303.8	305.8	304.2
2/21/80	300.0	301.2	298.5	299.6	299.6
2/22/80	296.1	296.3	295.0	295.2	295.7
2/23/80	293.6	293.4	292.4	292.4	293.0
2/24/80	291.2	291.1	290.4	290.3	291.4
2/25/80	289.7	289.6	289.0	288.9	289.4
2/26/80	289.2	289.0	288.5	288.3	289.0
2/27/80	289.3	289.1	288.7	288.4	289.0
2/28/80	291.8	291.3	290.9	290.4	291.2
2/29/80	285.1	285.2	284.6	284.8	284.9
3/1/80	277.8	278.3	277.8	278.5	277.9
3/2/80	214.3	219.3	213.7	219.3	213.8

## Daily DSM2 Model Output

Date	Avg Of B1-DB5	Avg Of B1-DB6	Avg Of B2-DB5	Avg Of B2-DB6	Avg Of H3-DB5
3/3/80	205.3	205.9	203.8	203.6	204.4
3/4/80	204.9	204.3	203.5	202.6	203.8
3/5/80	202.9	202.5	201.4	201.4	202.2
3/6/80	202.0	201.9	201.7	201.6	201.9
3/7/80	201.6	201.7	201.5	201.6	201.7
3/8/80	201.3	201.4	201.1	201.3	201.2
3/9/80	200.7	200.9	200.6	200.7	200.6
3/10/80	200.3	200.3	200.1	200.1	200.2
3/11/80	200.3	200.2	200.1	199.9	200.2
3/12/80	200.6	200.6	200.5	200.3	200.4
3/13/80	200.6	200.6	200.6	200.5	200.4
3/14/80	200.5	200.6	200.3	200.4	200.3
3/15/80	201.0	201.2	200.8	201.0	200.9
3/16/80	201.0	201.5	201.3	201.8	200.9
3/17/80	201.0	201.9	202.2	203.0	200.9
3/18/80	201.0	201.8	203.2	204.9	200.8
3/19/80	201.0	201.7	202.0	203.1	200.8
3/20/80	201.3	202.1	201.9	202.9	201.2
3/21/80	201.7	202.4	201.9	202.7	201.5
3/22/80	201.9	202.7	202.0	202.7	201.8
3/23/80	202.2	203.0	202.2	203.1	202.1
3/24/80	202.7	203.4	202.6	203.3	202.7
3/25/80	202.7	203.4	202.6	203.3	204.4
3/26/80	202.9	203.8	202.8	203.6	203.5
3/27/80	203.4	204.3	206.0	206.7	203.6
3/28/80	203.9	204.7	205.9	207.1	204.0
3/29/80	204.2	205.2	205.3	206.4	204.3
3/30/80	204.6	205.4	205.1	206.0	204.5
3/31/80	205.6	206.2	205.0	205.9	204.9
4/1/80	209.6	209.4	205.4	206.2	205.6
4/2/80	215.6	214.6	210.2	209.5	209.9
4/3/80	221.5	220.0	216.2	215.2	216.0
4/4/80	226.5	225.1	221.5	220.7	234.0
4/5/80	233.8	231.5	227.4	226.4	268.0
4/6/80	240.0	237.2	232.7	231.4	293.1
4/7/80	244.1	241.0	237.2	235.7	307.8
4/8/80	247.6	244.7	241.4	239.9	316.7
4/9/80	250.9	248.3	246.0	244.3	323.7
4/10/80	252.9	250.4	250.1	248.3	327.2
4/11/80	254.7	252.3	254.4	252.7	330.3
4/12/80	255.9	253.7	258.3	256.7	332.1
4/13/80	258.4	256.3	262.5	261.1	333.5
4/14/80	261.7	259.6	267.2	265.8	334.9
4/15/80	264.2	262.2	271.3	270.0	335.7
4/16/80	267.3	264.9	275.5	274.1	336.8

## Daily DSM2 Model Output

Date	Avg Of B1-DB5	Avg Of B1-DB6	Avg Of B2-DB5	Avg Of B2-DB6	Avg Of H3-DB5
4/17/80	270.9	268.5	279.8	278.3	337.6
4/18/80	273.9	271.7	283.7	282.4	338.3
4/19/80	277.5	274.9	287.8	286.5	339.0
4/20/80	282.1	279.5	292.3	291.0	338.5
4/21/80	285.0	282.1	296.2	294.7	339.2
4/22/80	288.4	285.4	300.6	298.8	339.3
4/23/80	290.9	288.1	305.0	303.0	339.4
4/24/80	293.1	290.2	308.6	306.6	340.9
4/25/80	294.4	291.3	312.0	310.1	342.9
4/26/80	295.2	291.9	315.3	313.3	345.0
4/27/80	297.1	293.5	318.5	316.6	346.8
4/28/80	299.7	296.5	322.0	320.3	347.1
4/29/80	302.1	298.7	325.2	323.3	348.0
4/30/80	301.7	297.7	328.0	325.9	347.4
5/1/80	297.4	292.9	330.6	328.7	345.5
5/2/80	293.4	289.4	333.1	330.9	344.8
5/3/80	291.6	287.4	335.2	333.2	344.8
5/4/80	290.8	286.5	337.5	335.5	345.2
5/5/80	291.7	286.8	340.4	338.2	346.1
5/6/80	291.7	286.6	342.4	340.1	348.2
5/7/80	290.1	285.5	343.7	341.0	350.7
5/8/80	289.7	285.0	344.6	341.6	353.0
5/9/80	289.9	285.6	345.3	342.2	354.4
5/10/80	290.8	286.0	346.9	344.0	354.7
5/11/80	291.5	287.1	348.7	345.8	354.6
5/12/80	291.4	286.5	349.4	346.4	355.1
5/13/80	290.5	286.0	349.5	346.7	355.8
5/14/80	291.2	286.6	351.0	348.0	355.6
5/15/80	292.4	288.1	352.7	349.9	355.6
5/16/80	293.2	288.7	354.7	351.5	355.0
5/17/80	291.9	287.1	355.5	352.4	353.4
5/18/80	292.2	286.9	356.6	353.7	350.7
5/19/80	292.2	286.2	357.5	354.2	348.6
5/20/80	292.1	287.1	359.0	355.4	346.8
5/21/80	292.2	287.9	360.3	357.1	345.5
5/22/80	294.9	289.5	362.9	359.4	344.5
5/23/80	295.3	289.4	364.5	360.9	344.5
5/24/80	292.8	287.0	364.5	361.1	345.6
5/25/80	290.8	284.8	363.9	360.3	347.3
5/26/80	290.2	283.9	363.0	359.5	349.3
5/27/80	290.0	283.5	362.8	359.5	350.6
5/28/80	289.0	282.5	363.3	359.8	351.9
5/29/80	288.0	281.4	362.4	358.9	353.4
5/30/80	286.7	281.2	362.2	358.7	354.0
5/31/80	288.9	282.5	357.6	355.1	360.9

## Daily DSM2 Model Output

Date	Avg Of B1-DB5	Avg Of B1-DB6	Avg Of B2-DB5	Avg Of B2-DB6	Avg Of H3-DB5
6/1/80	286.3	280.2	353.4	350.6	368.6
6/2/80	288.3	282.4	374.4	369.2	368.1
6/3/80	289.1	282.9	418.5	407.2	369.3
6/4/80	289.4	284.1	453.3	448.6	412.5
6/5/80	290.1	284.9	457.0	457.2	441.5
6/6/80	292.6	287.3	459.9	459.1	448.0
6/7/80	293.8	288.4	460.0	457.6	445.8
6/8/80	295.3	290.3	455.8	451.5	441.9
6/9/80	298.5	293.2	444.6	439.0	434.5
6/10/80	302.7	296.4	431.5	425.3	428.0
6/11/80	307.3	300.3	420.7	414.8	424.0
6/12/80	311.9	304.0	410.7	405.5	419.4
6/13/80	315.8	307.6	404.8	399.7	415.4
6/14/80	321.0	312.5	402.2	397.3	414.3
6/15/80	323.8	314.5	400.5	396.0	417.3
6/16/80	326.4	316.7	399.8	395.7	428.3
6/17/80	329.7	320.6	401.5	397.4	439.4
6/18/80	330.5	322.2	402.9	399.1	448.1
6/19/80	332.2	323.5	404.5	400.8	454.0
6/20/80	336.9	326.0	406.0	402.5	459.2
6/21/80	338.6	326.0	407.7	404.3	462.1
6/22/80	338.1	325.1	409.8	406.5	463.9
6/23/80	337.4	324.1	411.7	408.6	463.9
6/24/80	336.3	323.3	414.1	411.3	463.3
6/25/80	337.4	324.1	417.3	414.5	463.8
6/26/80	336.9	324.1	420.4	417.3	462.8
6/27/80	332.1	320.6	422.0	418.9	460.0
6/28/80	333.8	321.8	424.0	421.1	460.2
6/29/80	333.8	322.3	427.1	423.7	462.7
6/30/80	335.0	324.0	433.1	429.4	464.2
7/1/80	337.7	329.4	440.0	436.6	448.2
7/2/80	341.8	333.1	443.1	440.0	428.0
7/3/80	341.2	332.5	444.1	441.0	408.9
7/4/80	341.3	332.4	444.8	441.3	400.0
7/5/80	342.0	331.9	444.2	439.9	392.7
7/6/80	341.5	331.7	442.2	437.4	386.3
7/7/80	342.8	332.8	440.4	435.2	380.4
7/8/80	343.9	334.5	439.0	433.6	376.1
7/9/80	345.4	336.4	438.2	433.2	373.5
7/10/80	347.4	338.1	437.8	432.4	370.2
7/11/80	350.5	342.1	439.2	433.9	373.2
7/12/80	355.1	346.2	440.8	435.9	373.8
7/13/80	358.4	349.6	442.3	437.5	373.5
7/14/80	360.9	351.5	443.0	437.6	371.8
7/15/80	362.9	353.5	443.1	437.6	372.2

## Daily DSM2 Model Output

Date	Avg Of B1-DB5	Avg Of B1-DB6	Avg Of B2-DB5	Avg Of B2-DB6	Avg Of H3-DB5
7/16/80	364.1	354.3	441.8	436.3	371.2
7/17/80	363.5	353.4	438.2	431.7	368.1
7/18/80	367.2	354.7	437.7	430.1	372.8
7/19/80	368.5	355.0	436.2	427.8	374.3
7/20/80	371.4	355.5	434.8	424.4	371.3
7/21/80	373.1	356.8	433.2	422.7	370.5
7/22/80	373.2	357.4	432.5	421.9	366.5
7/23/80	374.0	357.9	431.9	421.4	362.6
7/24/80	372.5	357.3	431.1	419.9	357.5
7/25/80	373.5	358.8	431.9	421.2	356.5
7/26/80	373.9	359.5	433.1	422.9	354.5
7/27/80	372.7	357.9	433.7	422.8	350.2
7/28/80	370.6	357.0	433.3	423.0	347.8
7/29/80	369.3	356.8	434.1	424.2	346.7
7/30/80	367.1	354.9	434.3	424.1	341.9
7/31/80	362.7	351.4	425.5	415.1	336.4
8/1/80	360.7	351.4	415.2	405.8	329.4
8/2/80	362.0	353.9	410.0	401.1	328.5
8/3/80	363.5	353.6	405.9	395.2	325.0
8/4/80	363.5	353.2	401.9	392.4	319.1
8/5/80	363.3	353.2	400.5	391.2	311.5
8/6/80	362.5	353.0	398.2	389.1	307.2
8/7/80	360.1	351.9	394.1	386.6	303.0
8/8/80	358.9	351.1	392.4	384.8	300.7
8/9/80	359.1	350.3	392.0	382.6	300.3
8/10/80	357.6	350.1	387.8	380.5	299.3
8/11/80	356.3	349.0	385.1	376.7	298.6
8/12/80	355.3	347.4	382.0	373.4	299.0
8/13/80	352.3	344.7	377.3	368.9	299.4
8/14/80	350.1	342.5	373.6	364.5	298.2
8/15/80	348.5	341.3	369.0	359.7	301.6
8/16/80	348.1	340.3	364.6	354.3	301.7
8/17/80	346.6	337.9	357.8	347.6	301.3
8/18/80	347.0	338.3	355.8	345.4	300.1
8/19/80	346.8	340.3	353.6	345.3	299.1
8/20/80	348.0	341.2	351.6	342.8	297.2
8/21/80	348.6	341.7	348.4	340.0	297.7
8/22/80	349.2	343.6	347.1	339.8	299.4
8/23/80	350.6	345.6	345.6	339.4	301.3
8/24/80	351.4	347.5	344.7	339.3	304.2
8/25/80	353.3	348.9	345.7	338.7	309.1
8/26/80	354.0	350.5	343.8	337.8	314.6
8/27/80	355.3	351.4	342.7	335.5	320.5
8/28/80	356.3	352.7	340.0	332.7	327.6
8/29/80	357.9	354.9	336.4	330.0	334.0

## Daily DSM2 Model Output

Date	Avg Of B1-DB5	Avg Of B1-DB6	Avg Of B2-DB5	Avg Of B2-DB6	Avg Of H3-DB5
8/30/80	359.9	357.3	333.3	326.4	341.1
8/31/80	362.3	359.7	328.9	322.8	347.0
9/1/80	365.1	363.0	328.3	321.9	351.4
9/2/80	369.3	367.3	328.4	321.7	353.0
9/3/80	372.4	372.3	329.1	323.0	354.3
9/4/80	377.6	377.0	329.5	323.9	355.7
9/5/80	381.1	381.7	329.1	323.9	357.2
9/6/80	385.9	387.5	329.5	323.1	358.8
9/7/80	392.1	394.0	329.6	323.6	360.5
9/8/80	397.8	400.8	331.4	325.2	362.2
9/9/80	405.5	408.9	331.5	325.9	363.1
9/10/80	412.9	418.0	332.5	325.9	363.7
9/11/80	422.1	427.9	332.0	325.1	364.6
9/12/80	432.3	439.3	329.9	323.1	365.5
9/13/80	440.7	449.1	329.6	322.5	366.0
9/14/80	449.1	458.7	328.1	321.8	366.0
9/15/80	457.6	468.0	326.7	320.1	365.5
9/16/80	465.7	476.5	324.7	318.3	364.4
9/17/80	473.3	483.3	323.2	317.1	363.2
9/18/80	477.0	487.1	323.7	317.9	362.0
9/19/80	480.4	490.0	324.2	318.8	360.4
9/20/80	482.9	492.1	323.8	318.5	358.2
9/21/80	484.9	494.2	323.8	318.7	356.3
9/22/80	488.1	498.3	324.4	318.5	354.4
9/23/80	494.2	504.0	323.3	317.7	351.6
9/24/80	499.3	510.0	324.5	318.6	350.6
9/25/80	507.4	517.7	325.4	319.5	349.6
9/26/80	516.2	527.4	326.4	320.1	348.9
9/27/80	525.8	538.6	327.1	320.0	348.2
9/28/80	536.0	550.5	325.8	319.4	346.2
9/29/80	549.1	563.0	324.3	318.3	344.2
9/30/80	560.0	575.0	323.3	317.3	341.6
10/1/80	566.6	587.6	325.4	319.9	342.0
10/2/80	579.8	600.7	330.9	325.4	343.9
10/3/80	591.2	612.3	335.6	330.6	345.4
10/4/80	601.3	621.6	340.5	336.0	347.2
10/5/80	608.6	630.1	346.4	341.9	350.0
10/6/80	614.0	637.6	352.7	348.4	353.6
10/7/80	622.6	646.3	360.8	355.4	357.0
10/8/80	629.4	653.1	368.2	362.0	360.2
10/9/80	632.5	656.4	376.7	370.1	363.7
10/10/80	634.8	660.7	385.1	377.6	366.6
10/11/80	635.7	661.0	390.6	383.1	368.0
10/12/80	634.1	658.2	395.5	388.0	369.5
10/13/80	629.0	653.4	399.3	392.5	370.8

## Daily DSM2 Model Output

Date	Avg Of B1-DB5	Avg Of B1-DB6	Avg Of B2-DB5	Avg Of B2-DB6	Avg Of H3-DB5
10/14/80	624.7	646.0	401.5	395.0	372.0
10/15/80	619.4	641.1	392.9	387.4	364.7
10/16/80	613.6	630.4	385.8	381.0	355.4
10/17/80	601.4	619.5	379.8	374.4	349.1
10/18/80	592.0	608.4	372.3	366.5	344.2
10/19/80	580.5	596.2	364.6	358.7	340.7
10/20/80	570.8	586.0	358.0	352.6	339.3
10/21/80	562.9	577.7	356.0	350.7	341.8
10/22/80	560.1	571.0	354.2	348.7	341.9
10/23/80	554.4	567.6	356.4	350.6	345.1
10/24/80	552.4	568.1	357.5	352.3	347.4
10/25/80	555.1	569.7	359.0	354.1	348.5
10/26/80	556.1	573.5	362.2	357.6	351.4
10/27/80	560.7	579.3	365.5	361.1	354.5
10/28/80	572.7	588.3	367.8	363.8	355.4
10/29/80	578.8	600.0	368.5	363.7	353.4
10/30/80	587.8	607.9	369.5	365.2	351.9
10/31/80	594.1	612.7	373.5	369.3	354.4
11/1/80	598.7	614.7	379.3	375.1	360.7
11/2/80	601.3	617.0	384.3	380.9	367.0
11/3/80	602.4	621.7	389.1	385.6	373.3
11/4/80	604.1	625.7	393.5	390.3	379.0
11/5/80	610.1	630.9	397.9	394.5	385.3
11/6/80	616.0	634.0	401.9	398.8	390.8
11/7/80	613.9	635.3	405.7	403.0	396.5
11/8/80	615.2	636.6	409.4	406.3	401.9
11/9/80	615.9	637.7	412.3	409.3	406.1
11/10/80	615.2	635.9	415.5	412.3	410.1
11/11/80	614.0	634.6	418.6	415.9	414.9
11/12/80	615.1	634.0	421.8	419.0	420.0
11/13/80	615.0	632.7	425.0	422.0	426.2
11/14/80	614.5	630.7	428.2	425.2	432.2
11/15/80	613.3	628.4	432.5	429.1	441.2
11/16/80	610.6	625.5	436.3	432.7	449.5
11/17/80	607.0	621.7	439.4	435.4	453.8
11/18/80	602.7	617.2	442.7	438.3	457.4
11/19/80	597.7	613.6	446.0	441.1	460.0
11/20/80	596.4	611.1	448.9	444.3	461.7
11/21/80	595.2	610.0	452.3	447.0	462.8
11/22/80	593.6	608.8	457.5	451.9	466.6
11/23/80	592.5	608.3	464.5	458.7	473.6
11/24/80	596.7	612.3	470.8	464.6	481.4
11/25/80	600.8	620.7	475.4	469.0	487.6
11/26/80	610.5	629.8	480.3	474.1	494.8
11/27/80	622.0	641.7	484.8	478.4	499.1



## Daily DSM2 Model Output

Date	Avg Of B1-DB5	Avg Of B1-DB6	Avg Of B2-DB5	Avg Of B2-DB6	Avg Of H3-DB5
11/28/80	634.3	653.5	488.9	482.3	502.5
11/29/80	644.3	664.2	491.5	485.0	505.0
11/30/80	650.1	667.5	495.6	489.1	497.5
12/1/80	658.5	684.6	484.7	478.2	449.6
12/2/80	679.1	708.0	458.8	449.4	398.1
12/3/80	689.4	716.9	439.6	430.8	379.8
12/4/80	696.8	728.2	435.6	429.6	371.4
12/5/80	713.9	746.4	430.8	424.4	361.9
12/6/80	731.8	762.9	424.9	417.9	354.1
12/7/80	745.8	774.5	420.7	413.3	349.1
12/8/80	753.1	778.1	414.7	406.8	341.3
12/9/80	749.9	768.8	410.2	403.1	336.6
12/10/80	738.2	755.6	407.0	398.9	328.8
12/11/80	724.0	740.5	401.4	393.0	323.5
12/12/80	709.3	724.5	399.0	392.2	322.4
12/13/80	695.1	712.8	399.6	394.0	321.4
12/14/80	685.6	704.7	397.3	390.3	324.2
12/15/80	677.3	695.3	388.5	379.5	324.7
12/16/80	666.4	685.0	380.4	371.3	322.7
12/17/80	658.1	677.7	375.2	366.9	321.3
12/18/80	653.5	670.2	374.1	365.3	324.3
12/19/80	650.3	664.1	370.8	362.0	328.6
12/20/80	647.0	659.7	366.1	357.6	336.8
12/21/80	643.9	656.6	365.4	357.6	347.9
12/22/80	641.1	654.4	364.4	357.3	362.6
12/23/80	640.4	654.0	363.4	356.6	379.7
12/24/80	641.5	655.3	363.3	357.1	397.7
12/25/80	643.0	657.4	361.7	353.7	417.5
12/26/80	646.6	659.4	359.3	352.9	433.7
12/27/80	646.3	660.5	357.5	351.4	447.0
12/28/80	647.6	662.4	355.5	349.5	458.0
12/29/80	646.9	660.4	352.7	344.0	474.2
12/30/80	643.3	657.9	345.2	335.5	495.1
12/31/80	645.1	656.1	347.6	339.8	527.2
1/1/81	645.2	655.1	361.8	355.3	540.5
1/2/81	644.7	653.0	381.0	372.9	550.6
1/3/81	644.5	651.2	409.6	396.0	560.4
1/4/81	642.5	649.2	440.8	422.8	574.2
1/5/81	640.8	647.6	476.8	454.7	586.2
1/6/81	640.4	645.9	511.0	485.2	600.1
1/7/81	638.5	644.9	544.2	518.1	611.6
1/8/81	638.1	644.8	590.4	561.9	617.7
1/9/81	637.5	644.4	620.6	592.1	626.5
1/10/81	636.3	643.8	650.3	624.1	635.7
1/11/81	637.2	643.2	682.4	657.0	639.5

## Daily DSM2 Model Output

Date	Avg Of B1-DB5	Avg Of B1-DB6	Avg Of B2-DB5	Avg Of B2-DB6	Avg Of H3-DB5
1/12/81	636.1	642.4	702.0	679.1	642.0
1/13/81	632.4	639.1	715.9	694.3	644.3
1/14/81	627.4	631.5	713.0	690.9	644.1
1/15/81	620.7	623.3	708.5	687.7	638.4
1/16/81	616.2	618.4	719.1	699.8	632.2
1/17/81	611.5	613.2	728.9	711.1	627.8
1/18/81	606.3	607.6	732.7	714.4	623.0
1/19/81	602.2	604.2	735.1	718.3	617.7
1/20/81	601.8	604.1	743.2	727.6	613.1
1/21/81	599.0	601.6	745.9	730.1	607.7
1/22/81	599.8	602.9	758.6	745.5	605.3
1/23/81	602.8	605.5	775.6	764.1	608.6
1/24/81	602.1	605.2	782.3	772.6	612.2
1/25/81	601.9	604.5	787.4	777.7	613.3
1/26/81	600.1	602.7	786.5	775.1	610.3
1/27/81	597.9	600.6	789.1	778.1	608.0
1/28/81	599.8	600.2	800.4	791.7	614.4
1/29/81	596.9	597.7	807.4	800.4	619.8
1/30/81	593.4	593.0	811.4	806.0	624.3
1/31/81	590.2	588.2	813.3	808.7	626.8
2/1/81	585.8	582.9	814.0	809.2	626.5
2/2/81	580.9	577.4	813.7	809.1	624.8
2/3/81	577.7	573.8	814.2	809.9	623.1
2/4/81	575.7	570.7	814.5	810.0	620.2
2/5/81	571.6	565.6	814.1	810.7	612.8
2/6/81	566.7	559.5	814.3	811.7	604.2
2/7/81	559.1	549.6	815.2	812.4	590.6
2/8/81	548.2	539.5	817.3	813.9	571.9
2/9/81	541.6	534.6	821.6	817.5	561.8
2/10/81	538.8	530.5	827.6	822.0	553.3
2/11/81	532.1	521.5	834.7	828.1	543.6
2/12/81	517.6	505.3	840.2	832.6	528.0
2/13/81	507.5	494.8	845.7	837.7	519.0
2/14/81	505.4	493.3	851.5	844.0	517.4
2/15/81	501.3	488.6	857.0	849.2	516.5
2/16/81	497.7	484.5	862.9	855.0	524.0
2/17/81	495.9	483.4	868.3	861.4	536.5
2/18/81	489.2	475.6	873.4	866.1	545.6
2/19/81	490.6	478.5	881.3	874.5	557.0
2/20/81	487.8	472.1	885.7	879.6	562.4
2/21/81	478.8	463.0	890.9	884.5	556.4
2/22/81	469.2	452.8	893.1	886.6	538.1
2/23/81	453.1	437.8	894.9	888.3	513.1
2/24/81	451.0	437.1	900.1	893.8	506.2
2/25/81	450.5	434.0	903.7	898.2	502.3

## Daily DSM2 Model Output

Date	Avg Of B1-DB5	Avg Of B1-DB6	Avg Of B2-DB5	Avg Of B2-DB6	Avg Of H3-DB5
2/26/81	444.2	420.5	906.2	900.9	494.5
2/27/81	430.8	407.0	906.4	900.3	481.6
2/28/81	420.0	399.5	905.1	898.3	474.7
3/1/81	411.5	391.5	901.7	894.0	467.0
3/2/81	409.0	391.1	898.9	891.1	465.0
3/3/81	402.3	385.8	893.2	884.9	459.4
3/4/81	404.6	389.9	893.8	886.3	461.8
3/5/81	401.5	386.2	891.0	883.3	459.9
3/6/81	400.2	385.2	891.5	884.2	459.1
3/7/81	397.8	382.9	890.4	883.4	459.6
3/8/81	391.9	377.4	887.7	880.1	453.7
3/9/81	389.7	376.4	886.9	878.8	450.2
3/10/81	384.2	370.1	883.1	875.9	444.6
3/11/81	380.1	363.3	880.5	872.6	440.1
3/12/81	375.0	355.9	878.1	869.6	434.4
3/13/81	377.1	357.7	879.3	870.7	434.6
3/14/81	372.1	352.6	876.7	868.1	429.0
3/15/81	375.0	358.1	879.6	871.3	430.6
3/16/81	375.7	356.7	879.2	871.0	430.0
3/17/81	368.3	350.1	872.9	864.4	422.7
3/18/81	368.2	349.8	868.3	859.6	421.8
3/19/81	368.4	352.5	867.4	859.2	422.3
3/20/81	369.7	355.1	869.6	861.1	424.0
3/21/81	376.6	362.6	875.9	869.1	432.9
3/22/81	383.2	367.0	878.0	871.5	444.5
3/23/81	383.2	368.5	878.3	871.0	450.5
3/24/81	384.2	370.5	877.2	870.1	453.6
3/25/81	387.9	373.9	878.3	870.8	454.5
3/26/81	393.7	381.8	882.4	875.9	459.6
3/27/81	399.2	386.0	881.5	874.4	464.6
3/28/81	402.7	387.5	879.0	871.6	467.2
3/29/81	404.9	391.8	880.7	872.9	466.7
3/30/81	405.0	390.9	879.1	870.8	468.0
3/31/81	402.3	387.8	869.8	861.8	470.3
4/1/81	398.9	385.9	854.1	845.6	473.7
4/2/81	402.7	391.3	845.7	837.9	480.6
4/3/81	409.9	398.6	841.9	833.8	490.2
4/4/81	413.9	401.3	828.9	820.6	498.3
4/5/81	412.5	397.9	800.5	790.4	501.3
4/6/81	410.4	395.6	770.2	759.1	499.9
4/7/81	412.8	400.6	749.6	741.4	501.3
4/8/81	415.8	402.6	732.8	724.3	505.6
4/9/81	415.1	398.6	715.0	705.1	507.9
4/10/81	412.1	396.6	701.1	692.0	506.5
4/11/81	411.2	395.0	689.8	680.0	506.6

## Daily DSM2 Model Output

Date	Avg Of B1-DB5	Avg Of B1-DB6	Avg Of B2-DB5	Avg Of B2-DB6	Avg Of H3-DB5
4/12/81	406.9	390.8	676.5	665.3	503.6
4/13/81	404.5	388.8	662.9	651.3	500.0
4/14/81	405.2	390.3	652.0	640.3	499.4
4/15/81	405.9	390.2	642.6	631.0	499.3
4/16/81	402.3	385.8	630.2	618.8	495.5
4/17/81	392.9	376.3	612.0	600.5	486.2
4/18/81	388.4	373.8	601.0	591.5	480.4
4/19/81	389.0	374.9	595.7	587.0	480.8
4/20/81	385.8	369.2	584.9	575.0	479.6
4/21/81	376.2	361.7	569.3	562.1	471.6
4/22/81	369.7	355.2	556.3	549.4	463.2
4/23/81	365.6	353.5	547.1	541.1	458.2
4/24/81	363.6	349.1	537.8	530.4	455.1
4/25/81	361.7	347.6	530.8	524.1	452.6
4/26/81	362.2	350.7	529.3	523.0	453.3
4/27/81	360.1	347.2	521.1	514.3	452.6
4/28/81	350.6	338.0	504.4	497.4	442.5
4/29/81	349.0	337.7	495.5	488.0	436.1
4/30/81	351.9	342.0	488.5	482.4	435.8
5/1/81	358.1	350.9	479.0	473.2	438.4
5/2/81	367.1	361.1	473.8	469.6	444.1
5/3/81	374.6	369.0	465.8	462.0	448.9
5/4/81	380.3	374.3	457.3	454.4	451.7
5/5/81	385.1	378.1	451.1	448.7	454.1
5/6/81	386.9	379.7	443.1	440.6	453.6
5/7/81	388.2	381.4	437.3	435.5	453.4
5/8/81	390.0	383.4	432.9	430.5	454.2
5/9/81	389.7	382.3	428.5	424.0	453.4
5/10/81	388.0	379.7	423.0	418.5	450.9
5/11/81	384.8	377.4	417.7	413.9	446.9
5/12/81	382.5	375.0	414.0	409.8	443.7
5/13/81	381.8	374.5	412.6	407.1	442.3
5/14/81	382.3	375.9	411.1	406.5	441.8
5/15/81	384.0	378.2	410.4	406.4	443.5
5/16/81	385.3	379.1	408.2	403.7	444.4
5/17/81	382.9	375.9	402.9	398.2	441.4
5/18/81	378.4	370.6	400.3	394.8	435.9
5/19/81	375.7	368.3	397.7	394.1	431.9
5/20/81	375.9	369.6	397.6	395.1	431.5
5/21/81	377.4	370.9	398.1	394.2	432.7
5/22/81	377.4	371.4	396.1	392.7	432.5
5/23/81	377.1	370.8	394.2	390.7	431.7
5/24/81	378.8	372.4	395.3	391.2	432.7
5/25/81	379.4	373.0	394.4	390.3	432.9
5/26/81	378.8	372.1	392.8	388.1	432.0

## Daily DSM2 Model Output

Date	Avg Of B1-DB5	Avg Of B1-DB6	Avg Of B2-DB5	Avg Of B2-DB6	Avg Of H3-DB5
5/27/81	377.4	370.8	390.1	385.7	429.9
5/28/81	376.7	370.0	389.7	384.2	428.5
5/29/81	375.4	369.1	388.1	383.1	426.8
5/30/81	374.4	367.9	386.9	381.8	425.6
5/31/81	373.4	366.6	386.9	381.6	423.9
6/1/81	373.6	366.4	387.5	382.7	423.0
6/2/81	375.8	369.5	388.4	383.9	423.9
6/3/81	378.2	371.8	388.8	383.0	425.8
6/4/81	379.3	372.3	386.5	380.7	426.7
6/5/81	382.2	375.4	386.4	381.4	429.2
6/6/81	384.3	377.8	386.6	381.1	430.9
6/7/81	387.7	380.4	387.2	380.6	434.0
6/8/81	388.1	381.1	384.2	378.3	434.3
6/9/81	386.2	379.4	381.8	374.8	432.2
6/10/81	384.1	376.7	379.5	371.6	429.7
6/11/81	382.7	375.2	378.6	370.6	427.3
6/12/81	384.2	376.6	379.2	371.8	428.0
6/13/81	383.0	376.0	377.4	369.7	426.6
6/14/81	377.9	370.1	370.4	362.5	421.3
6/15/81	372.6	364.4	366.7	358.2	415.1
6/16/81	369.1	361.5	365.2	357.2	412.1
6/17/81	366.2	359.0	364.3	355.8	409.5
6/18/81	367.2	359.6	364.4	356.7	410.7
6/19/81	367.3	360.8	364.5	357.0	410.9
6/20/81	368.0	360.8	363.7	355.8	411.4
6/21/81	368.0	360.9	362.3	354.9	411.4
6/22/81	369.6	362.4	362.6	354.9	412.9
6/23/81	370.3	362.7	362.0	354.2	413.3
6/24/81	369.1	362.0	359.8	352.1	411.6
6/25/81	369.5	361.6	360.4	351.2	411.6
6/26/81	365.5	357.8	358.3	348.8	406.9
6/27/81	359.5	352.2	355.7	346.2	399.5
6/28/81	358.5	351.0	355.6	347.4	397.3
6/29/81	357.4	350.2	356.0	347.6	395.3
6/30/81	349.3	340.6	354.1	345.3	385.9
7/1/81	323.3	315.6	349.5	341.5	357.7
7/2/81	311.6	306.1	348.5	341.1	342.7
7/3/81	308.8	301.2	346.8	340.0	338.2
7/4/81	305.0	298.8	346.9	340.1	331.2
7/5/81	305.4	296.0	345.4	339.5	331.6
7/6/81	304.7	297.4	346.3	340.7	327.7
7/7/81	306.4	296.1	346.2	339.9	326.6
7/8/81	304.3	296.5	347.6	340.0	323.6
7/9/81	305.7	298.4	348.3	340.2	324.1
7/10/81	307.9	300.4	348.5	340.1	325.1

## Daily DSM2 Model Output

Date	Avg Of B1-DB5	Avg Of B1-DB6	Avg Of B2-DB5	Avg Of B2-DB6	Avg Of H3-DB5
7/11/81	308.2	304.2	346.9	339.4	323.9
7/12/81	309.7	308.6	345.0	338.4	323.5
7/13/81	312.5	313.9	342.3	336.4	324.1
7/14/81	319.0	320.8	339.9	335.0	328.0
7/15/81	325.8	330.2	339.0	334.5	330.9
7/16/81	336.4	342.5	338.1	334.5	336.1
7/17/81	349.2	357.0	339.1	335.1	343.8
7/18/81	364.4	374.8	338.1	335.2	352.6
7/19/81	382.5	394.3	337.4	335.3	364.1
7/20/81	399.8	413.6	338.1	335.9	376.2
7/21/81	414.1	429.1	338.3	336.8	388.1
7/22/81	426.4	440.8	339.6	337.7	398.1
7/23/81	431.7	448.4	339.6	337.9	404.5
7/24/81	435.5	451.6	339.8	338.0	409.6
7/25/81	437.4	452.8	339.5	337.6	411.7
7/26/81	438.6	452.0	338.1	336.5	413.0
7/27/81	437.6	449.9	335.8	334.5	413.1
7/28/81	435.8	447.0	333.3	332.3	410.8
7/29/81	433.9	445.2	330.8	330.0	409.2
7/30/81	432.7	444.4	329.1	328.5	407.6
7/31/81	434.9	445.0	327.7	326.0	407.9
8/1/81	433.9	443.8	324.8	323.6	407.6
8/2/81	435.1	442.9	322.9	321.2	408.4
8/3/81	438.2	443.4	320.6	319.4	411.6
8/4/81	436.6	443.5	319.8	317.9	410.0
8/5/81	437.2	443.1	319.7	315.8	409.7
8/6/81	435.1	441.1	316.6	313.8	405.8
8/7/81	433.4	438.3	314.4	312.4	403.1
8/8/81	429.8	434.6	313.0	311.1	400.7
8/9/81	426.4	430.6	311.7	310.0	396.7
8/10/81	421.6	426.4	310.7	309.4	393.4
8/11/81	416.3	421.6	309.4	307.1	389.0
8/12/81	412.2	417.3	306.9	304.8	385.2
8/13/81	411.8	414.3	305.2	303.7	386.4
8/14/81	406.5	411.7	304.5	302.0	383.0
8/15/81	405.7	410.7	302.3	300.0	386.5
8/16/81	407.4	410.9	300.8	297.7	386.7
8/17/81	409.7	412.8	298.6	295.9	393.8
8/18/81	413.5	415.7	298.2	294.6	396.5
8/19/81	417.1	419.4	296.6	293.0	404.0
8/20/81	420.1	423.7	295.6	291.3	406.1
8/21/81	424.0	428.5	295.5	290.2	411.7
8/22/81	429.9	433.7	293.4	290.3	417.9
8/23/81	430.6	437.7	292.8	289.9	422.5
8/24/81	434.3	441.2	292.8	289.7	426.1

## Daily DSM2 Model Output

Date	Avg Of B1-DB5	Avg Of B1-DB6	Avg Of B2-DB5	Avg Of B2-DB6	Avg Of H3-DB5
8/25/81	437.0	444.5	292.7	289.9	431.0
8/26/81	441.1	448.8	291.3	288.8	436.7
8/27/81	447.7	454.7	289.6	287.5	446.0
8/28/81	452.4	461.0	291.1	287.9	454.8
8/29/81	460.9	469.0	291.2	288.4	465.9
8/30/81	469.6	479.9	291.2	287.6	478.2
8/31/81	481.3	490.2	291.4	287.0	488.2
9/1/81	486.0	497.4	289.0	286.0	491.2
9/2/81	493.4	505.3	290.0	286.4	496.9
9/3/81	501.5	515.2	290.7	287.3	505.8
9/4/81	513.1	525.4	291.3	288.0	516.2
9/5/81	520.5	534.4	292.0	288.9	529.1
9/6/81	526.7	539.9	293.5	290.6	536.7
9/7/81	530.4	544.6	294.8	291.9	542.2
9/8/81	535.7	549.5	295.4	292.9	548.6
9/9/81	540.3	553.8	295.0	292.9	555.0
9/10/81	542.6	555.1	296.5	293.7	559.3
9/11/81	542.8	555.9	296.8	294.0	558.3
9/12/81	544.1	555.9	297.3	294.9	559.6
9/13/81	546.6	557.3	298.6	295.4	559.7
9/14/81	550.2	561.0	298.7	295.8	564.5
9/15/81	554.5	567.2	299.8	296.2	569.5
9/16/81	563.3	575.8	300.3	296.9	574.4
9/17/81	570.9	584.8	301.5	297.4	579.6
9/18/81	579.4	594.5	300.9	297.0	587.5
9/19/81	589.0	603.5	300.3	296.2	599.8
9/20/81	595.1	608.1	299.5	296.7	606.4
9/21/81	598.6	612.7	300.3	297.1	610.6
9/22/81	602.7	615.7	300.1	297.4	614.6
9/23/81	607.4	618.9	300.5	297.5	618.5
9/24/81	609.1	621.8	302.0	298.0	621.3
9/25/81	612.2	625.4	302.1	298.8	621.5
9/26/81	618.1	632.7	303.7	299.0	627.0
9/27/81	624.5	641.0	304.3	299.4	630.5
9/28/81	634.8	651.5	304.2	299.3	640.3
9/29/81	647.4	663.6	304.4	299.3	648.2
9/30/81	657.3	680.5	304.7	299.5	660.9
10/1/81	671.4	696.7	306.9	302.0	669.5
10/2/81	686.7	713.7	309.4	304.4	670.5
10/3/81	697.7	726.1	311.7	307.4	671.1
10/4/81	706.9	735.2	314.6	310.6	668.9
10/5/81	717.5	744.4	316.8	312.6	667.6
10/6/81	722.4	750.2	316.9	312.9	671.4
10/7/81	720.3	748.0	317.6	313.9	677.5
10/8/81	719.7	743.8	319.2	315.2	678.7

## Daily DSM2 Model Output

Date	Avg Of B1-DB5	Avg Of B1-DB6	Avg Of B2-DB5	Avg Of B2-DB6	Avg Of H3-DB5
10/9/81	714.4	740.1	320.5	316.7	679.2
10/10/81	714.7	739.6	322.3	318.0	677.6
10/11/81	713.7	737.1	324.4	320.7	676.5
10/12/81	713.4	738.2	327.2	323.0	670.8
10/13/81	715.3	737.7	330.2	326.7	666.4
10/14/81	716.8	740.5	333.2	328.9	658.6
10/15/81	718.4	743.5	332.8	327.3	654.1
10/16/81	719.6	744.6	330.3	324.6	656.2
10/17/81	721.7	744.9	328.5	322.9	655.2
10/18/81	721.6	743.5	327.2	322.5	651.2
10/19/81	719.2	740.3	328.0	323.4	643.6
10/20/81	716.2	736.6	329.9	324.4	633.4
10/21/81	712.5	732.2	331.2	326.3	623.9
10/22/81	707.4	728.2	333.5	328.0	612.0
10/23/81	704.7	726.0	335.2	329.2	602.1
10/24/81	702.7	724.0	338.1	331.0	589.3
10/25/81	703.4	723.6	339.7	333.2	580.9
10/26/81	704.0	725.1	342.9	334.8	572.0
10/27/81	705.9	728.0	342.8	334.7	563.0
10/28/81	705.8	728.2	344.6	338.3	559.0
10/29/81	709.6	731.2	350.0	343.6	555.3
10/30/81	714.1	741.6	353.2	346.0	549.5
10/31/81	736.3	762.7	353.8	341.7	544.8
11/1/81	753.1	789.4	344.8	334.0	544.4
11/2/81	771.4	805.7	341.0	332.7	537.1
11/3/81	791.3	828.5	342.6	332.4	529.7
11/4/81	821.0	870.4	343.9	332.7	521.5
11/5/81	851.7	922.3	345.0	334.1	514.9
11/6/81	897.4	992.8	345.7	334.2	513.2
11/7/81	956.6	1074.4	344.1	333.6	507.4
11/8/81	1032.2	1174.1	343.2	331.8	502.5
11/9/81	1106.3	1276.0	343.5	333.0	503.7
11/10/81	1216.0	1415.5	342.8	333.3	504.3
11/11/81	1356.2	1582.6	341.9	333.4	504.0
11/12/81	1495.5	1720.7	343.7	337.3	505.2
11/13/81	1648.5	1793.5	347.8	343.0	507.9
11/14/81	1829.2	1993.1	352.8	349.5	514.3
11/15/81	1967.4	2222.5	360.1	359.7	528.7
11/16/81	2096.8	2469.2	371.2	371.4	544.6
11/17/81	2214.8	2623.1	381.3	382.5	559.9
11/18/81	2368.5	2821.1	394.3	397.1	579.4
11/19/81	2412.7	2787.8	406.9	409.2	596.6
11/20/81	2411.7	2675.7	412.5	416.4	604.7
11/21/81	2363.2	2574.9	414.6	416.8	600.8
11/22/81	2301.8	2431.6	411.5	412.3	592.0



## Daily DSM2 Model Output

Date	Avg Of B1-DB5	Avg Of B1-DB6	Avg Of B2-DB5	Avg Of B2-DB6	Avg Of H3-DB5
11/23/81	2228.4	2278.9	402.5	402.6	577.5
11/24/81	2121.1	2121.1	394.3	392.8	562.5
11/25/81	2027.6	1986.1	383.8	379.6	543.0
11/26/81	1877.2	1844.8	371.7	367.5	518.7
11/27/81	1737.5	1757.8	365.6	361.0	506.1
11/28/81	1653.2	1691.3	359.9	354.3	494.8
11/29/81	1620.4	1638.2	354.4	348.5	486.0
11/30/81	1538.1	1577.5	350.5	343.4	476.6
12/1/81	1482.2	1496.1	345.4	336.5	454.4
12/2/81	1407.9	1424.5	338.4	330.1	435.8
12/3/81	1334.2	1342.1	332.5	325.1	417.1
12/4/81	1249.3	1257.2	327.7	321.3	403.6
12/5/81	1166.3	1170.7	325.9	319.6	396.1
12/6/81	1078.7	1078.9	323.0	315.0	379.1
12/7/81	983.4	980.1	315.2	306.4	357.7
12/8/81	904.9	899.4	309.1	299.9	345.3
12/9/81	857.6	861.8	308.3	299.8	336.2
12/10/81	813.4	808.2	305.4	296.5	327.9
12/11/81	750.8	746.9	299.2	290.4	315.9
12/12/81	713.1	713.5	297.7	290.5	310.3
12/13/81	684.6	688.2	301.0	293.2	309.6
12/14/81	642.7	647.6	300.5	291.4	305.1
12/15/81	611.4	613.5	297.0	289.6	298.9
12/16/81	580.0	584.0	294.7	288.5	296.2
12/17/81	554.1	551.3	293.6	286.3	294.1
12/18/81	519.8	514.9	291.0	283.2	291.4
12/19/81	626.9	486.0	291.6	283.1	299.1
12/20/81	591.2	421.6	293.9	281.6	297.6
12/21/81	549.2	380.0	296.3	283.9	296.9
12/22/81	503.8	355.3	292.8	279.6	285.8
12/23/81	471.4	345.3	290.8	279.7	282.2
12/24/81	434.0	342.7	293.3	281.9	275.8
12/25/81	396.2	337.3	292.7	281.8	268.8
12/26/81	341.5	332.2	293.4	282.3	264.3
12/27/81	309.9	304.6	296.0	286.1	263.3
12/28/81	303.6	294.9	293.4	283.3	260.7
12/29/81	297.8	295.2	292.2	282.9	261.8
12/30/81	302.6	296.5	295.7	285.7	263.1
12/31/81	309.4	304.6	310.9	301.3	271.5
1/1/82	339.9	333.2	350.9	339.2	297.3
1/2/82	372.8	363.6	397.8	383.9	320.5
1/3/82	357.7	344.5	416.3	400.3	324.2
1/4/82	367.6	363.4	434.3	420.3	338.4
1/5/82	409.7	401.7	479.1	463.1	362.7
1/6/82	436.6	425.7	524.4	504.8	379.9

## Daily DSM2 Model Output

Date	Avg Of B1-DB5	Avg Of B1-DB6	Avg Of B2-DB5	Avg Of B2-DB6	Avg Of H3-DB5
1/7/82	452.8	443.1	565.9	544.0	394.0
1/8/82	462.0	451.8	589.2	569.5	403.6
1/9/82	470.6	458.9	605.9	587.9	413.7
1/10/82	480.2	471.8	627.0	610.2	426.3
1/11/82	495.2	486.8	654.2	637.9	440.4
1/12/82	518.0	506.5	688.2	672.4	460.1
1/13/82	528.1	516.0	717.3	701.3	470.0
1/14/82	526.1	515.6	736.3	722.1	474.0
1/15/82	524.4	517.3	757.8	743.8	480.3
1/16/82	519.6	510.3	776.6	761.6	486.9
1/17/82	509.2	501.0	782.8	768.1	486.3
1/18/82	508.7	497.3	785.7	771.0	493.0
1/19/82	490.7	483.8	767.4	752.1	487.3
1/20/82	509.8	502.4	773.4	758.3	501.2
1/21/82	548.1	534.5	807.4	793.1	527.5
1/22/82	550.2	538.0	824.7	811.6	529.5
1/23/82	540.5	532.5	829.6	816.4	525.8
1/24/82	532.6	520.7	821.3	806.3	518.2
1/25/82	531.4	525.1	820.5	806.7	526.0
1/26/82	556.9	548.9	845.5	831.4	544.0
1/27/82	557.1	544.2	851.4	837.5	542.8
1/28/82	573.8	562.1	873.1	860.2	554.1
1/29/82	584.5	568.6	889.1	878.1	558.9
1/30/82	583.4	571.0	903.5	893.2	556.1
1/31/82	581.8	567.4	903.6	894.1	546.6
2/1/82	581.3	568.8	897.6	891.5	540.1
2/2/82	583.2	572.0	885.4	883.7	533.4
2/3/82	591.4	581.3	866.9	872.5	532.3
2/4/82	608.2	605.7	819.7	844.1	544.1
2/5/82	582.3	604.3	681.8	740.8	557.6
2/6/82	527.9	561.6	396.0	447.0	574.9
2/7/82	483.4	519.4	301.7	317.7	563.3
2/8/82	428.9	464.0	280.2	285.9	505.5
2/9/82	393.7	421.0	274.1	277.4	449.5
2/10/82	357.6	381.1	271.6	274.2	392.8
2/11/82	324.8	342.5	270.6	272.5	342.5
2/12/82	307.7	318.3	270.7	272.3	315.9
2/13/82	303.2	310.9	270.0	271.9	308.4
2/14/82	298.8	303.4	268.0	269.9	301.4
2/15/82	286.8	292.6	265.8	267.1	288.4
2/16/82	274.0	278.2	264.3	264.9	274.4
2/17/82	267.5	270.6	262.5	263.4	267.3
2/18/82	271.3	269.9	276.3	273.7	270.3
2/19/82	287.8	292.6	272.0	279.5	286.2
2/20/82	261.3	263.0	258.8	259.6	260.8

## Daily DSM2 Model Output

Date	Avg Of B1-DB5	Avg Of B1-DB6	Avg Of B2-DB5	Avg Of B2-DB6	Avg Of H3-DB5
2/21/82	259.1	260.3	257.8	257.9	258.7
2/22/82	258.8	259.5	257.5	257.5	258.2
2/23/82	258.6	259.6	257.3	257.3	258.1
2/24/82	258.3	259.1	257.2	257.1	257.9
2/25/82	258.4	259.2	257.2	257.2	257.9
2/26/82	258.5	259.4	257.4	257.4	258.1
2/27/82	259.0	260.3	257.8	257.9	258.5
2/28/82	264.5	263.9	263.1	262.2	263.8
3/1/82	277.7	277.4	276.5	276.3	277.1
3/2/82	291.1	290.1	291.3	289.9	290.5
3/3/82	303.7	303.9	305.6	305.6	303.2
3/4/82	306.7	307.7	310.2	310.7	306.2
3/5/82	308.1	309.3	310.6	312.0	307.3
3/6/82	310.3	311.6	312.0	313.2	307.9
3/7/82	309.0	310.9	311.0	312.6	308.6
3/8/82	309.4	311.0	310.9	312.5	309.3
3/9/82	309.7	311.7	312.4	314.0	309.2
3/10/82	310.5	312.0	313.9	315.6	309.4
3/11/82	310.8	312.5	313.1	314.8	309.5
3/12/82	311.6	313.4	314.0	315.8	310.1
3/13/82	312.1	313.6	314.8	316.1	310.8
3/14/82	310.2	312.4	313.2	315.1	309.2
3/15/82	310.7	311.9	313.4	314.7	309.5
3/16/82	308.8	309.8	311.6	312.6	307.5
3/17/82	307.5	308.8	310.3	311.6	306.5
3/18/82	308.2	309.2	308.8	310.6	307.3
3/19/82	317.2	319.3	316.4	317.8	316.8
3/20/82	312.3	316.1	317.4	320.8	313.5
3/21/82	305.0	308.2	309.5	313.0	303.7
3/22/82	305.0	307.0	306.3	309.2	302.3
3/23/82	304.2	307.0	306.0	308.8	303.1
3/24/82	302.8	305.7	306.1	309.2	302.2
3/25/82	303.2	306.1	306.7	309.7	302.4
3/26/82	303.8	306.5	307.1	310.0	303.0
3/27/82	305.9	308.3	308.8	311.4	305.2
3/28/82	306.7	308.9	309.1	311.3	306.6
3/29/82	306.1	307.8	308.6	310.3	306.0
3/30/82	307.1	307.9	309.5	310.3	306.4
3/31/82	305.4	306.1	305.8	307.1	304.6
4/1/82	296.8	299.1	295.0	297.0	295.9
4/2/82	268.9	274.9	260.8	269.2	267.9
4/3/82	198.8	205.7	192.6	198.2	197.9
4/4/82	180.9	182.2	178.9	180.4	179.8
4/5/82	178.8	179.9	177.3	178.3	178.2
4/6/82	177.1	178.0	176.1	176.6	176.8

## Daily DSM2 Model Output

Date	Avg Of B1-DB5	Avg Of B1-DB6	Avg Of B2-DB5	Avg Of B2-DB6	Avg Of H3-DB5
4/7/82	176.0	176.4	175.5	175.6	175.8
4/8/82	175.3	175.5	174.9	175.0	175.2
4/9/82	174.6	174.8	174.4	174.4	174.6
4/10/82	174.4	174.7	174.1	174.2	174.4
4/11/82	174.2	174.1	173.9	173.8	174.1
4/12/82	174.1	174.1	173.8	173.7	174.1
4/13/82	174.1	174.1	173.8	173.7	174.1
4/14/82	174.0	174.0	173.7	173.7	174.0
4/15/82	173.9	173.9	173.6	173.6	173.9
4/16/82	173.8	173.7	173.5	173.4	173.7
4/17/82	173.6	173.5	173.3	173.3	173.6
4/18/82	173.5	173.4	173.2	173.1	173.5
4/19/82	173.4	173.3	173.1	173.1	173.4
4/20/82	173.3	173.2	173.1	173.0	173.3
4/21/82	173.3	173.2	173.1	173.0	173.3
4/22/82	173.3	173.2	173.1	173.0	173.3
4/23/82	173.4	173.3	173.1	173.0	173.3
4/24/82	173.4	173.3	173.2	173.0	173.4
4/25/82	173.4	173.3	173.2	173.1	173.4
4/26/82	173.5	173.4	173.2	173.1	173.4
4/27/82	173.5	173.4	173.2	173.2	173.5
4/28/82	173.6	173.5	173.3	173.3	173.6
4/29/82	173.8	173.7	173.5	173.4	173.7
4/30/82	175.1	174.8	174.8	174.5	175.0
5/1/82	176.7	176.7	176.2	176.1	176.6
5/2/82	170.5	171.3	169.3	169.7	170.5
5/3/82	169.0	169.0	168.6	168.2	168.9
5/4/82	169.2	169.3	168.8	168.5	169.2
5/5/82	169.4	169.5	168.9	168.7	169.3
5/6/82	169.6	170.0	169.0	168.9	169.5
5/7/82	169.9	170.4	169.1	169.2	169.8
5/8/82	169.9	170.4	169.1	169.3	169.9
5/9/82	170.2	170.9	169.2	169.5	170.1
5/10/82	170.6	171.2	169.3	169.7	170.6
5/11/82	170.7	171.2	169.4	169.8	170.6
5/12/82	170.7	171.2	169.5	169.8	170.7
5/13/82	171.0	171.6	169.7	169.9	171.0
5/14/82	171.0	171.7	169.8	169.9	171.0
5/15/82	171.4	172.3	170.0	170.0	171.4
5/16/82	171.7	172.6	170.2	170.2	171.7
5/17/82	171.9	173.0	170.3	170.5	171.9
5/18/82	173.1	174.3	170.6	171.1	173.1
5/19/82	174.2	175.2	171.1	171.8	174.2
5/20/82	175.5	176.3	171.8	172.6	175.4
5/21/82	176.4	177.3	172.5	173.2	176.4

## Daily DSM2 Model Output

Date	Avg Of B1-DB5	Avg Of B1-DB6	Avg Of B2-DB5	Avg Of B2-DB6	Avg Of H3-DB5
5/22/82	177.9	178.9	173.1	173.5	177.9
5/23/82	179.6	180.6	173.4	173.9	179.8
5/24/82	181.2	182.4	173.8	174.2	181.3
5/25/82	182.4	183.7	174.6	174.7	182.4
5/26/82	183.2	184.6	175.0	175.3	183.1
5/27/82	184.4	185.7	175.6	176.2	184.4
5/28/82	186.0	187.2	175.4	176.3	186.0
5/29/82	188.4	189.4	177.3	177.9	189.0
5/30/82	190.3	191.3	183.3	182.5	195.9
5/31/82	197.8	196.7	189.7	188.4	202.8
6/1/82	204.3	203.4	195.8	194.4	210.1
6/2/82	208.8	208.4	201.2	199.7	216.8
6/3/82	212.6	211.9	205.9	204.4	221.8
6/4/82	214.5	213.2	210.4	208.7	226.2
6/5/82	214.1	212.6	214.2	212.3	231.3
6/6/82	212.6	211.0	217.3	215.3	239.4
6/7/82	211.5	209.7	220.5	217.9	251.0
6/8/82	210.4	209.4	222.5	220.2	264.3
6/9/82	212.4	211.7	226.1	223.7	274.7
6/10/82	216.8	216.1	229.9	227.9	279.0
6/11/82	224.3	222.1	234.8	233.1	283.9
6/12/82	232.1	229.1	240.1	238.7	286.5
6/13/82	240.6	236.3	246.0	245.1	284.6
6/14/82	251.4	245.2	253.6	253.3	279.3
6/15/82	261.3	253.8	263.1	263.4	283.4
6/16/82	270.7	261.8	275.3	276.0	289.9
6/17/82	277.8	267.8	290.5	291.2	294.5
6/18/82	286.1	273.8	305.8	306.7	300.1
6/19/82	289.8	276.9	322.0	322.4	304.5
6/20/82	293.3	280.1	336.1	336.4	310.2
6/21/82	297.3	283.8	348.1	348.3	318.0
6/22/82	299.2	286.7	359.0	359.0	326.7
6/23/82	300.8	288.6	369.1	369.0	334.9
6/24/82	303.4	291.7	376.9	377.4	345.6
6/25/82	304.8	293.1	384.3	384.8	357.6
6/26/82	304.1	292.0	392.0	392.5	363.8
6/27/82	301.8	290.9	399.9	400.0	369.5
6/28/82	305.7	292.6	407.3	406.5	376.2
6/29/82	307.8	293.9	413.2	412.1	385.5
6/30/82	309.2	294.7	419.4	417.6	378.3
7/1/82	312.3	298.9	424.9	421.1	374.1
7/2/82	318.3	306.7	427.6	423.2	373.9
7/3/82	325.6	315.2	432.0	426.9	377.1
7/4/82	332.3	322.9	436.0	430.6	381.8
7/5/82	340.3	330.0	440.3	434.4	387.2

## Daily DSM2 Model Output

Date	Avg Of B1-DB5	Avg Of B1-DB6	Avg Of B2-DB5	Avg Of B2-DB6	Avg Of H3-DB5
7/6/82	344.9	337.2	443.2	438.2	392.3
7/7/82	352.3	344.4	447.3	442.2	397.5
7/8/82	357.8	349.7	450.6	445.1	402.0
7/9/82	359.8	352.5	451.1	445.6	402.6
7/10/82	360.5	353.1	449.2	443.4	401.7
7/11/82	360.6	352.6	444.9	438.2	399.7
7/12/82	362.0	353.3	439.6	432.1	398.0
7/13/82	364.8	355.0	434.7	426.0	395.8
7/14/82	365.7	354.8	427.5	417.8	392.9
7/15/82	366.7	354.8	422.5	411.6	388.4
7/16/82	365.1	353.2	416.2	405.2	384.2
7/17/82	362.3	350.5	408.5	398.5	376.1
7/18/82	360.3	349.0	402.1	393.0	370.8
7/19/82	359.8	347.8	398.7	388.6	367.6
7/20/82	359.5	347.1	395.4	384.8	364.7
7/21/82	357.5	345.2	390.9	380.2	361.1
7/22/82	354.3	343.3	384.9	376.0	357.9
7/23/82	351.4	342.0	380.2	372.1	352.9
7/24/82	350.4	340.7	378.4	368.5	351.1
7/25/82	347.8	338.9	373.5	364.8	346.5
7/26/82	347.6	336.5	371.7	360.4	346.8
7/27/82	346.5	333.5	369.2	355.4	344.6
7/28/82	342.2	331.3	362.2	351.5	340.0
7/29/82	341.5	330.4	359.7	349.4	337.6
7/30/82	340.3	328.9	357.1	346.2	334.5
7/31/82	337.9	326.0	353.4	345.8	331.8
8/1/82	334.9	323.0	357.0	350.9	329.5
8/2/82	331.0	321.7	361.6	355.0	325.6
8/3/82	331.1	320.5	363.8	357.5	324.1
8/4/82	329.2	319.5	364.2	358.2	323.0
8/5/82	329.0	318.4	364.3	357.5	321.3
8/6/82	326.5	316.9	362.7	356.4	320.5
8/7/82	327.4	317.9	363.1	356.9	320.3
8/8/82	327.1	317.2	362.7	356.4	320.2
8/9/82	325.1	316.3	361.5	354.6	319.3
8/10/82	327.2	316.6	359.7	352.7	322.9
8/11/82	326.4	315.7	357.6	350.3	323.2
8/12/82	323.9	314.6	355.6	348.8	319.3
8/13/82	322.7	315.5	355.8	349.4	315.7
8/14/82	322.8	317.0	356.4	350.5	315.1
8/15/82	323.7	319.4	357.0	351.6	316.0
8/16/82	325.8	322.8	357.6	352.5	318.5
8/17/82	329.3	327.4	357.1	352.5	321.8
8/18/82	334.2	333.6	356.9	352.4	327.3
8/19/82	340.7	341.0	357.8	352.4	333.6

## Daily DSM2 Model Output

Date	Avg Of B1-DB5	Avg Of B1-DB6	Avg Of B2-DB5	Avg Of B2-DB6	Avg Of H3-DB5
8/20/82	347.9	348.9	356.8	352.0	340.4
8/21/82	355.1	357.7	354.9	349.2	348.1
8/22/82	363.2	366.5	351.8	346.6	356.3
8/23/82	369.7	373.9	349.4	344.1	361.9
8/24/82	375.2	380.8	346.5	341.1	367.0
8/25/82	380.1	387.0	343.6	338.7	371.9
8/26/82	384.0	392.1	342.8	337.1	376.1
8/27/82	387.2	395.3	340.8	335.8	379.2
8/28/82	389.0	396.5	339.8	335.6	381.1
8/29/82	388.9	396.6	339.4	335.2	380.9
8/30/82	388.6	396.1	338.3	334.7	380.9
8/31/82	389.2	395.6	338.0	334.6	381.8
9/1/82	387.5	393.2	338.2	334.1	379.0
9/2/82	386.5	391.8	339.4	335.4	378.2
9/3/82	387.0	391.0	341.4	337.7	377.8
9/4/82	385.6	390.5	342.1	338.0	377.8
9/5/82	386.0	390.2	343.5	339.3	376.9
9/6/82	385.1	389.9	342.5	338.1	374.3
9/7/82	385.3	388.9	341.3	337.2	372.9
9/8/82	383.8	387.2	341.4	337.7	369.2
9/9/82	381.8	385.3	341.6	338.5	365.3
9/10/82	379.8	383.4	342.4	339.4	360.5
9/11/82	376.8	380.6	343.2	339.8	355.0
9/12/82	374.1	377.3	342.8	339.5	348.0
9/13/82	371.1	373.5	343.9	340.6	341.6
9/14/82	366.8	369.5	344.7	341.7	335.5
9/15/82	363.9	365.6	346.1	343.2	330.0
9/16/82	360.5	361.8	347.9	345.4	326.5
9/17/82	357.4	358.3	349.4	347.3	322.1
9/18/82	354.1	355.4	350.5	348.9	318.7
9/19/82	352.5	353.3	350.8	350.0	314.4
9/20/82	350.6	351.1	350.8	350.9	310.9
9/21/82	349.3	349.0	349.2	351.0	308.5
9/22/82	347.0	347.2	345.8	349.5	305.9
9/23/82	344.8	345.0	341.5	346.5	303.2
9/24/82	343.1	343.3	336.3	342.6	300.5
9/25/82	342.2	342.1	328.4	336.1	299.4
9/26/82	340.9	340.6	318.8	327.6	299.0
9/27/82	339.0	338.7	310.6	319.3	297.9
9/28/82	337.6	337.1	303.4	312.1	297.3
9/29/82	336.5	335.3	297.0	304.3	297.2
9/30/82	338.7	336.1	293.8	300.1	300.3
10/1/82	343.6	340.5	285.5	292.0	305.8
10/2/82	345.1	342.8	277.3	283.2	292.9
10/3/82	345.7	344.0	271.8	276.3	278.5

## Daily DSM2 Model Output

Date	Avg Of B1-DB5	Avg Of B1-DB6	Avg Of B2-DB5	Avg Of B2-DB6	Avg Of H3-DB5
10/4/82	345.5	345.4	259.4	268.4	261.8
10/5/82	344.6	344.5	237.6	250.9	244.9
10/6/82	344.9	345.0	221.4	232.9	232.0
10/7/82	344.4	345.1	211.6	220.0	219.5
10/8/82	342.8	342.7	210.8	216.9	219.9
10/9/82	341.5	340.1	210.3	215.7	219.5
10/10/82	340.1	338.4	209.7	214.7	215.4
10/11/82	338.6	336.6	209.6	213.9	212.8
10/12/82	338.2	335.9	208.2	212.6	212.7
10/13/82	338.0	335.2	206.8	210.7	215.7
10/14/82	337.2	334.6	211.1	214.3	223.9
10/15/82	337.1	333.7	226.5	229.3	242.1
10/16/82	334.5	331.1	243.0	245.8	258.7
10/17/82	332.1	328.1	258.0	259.0	263.5
10/18/82	328.8	324.6	267.2	265.9	260.7
10/19/82	327.1	322.1	269.5	267.6	254.3
10/20/82	323.5	318.8	267.5	265.4	247.8
10/21/82	319.6	314.9	263.5	261.3	242.0
10/22/82	317.7	313.3	259.3	257.7	237.4
10/23/82	319.2	314.3	256.4	254.6	235.1
10/24/82	318.4	312.8	251.9	250.0	231.3
10/25/82	318.8	312.7	248.8	246.8	228.5
10/26/82	327.9	321.9	248.8	246.8	231.4
10/27/82	327.7	323.3	244.6	242.9	229.3
10/28/82	323.1	319.1	238.8	237.1	226.2
10/29/82	316.8	313.1	232.7	231.9	221.8
10/30/82	320.2	316.7	235.4	232.6	224.6
10/31/82	320.1	319.1	246.7	244.4	234.0
11/1/82	323.1	322.1	254.3	252.7	239.1
11/2/82	324.3	326.2	263.0	260.3	244.5
11/3/82	315.8	324.9	272.1	270.3	252.8
11/4/82	295.9	310.9	276.2	277.2	260.8
11/5/82	272.0	288.2	275.2	279.4	269.1
11/6/82	258.2	270.7	271.7	276.6	275.4
11/7/82	253.9	261.7	269.3	273.7	278.8
11/8/82	257.1	262.2	272.2	275.0	280.0
11/9/82	262.1	265.9	275.4	277.7	280.4
11/10/82	268.1	271.2	280.8	282.0	283.1
11/11/82	275.6	277.1	286.9	287.4	287.9
11/12/82	282.7	282.6	286.3	287.5	279.3
11/13/82	289.9	288.2	283.8	285.2	267.7
11/14/82	295.4	293.8	284.2	283.4	260.9
11/15/82	298.5	297.4	283.8	281.9	257.2
11/16/82	302.0	300.8	282.0	280.1	255.7
11/17/82	302.7	301.1	277.2	273.8	252.8



## Daily DSM2 Model Output

Date	Avg Of B1-DB5	Avg Of B1-DB6	Avg Of B2-DB5	Avg Of B2-DB6	Avg Of H3-DB5
11/18/82	309.6	307.0	281.7	279.8	256.8
11/19/82	317.5	313.8	288.8	286.1	263.6
11/20/82	322.4	317.6	292.3	288.6	265.3
11/21/82	322.0	317.4	292.2	287.9	264.0
11/22/82	322.3	317.4	292.1	290.0	263.2
11/23/82	331.5	324.0	299.8	296.9	268.3
11/24/82	337.0	329.0	306.3	303.3	273.7
11/25/82	338.7	331.1	303.5	300.6	269.6
11/26/82	338.9	331.8	303.9	300.0	268.0
11/27/82	347.1	339.4	310.0	306.0	272.4
11/28/82	349.7	344.4	314.5	310.4	274.5
11/29/82	347.0	344.3	312.7	311.5	274.6
11/30/82	319.0	340.8	290.7	311.1	296.5
12/1/82	241.4	258.7	213.5	219.4	280.4
12/2/82	220.7	227.1	221.7	218.5	271.6
12/3/82	264.4	255.7	273.8	271.1	266.8
12/4/82	288.5	289.1	287.0	289.2	284.7
12/5/82	273.7	276.8	274.2	277.2	292.9
12/6/82	269.0	271.1	271.1	272.9	284.6
12/7/82	268.1	269.2	270.3	271.2	278.4
12/8/82	267.9	269.0	270.1	271.2	278.4
12/9/82	267.6	268.7	269.5	270.5	277.3
12/10/82	267.4	268.4	268.9	269.5	274.5
12/11/82	267.6	268.6	269.1	269.9	274.5
12/12/82	267.5	268.6	269.1	270.0	274.3
12/13/82	267.6	268.7	269.0	270.0	273.5
12/14/82	268.0	269.2	269.4	270.6	273.6
12/15/82	268.3	269.7	270.0	271.5	274.5
12/16/82	268.0	269.4	269.8	271.1	274.8
12/17/82	268.3	269.7	269.6	270.9	273.5
12/18/82	268.7	270.1	270.7	272.0	274.3
12/19/82	268.8	270.4	271.5	273.0	277.1
12/20/82	268.4	270.7	271.2	273.1	279.2
12/21/82	268.4	270.4	271.0	272.9	278.4
12/22/82	267.5	268.1	269.8	270.1	275.5
12/23/82	267.5	268.3	268.9	269.2	271.8
12/24/82	267.8	268.6	269.8	270.6	274.8
12/25/82	267.5	268.4	269.3	270.1	275.1
12/26/82	267.4	268.2	268.8	269.7	273.0
12/27/82	267.1	267.9	268.2	269.0	271.7
12/28/82	266.7	267.5	267.5	268.3	270.6
12/29/82	266.3	267.0	267.0	267.6	269.9
12/30/82	265.8	266.4	266.6	266.9	268.9
12/31/82	280.8	278.5	281.0	278.7	281.2
1/1/83	296.4	295.6	296.2	295.4	296.2

## Daily DSM2 Model Output

Date	Avg Of B1-DB5	Avg Of B1-DB6	Avg Of B2-DB5	Avg Of B2-DB6	Avg Of H3-DB5
1/2/83	288.5	287.3	288.3	287.0	288.2
1/3/83	289.0	287.5	288.8	287.3	289.0
1/4/83	290.2	288.8	290.0	288.6	290.1
1/5/83	292.6	291.4	292.5	291.3	292.1
1/6/83	294.8	293.8	295.0	294.2	294.8
1/7/83	296.2	295.5	296.3	295.6	296.5
1/8/83	298.2	297.5	298.1	297.5	298.8
1/9/83	299.8	299.7	299.1	299.0	300.1
1/10/83	300.7	301.6	299.5	300.5	300.0
1/11/83	301.6	303.6	300.8	302.8	300.6
1/12/83	302.6	305.4	302.0	304.9	302.3
1/13/83	304.1	308.0	303.6	307.4	304.1
1/14/83	305.8	309.8	306.5	310.3	306.1
1/15/83	308.7	311.8	308.1	311.9	309.0
1/16/83	310.9	313.1	309.5	312.1	310.9
1/17/83	313.8	314.6	312.8	314.6	313.3
1/18/83	314.9	312.0	313.0	310.5	314.7
1/19/83	317.3	315.9	315.1	313.0	315.2
1/20/83	315.2	313.9	315.7	314.9	314.7
1/21/83	313.0	315.0	311.1	312.9	312.1
1/22/83	306.1	309.5	306.3	309.7	306.7
1/23/83	300.5	303.8	300.8	303.9	300.8
1/24/83	294.0	294.4	294.4	294.8	294.8
1/25/83	289.4	289.7	289.3	289.7	289.8
1/26/83	283.3	282.9	283.1	282.7	283.5
1/27/83	280.9	280.6	280.6	280.3	281.0
1/28/83	276.6	276.5	276.4	276.3	276.7
1/29/83	275.1	275.1	275.3	275.2	275.6
1/30/83	274.7	274.7	274.1	274.2	274.4
1/31/83	266.7	267.2	266.5	267.0	266.7
2/1/83	265.0	264.8	264.9	264.7	265.0
2/2/83	271.7	271.5	271.4	271.2	271.8
2/3/83	273.9	273.5	273.6	273.2	274.0
2/4/83	274.7	274.2	274.5	274.0	274.8
2/5/83	274.8	274.4	274.9	274.6	274.9
2/6/83	274.3	274.1	273.9	273.7	274.2
2/7/83	273.6	273.5	273.4	273.2	273.7
2/8/83	273.4	273.1	273.0	272.7	273.3
2/9/83	272.1	271.9	271.6	271.5	271.9
2/10/83	271.4	271.2	271.0	270.7	271.3
2/11/83	270.5	270.4	270.2	270.0	270.5
2/12/83	270.5	270.4	270.2	270.1	270.5
2/13/83	271.0	270.9	270.7	270.7	270.9
2/14/83	271.3	271.2	270.0	269.9	271.1
2/15/83	271.4	271.3	271.1	271.0	271.4

## Daily DSM2 Model Output

Date	Avg Of B1-DB5	Avg Of B1-DB6	Avg Of B2-DB5	Avg Of B2-DB6	Avg Of H3-DB5
2/16/83	272.4	272.4	272.4	272.3	272.4
2/17/83	272.6	272.5	272.9	272.7	272.6
2/18/83	274.5	274.4	274.4	274.4	274.5
2/19/83	274.1	273.8	273.6	273.4	274.1
2/20/83	274.4	274.3	273.9	273.7	274.4
2/21/83	274.6	274.4	274.2	274.0	274.4
2/22/83	274.6	274.3	274.0	273.8	274.7
2/23/83	276.2	275.7	276.0	275.6	275.9
2/24/83	276.1	275.4	276.0	275.5	276.1
2/25/83	275.8	274.8	275.9	275.0	275.9
2/26/83	277.0	275.4	277.6	276.1	277.5
2/27/83	276.0	274.8	276.6	275.4	276.5
2/28/83	279.4	278.0	279.7	278.2	279.8
3/1/83	277.9	279.2	278.6	279.8	278.4
3/2/83	243.5	243.9	244.4	244.7	244.2
3/3/83	240.2	240.2	240.5	240.6	240.4
3/4/83	238.8	238.8	239.0	239.0	238.6
3/5/83	237.8	237.8	237.7	237.7	237.7
3/6/83	237.5	237.5	237.4	237.4	237.4
3/7/83	237.6	237.6	237.5	237.5	237.5
3/8/83	237.7	237.7	237.6	237.6	237.7
3/9/83	238.0	238.0	237.9	238.0	237.9
3/10/83	238.5	238.5	238.5	238.5	238.5
3/11/83	238.8	238.8	238.9	239.0	238.8
3/12/83	238.8	238.8	238.9	239.0	238.8
3/13/83	239.5	239.6	239.7	239.7	239.6
3/14/83	239.6	239.7	239.7	239.8	239.6
3/15/83	239.3	239.4	239.6	239.7	239.2
3/16/83	239.3	239.4	239.3	239.4	239.3
3/17/83	239.3	239.4	239.5	239.5	239.3
3/18/83	239.8	239.8	240.1	240.1	239.7
3/19/83	239.6	239.6	239.9	240.0	239.6
3/20/83	239.4	239.4	239.7	239.7	239.4
3/21/83	239.6	239.6	239.9	239.9	239.6
3/22/83	239.7	239.7	241.5	241.5	239.8
3/23/83	239.1	239.1	240.9	241.0	239.1
3/24/83	239.5	239.5	240.8	241.0	239.6
3/25/83	239.4	239.5	240.4	240.5	239.5
3/26/83	239.1	239.2	240.1	240.3	238.9
3/27/83	238.8	238.9	239.6	239.8	238.6
3/28/83	239.8	239.9	240.1	240.2	239.7
3/29/83	241.2	241.3	241.1	241.2	241.0
3/30/83	243.0	243.0	243.8	243.8	242.8
3/31/83	234.2	235.0	234.7	235.5	233.7
4/1/83	218.9	220.2	220.0	221.5	218.5

## Daily DSM2 Model Output

Date	Avg Of B1-DB5	Avg Of B1-DB6	Avg Of B2-DB5	Avg Of B2-DB6	Avg Of H3-DB5
4/2/83	183.5	183.2	184.9	185.1	182.9
4/3/83	187.2	186.5	182.0	181.7	181.8
4/4/83	187.2	186.8	181.2	181.0	183.2
4/5/83	186.1	185.9	180.9	180.7	183.1
4/6/83	184.2	184.3	180.1	180.1	181.8
4/7/83	183.0	183.1	179.7	179.6	181.2
4/8/83	182.0	182.2	179.6	179.5	181.0
4/9/83	181.2	181.3	179.5	179.5	180.7
4/10/83	180.4	180.5	179.4	179.3	180.4
4/11/83	179.9	179.8	179.3	179.2	180.3
4/12/83	179.3	179.2	179.2	179.3	180.4
4/13/83	179.0	179.0	179.3	179.5	180.0
4/14/83	178.5	178.8	179.0	179.5	179.7
4/15/83	178.8	179.1	178.9	179.5	179.6
4/16/83	178.7	179.3	179.2	180.0	179.5
4/17/83	178.6	179.3	178.9	179.9	179.4
4/18/83	178.6	179.1	179.0	179.7	179.3
4/19/83	178.5	179.0	178.8	179.5	179.2
4/20/83	178.4	178.6	178.8	179.1	179.0
4/21/83	178.4	178.5	178.7	178.9	179.0
4/22/83	178.2	178.5	178.6	178.9	178.7
4/23/83	178.0	177.9	178.1	178.1	178.5
4/24/83	177.9	177.8	177.9	177.8	178.5
4/25/83	177.8	177.8	177.9	177.9	178.4
4/26/83	177.7	177.9	177.7	177.9	178.2
4/27/83	177.5	177.7	177.5	177.8	178.0
4/28/83	177.4	177.7	177.4	177.7	177.8
4/29/83	177.2	177.4	177.2	177.4	177.7
4/30/83	176.1	176.3	176.0	176.3	176.4
5/1/83	177.5	176.9	177.4	176.8	177.7
5/2/83	192.5	191.9	192.5	191.8	192.7
5/3/83	194.6	194.5	194.5	194.4	194.7
5/4/83	194.5	194.4	194.4	194.4	194.6
5/5/83	194.5	194.4	194.4	194.3	194.6
5/6/83	194.5	194.4	194.4	194.3	194.6
5/7/83	194.5	194.4	194.5	194.4	194.6
5/8/83	194.6	194.5	194.6	194.4	194.7
5/9/83	194.7	194.6	194.7	194.5	194.9
5/10/83	194.9	194.8	194.8	194.7	195.0
5/11/83	195.0	195.0	194.9	194.9	195.1
5/12/83	195.1	195.2	195.0	195.1	195.2
5/13/83	195.2	195.4	195.1	195.3	195.3
5/14/83	195.3	195.6	195.2	195.5	195.4
5/15/83	195.4	195.8	195.3	195.7	195.5
5/16/83	195.5	195.9	195.4	195.8	195.6

## Daily DSM2 Model Output

Date	Avg Of B1-DB5	Avg Of B1-DB6	Avg Of B2-DB5	Avg Of B2-DB6	Avg Of H3-DB5
5/17/83	195.7	195.9	195.6	195.8	195.7
5/18/83	195.8	195.9	195.7	195.9	195.8
5/19/83	195.9	195.8	195.8	195.7	195.9
5/20/83	195.9	195.8	195.9	195.7	196.0
5/21/83	196.0	195.8	195.9	195.7	196.0
5/22/83	196.0	195.9	196.0	195.9	196.1
5/23/83	196.1	196.1	196.1	196.1	196.2
5/24/83	196.2	196.2	196.1	196.2	196.2
5/25/83	196.3	196.4	196.2	196.4	196.3
5/26/83	196.1	196.4	196.1	196.4	196.2
5/27/83	196.0	196.4	195.9	196.3	196.1
5/28/83	195.7	196.1	195.6	196.0	195.8
5/29/83	195.4	195.7	195.3	195.7	195.5
5/30/83	195.1	195.2	195.0	195.1	195.1
5/31/83	196.6	196.3	196.5	196.3	196.6
6/1/83	199.0	198.5	198.9	198.4	199.3
6/2/83	204.6	204.1	204.4	204.1	204.6
6/3/83	205.2	205.0	204.8	204.7	205.2
6/4/83	205.1	204.9	204.8	204.6	205.1
6/5/83	205.2	204.9	204.8	204.6	205.2
6/6/83	205.3	205.1	204.9	204.7	205.3
6/7/83	205.4	205.3	205.0	204.9	205.4
6/8/83	205.4	205.4	205.1	205.0	205.5
6/9/83	205.5	205.6	205.1	205.1	205.5
6/10/83	205.5	205.7	205.2	205.2	205.5
6/11/83	205.5	205.8	205.2	205.3	205.5
6/12/83	205.4	205.6	205.2	205.2	205.5
6/13/83	205.4	205.6	205.2	205.1	205.5
6/14/83	205.5	205.6	205.2	205.1	205.6
6/15/83	205.7	205.6	205.4	205.2	205.8
6/16/83	205.9	205.7	205.5	205.3	205.9
6/17/83	206.0	205.8	205.7	205.4	206.1
6/18/83	206.2	205.9	205.9	205.6	206.3
6/19/83	206.4	206.2	206.0	205.8	206.4
6/20/83	206.5	206.6	206.1	206.1	206.5
6/21/83	206.5	206.8	206.2	206.2	206.6
6/22/83	206.6	206.9	206.2	206.3	206.7
6/23/83	206.8	207.3	206.3	206.5	206.8
6/24/83	206.8	207.4	206.3	206.6	206.8
6/25/83	206.8	207.4	206.3	206.6	206.9
6/26/83	206.7	207.2	206.3	206.5	206.8
6/27/83	206.8	207.2	206.3	206.5	206.8
6/28/83	206.8	207.3	206.4	206.5	206.9
6/29/83	207.1	207.4	206.6	206.5	207.1
6/30/83	207.0	207.7	204.4	205.2	207.1

## Daily DSM2 Model Output

Date	Avg Of B1-DB5	Avg Of B1-DB6	Avg Of B2-DB5	Avg Of B2-DB6	Avg Of H3-DB5
7/1/83	208.2	209.1	202.8	203.3	208.3
7/2/83	234.1	228.7	247.0	242.0	234.1
7/3/83	264.3	263.8	260.6	260.9	264.3
7/4/83	266.5	267.4	261.1	261.5	266.5
7/5/83	266.6	267.3	261.3	261.7	266.6
7/6/83	266.9	267.4	261.5	261.9	266.9
7/7/83	266.9	267.5	261.6	262.0	267.0
7/8/83	266.7	267.3	261.6	262.0	266.7
7/9/83	266.8	267.2	261.6	262.0	266.8
7/10/83	267.0	267.3	261.6	262.0	266.8
7/11/83	266.8	267.1	261.4	262.1	266.6
7/12/83	266.7	267.0	261.3	262.1	266.5
7/13/83	266.4	267.0	261.1	261.9	266.2
7/14/83	266.3	267.1	260.9	261.6	266.2
7/15/83	266.9	267.8	260.8	261.4	266.8
7/16/83	267.0	268.1	261.0	261.4	266.9
7/17/83	268.1	269.0	261.4	261.9	268.0
7/18/83	269.1	270.1	261.9	262.4	269.1
7/19/83	271.5	272.5	262.6	263.0	271.5
7/20/83	275.7	276.1	263.5	264.1	275.6
7/21/83	279.6	279.9	264.6	265.5	279.6
7/22/83	283.8	284.2	266.2	267.1	283.8
7/23/83	288.4	288.8	267.7	268.9	288.3
7/24/83	293.1	293.2	269.8	270.8	293.0
7/25/83	298.0	297.4	273.3	273.8	297.9
7/26/83	301.8	301.0	276.7	277.6	301.8
7/27/83	305.2	304.1	280.1	280.9	305.1
7/28/83	307.1	305.7	283.6	284.6	307.0
7/29/83	307.2	305.6	288.1	289.0	307.1
7/30/83	305.6	303.3	293.1	293.7	305.5
7/31/83	301.2	298.1	298.9	298.5	301.1
8/1/83	295.9	293.7	302.3	301.7	295.8
8/2/83	294.2	292.0	305.0	304.2	294.1
8/3/83	292.1	290.2	306.8	305.6	292.1
8/4/83	290.4	288.7	307.6	306.1	290.3
8/5/83	288.4	286.8	306.7	304.9	288.3
8/6/83	286.1	284.9	304.5	302.5	286.1
8/7/83	285.0	283.9	302.9	301.2	285.0
8/8/83	285.2	283.4	302.6	300.7	285.2
8/9/83	285.3	283.3	303.2	301.1	285.3
8/10/83	285.0	282.7	303.5	301.2	285.0
8/11/83	283.6	280.7	303.3	300.5	283.5
8/12/83	280.8	277.9	300.9	298.2	280.8
8/13/83	277.9	275.3	300.3	297.4	277.8
8/14/83	275.4	272.7	298.0	295.1	275.3

## Daily DSM2 Model Output

Date	Avg Of B1-DB5	Avg Of B1-DB6	Avg Of B2-DB5	Avg Of B2-DB6	Avg Of H3-DB5
8/15/83	272.6	269.9	294.9	291.9	272.5
8/16/83	269.5	266.9	290.8	288.0	269.4
8/17/83	266.6	264.3	287.1	284.1	266.6
8/18/83	264.3	262.4	284.3	281.9	264.3
8/19/83	262.2	260.4	282.6	280.1	262.1
8/20/83	259.0	257.9	280.1	277.4	259.0
8/21/83	258.1	256.1	279.0	276.4	258.0
8/22/83	256.0	254.4	278.5	275.6	255.9
8/23/83	255.0	253.1	278.1	275.3	255.0
8/24/83	254.9	251.9	278.5	275.6	254.8
8/25/83	253.3	251.0	279.5	276.1	253.2
8/26/83	252.1	249.5	278.7	275.6	252.0
8/27/83	250.4	247.8	277.1	274.1	250.4
8/28/83	248.7	246.4	276.4	273.3	248.7
8/29/83	247.3	245.1	273.8	271.1	247.2
8/30/83	245.6	243.7	270.6	268.1	245.5
8/31/83	250.1	247.3	270.7	268.2	250.0
9/1/83	254.4	253.1	274.1	271.0	254.3
9/2/83	255.6	255.1	274.9	272.9	255.5
9/3/83	256.5	255.3	273.9	271.9	256.4
9/4/83	257.9	256.5	274.2	272.1	257.8
9/5/83	259.1	257.4	274.1	271.8	259.0
9/6/83	261.7	259.6	276.0	273.4	261.7
9/7/83	263.8	261.6	277.1	274.8	263.7
9/8/83	266.6	264.7	279.2	277.2	266.5
9/9/83	269.7	267.8	281.7	279.9	269.7
9/10/83	271.0	268.9	282.2	280.2	271.0
9/11/83	270.4	267.8	281.0	278.4	270.4
9/12/83	271.1	268.5	281.1	278.5	271.1
9/13/83	272.8	270.2	282.3	279.7	272.7
9/14/83	272.5	269.3	281.5	278.3	272.5
9/15/83	273.1	269.8	281.7	278.3	273.1
9/16/83	273.4	270.2	281.6	278.3	273.3
9/17/83	273.2	269.5	281.0	277.2	273.1
9/18/83	273.3	269.6	280.7	276.8	273.2
9/19/83	274.6	271.3	281.6	278.3	274.5
9/20/83	274.9	271.8	281.6	278.4	274.8
9/21/83	275.4	272.0	281.7	278.3	275.4
9/22/83	277.2	274.0	283.4	280.1	277.2
9/23/83	279.7	276.9	285.7	282.9	279.7
9/24/83	281.8	279.1	287.4	284.9	281.7
9/25/83	282.0	279.3	287.3	284.7	281.9
9/26/83	282.5	279.6	287.6	284.7	282.5
9/27/83	282.2	279.5	287.1	284.3	282.2
9/28/83	281.3	278.4	285.8	282.9	281.2

## Daily DSM2 Model Output

Date	Avg Of B1-DB5	Avg Of B1-DB6	Avg Of B2-DB5	Avg Of B2-DB6	Avg Of H3-DB5
9/29/83	279.9	277.2	284.1	281.3	279.9
9/30/83	283.0	279.5	291.5	288.7	283.2
10/1/83	283.4	280.3	284.5	288.6	288.6
10/2/83	280.1	277.2	278.4	282.5	290.1
10/3/83	276.9	274.3	274.5	277.9	291.8
10/4/83	274.0	271.0	272.7	275.2	293.0
10/5/83	271.4	268.1	278.3	276.8	294.2
10/6/83	270.5	267.5	300.3	291.8	297.0
10/7/83	270.1	267.3	325.9	316.3	301.5
10/8/83	270.9	267.4	344.6	337.2	308.2
10/9/83	270.9	267.7	360.3	354.3	316.6
10/10/83	271.4	268.4	371.5	367.8	326.3
10/11/83	271.4	268.3	377.0	375.4	335.4
10/12/83	270.6	268.1	379.5	379.2	342.0
10/13/83	269.9	267.5	380.7	381.0	348.5
10/14/83	269.9	267.5	381.6	381.9	350.8
10/15/83	269.4	267.1	383.4	382.5	339.3
10/16/83	271.0	268.2	384.9	383.3	329.1
10/17/83	271.6	269.3	386.0	383.5	316.4
10/18/83	273.7	270.7	386.5	383.3	304.9
10/19/83	275.0	272.4	385.7	382.2	296.3
10/20/83	277.8	275.1	385.3	381.4	293.1
10/21/83	281.4	277.8	384.0	379.5	291.3
10/22/83	283.5	280.4	381.5	376.6	289.9
10/23/83	286.7	283.9	380.0	374.9	290.7
10/24/83	289.3	286.9	378.4	373.1	292.6
10/25/83	291.7	289.2	376.1	370.6	294.4
10/26/83	294.2	290.8	373.1	367.2	295.8
10/27/83	296.8	293.9	373.0	367.3	298.2
10/28/83	299.5	297.2	373.4	367.8	301.6
10/29/83	302.1	299.6	371.8	366.0	305.0
10/30/83	306.6	303.2	376.9	370.0	308.7
10/31/83	313.5	310.0	383.5	378.9	314.0
11/1/83	329.6	323.6	385.6	382.9	328.6
11/2/83	354.9	348.8	389.2	385.7	359.0
11/3/83	293.9	322.3	389.9	392.7	267.4
11/4/83	182.6	196.4	333.3	358.8	170.8
11/5/83	168.1	169.5	245.2	270.3	166.6
11/6/83	170.2	171.5	203.8	215.9	169.3
11/7/83	168.9	171.3	195.9	201.8	166.4
11/8/83	167.2	169.4	195.3	200.3	164.5
11/9/83	168.0	169.1	198.5	205.4	165.2
11/10/83	166.3	168.6	201.9	206.2	163.7
11/11/83	163.5	164.6	187.1	193.3	162.2
11/12/83	163.6	164.5	182.4	186.6	165.2



## Daily DSM2 Model Output

Date	Avg Of B1-DB5	Avg Of B1-DB6	Avg Of B2-DB5	Avg Of B2-DB6	Avg Of H3-DB5
11/13/83	164.1	164.9	183.4	187.0	169.0
11/14/83	164.0	165.0	181.6	185.4	170.7
11/15/83	165.2	165.8	185.7	188.1	174.5
11/16/83	165.8	166.5	186.9	190.0	176.0
11/17/83	164.3	165.5	185.6	189.6	174.8
11/18/83	164.1	164.9	183.0	187.2	173.0
11/19/83	164.6	165.4	182.9	186.3	173.1
11/20/83	163.2	164.1	175.9	180.8	169.0
11/21/83	166.8	167.7	171.6	173.9	168.9
11/22/83	160.5	161.5	166.3	168.9	163.6
11/23/83	160.3	160.2	163.2	164.4	161.4
11/24/83	159.6	160.3	162.0	162.7	160.2
11/25/83	159.0	159.7	160.8	160.8	158.3
11/26/83	158.8	159.4	160.6	160.8	158.0
11/27/83	158.5	159.1	160.3	160.8	157.7
11/28/83	158.2	158.8	159.6	160.4	157.5
11/29/83	158.5	159.1	160.1	160.8	157.8
11/30/83	161.2	161.4	161.4	162.1	161.0
12/1/83	168.1	168.0	168.1	168.0	168.1
12/2/83	201.1	196.0	201.1	195.9	201.1
12/3/83	211.8	212.3	211.8	212.3	211.8
12/4/83	211.5	211.7	211.5	211.7	211.5
12/5/83	211.4	211.6	211.2	211.5	211.3
12/6/83	211.0	211.0	210.8	210.8	210.8
12/7/83	210.6	210.4	210.4	210.3	210.5
12/8/83	210.1	210.0	210.0	209.8	210.0
12/9/83	209.4	209.3	209.3	209.2	209.3
12/10/83	209.6	209.4	209.4	209.3	209.4
12/11/83	209.1	209.0	209.0	208.9	209.0
12/12/83	209.4	209.3	209.3	209.2	209.4
12/13/83	209.5	209.4	209.5	209.4	209.6
12/14/83	209.3	209.1	209.3	209.2	209.3
12/15/83	209.2	209.2	209.3	209.2	209.3
12/16/83	209.4	209.3	209.5	209.4	209.5
12/17/83	209.7	209.6	209.9	209.7	209.9
12/18/83	210.4	210.1	210.6	210.4	210.5
12/19/83	212.3	211.7	211.2	210.9	212.5
12/20/83	212.7	212.3	211.3	211.3	212.7
12/21/83	213.1	212.9	212.1	212.1	213.0
12/22/83	213.3	213.7	213.0	213.8	213.5
12/23/83	213.6	214.6	213.6	215.0	213.9
12/24/83	214.1	214.2	214.2	214.3	214.2
12/25/83	212.9	213.1	213.2	213.6	212.9
12/26/83	213.0	213.0	213.0	213.4	213.0
12/27/83	211.2	211.2	211.6	211.6	211.2

## Daily DSM2 Model Output

Date	Avg Of B1-DB5	Avg Of B1-DB6	Avg Of B2-DB5	Avg Of B2-DB6	Avg Of H3-DB5
12/28/83	211.5	211.1	210.8	210.7	211.5
12/29/83	211.0	210.7	210.5	210.5	211.1
12/30/83	210.3	210.1	210.4	210.2	210.4
12/31/83	209.2	209.2	209.3	209.3	209.0
1/1/84	208.5	207.6	207.7	207.0	208.2
1/2/84	264.6	259.6	264.2	259.2	264.5
1/3/84	276.7	277.3	276.6	277.2	276.6
1/4/84	277.3	277.9	277.3	277.7	277.2
1/5/84	277.4	277.6	277.5	277.5	277.4
1/6/84	277.3	277.3	277.4	277.1	277.3
1/7/84	277.1	276.9	277.3	276.9	277.1
1/8/84	277.2	277.0	277.5	277.1	277.2
1/9/84	277.2	277.3	277.6	277.4	277.3
1/10/84	277.5	277.8	277.8	277.9	277.6
1/11/84	277.7	278.2	277.9	278.2	278.0
1/12/84	278.2	278.8	278.2	278.8	279.5
1/13/84	278.6	279.0	278.7	279.1	279.9
1/14/84	279.2	279.5	279.5	279.8	280.2
1/15/84	280.0	280.2	280.5	280.6	279.9
1/16/84	281.0	281.4	281.4	281.6	280.1
1/17/84	280.5	281.3	280.9	281.6	280.0
1/18/84	280.5	281.5	280.9	281.8	280.2
1/19/84	280.3	281.3	280.8	281.7	280.1
1/20/84	280.3	281.5	280.9	281.9	280.2
1/21/84	280.2	281.6	280.8	282.1	280.1
1/22/84	280.0	281.5	280.6	282.1	279.9
1/23/84	280.6	281.8	281.3	282.5	280.6
1/24/84	281.5	282.3	282.3	283.1	281.5
1/25/84	282.0	282.7	282.8	283.5	282.0
1/26/84	282.7	283.4	283.1	283.8	282.7
1/27/84	283.4	284.2	283.9	284.7	283.4
1/28/84	284.4	285.1	284.9	285.6	284.4
1/29/84	285.0	285.7	285.5	286.1	285.1
1/30/84	284.9	285.6	285.4	286.0	284.9
1/31/84	285.0	285.6	286.1	286.9	284.7
2/1/84	290.1	291.0	291.9	292.7	288.8
2/2/84	293.0	294.5	292.4	294.5	292.2
2/3/84	288.3	293.7	280.3	289.1	287.9
2/4/84	257.4	269.4	240.3	252.5	257.3
2/5/84	230.0	239.1	218.0	224.2	230.0
2/6/84	221.5	226.6	213.5	216.6	221.5
2/7/84	224.1	226.5	215.1	217.0	224.1
2/8/84	229.8	231.3	219.4	220.6	229.8
2/9/84	232.8	235.2	221.6	223.8	232.8
2/10/84	235.6	238.8	224.3	226.8	235.6

## Daily DSM2 Model Output

Date	Avg Of B1-DB5	Avg Of B1-DB6	Avg Of B2-DB5	Avg Of B2-DB6	Avg Of H3-DB5
2/11/84	242.7	245.7	230.3	232.2	242.7
2/12/84	250.1	253.2	236.4	238.6	250.1
2/13/84	253.0	257.4	237.1	241.5	253.1
2/14/84	256.3	260.2	239.4	242.9	256.3
2/15/84	262.1	266.0	242.8	247.0	262.1
2/16/84	260.3	266.4	239.3	245.4	260.3
2/17/84	257.2	264.1	236.2	242.1	257.3
2/18/84	258.7	264.7	236.9	242.1	258.7
2/19/84	260.2	265.7	237.7	242.4	260.3
2/20/84	261.9	267.4	237.6	242.8	261.9
2/21/84	260.1	266.2	234.6	239.9	260.2
2/22/84	262.4	268.0	236.0	240.4	262.5
2/23/84	266.9	271.7	239.2	243.3	267.0
2/24/84	269.9	274.8	241.5	245.4	270.0
2/25/84	271.9	276.6	243.1	247.7	273.7
2/26/84	274.8	279.2	257.2	259.3	285.7
2/27/84	278.7	283.1	271.9	273.5	298.6
2/28/84	281.7	285.7	283.6	284.0	309.0
2/29/84	271.9	280.6	268.9	278.8	313.1
3/1/84	226.2	238.6	206.8	213.1	254.1
3/2/84	209.8	212.4	202.2	202.5	207.4
3/3/84	251.1	236.6	267.3	254.5	248.3
3/4/84	292.7	288.1	293.7	291.9	291.3
3/5/84	304.0	303.2	303.1	301.6	302.2
3/6/84	307.5	308.1	307.2	304.9	308.2
3/7/84	308.0	309.1	311.6	308.6	313.6
3/8/84	308.4	309.6	314.5	311.6	318.1
3/9/84	309.1	310.7	317.5	314.2	322.0
3/10/84	310.4	312.1	319.5	315.5	326.0
3/11/84	312.3	313.5	319.3	315.5	329.7
3/12/84	314.0	315.1	319.2	315.1	333.6
3/13/84	313.9	315.4	322.4	318.1	337.2
3/14/84	313.2	314.7	325.4	321.8	339.9
3/15/84	312.6	314.0	330.4	326.8	341.5
3/16/84	312.4	313.8	334.3	331.1	342.2
3/17/84	311.5	313.0	339.6	336.7	341.4
3/18/84	312.1	313.3	342.0	339.2	342.6
3/19/84	313.8	314.9	343.3	339.9	346.8
3/20/84	314.0	315.5	347.1	344.1	348.6
3/21/84	313.8	315.2	351.1	348.2	349.0
3/22/84	315.4	316.8	353.3	349.9	353.3
3/23/84	316.9	318.3	355.6	352.2	357.0
3/24/84	317.5	319.1	358.6	355.2	360.0
3/25/84	318.1	319.7	362.2	358.4	363.3
3/26/84	318.3	320.0	366.3	362.3	365.8

## Daily DSM2 Model Output

Date	Avg Of B1-DB5	Avg Of B1-DB6	Avg Of B2-DB5	Avg Of B2-DB6	Avg Of H3-DB5
3/27/84	318.5	320.2	370.1	366.2	368.3
3/28/84	319.6	320.9	373.0	369.3	371.4
3/29/84	320.7	322.2	376.0	372.0	374.7
3/30/84	322.2	323.6	378.5	374.6	378.1
3/31/84	327.5	327.9	380.8	377.4	380.8
4/1/84	338.1	337.5	382.2	378.9	380.8
4/2/84	345.5	345.1	383.2	379.2	379.6
4/3/84	348.4	346.3	381.3	376.9	382.0
4/4/84	344.0	340.8	379.7	375.3	385.5
4/5/84	336.6	332.9	379.5	375.3	387.5
4/6/84	332.7	328.4	383.1	378.7	389.3
4/7/84	324.3	320.2	383.0	377.9	391.2
4/8/84	319.3	314.7	383.8	378.8	393.2
4/9/84	313.2	308.0	381.3	376.3	395.2
4/10/84	311.2	307.9	383.3	378.3	396.9
4/11/84	310.8	306.6	385.7	380.4	399.3
4/12/84	307.9	303.7	385.8	380.4	400.4
4/13/84	304.9	300.2	384.1	379.1	400.1
4/14/84	303.9	298.9	383.4	378.2	399.6
4/15/84	302.0	297.5	383.2	378.4	399.3
4/16/84	300.1	295.5	383.9	379.0	399.5
4/17/84	298.2	294.1	383.5	378.8	398.7
4/18/84	296.0	292.6	384.2	379.6	398.8
4/19/84	298.9	295.2	389.6	385.6	401.0
4/20/84	298.6	293.0	393.4	388.7	403.0
4/21/84	294.5	288.3	393.4	388.6	404.2
4/22/84	293.4	286.3	393.3	388.4	405.3
4/23/84	293.2	287.7	394.8	389.4	406.6
4/24/84	295.7	290.9	399.5	394.4	408.6
4/25/84	294.9	289.4	400.0	394.3	410.8
4/26/84	292.2	286.5	396.7	391.3	411.0
4/27/84	292.9	287.0	398.1	392.5	412.0
4/28/84	292.4	286.5	399.1	393.8	413.0
4/29/84	291.3	285.2	398.8	394.1	413.4
4/30/84	289.6	283.0	397.3	392.2	412.6
5/1/84	289.1	283.2	394.6	389.6	411.5
5/2/84	290.6	285.1	393.8	389.1	412.1
5/3/84	288.4	283.8	392.6	387.8	411.7
5/4/84	290.3	285.1	393.4	389.1	412.3
5/5/84	290.6	285.3	394.9	390.0	414.0
5/6/84	289.9	283.9	394.6	389.4	415.2
5/7/84	290.1	283.9	394.5	389.4	417.4
5/8/84	290.3	284.4	394.0	388.6	419.1
5/9/84	289.7	284.5	393.3	387.4	420.0
5/10/84	291.1	285.8	393.2	387.9	420.9

## Daily DSM2 Model Output

Date	Avg Of B1-DB5	Avg Of B1-DB6	Avg Of B2-DB5	Avg Of B2-DB6	Avg Of H3-DB5
5/11/84	290.8	285.2	393.1	387.6	421.8
5/12/84	290.9	284.8	391.5	386.8	421.8
5/13/84	291.2	285.5	391.7	386.9	421.7
5/14/84	291.8	286.1	392.1	388.1	421.7
5/15/84	290.0	284.2	391.1	386.5	421.8
5/16/84	288.4	283.1	390.2	386.0	421.8
5/17/84	289.1	284.2	392.5	387.9	423.9
5/18/84	289.0	283.4	392.8	388.0	425.5
5/19/84	289.0	283.1	393.2	388.8	427.2
5/20/84	289.9	283.5	395.0	390.3	430.0
5/21/84	291.6	285.4	397.9	393.0	432.8
5/22/84	291.7	286.9	400.2	395.0	434.7
5/23/84	292.0	286.2	399.4	394.4	435.6
5/24/84	292.2	286.0	400.1	394.7	436.2
5/25/84	292.1	285.7	399.7	394.7	436.6
5/26/84	290.5	283.7	396.8	391.4	437.0
5/27/84	288.8	282.9	394.0	388.9	434.8
5/28/84	290.1	283.5	392.9	388.3	433.0
5/29/84	289.4	283.6	392.4	387.6	430.1
5/30/84	289.6	284.9	393.2	388.6	428.5
5/31/84	290.9	285.6	383.8	378.2	425.7
6/1/84	292.5	287.9	363.6	360.4	407.5
6/2/84	294.3	290.4	360.8	358.7	384.2
6/3/84	297.1	292.4	362.0	358.5	369.6
6/4/84	298.3	293.6	361.4	358.1	360.1
6/5/84	298.6	293.7	359.9	356.0	352.6
6/6/84	299.1	295.3	360.1	355.8	348.5
6/7/84	302.6	297.7	360.4	355.7	348.0
6/8/84	302.8	297.7	358.7	353.6	343.3
6/9/84	303.2	297.8	357.8	352.4	339.8
6/10/84	302.6	297.3	355.4	350.6	336.2
6/11/84	301.6	296.6	353.2	349.2	332.4
6/12/84	301.0	296.0	353.5	349.6	330.8
6/13/84	299.8	294.2	353.9	350.3	329.2
6/14/84	297.7	292.3	356.5	351.4	328.3
6/15/84	297.3	292.0	357.8	353.2	327.5
6/16/84	297.8	292.0	359.4	354.6	328.3
6/17/84	298.1	292.6	360.9	356.1	329.6
6/18/84	299.3	292.8	362.9	357.3	329.8
6/19/84	298.0	292.7	364.3	358.8	328.9
6/20/84	297.1	291.0	365.3	358.9	328.0
6/21/84	297.0	288.9	363.3	356.7	329.2
6/22/84	294.9	286.4	363.2	355.2	326.0
6/23/84	295.0	286.0	363.3	355.6	324.4
6/24/84	294.2	285.0	364.3	356.8	321.8

## Daily DSM2 Model Output

Date	Avg Of B1-DB5	Avg Of B1-DB6	Avg Of B2-DB5	Avg Of B2-DB6	Avg Of H3-DB5
6/25/84	292.7	284.1	365.4	358.3	319.9
6/26/84	290.7	283.2	365.9	359.0	315.7
6/27/84	291.5	284.0	368.1	360.8	315.2
6/28/84	290.5	283.5	369.5	361.9	314.2
6/29/84	290.0	283.4	370.6	364.0	313.5
6/30/84	287.7	280.9	372.0	364.9	309.7
7/1/84	280.8	272.7	367.9	357.7	299.8
7/2/84	278.0	268.1	360.7	349.3	296.2
7/3/84	278.3	265.4	356.2	345.7	295.0
7/4/84	276.1	263.7	352.2	341.6	294.1
7/5/84	276.9	257.6	352.1	337.9	294.8
7/6/84	275.8	258.8	348.3	336.0	294.0
7/7/84	272.0	258.0	344.2	331.2	291.4
7/8/84	267.3	257.0	338.7	325.4	284.3
7/9/84	262.1	255.2	332.4	320.8	279.2
7/10/84	258.4	253.8	325.6	315.7	275.4
7/11/84	257.7	253.2	320.6	312.0	273.5
7/12/84	256.3	252.9	315.6	307.6	272.7
7/13/84	256.5	254.1	313.9	305.9	272.7
7/14/84	259.5	256.1	313.8	305.6	275.3
7/15/84	260.7	257.8	310.5	303.1	276.3
7/16/84	262.8	259.3	307.2	298.6	277.7
7/17/84	265.7	261.1	304.5	297.2	279.4
7/18/84	266.0	262.8	302.5	296.4	280.6
7/19/84	269.0	261.9	303.3	293.0	281.6
7/20/84	271.0	260.0	300.2	288.6	282.5
7/21/84	271.8	263.8	296.0	287.6	283.3
7/22/84	268.2	265.3	293.3	285.6	278.1
7/23/84	266.5	265.2	288.1	282.9	275.3
7/24/84	265.8	265.1	284.7	280.8	273.9
7/25/84	265.3	265.1	282.2	278.5	272.4
7/26/84	265.9	265.6	281.3	276.8	272.5
7/27/84	267.7	267.1	278.4	275.2	273.1
7/28/84	269.8	268.8	278.9	274.6	273.4
7/29/84	272.1	270.9	278.0	273.4	275.1
7/30/84	273.8	273.2	276.3	272.7	275.8
7/31/84	275.7	275.6	275.4	272.0	276.2
8/1/84	276.3	276.2	276.3	273.5	275.8
8/2/84	278.3	277.6	278.9	275.4	276.7
8/3/84	278.8	278.2	279.2	274.8	277.3
8/4/84	279.2	279.2	277.5	273.3	276.6
8/5/84	279.7	280.0	276.3	271.9	276.0
8/6/84	279.8	280.2	273.8	269.9	274.1
8/7/84	280.6	280.9	273.2	269.4	273.5
8/8/84	282.4	282.0	273.1	270.0	272.9

## Daily DSM2 Model Output

Date	Avg Of B1-DB5	Avg Of B1-DB6	Avg Of B2-DB5	Avg Of B2-DB6	Avg Of H3-DB5
8/9/84	283.8	283.1	274.9	271.2	273.1
8/10/84	284.9	284.2	276.3	272.5	273.4
8/11/84	286.6	285.4	277.7	273.5	274.8
8/12/84	288.2	286.5	278.0	273.8	275.4
8/13/84	289.2	288.1	278.3	273.9	277.1
8/14/84	291.8	290.0	278.5	273.9	279.1
8/15/84	294.5	292.6	278.6	274.3	280.8
8/16/84	297.4	294.7	278.7	273.7	283.1
8/17/84	299.4	296.7	279.1	272.4	286.8
8/18/84	301.8	298.9	278.1	270.9	289.0
8/19/84	303.1	301.0	277.3	269.7	288.9
8/20/84	304.7	303.0	277.1	269.8	290.1
8/21/84	306.4	305.1	277.9	271.6	292.6
8/22/84	308.0	307.3	279.1	273.6	295.1
8/23/84	309.8	309.5	279.8	274.9	298.2
8/24/84	312.0	312.3	281.0	276.6	302.6
8/25/84	315.3	315.5	282.7	278.5	308.5
8/26/84	318.7	319.3	284.7	280.5	315.9
8/27/84	323.2	323.8	286.4	282.3	324.6
8/28/84	327.9	329.3	288.1	283.3	334.5
8/29/84	334.3	336.1	288.7	284.3	345.9
8/30/84	340.6	343.2	290.7	286.2	354.6
8/31/84	348.6	351.7	290.3	285.5	364.7
9/1/84	357.1	361.3	289.9	285.6	370.9
9/2/84	365.0	370.0	291.9	287.6	372.7
9/3/84	371.0	376.3	293.7	289.8	373.5
9/4/84	376.3	380.8	296.0	291.8	375.2
9/5/84	379.5	384.0	298.4	294.7	376.1
9/6/84	382.7	387.4	300.6	296.9	376.1
9/7/84	386.7	391.4	302.4	298.8	376.6
9/8/84	391.0	396.3	304.7	300.5	375.9
9/9/84	396.7	402.5	305.8	301.4	375.9
9/10/84	403.8	409.9	306.6	302.3	374.9
9/11/84	409.5	416.7	308.8	304.5	373.9
9/12/84	417.1	425.4	310.9	306.1	372.2
9/13/84	424.7	433.6	312.6	307.4	370.3
9/14/84	432.6	442.6	314.2	309.1	368.6
9/15/84	441.8	453.5	315.8	310.9	366.5
9/16/84	453.1	465.0	316.2	310.3	363.5
9/17/84	464.7	475.3	315.6	309.1	359.6
9/18/84	471.4	482.6	314.5	308.5	355.5
9/19/84	474.3	485.9	315.1	309.2	352.5
9/20/84	475.4	487.1	314.8	309.8	348.7
9/21/84	476.6	487.5	315.7	310.7	345.2
9/22/84	478.4	489.7	316.7	312.4	343.3

## Daily DSM2 Model Output

Date	Avg Of B1-DB5	Avg Of B1-DB6	Avg Of B2-DB5	Avg Of B2-DB6	Avg Of H3-DB5
9/23/84	481.5	492.6	319.4	315.1	342.6
9/24/84	486.4	499.1	321.4	316.9	341.8
9/25/84	493.6	508.2	322.8	318.0	340.1
9/26/84	502.7	517.0	324.0	319.3	338.6
9/27/84	512.9	528.0	325.4	320.2	337.4
9/28/84	522.0	537.5	326.1	320.6	335.1
9/29/84	529.9	548.2	325.7	321.0	332.4
9/30/84	539.5	555.3	327.6	324.3	332.5
10/1/84	545.8	564.5	334.4	330.8	337.3
10/2/84	554.7	574.1	345.7	339.4	342.8
10/3/84	557.9	579.6	364.9	354.1	348.5
10/4/84	561.9	584.1	384.7	372.1	353.7
10/5/84	564.7	587.5	403.4	392.0	360.3
10/6/84	571.6	596.5	416.3	407.8	366.1
10/7/84	578.2	605.0	420.8	416.1	370.5
10/8/84	586.1	611.5	422.5	419.9	373.7
10/9/84	587.0	618.3	422.6	421.3	377.1
10/10/84	590.1	619.7	422.4	421.7	379.3
10/11/84	591.5	620.8	421.7	421.8	383.6
10/12/84	596.0	620.8	420.3	420.8	388.0
10/13/84	598.2	619.0	419.3	419.9	391.2
10/14/84	597.3	615.6	419.4	419.4	392.8
10/15/84	595.2	613.9	420.3	417.6	382.7
10/16/84	587.3	604.3	420.3	418.4	372.6
10/17/84	583.7	601.9	420.7	418.7	371.9
10/18/84	578.2	596.6	419.6	416.6	364.3
10/19/84	567.1	585.0	415.8	412.1	355.9
10/20/84	562.6	585.1	412.3	408.2	351.6
10/21/84	561.0	585.2	408.2	404.1	349.7
10/22/84	564.7	585.1	404.1	399.8	348.9
10/23/84	564.6	588.9	399.1	394.8	348.5
10/24/84	568.5	590.6	394.2	389.8	348.3
10/25/84	572.9	592.7	391.1	386.9	349.9
10/26/84	574.3	593.3	390.5	387.1	352.6
10/27/84	579.4	601.3	391.5	387.9	356.1
10/28/84	589.5	613.5	391.7	388.1	357.9
10/29/84	601.5	625.1	392.4	389.1	358.9
10/30/84	611.4	635.5	394.2	391.1	359.5
10/31/84	618.7	652.2	394.4	389.2	358.6
11/1/84	631.1	666.3	378.9	368.7	351.3
11/2/84	641.7	679.5	362.9	356.8	345.8
11/3/84	652.9	698.6	360.1	351.1	346.5
11/4/84	664.7	709.6	355.1	345.4	343.0
11/5/84	682.9	730.1	350.4	341.5	338.9
11/6/84	702.0	751.8	349.5	338.9	338.2



## Daily DSM2 Model Output

Date	Avg Of B1-DB5	Avg Of B1-DB6	Avg Of B2-DB5	Avg Of B2-DB6	Avg Of H3-DB5
11/7/84	728.9	783.0	344.7	334.1	333.9
11/8/84	747.7	799.9	344.4	334.2	335.5
11/9/84	777.9	828.4	342.2	331.2	330.6
11/10/84	803.0	850.4	338.0	329.9	327.7
11/11/84	826.5	873.4	335.5	329.2	326.4
11/12/84	855.8	905.5	337.7	328.5	329.7
11/13/84	882.7	943.2	338.6	331.5	332.5
11/14/84	917.3	996.5	337.0	329.5	332.1
11/15/84	938.4	1034.7	338.0	330.8	334.6
11/16/84	949.4	1047.6	342.9	335.4	341.0
11/17/84	964.2	1071.6	342.3	335.1	342.0
11/18/84	983.8	1074.5	343.0	335.0	343.8
11/19/84	980.2	1052.4	341.5	332.3	343.8
11/20/84	962.7	1013.1	339.5	329.8	342.9
11/21/84	938.5	970.4	336.8	326.8	341.1
11/22/84	899.8	935.3	333.9	323.2	338.6
11/23/84	869.4	900.6	327.2	317.0	333.3
11/24/84	848.1	877.0	326.3	317.7	332.8
11/25/84	825.1	857.7	326.4	316.2	333.3
11/26/84	819.1	844.4	317.1	310.3	325.0
11/27/84	803.0	816.3	317.4	311.2	323.9
11/28/84	776.7	794.9	321.7	313.4	328.9
11/29/84	762.3	778.4	319.4	308.7	327.2
11/30/84	748.4	753.9	315.8	306.5	327.2
12/1/84	750.4	722.1	315.6	306.3	325.9
12/2/84	724.4	694.3	311.1	302.6	318.6
12/3/84	689.1	644.1	309.9	299.3	312.0
12/4/84	620.5	604.7	304.8	292.7	299.6
12/5/84	585.0	578.3	301.5	289.7	292.8
12/6/84	552.8	554.7	296.2	285.9	285.7
12/7/84	531.4	533.9	288.9	281.6	280.4
12/8/84	514.5	515.6	287.4	279.9	276.0
12/9/84	496.7	495.7	284.3	276.8	270.8
12/10/84	480.8	481.7	283.5	276.8	267.7
12/11/84	469.6	471.1	287.9	280.2	265.1
12/12/84	458.7	463.2	291.8	284.8	263.3
12/13/84	448.1	448.0	290.5	282.8	261.0
12/14/84	452.3	432.3	284.0	277.1	262.9
12/15/84	449.2	434.3	282.8	276.6	262.3
12/16/84	458.9	409.1	282.4	276.1	263.1
12/17/84	433.9	392.9	278.2	270.6	258.7
12/18/84	407.9	381.1	276.1	268.5	254.3
12/19/84	389.6	375.1	273.6	265.4	249.7
12/20/84	379.1	368.2	272.7	264.6	247.8
12/21/84	373.5	359.0	271.3	263.9	246.3

## Daily DSM2 Model Output

Date	Avg Of B1-DB5	Avg Of B1-DB6	Avg Of B2-DB5	Avg Of B2-DB6	Avg Of H3-DB5
12/22/84	365.0	351.8	269.2	262.0	246.0
12/23/84	357.8	346.5	268.7	261.5	246.1
12/24/84	351.9	340.9	268.0	260.4	245.6
12/25/84	348.5	332.5	266.7	258.8	246.5
12/26/84	344.9	330.4	267.4	259.1	247.2
12/27/84	344.3	328.1	269.2	262.6	250.2
12/28/84	346.0	324.8	270.3	264.1	253.4
12/29/84	341.6	311.5	271.9	261.8	257.7
12/30/84	330.3	311.4	270.0	260.2	260.0
12/31/84	322.0	317.4	269.7	260.4	255.1
1/1/85	324.4	322.3	278.3	273.1	263.7
1/2/85	326.9	325.2	290.0	284.6	273.5
1/3/85	330.3	329.1	301.1	296.4	282.8
1/4/85	333.5	333.0	312.3	306.5	291.6
1/5/85	337.6	337.4	321.5	314.7	299.2
1/6/85	342.5	342.3	330.1	322.9	306.4
1/7/85	348.3	348.3	343.2	335.2	317.4
1/8/85	354.7	354.3	364.5	352.7	335.6
1/9/85	360.5	359.7	391.6	375.4	359.6
1/10/85	365.8	365.2	425.4	404.4	391.5
1/11/85	370.8	369.6	453.3	429.8	420.3
1/12/85	375.4	373.8	471.7	450.6	438.0
1/13/85	379.9	377.2	488.5	466.6	448.5
1/14/85	382.1	378.2	491.2	471.9	446.5
1/15/85	381.3	375.1	483.7	466.3	437.8
1/16/85	380.6	374.4	478.9	464.4	432.7
1/17/85	378.0	371.7	473.3	460.1	427.6
1/18/85	376.7	370.8	474.1	461.0	428.6
1/19/85	376.3	370.3	480.5	466.3	435.0
1/20/85	376.2	370.1	490.0	474.8	444.0
1/21/85	376.5	369.8	501.0	486.2	454.3
1/22/85	376.8	370.0	517.3	500.7	469.5
1/23/85	377.6	370.7	538.2	520.9	489.1
1/24/85	378.8	370.9	560.1	540.9	511.2
1/25/85	378.4	371.3	576.8	558.5	528.1
1/26/85	379.3	371.8	597.0	577.2	546.3
1/27/85	380.1	370.5	605.8	586.6	552.5
1/28/85	378.3	367.8	608.1	590.2	553.1
1/29/85	373.4	363.6	606.2	589.8	550.8
1/30/85	369.9	361.8	604.7	590.1	549.5
1/31/85	366.5	359.3	599.1	584.4	528.6
2/1/85	362.6	355.8	587.3	574.0	477.9
2/2/85	362.2	355.0	581.0	567.8	449.1
2/3/85	364.5	356.3	581.7	568.8	447.3
2/4/85	366.0	357.1	584.4	572.6	453.8

## Daily DSM2 Model Output

Date	Avg Of B1-DB5	Avg Of B1-DB6	Avg Of B2-DB5	Avg Of B2-DB6	Avg Of H3-DB5
2/5/85	367.5	358.7	589.6	577.4	459.3
2/6/85	368.0	359.1	594.4	582.5	463.4
2/7/85	368.6	359.5	595.3	583.7	463.0
2/8/85	372.8	367.1	613.6	599.9	467.0
2/9/85	380.8	374.0	642.7	625.7	478.7
2/10/85	380.3	371.5	654.3	638.6	480.5
2/11/85	376.7	365.5	653.5	639.5	468.2
2/12/85	373.6	361.9	649.5	636.8	459.7
2/13/85	369.3	358.0	642.5	631.0	457.0
2/14/85	369.0	357.6	639.6	629.0	458.5
2/15/85	366.2	354.5	634.4	624.6	456.7
2/16/85	367.2	354.0	632.5	623.0	457.8
2/17/85	368.4	355.3	636.4	627.5	461.1
2/18/85	369.0	354.0	642.4	633.1	462.9
2/19/85	368.6	354.3	649.0	640.5	461.9
2/20/85	369.3	352.7	660.4	650.6	461.3
2/21/85	364.8	348.8	666.8	657.3	455.2
2/22/85	363.2	347.4	673.0	663.9	450.1
2/23/85	361.6	345.8	679.6	670.3	447.6
2/24/85	358.4	341.4	681.5	672.7	442.2
2/25/85	354.6	334.4	680.7	672.6	433.9
2/26/85	343.4	328.1	676.4	668.7	421.6
2/27/85	335.9	324.1	675.3	667.5	414.2
2/28/85	333.7	321.3	668.2	660.1	411.8
3/1/85	341.5	327.8	657.9	649.4	422.1
3/2/85	347.3	332.4	649.8	641.6	428.8
3/3/85	344.8	330.6	638.3	629.0	426.0
3/4/85	345.9	333.1	628.1	619.1	427.1
3/5/85	347.3	334.8	620.0	611.7	430.6
3/6/85	349.2	338.9	618.9	611.6	432.7
3/7/85	355.8	344.7	623.0	617.2	440.8
3/8/85	355.8	343.4	625.1	617.3	439.3
3/9/85	352.1	339.5	622.3	613.2	432.1
3/10/85	352.6	341.6	620.2	612.3	430.2
3/11/85	356.1	343.6	620.6	612.0	433.1
3/12/85	353.4	337.9	617.8	607.4	426.6
3/13/85	351.0	335.4	614.6	603.4	420.5
3/14/85	352.5	336.9	613.5	602.3	421.5
3/15/85	356.6	342.9	614.7	605.9	426.3
3/16/85	359.1	345.3	616.4	607.4	429.0
3/17/85	360.5	347.0	617.0	608.2	430.8
3/18/85	363.9	351.8	621.3	612.3	434.3
3/19/85	368.6	354.5	624.0	616.5	440.1
3/20/85	368.7	354.5	627.2	620.1	439.7
3/21/85	367.0	353.4	630.7	622.5	437.0

## Daily DSM2 Model Output

Date	Avg Of B1-DB5	Avg Of B1-DB6	Avg Of B2-DB5	Avg Of B2-DB6	Avg Of H3-DB5
3/22/85	366.9	351.4	629.9	620.0	436.1
3/23/85	364.7	348.1	624.3	612.8	432.5
3/24/85	362.1	346.8	618.5	606.8	429.3
3/25/85	360.5	342.1	610.3	598.3	427.1
3/26/85	353.8	336.1	600.1	587.3	417.1
3/27/85	356.2	342.1	598.0	586.4	419.1
3/28/85	367.2	351.4	603.8	595.6	431.7
3/29/85	370.0	350.6	610.6	601.2	433.7
3/30/85	364.7	346.0	612.1	600.6	426.8
3/31/85	367.4	352.9	604.7	593.9	430.8
4/1/85	376.0	366.1	596.6	585.0	439.9
4/2/85	386.4	378.7	591.0	580.7	449.9
4/3/85	396.3	389.1	589.0	579.0	458.2
4/4/85	404.6	396.9	587.8	578.0	462.3
4/5/85	410.5	403.7	587.5	578.5	465.9
4/6/85	417.6	410.3	588.8	579.9	470.6
4/7/85	423.2	415.7	588.3	577.9	476.0
4/8/85	426.7	418.5	582.8	573.3	474.3
4/9/85	430.4	420.9	579.1	568.8	474.0
4/10/85	434.0	425.1	578.4	567.2	476.6
4/11/85	437.9	430.2	576.4	565.6	479.1
4/12/85	441.5	432.8	572.1	560.1	478.5
4/13/85	441.1	430.6	560.2	548.8	470.8
4/14/85	438.3	427.9	546.7	536.1	462.6
4/15/85	436.9	427.0	537.2	526.2	458.2
4/16/85	438.3	429.3	529.7	520.2	455.8
4/17/85	441.5	434.5	524.5	515.6	456.0
4/18/85	445.2	438.8	515.9	508.2	454.0
4/19/85	449.4	442.6	505.3	497.7	450.3
4/20/85	448.4	439.2	488.3	480.3	438.6
4/21/85	447.1	438.8	479.0	473.7	431.6
4/22/85	449.5	442.1	473.4	468.4	430.7
4/23/85	450.3	443.6	464.6	460.4	427.6
4/24/85	450.9	443.0	457.1	452.9	423.0
4/25/85	450.7	441.9	450.2	444.5	419.0
4/26/85	444.8	432.6	439.3	432.3	409.0
4/27/85	438.7	429.4	431.7	427.8	404.4
4/28/85	440.1	432.1	430.1	425.8	405.8
4/29/85	437.8	429.3	422.8	418.6	402.6
4/30/85	433.4	424.6	416.6	411.1	397.8
5/1/85	430.5	422.9	413.0	408.2	397.5
5/2/85	429.0	422.0	410.6	406.4	398.9
5/3/85	428.0	421.3	408.2	404.4	400.3
5/4/85	421.3	413.3	399.9	396.2	396.6
5/5/85	414.0	406.5	394.2	391.4	392.6

## Daily DSM2 Model Output

Date	Avg Of B1-DB5	Avg Of B1-DB6	Avg Of B2-DB5	Avg Of B2-DB6	Avg Of H3-DB5
5/6/85	412.7	405.3	392.7	389.1	392.2
5/7/85	411.2	404.5	389.5	386.6	391.7
5/8/85	408.7	401.9	386.0	382.6	390.3
5/9/85	407.6	400.9	384.7	381.4	390.2
5/10/85	408.9	402.4	385.3	381.6	392.0
5/11/85	409.2	402.8	385.7	381.8	393.0
5/12/85	408.5	401.8	384.6	380.5	393.0
5/13/85	405.9	398.7	381.8	377.1	391.2
5/14/85	397.6	389.3	375.8	370.5	384.9
5/15/85	388.9	381.4	372.3	368.3	378.9
5/16/85	387.4	380.5	373.6	369.8	378.7
5/17/85	385.2	378.4	374.5	369.9	378.5
5/18/85	381.1	374.8	373.6	369.9	376.3
5/19/85	378.8	372.9	374.3	370.8	375.9
5/20/85	378.2	372.4	376.4	372.2	376.8
5/21/85	377.9	372.0	376.8	373.2	377.8
5/22/85	376.4	370.1	377.6	373.5	377.8
5/23/85	375.9	369.7	378.8	374.3	378.5
5/24/85	376.3	369.9	380.5	376.1	379.5
5/25/85	375.4	369.0	381.9	377.5	379.9
5/26/85	376.2	370.2	384.3	380.2	381.3
5/27/85	377.7	371.9	387.4	383.0	383.8
5/28/85	378.5	372.9	389.1	384.6	385.6
5/29/85	378.2	371.7	389.7	383.6	386.7
5/30/85	372.4	366.2	386.3	380.9	383.2
5/31/85	371.9	364.8	388.1	381.9	384.1
6/1/85	368.2	361.4	385.3	379.5	381.2
6/2/85	368.1	361.5	385.2	379.8	381.6
6/3/85	369.1	363.3	386.5	381.4	383.0
6/4/85	371.1	365.5	387.8	383.1	385.5
6/5/85	373.7	368.0	389.7	385.1	388.6
6/6/85	377.5	371.0	393.0	387.3	392.8
6/7/85	381.2	374.8	395.1	389.8	396.5
6/8/85	382.7	375.5	395.5	388.9	398.9
6/9/85	380.5	373.6	392.1	385.5	397.9
6/10/85	377.8	371.0	389.2	382.3	395.6
6/11/85	374.3	367.0	386.8	378.6	392.9
6/12/85	371.1	363.9	384.1	376.0	389.8
6/13/85	369.1	361.6	382.2	374.1	388.0
6/14/85	367.5	360.9	380.5	373.0	386.5
6/15/85	364.6	357.7	377.7	369.0	384.3
6/16/85	362.8	355.9	374.9	366.7	383.8
6/17/85	363.9	357.0	375.5	368.1	385.6
6/18/85	362.7	356.3	374.3	367.1	385.6
6/19/85	362.9	355.8	374.3	366.4	386.3

## Daily DSM2 Model Output

Date	Avg Of B1-DB5	Avg Of B1-DB6	Avg Of B2-DB5	Avg Of B2-DB6	Avg Of H3-DB5
6/20/85	363.9	357.4	374.8	367.9	387.9
6/21/85	365.9	360.2	376.0	370.4	390.4
6/22/85	369.0	362.5	378.3	372.4	394.0
6/23/85	369.3	362.9	378.1	371.9	395.0
6/24/85	371.1	363.9	378.4	371.2	397.7
6/25/85	370.3	363.4	377.8	370.2	397.3
6/26/85	367.3	360.9	375.2	368.2	394.6
6/27/85	363.7	356.6	374.2	365.4	390.7
6/28/85	360.3	353.7	372.1	364.5	386.9
6/29/85	359.2	353.1	372.3	365.5	385.4
6/30/85	354.6	347.1	372.1	363.6	380.1
7/1/85	336.8	328.5	366.6	358.1	361.7
7/2/85	320.6	315.5	360.8	352.3	343.0
7/3/85	317.5	311.7	357.7	348.8	336.5
7/4/85	316.5	310.9	356.3	348.7	333.2
7/5/85	316.8	309.5	355.6	347.4	332.3
7/6/85	316.3	310.4	354.8	348.1	331.0
7/7/85	316.4	309.7	354.4	346.7	330.1
7/8/85	315.2	310.3	352.1	344.1	327.7
7/9/85	317.5	307.9	352.5	342.8	329.3
7/10/85	315.7	306.3	349.6	339.3	326.1
7/11/85	313.8	306.5	346.6	335.7	323.8
7/12/85	307.8	304.4	341.4	331.7	318.7
7/13/85	304.7	303.5	337.3	329.3	314.8
7/14/85	303.5	302.2	335.8	327.5	312.9
7/15/85	302.2	301.6	331.2	324.2	310.6
7/16/85	303.3	302.9	327.9	322.3	310.2
7/17/85	305.8	305.6	327.7	321.9	311.7
7/18/85	308.7	309.1	327.6	322.2	313.3
7/19/85	312.5	313.3	327.5	322.1	316.0
7/20/85	316.0	318.0	325.2	320.8	317.8
7/21/85	320.8	322.9	323.9	319.1	321.2
7/22/85	323.8	327.0	322.0	318.0	323.2
7/23/85	327.8	329.4	321.1	316.8	326.5
7/24/85	328.5	331.1	320.7	315.9	327.6
7/25/85	328.3	330.9	319.7	315.7	327.5
7/26/85	328.4	330.2	318.3	314.0	327.2
7/27/85	327.2	328.7	316.2	312.4	326.0
7/28/85	325.6	327.3	314.3	311.3	324.6
7/29/85	323.8	326.1	313.0	310.7	322.3
7/30/85	322.3	325.5	311.4	309.3	321.0
7/31/85	323.2	325.6	310.7	308.4	320.8
8/1/85	322.0	325.5	310.3	308.3	320.4
8/2/85	322.9	325.9	309.0	306.6	320.2
8/3/85	323.6	327.1	306.9	305.1	320.2

## Daily DSM2 Model Output

Date	Avg Of B1-DB5	Avg Of B1-DB6	Avg Of B2-DB5	Avg Of B2-DB6	Avg Of H3-DB5
8/4/85	325.6	328.7	306.6	304.7	321.8
8/5/85	327.7	330.3	306.9	304.7	323.5
8/6/85	328.6	332.1	307.0	304.6	324.0
8/7/85	330.9	333.7	307.1	304.1	326.1
8/8/85	332.4	334.4	306.6	302.8	328.1
8/9/85	333.3	334.8	306.0	302.3	330.0
8/10/85	333.1	334.2	304.6	301.4	330.7
8/11/85	332.2	333.4	304.4	301.2	331.2
8/12/85	331.6	332.8	303.9	301.1	331.1
8/13/85	330.4	332.0	303.4	301.2	331.2
8/14/85	330.5	331.3	303.5	300.8	331.7
8/15/85	330.2	331.4	302.9	300.1	331.8
8/16/85	331.1	332.7	303.4	300.6	332.9
8/17/85	333.2	334.2	305.1	301.7	334.9
8/18/85	335.4	336.3	305.1	300.9	336.3
8/19/85	337.6	339.2	302.7	299.2	337.5
8/20/85	341.2	342.6	302.7	298.6	340.3
8/21/85	344.9	346.4	302.6	298.1	343.5
8/22/85	347.9	349.8	301.4	296.9	347.3
8/23/85	350.4	352.4	300.6	295.4	350.1
8/24/85	352.7	354.6	299.7	295.1	353.3
8/25/85	354.0	356.5	300.0	295.6	355.7
8/26/85	355.3	358.3	300.1	296.0	357.8
8/27/85	357.2	360.4	299.0	295.4	360.0
8/28/85	360.1	363.7	298.0	293.7	363.1
8/29/85	363.7	367.4	298.2	294.4	366.9
8/30/85	367.8	371.8	299.7	295.3	370.9
8/31/85	373.0	378.0	298.3	293.3	375.5
9/1/85	379.4	384.7	296.3	291.8	381.7
9/2/85	384.0	389.9	295.0	290.4	388.3
9/3/85	390.6	397.2	296.2	291.5	396.6
9/4/85	398.3	405.9	295.8	292.1	405.3
9/5/85	403.4	413.2	295.8	291.2	411.1
9/6/85	409.4	418.0	298.8	295.3	417.3
9/7/85	416.7	425.5	299.0	295.5	424.8
9/8/85	422.1	431.7	298.9	295.4	430.8
9/9/85	426.7	436.8	298.3	295.3	436.6
9/10/85	432.2	440.6	299.1	296.5	441.3
9/11/85	431.8	440.4	301.2	299.0	440.3
9/12/85	433.7	443.0	304.0	300.7	441.2
9/13/85	438.0	447.8	304.7	301.7	445.3
9/14/85	444.3	453.5	305.9	302.1	453.7
9/15/85	449.4	460.2	306.0	302.6	461.6
9/16/85	458.7	471.1	307.2	302.8	471.4
9/17/85	470.9	482.3	307.3	302.8	482.8

## Daily DSM2 Model Output

Date	Avg Of B1-DB5	Avg Of B1-DB6	Avg Of B2-DB5	Avg Of B2-DB6	Avg Of H3-DB5
9/18/85	478.3	489.9	308.0	304.1	489.8
9/19/85	484.8	498.7	308.9	305.4	495.1
9/20/85	495.5	510.5	309.1	305.3	505.6
9/21/85	507.4	522.1	308.2	304.7	516.7
9/22/85	514.6	529.7	308.6	305.0	524.2
9/23/85	519.1	534.9	309.9	306.3	528.5
9/24/85	529.0	544.7	310.1	306.3	536.8
9/25/85	538.1	555.6	310.3	306.7	546.2
9/26/85	549.0	567.0	311.6	307.6	553.7
9/27/85	561.8	580.9	312.8	308.3	564.5
9/28/85	576.2	595.7	313.6	309.2	576.3
9/29/85	586.2	608.8	314.8	309.6	585.0
9/30/85	603.6	631.4	316.5	311.3	596.4
10/1/85	623.8	654.2	318.9	314.5	605.8
10/2/85	639.3	674.8	321.2	316.9	608.2
10/3/85	658.8	690.2	323.0	318.8	609.4
10/4/85	677.9	702.3	325.0	319.6	611.6
10/5/85	692.3	712.1	325.5	320.6	615.8
10/6/85	692.9	717.0	326.4	322.5	620.7
10/7/85	689.0	717.1	328.7	325.2	619.9
10/8/85	689.8	715.7	330.4	326.7	619.5
10/9/85	685.9	710.0	332.2	328.4	619.7
10/10/85	684.8	708.8	333.5	329.7	618.9
10/11/85	685.6	709.5	335.0	330.9	618.4
10/12/85	685.5	710.7	336.3	332.3	616.3
10/13/85	688.3	713.3	338.1	333.6	612.6
10/14/85	692.9	717.4	338.0	333.0	610.3
10/15/85	694.1	718.5	335.6	329.4	609.9
10/16/85	692.9	718.0	333.1	327.3	607.7
10/17/85	692.6	718.7	332.7	327.4	600.6
10/18/85	694.2	719.4	333.7	328.7	592.7
10/19/85	701.7	727.3	333.1	327.2	586.6
10/20/85	708.5	730.5	330.9	325.3	580.8
10/21/85	704.2	728.3	334.0	329.7	573.2
10/22/85	704.2	730.9	337.8	333.2	564.4
10/23/85	712.2	737.7	340.1	334.6	556.9
10/24/85	717.0	745.4	341.3	335.8	551.1
10/25/85	722.9	752.9	343.5	336.8	544.8
10/26/85	729.4	760.0	344.4	337.9	540.9
10/27/85	732.7	761.4	346.9	340.3	535.2
10/28/85	733.1	762.2	350.7	343.0	531.4
10/29/85	731.8	761.0	352.7	345.1	525.7
10/30/85	727.5	757.8	354.4	347.7	520.6
10/31/85	726.1	751.5	357.5	349.5	515.8
11/1/85	723.5	744.8	359.2	350.9	508.1



## Daily DSM2 Model Output

Date	Avg Of B1-DB5	Avg Of B1-DB6	Avg Of B2-DB5	Avg Of B2-DB6	Avg Of H3-DB5
11/2/85	718.4	739.0	360.2	351.6	497.2
11/3/85	711.5	730.7	361.4	353.4	491.8
11/4/85	701.4	720.8	363.0	357.1	481.1
11/5/85	691.5	714.3	365.3	359.4	474.1
11/6/85	685.2	708.4	366.1	359.0	465.3
11/7/85	675.9	701.5	364.9	358.5	458.5
11/8/85	673.7	698.7	367.0	359.8	455.8
11/9/85	669.3	696.6	366.6	358.4	447.9
11/10/85	668.2	693.3	366.8	358.3	443.7
11/11/85	671.6	695.8	368.2	360.3	441.2
11/12/85	674.6	699.3	371.1	363.7	441.4
11/13/85	677.9	704.2	372.3	365.2	441.8
11/14/85	692.1	715.4	372.8	365.6	444.5
11/15/85	702.7	726.3	373.5	366.7	447.2
11/16/85	710.5	733.7	375.0	369.3	450.7
11/17/85	713.6	739.2	377.6	373.3	455.0
11/18/85	719.1	748.7	380.1	375.6	459.7
11/19/85	730.0	762.2	380.0	373.7	466.5
11/20/85	737.2	770.4	377.3	370.0	472.1
11/21/85	740.2	773.9	375.1	368.5	477.1
11/22/85	743.2	778.3	375.8	367.8	479.6
11/23/85	747.5	782.2	374.0	365.1	481.5
11/24/85	746.6	778.2	373.8	366.3	483.3
11/25/85	744.2	777.7	377.7	371.8	485.1
11/26/85	747.0	782.6	381.8	375.6	488.5
11/27/85	772.6	800.5	380.1	371.6	499.1
11/28/85	791.1	816.7	375.1	366.1	514.8
11/29/85	783.5	807.8	375.5	371.3	518.8
11/30/85	785.8	815.8	380.5	373.7	526.2
12/1/85	823.6	850.9	376.5	367.0	556.4
12/2/85	829.7	852.9	375.3	370.0	577.4
12/3/85	826.9	863.0	380.2	374.0	590.4
12/4/85	836.9	866.4	380.1	373.7	596.8
12/5/85	824.8	855.8	380.7	374.3	596.1
12/6/85	811.0	842.4	379.7	372.5	592.4
12/7/85	786.5	815.7	377.1	369.5	581.6
12/8/85	765.2	785.1	372.1	363.3	570.1
12/9/85	738.3	748.2	363.8	354.5	552.9
12/10/85	705.0	710.8	357.1	348.7	532.6
12/11/85	670.9	676.2	352.0	343.9	512.5
12/12/85	640.5	644.8	346.8	338.8	495.7
12/13/85	613.5	616.9	340.3	332.2	484.0
12/14/85	596.1	595.5	335.2	326.2	474.6
12/15/85	581.7	580.3	331.2	322.4	467.4
12/16/85	568.7	567.6	327.9	319.1	466.9

## Daily DSM2 Model Output

Date	Avg Of B1-DB5	Avg Of B1-DB6	Avg Of B2-DB5	Avg Of B2-DB6	Avg Of H3-DB5
12/17/85	564.8	558.4	325.1	317.3	467.5
12/18/85	561.9	546.6	322.8	313.4	471.5
12/19/85	557.6	548.0	321.7	312.1	468.2
12/20/85	539.6	530.6	317.2	306.8	464.0
12/21/85	529.2	510.3	312.8	300.4	450.8
12/22/85	513.2	504.4	309.5	297.1	441.9
12/23/85	496.1	497.5	303.5	294.0	437.1
12/24/85	486.3	490.7	298.7	291.9	435.5
12/25/85	481.9	485.9	296.4	291.4	438.2
12/26/85	477.2	482.2	296.0	290.9	442.3
12/27/85	477.0	482.7	297.7	292.3	451.5
12/28/85	479.9	484.6	299.1	292.9	464.0
12/29/85	485.1	488.8	299.7	293.3	479.9
12/30/85	494.8	495.3	302.5	296.3	497.7
12/31/85	496.8	503.9	309.3	306.5	509.7
1/1/86	502.0	507.1	326.9	322.1	521.1
1/2/86	509.1	513.4	354.5	343.4	529.1
1/3/86	513.9	518.9	384.8	367.3	539.4
1/4/86	519.9	526.0	418.8	395.7	549.8
1/5/86	524.7	529.6	460.0	433.1	554.6
1/6/86	527.5	531.1	487.5	461.8	559.3
1/7/86	529.1	531.6	513.3	487.6	562.1
1/8/86	530.0	531.4	540.0	513.5	563.3
1/9/86	528.7	529.9	564.8	538.2	563.0
1/10/86	526.8	527.9	593.6	565.7	561.9
1/11/86	522.4	523.0	615.9	587.8	559.3
1/12/86	518.6	518.5	641.0	615.7	556.4
1/13/86	514.8	512.7	662.2	636.5	553.8
1/14/86	510.9	509.5	688.5	665.2	551.6
1/15/86	509.4	506.8	713.3	689.8	550.2
1/16/86	510.2	507.8	743.5	721.2	550.9
1/17/86	507.2	503.7	758.2	738.1	548.7
1/18/86	495.8	490.3	758.2	738.7	539.8
1/19/86	489.5	482.4	765.8	747.0	533.4
1/20/86	484.2	476.5	770.5	753.3	528.1
1/21/86	478.5	469.9	772.6	755.5	522.2
1/22/86	475.2	465.4	777.1	760.4	518.8
1/23/86	479.5	472.1	784.3	768.4	521.5
1/24/86	489.4	482.4	788.3	773.7	529.7
1/25/86	498.7	491.3	791.2	777.6	537.8
1/26/86	503.6	496.1	795.8	783.0	542.8
1/27/86	499.4	490.5	800.5	787.2	540.9
1/28/86	487.6	476.4	803.8	790.8	530.1
1/29/86	482.0	473.0	811.3	799.3	523.0
1/30/86	490.6	482.7	818.2	806.8	528.4

## Daily DSM2 Model Output

Date	Avg Of B1-DB5	Avg Of B1-DB6	Avg Of B2-DB5	Avg Of B2-DB6	Avg Of H3-DB5
1/31/86	499.6	492.3	802.1	786.8	534.5
2/1/86	504.0	494.8	730.2	712.9	529.2
2/2/86	517.0	507.6	678.8	666.5	532.0
2/3/86	539.5	530.5	654.9	644.7	544.3
2/4/86	563.2	552.5	641.7	630.3	558.0
2/5/86	586.7	575.6	636.5	624.7	569.8
2/6/86	607.7	597.6	635.9	624.8	581.1
2/7/86	628.3	619.6	641.0	632.5	594.2
2/8/86	648.0	641.1	652.4	643.7	611.2
2/9/86	664.3	659.8	663.8	654.3	626.9
2/10/86	678.4	675.0	669.0	659.8	635.8
2/11/86	687.3	682.5	660.9	648.9	631.4
2/12/86	697.1	690.5	647.0	638.2	621.0
2/13/86	707.5	699.6	645.3	632.3	621.8
2/14/86	717.0	708.7	659.1	643.6	636.8
2/15/86	654.5	690.3	641.7	663.2	623.3
2/16/86	432.2	494.8	434.4	498.3	430.7
2/17/86	370.7	364.0	367.3	360.7	367.1
2/18/86	329.5	330.5	328.9	329.9	329.1
2/19/86	323.1	323.1	322.5	322.5	322.8
2/20/86	320.7	320.6	320.1	320.0	320.4
2/21/86	319.6	319.6	319.0	319.0	319.3
2/22/86	318.5	318.5	317.9	317.9	318.2
2/23/86	317.6	317.6	317.1	317.1	317.3
2/24/86	317.4	317.4	316.8	316.8	317.2
2/25/86	317.8	317.8	317.3	317.3	317.8
2/26/86	318.6	318.6	318.2	318.2	318.6
2/27/86	320.4	320.3	319.8	319.7	320.2
2/28/86	320.0	319.8	319.5	319.4	319.8
3/1/86	313.3	315.2	312.3	314.0	313.1
3/2/86	257.9	259.2	258.0	259.3	258.0
3/3/86	259.4	258.9	259.7	259.2	259.6
3/4/86	264.3	265.7	264.3	265.8	264.5
3/5/86	271.1	271.5	270.8	271.2	272.8
3/6/86	271.2	271.2	270.9	270.9	278.5
3/7/86	269.7	270.8	269.1	270.2	281.6
3/8/86	267.7	269.8	267.2	269.3	271.2
3/9/86	265.1	267.9	264.7	267.5	270.0
3/10/86	259.3	261.9	258.8	261.3	262.1
3/11/86	256.3	256.2	255.8	255.8	257.8
3/12/86	254.7	254.3	253.0	252.6	254.0
3/13/86	251.4	251.4	250.3	249.9	250.7
3/14/86	248.9	248.8	248.3	248.1	248.8
3/15/86	246.9	246.8	246.6	246.5	247.1
3/16/86	246.1	246.1	245.7	245.6	246.0

## Daily DSM2 Model Output

Date	Avg Of B1-DB5	Avg Of B1-DB6	Avg Of B2-DB5	Avg Of B2-DB6	Avg Of H3-DB5
3/17/86	245.5	245.5	245.1	245.1	245.4
3/18/86	245.0	245.0	244.8	244.8	245.1
3/19/86	244.9	244.9	245.1	245.0	245.1
3/20/86	245.1	245.0	245.1	245.0	245.1
3/21/86	245.3	245.2	245.3	245.2	245.6
3/22/86	245.7	245.6	245.7	245.5	246.0
3/23/86	246.2	246.0	246.2	246.1	246.5
3/24/86	246.6	246.4	246.5	246.3	246.9
3/25/86	247.2	246.8	246.9	246.6	247.3
3/26/86	247.3	247.0	247.2	246.9	247.5
3/27/86	247.7	247.3	247.6	247.3	247.9
3/28/86	248.4	248.0	248.3	248.0	248.6
3/29/86	250.0	249.6	249.7	249.3	250.1
3/30/86	251.8	251.4	251.3	251.0	252.0
3/31/86	247.5	248.1	246.7	247.3	247.7
4/1/86	242.1	242.0	241.0	240.7	243.7
4/2/86	240.1	240.4	235.2	237.3	240.2
4/3/86	236.3	237.0	232.9	233.5	236.1
4/4/86	237.4	238.5	231.8	232.7	235.1
4/5/86	239.0	239.9	231.8	232.7	236.3
4/6/86	239.6	240.6	231.6	232.5	236.3
4/7/86	237.9	239.3	231.6	232.5	234.7
4/8/86	238.8	239.7	231.5	232.5	235.2
4/9/86	240.7	241.4	231.7	232.6	236.0
4/10/86	241.8	243.0	231.8	232.8	236.3
4/11/86	242.6	244.1	232.0	233.0	236.5
4/12/86	241.9	243.6	231.7	232.6	235.8
4/13/86	243.0	244.4	232.0	232.8	236.7
4/14/86	244.7	246.1	231.7	233.0	238.1
4/15/86	244.5	246.2	231.4	232.5	237.4
4/16/86	243.2	244.9	231.9	232.3	236.5
4/17/86	242.0	243.9	232.4	232.6	236.1
4/18/86	243.8	245.0	232.9	233.6	237.5
4/19/86	247.5	248.0	234.0	234.8	239.4
4/20/86	251.9	251.9	235.3	236.1	241.3
4/21/86	257.4	257.4	236.1	237.0	244.7
4/22/86	262.0	262.6	236.7	237.7	247.7
4/23/86	266.2	267.2	237.7	238.8	249.9
4/24/86	271.4	272.0	245.2	245.1	257.6
4/25/86	276.5	277.1	253.5	254.2	264.8
4/26/86	281.5	281.8	260.0	260.7	270.6
4/27/86	285.9	285.9	265.9	265.9	275.3
4/28/86	289.8	289.6	270.6	270.2	279.7
4/29/86	293.7	292.8	273.7	272.2	282.6
4/30/86	296.1	294.6	277.6	275.8	286.1

## Daily DSM2 Model Output

Date	Avg Of B1-DB5	Avg Of B1-DB6	Avg Of B2-DB5	Avg Of B2-DB6	Avg Of H3-DB5
5/1/86	293.0	291.3	278.6	280.4	282.1
5/2/86	290.5	288.3	261.6	268.2	263.0
5/3/86	289.2	286.9	250.4	252.1	250.7
5/4/86	286.9	284.5	252.9	253.3	253.7
5/5/86	284.1	281.7	253.5	254.4	254.8
5/6/86	282.1	279.8	253.5	254.5	254.9
5/7/86	280.0	277.4	253.8	254.9	255.5
5/8/86	275.8	273.2	254.7	255.7	256.6
5/9/86	273.0	270.7	255.2	256.5	257.4
5/10/86	272.1	270.4	255.4	256.9	257.7
5/11/86	271.1	269.2	255.6	257.1	258.0
5/12/86	269.5	268.2	255.7	257.3	258.3
5/13/86	270.1	268.0	255.1	256.8	257.9
5/14/86	270.3	267.4	254.6	256.2	257.4
5/15/86	269.8	266.6	254.7	256.1	257.6
5/16/86	268.5	265.5	254.8	256.1	257.0
5/17/86	266.8	264.7	256.0	257.0	257.5
5/18/86	267.2	263.2	257.3	258.3	258.3
5/19/86	265.4	263.7	259.7	260.2	260.6
5/20/86	264.3	263.0	268.5	267.9	268.0
5/21/86	263.2	260.4	275.1	275.7	274.7
5/22/86	260.8	258.6	280.2	280.6	280.3
5/23/86	260.1	258.2	282.4	282.0	285.2
5/24/86	258.0	256.9	282.3	281.1	289.0
5/25/86	256.8	255.8	280.7	279.4	292.1
5/26/86	257.5	255.4	279.3	278.0	295.2
5/27/86	257.7	255.0	278.6	277.3	298.4
5/28/86	257.6	253.9	277.8	276.4	301.3
5/29/86	257.1	254.0	277.3	275.6	303.9
5/30/86	256.4	254.3	275.8	274.5	305.8
5/31/86	258.6	251.4	276.1	273.5	307.4
6/1/86	254.3	251.5	278.3	275.2	309.9
6/2/86	256.8	253.3	281.2	278.1	313.3
6/3/86	257.1	253.9	283.0	280.2	315.3
6/4/86	256.6	253.7	284.3	281.8	315.9
6/5/86	258.1	254.7	286.0	283.6	317.3
6/6/86	258.3	255.5	288.1	285.3	319.0
6/7/86	258.2	256.2	289.6	287.1	321.0
6/8/86	258.9	256.7	290.7	288.0	321.6
6/9/86	261.7	260.1	292.6	290.6	323.1
6/10/86	268.4	265.4	297.7	295.4	328.7
6/11/86	274.2	270.3	302.5	300.4	335.1
6/12/86	280.5	274.8	307.6	305.9	342.7
6/13/86	286.2	281.3	314.0	312.1	353.4
6/14/86	291.9	285.8	319.8	318.1	358.9

## Daily DSM2 Model Output

Date	Avg Of B1-DB5	Avg Of B1-DB6	Avg Of B2-DB5	Avg Of B2-DB6	Avg Of H3-DB5
6/15/86	298.0	290.6	326.6	325.1	376.1
6/16/86	304.1	296.2	334.2	333.1	412.2
6/17/86	311.3	301.3	343.9	342.6	438.4
6/18/86	314.9	304.2	354.2	353.6	446.9
6/19/86	317.1	306.6	366.0	365.1	444.8
6/20/86	320.7	310.4	376.8	375.5	443.2
6/21/86	323.3	313.3	386.0	384.7	440.3
6/22/86	326.3	316.1	394.1	392.9	438.7
6/23/86	329.2	318.2	401.5	400.3	440.6
6/24/86	330.9	319.1	408.3	407.1	443.9
6/25/86	331.4	319.6	414.5	413.3	449.6
6/26/86	331.0	319.3	420.3	418.9	456.7
6/27/86	328.3	317.2	425.4	423.8	460.9
6/28/86	328.9	315.8	429.9	428.0	462.0
6/29/86	328.5	313.1	433.4	431.2	456.2
6/30/86	324.8	313.0	435.1	431.8	438.1
7/1/86	327.9	313.5	433.3	429.0	414.9
7/2/86	325.8	312.6	431.1	426.1	399.0
7/3/86	324.5	312.9	429.2	424.2	391.6
7/4/86	325.0	313.9	428.3	422.8	387.7
7/5/86	325.2	315.8	427.4	422.1	385.9
7/6/86	328.8	319.0	427.3	421.7	386.4
7/7/86	328.0	319.1	424.8	419.1	383.1
7/8/86	329.3	320.6	423.6	417.5	381.4
7/9/86	330.1	321.8	422.1	415.6	378.8
7/10/86	329.3	321.2	418.4	411.9	375.3
7/11/86	328.2	320.2	414.0	407.0	371.1
7/12/86	325.2	317.7	408.0	400.8	364.7
7/13/86	324.5	316.5	402.4	394.4	361.0
7/14/86	323.6	313.9	396.7	387.7	356.8
7/15/86	320.9	311.5	390.8	383.1	353.0
7/16/86	319.0	308.9	387.2	379.7	349.7
7/17/86	315.5	306.8	384.8	376.2	344.9
7/18/86	312.8	305.1	381.2	373.6	341.3
7/19/86	310.6	302.7	377.4	370.1	337.7
7/20/86	305.4	298.7	370.7	364.1	331.5
7/21/86	304.5	298.0	367.4	362.1	329.3
7/22/86	305.7	299.0	368.4	362.0	330.1
7/23/86	303.8	297.7	365.5	359.6	327.3
7/24/86	302.5	296.1	362.9	355.9	324.6
7/25/86	300.3	293.6	358.6	350.5	321.7
7/26/86	298.6	292.1	353.0	345.2	319.2
7/27/86	297.7	289.8	348.5	340.2	317.6
7/28/86	296.8	287.1	346.4	337.3	315.9
7/29/86	293.4	284.1	344.0	334.2	312.7

## Daily DSM2 Model Output

Date	Avg Of B1-DB5	Avg Of B1-DB6	Avg Of B2-DB5	Avg Of B2-DB6	Avg Of H3-DB5
7/30/86	289.2	281.4	339.3	331.0	309.1
7/31/86	285.0	279.4	338.8	328.4	304.2
8/1/86	286.3	280.8	334.4	325.5	300.7
8/2/86	286.6	282.7	332.7	324.7	299.1
8/3/86	288.2	283.4	332.0	324.0	296.4
8/4/86	288.1	283.8	330.5	322.8	295.9
8/5/86	289.3	284.7	330.2	323.1	294.8
8/6/86	290.3	286.3	330.9	324.4	295.2
8/7/86	291.6	286.7	331.2	323.8	294.6
8/8/86	291.2	286.0	328.5	321.4	293.5
8/9/86	290.2	285.4	326.0	319.0	293.8
8/10/86	289.8	285.2	325.9	317.9	293.7
8/11/86	290.4	284.8	324.4	316.0	293.1
8/12/86	290.2	284.5	321.5	312.3	292.9
8/13/86	290.4	285.3	319.2	309.7	294.0
8/14/86	292.2	287.4	318.3	310.2	294.8
8/15/86	294.0	289.0	319.2	311.6	295.9
8/16/86	295.3	291.1	320.6	313.5	296.3
8/17/86	297.9	293.8	322.1	315.8	297.3
8/18/86	301.0	296.3	323.9	317.6	299.5
8/19/86	301.9	298.0	323.9	316.8	300.0
8/20/86	304.3	300.0	322.2	315.8	302.4
8/21/86	305.8	301.9	321.3	314.3	306.0
8/22/86	307.9	303.5	318.7	311.8	306.9
8/23/86	309.9	305.4	317.5	310.8	309.9
8/24/86	312.1	307.8	317.8	310.1	313.6
8/25/86	314.2	310.1	316.1	307.7	316.3
8/26/86	316.8	312.4	313.1	303.8	319.5
8/27/86	319.6	315.2	310.3	302.1	322.9
8/28/86	322.4	318.3	309.9	302.1	326.0
8/29/86	325.0	321.9	310.8	303.5	328.6
8/30/86	327.8	325.0	313.0	304.8	330.9
8/31/86	330.8	326.6	310.9	304.9	333.0
9/1/86	330.1	327.5	312.3	307.4	335.8
9/2/86	331.7	329.5	315.8	311.3	338.4
9/3/86	334.5	332.2	318.9	314.5	340.6
9/4/86	338.9	335.5	321.0	316.4	342.7
9/5/86	341.7	339.8	323.3	317.8	344.8
9/6/86	346.0	344.8	323.5	318.0	346.6
9/7/86	351.4	350.7	324.2	319.0	348.8
9/8/86	356.8	357.3	324.8	319.3	350.5
9/9/86	362.9	364.9	324.7	320.0	351.9
9/10/86	370.4	373.7	324.6	319.3	352.6
9/11/86	379.0	383.3	323.2	318.1	352.4
9/12/86	387.4	392.8	322.9	318.1	352.2

## Daily DSM2 Model Output

Date	Avg Of B1-DB5	Avg Of B1-DB6	Avg Of B2-DB5	Avg Of B2-DB6	Avg Of H3-DB5
9/13/86	395.5	401.6	323.7	319.6	352.0
9/14/86	404.7	411.4	325.8	321.3	351.6
9/15/86	416.5	425.4	327.0	322.1	350.8
9/16/86	431.1	441.8	328.1	323.7	350.1
9/17/86	447.2	460.4	329.7	325.0	349.7
9/18/86	464.0	479.3	330.6	325.5	348.5
9/19/86	477.4	495.5	331.1	326.6	347.3
9/20/86	494.6	512.9	332.1	327.2	346.7
9/21/86	509.1	529.8	332.3	327.2	345.1
9/22/86	522.4	547.4	331.0	325.6	342.0
9/23/86	538.8	562.0	328.9	322.5	338.2
9/24/86	548.9	569.8	328.4	323.3	336.2
9/25/86	554.1	574.8	330.0	325.1	336.7
9/26/86	557.1	581.6	330.8	326.4	336.1
9/27/86	560.0	582.2	331.9	327.4	335.5
9/28/86	559.5	580.9	332.2	327.6	334.3
9/29/86	560.7	579.3	332.7	327.8	333.3
9/30/86	557.9	580.3	336.3	331.5	334.4
10/1/86	559.6	582.7	348.7	342.7	339.7
10/2/86	561.5	584.2	370.4	360.4	345.3
10/3/86	563.7	585.8	392.8	382.9	351.6
10/4/86	566.9	589.7	405.7	398.8	356.0
10/5/86	568.7	589.9	413.8	409.9	361.6
10/6/86	569.3	591.3	414.4	413.7	367.0
10/7/86	571.1	591.3	412.9	413.3	371.2
10/8/86	572.0	590.7	412.0	412.9	375.1
10/9/86	572.7	590.7	410.8	412.0	379.2
10/10/86	569.1	589.1	409.4	410.9	383.2
10/11/86	565.6	585.1	408.6	409.9	387.4
10/12/86	562.7	582.6	408.0	409.1	391.2
10/13/86	562.8	583.2	408.0	409.0	394.0
10/14/86	565.3	586.7	409.5	410.0	393.6
10/15/86	568.9	589.6	413.0	412.8	387.4
10/16/86	568.3	589.3	415.3	414.8	379.8
10/17/86	569.1	590.6	417.1	415.8	372.9
10/18/86	568.6	591.7	417.9	416.0	365.5
10/19/86	569.3	592.0	418.1	415.7	359.7
10/20/86	570.3	591.6	418.0	414.9	356.0
10/21/86	570.4	590.4	416.7	413.2	352.3
10/22/86	570.7	588.7	416.1	412.0	350.3
10/23/86	571.4	587.5	416.5	412.3	349.8
10/24/86	567.6	586.5	417.3	413.3	349.9
10/25/86	564.4	584.9	417.3	413.3	350.2
10/26/86	559.7	581.8	417.7	413.5	350.9
10/27/86	556.1	579.0	417.0	412.4	350.5



## Daily DSM2 Model Output

Date	Avg Of B1-DB5	Avg Of B1-DB6	Avg Of B2-DB5	Avg Of B2-DB6	Avg Of H3-DB5
10/28/86	555.5	576.4	415.2	410.4	350.0
10/29/86	554.5	577.3	414.3	409.4	351.3
10/30/86	556.1	579.3	414.9	409.7	352.1
10/31/86	559.0	579.4	420.0	414.6	357.0
11/1/86	560.0	583.3	425.1	420.0	363.8
11/2/86	564.9	588.5	428.3	424.1	369.9
11/3/86	567.7	591.4	431.2	427.9	376.3
11/4/86	573.4	595.4	434.4	431.5	384.1
11/5/86	578.7	600.9	438.3	436.1	394.7
11/6/86	582.8	605.2	439.9	439.4	405.4
11/7/86	587.8	612.0	438.1	439.8	413.1
11/8/86	596.2	621.7	436.8	438.5	417.4
11/9/86	605.6	631.2	439.0	439.1	422.0
11/10/86	606.4	634.5	442.1	441.2	426.5
11/11/86	611.1	638.2	444.9	443.6	430.4
11/12/86	610.7	637.7	447.5	446.0	433.7
11/13/86	610.6	636.8	449.7	448.4	437.1
11/14/86	612.3	637.8	451.6	451.1	441.5
11/15/86	615.3	641.9	451.8	452.2	444.2
11/16/86	620.0	644.6	451.5	452.2	445.4
11/17/86	624.0	644.6	451.5	452.3	446.6
11/18/86	623.4	643.3	451.5	452.4	447.8
11/19/86	622.8	643.4	452.0	452.8	448.6
11/20/86	624.5	643.9	451.9	453.2	448.9
11/21/86	621.1	641.3	450.8	452.5	448.1
11/22/86	620.2	643.4	450.7	452.1	448.0
11/23/86	622.9	646.2	451.4	452.6	448.9
11/24/86	616.5	640.7	451.9	453.2	449.7
11/25/86	613.2	637.7	452.3	453.5	450.3
11/26/86	607.4	631.3	452.5	453.9	450.8
11/27/86	605.0	630.5	453.5	454.6	451.7
11/28/86	605.2	632.0	453.6	455.1	452.0
11/29/86	612.5	638.3	454.1	455.4	452.2
11/30/86	626.8	646.9	456.0	456.6	453.1
12/1/86	639.2	661.4	459.1	458.7	432.6
12/2/86	655.3	678.8	460.6	459.7	392.1
12/3/86	678.7	705.7	461.6	460.0	365.0
12/4/86	707.8	734.7	463.1	461.5	352.9
12/5/86	737.2	765.2	464.8	463.6	346.0
12/6/86	760.1	796.0	466.8	466.1	339.7
12/7/86	778.3	825.9	470.4	468.7	337.0
12/8/86	794.5	851.0	477.0	472.7	334.8
12/9/86	803.1	862.2	485.0	478.6	328.4
12/10/86	819.9	876.7	492.3	484.3	319.2
12/11/86	824.7	876.0	497.5	488.9	310.7

## Daily DSM2 Model Output

Date	Avg Of B1-DB5	Avg Of B1-DB6	Avg Of B2-DB5	Avg Of B2-DB6	Avg Of H3-DB5
12/12/86	826.5	865.6	501.7	492.3	299.5
12/13/86	817.9	851.4	505.1	495.1	291.5
12/14/86	812.3	842.0	506.5	494.9	283.5
12/15/86	805.9	834.2	507.7	496.5	279.7
12/16/86	808.6	837.6	517.1	503.5	277.3
12/17/86	818.5	849.0	529.9	513.7	276.8
12/18/86	836.0	868.7	549.0	530.2	278.2
12/19/86	857.1	891.6	571.5	551.7	282.1
12/20/86	883.4	919.4	605.4	583.0	287.0
12/21/86	907.9	952.5	626.8	605.2	293.3
12/22/86	931.2	983.7	648.1	628.0	300.0
12/23/86	945.1	1008.9	661.1	643.3	307.7
12/24/86	956.2	1033.7	662.5	645.8	313.6
12/25/86	975.6	1047.6	655.0	638.5	320.2
12/26/86	1007.8	1066.8	636.7	620.7	327.2
12/27/86	1023.8	1073.6	618.0	602.8	334.3
12/28/86	1040.1	1083.3	606.8	591.2	342.3
12/29/86	1061.1	1104.3	596.4	581.6	353.2
12/30/86	1096.6	1139.1	588.7	572.3	369.2
12/31/86	1131.4	1166.0	589.5	573.0	383.3
1/1/87	1136.7	1175.7	605.1	588.3	390.1
1/2/87	1149.9	1202.8	614.2	595.5	396.7
1/3/87	1186.1	1226.5	625.3	608.8	405.5
1/4/87	1194.3	1233.2	647.7	630.9	420.7
1/5/87	1204.9	1256.5	666.4	650.1	441.8
1/6/87	1230.3	1279.5	674.9	658.9	459.2
1/7/87	1244.7	1298.0	682.6	667.4	474.5
1/8/87	1257.1	1313.2	683.8	669.2	483.0
1/9/87	1263.0	1301.6	678.7	664.4	485.4
1/10/87	1244.6	1273.2	668.7	655.1	484.9
1/11/87	1213.4	1236.4	663.1	647.9	487.3
1/12/87	1176.3	1196.8	669.2	654.7	497.5
1/13/87	1142.4	1159.7	672.3	657.7	506.9
1/14/87	1113.4	1124.0	673.5	658.3	512.4
1/15/87	1083.0	1095.4	680.4	666.8	524.4
1/16/87	1059.5	1067.0	686.8	671.9	535.5
1/17/87	1034.9	1040.0	691.0	676.9	544.1
1/18/87	1009.0	1016.6	696.5	683.0	553.9
1/19/87	987.0	1000.0	705.6	692.6	567.3
1/20/87	967.5	983.1	715.2	702.0	582.3
1/21/87	956.8	964.1	711.8	698.7	582.8
1/22/87	934.8	933.3	697.0	683.6	573.0
1/23/87	905.6	908.4	685.8	672.9	567.3
1/24/87	886.6	893.0	682.3	669.5	568.1
1/25/87	865.3	875.0	675.2	661.2	565.6

## Daily DSM2 Model Output

Date	Avg Of B1-DB5	Avg Of B1-DB6	Avg Of B2-DB5	Avg Of B2-DB6	Avg Of H3-DB5
1/26/87	850.3	855.7	664.8	650.8	562.2
1/27/87	837.7	838.7	659.1	647.0	561.9
1/28/87	828.3	829.7	666.2	654.2	570.1
1/29/87	814.1	818.2	670.4	658.0	576.4
1/30/87	811.9	817.3	688.3	676.4	592.9
1/31/87	804.0	810.2	707.0	694.8	599.8
2/1/87	793.8	797.5	716.4	704.5	576.3
2/2/87	794.1	796.9	733.5	721.2	556.2
2/3/87	794.0	796.6	747.8	737.6	542.1
2/4/87	787.5	791.2	757.6	747.8	529.2
2/5/87	778.7	782.4	763.5	753.8	515.9
2/6/87	766.8	767.3	766.3	756.1	502.8
2/7/87	754.2	753.1	768.7	758.2	494.3
2/8/87	740.2	737.6	770.1	759.6	489.0
2/9/87	729.4	725.0	775.2	765.0	488.3
2/10/87	717.5	713.9	782.0	772.5	489.1
2/11/87	705.9	701.1	787.5	777.8	488.4
2/12/87	686.2	681.4	791.8	782.2	482.3
2/13/87	689.0	683.4	807.5	798.7	491.7
2/14/87	676.4	669.1	817.3	807.6	503.6
2/15/87	681.1	675.8	837.8	827.3	517.6
2/16/87	686.8	677.9	856.5	845.5	531.7
2/17/87	686.9	678.1	874.1	862.7	543.9
2/18/87	671.0	664.0	884.1	873.4	552.9
2/19/87	642.3	638.1	890.2	878.8	547.3
2/20/87	622.5	614.7	893.8	882.6	523.6
2/21/87	598.5	589.6	892.8	881.4	490.3
2/22/87	584.9	575.6	897.0	884.7	481.8
2/23/87	575.2	563.8	898.3	886.6	479.0
2/24/87	571.5	561.6	904.0	893.1	484.9
2/25/87	574.4	566.3	913.5	904.4	494.9
2/26/87	578.5	568.3	920.4	912.9	504.3
2/27/87	571.9	561.5	926.0	919.0	505.1
2/28/87	564.9	552.3	927.2	920.2	500.4
3/1/87	560.7	548.9	924.1	915.5	487.6
3/2/87	561.5	551.2	920.4	911.7	478.5
3/3/87	558.2	546.5	912.9	901.5	469.4
3/4/87	548.4	537.9	901.5	890.1	458.8
3/5/87	560.7	552.3	906.9	895.8	464.9
3/6/87	572.6	562.8	907.3	896.2	463.3
3/7/87	573.3	560.9	899.9	887.7	463.3
3/8/87	579.0	568.9	900.1	888.7	469.2
3/9/87	584.5	573.9	898.1	887.0	474.3
3/10/87	587.6	577.3	897.5	885.4	468.5
3/11/87	591.4	579.8	894.4	883.1	466.2

## Daily DSM2 Model Output

Date	Avg Of B1-DB5	Avg Of B1-DB6	Avg Of B2-DB5	Avg Of B2-DB6	Avg Of H3-DB5
3/12/87	593.4	582.3	894.9	884.1	469.2
3/13/87	597.1	587.0	894.4	884.5	477.3
3/14/87	600.4	590.6	897.0	887.4	486.0
3/15/87	608.9	599.3	902.6	893.5	501.7
3/16/87	611.9	602.3	902.4	893.7	518.5
3/17/87	608.7	598.0	897.4	888.9	532.5
3/18/87	603.2	592.4	894.4	884.2	536.0
3/19/87	600.9	592.2	892.9	884.2	531.1
3/20/87	587.8	577.1	882.5	872.7	505.9
3/21/87	591.3	581.1	886.7	877.0	502.0
3/22/87	593.1	582.4	886.0	876.4	495.0
3/23/87	601.1	592.4	893.0	883.9	498.7
3/24/87	604.1	594.1	893.5	884.3	498.9
3/25/87	604.7	593.2	893.1	883.9	496.5
3/26/87	605.1	594.7	894.7	886.3	499.7
3/27/87	606.3	595.0	895.7	887.1	496.5
3/28/87	604.5	593.4	893.7	885.7	491.8
3/29/87	604.9	594.7	894.0	886.4	486.1
3/30/87	603.4	592.4	891.6	882.9	479.0
3/31/87	593.4	580.8	877.6	869.9	466.5
4/1/87	573.2	559.6	852.2	843.5	474.5
4/2/87	545.6	529.5	817.4	807.6	480.7
4/3/87	531.8	515.3	795.2	783.4	486.9
4/4/87	525.9	508.6	776.6	763.6	494.7
4/5/87	520.9	499.5	760.3	746.2	500.8
4/6/87	509.3	488.8	742.3	729.1	501.0
4/7/87	497.3	480.2	723.7	710.6	496.4
4/8/87	490.8	472.8	705.1	691.1	491.0
4/9/87	487.8	470.5	691.6	676.8	488.8
4/10/87	487.2	471.3	683.1	670.7	490.3
4/11/87	489.7	473.1	681.4	669.1	495.6
4/12/87	487.0	468.8	675.3	661.5	499.3
4/13/87	479.9	461.8	663.6	649.3	497.2
4/14/87	472.5	456.4	649.1	637.0	490.6
4/15/87	469.4	453.7	637.4	626.3	487.0
4/16/87	461.6	447.2	623.1	613.5	481.7
4/17/87	454.3	440.3	612.4	603.8	477.9
4/18/87	455.6	442.7	609.9	600.3	480.2
4/19/87	447.6	431.7	599.0	588.8	479.6
4/20/87	438.3	422.4	588.3	579.3	475.5
4/21/87	430.9	417.8	578.7	570.1	470.0
4/22/87	427.1	413.8	569.9	561.7	465.1
4/23/87	422.3	409.9	562.3	553.5	461.2
4/24/87	418.0	403.8	553.3	543.3	457.2
4/25/87	411.1	398.4	541.6	533.1	450.7

## Daily DSM2 Model Output

Date	Avg Of B1-DB5	Avg Of B1-DB6	Avg Of B2-DB5	Avg Of B2-DB6	Avg Of H3-DB5
4/26/87	406.6	393.7	532.1	524.1	446.2
4/27/87	398.9	386.5	520.9	512.6	439.3
4/28/87	391.1	379.0	507.9	500.6	431.8
4/29/87	381.8	371.7	495.6	490.3	422.3
4/30/87	382.2	373.9	489.4	485.0	421.7
5/1/87	389.5	382.8	483.9	478.4	425.8
5/2/87	396.0	389.2	477.2	470.3	429.6
5/3/87	400.5	392.3	469.3	461.4	432.3
5/4/87	401.5	393.0	461.8	453.5	432.2
5/5/87	400.7	393.1	453.4	448.2	430.2
5/6/87	399.9	391.6	448.0	441.1	428.2
5/7/87	398.6	390.9	442.4	435.4	425.5
5/8/87	397.7	390.2	436.9	429.7	423.5
5/9/87	396.4	388.9	431.9	424.7	421.1
5/10/87	394.1	387.5	426.5	420.5	418.0
5/11/87	391.7	384.9	420.5	415.5	414.6
5/12/87	387.6	380.8	413.6	410.0	409.3
5/13/87	384.9	378.2	410.1	405.8	405.5
5/14/87	383.1	376.7	406.7	403.1	402.5
5/15/87	383.6	377.1	405.0	401.6	402.2
5/16/87	386.5	380.6	406.4	402.1	404.3
5/17/87	389.1	383.3	406.1	402.0	406.8
5/18/87	393.4	388.4	408.0	405.2	411.1
5/19/87	392.9	386.9	405.4	401.4	411.7
5/20/87	396.9	390.9	406.8	402.4	415.4
5/21/87	396.0	390.2	404.2	399.3	414.8
5/22/87	393.6	387.8	400.3	395.6	412.8
5/23/87	390.6	384.6	398.1	392.6	409.8
5/24/87	386.8	381.0	394.9	390.1	406.5
5/25/87	383.2	377.8	393.8	388.5	403.0
5/26/87	381.6	376.0	392.3	387.5	401.4
5/27/87	380.7	375.2	391.1	386.4	400.3
5/28/87	378.7	373.0	389.7	383.7	398.6
5/29/87	377.7	372.5	387.3	383.4	397.6
5/30/87	377.4	372.0	387.2	382.4	397.5
5/31/87	377.7	372.5	389.1	384.3	398.4
6/1/87	375.4	367.9	388.3	381.8	396.9
6/2/87	377.8	370.3	389.1	383.3	398.7
6/3/87	378.0	370.7	388.9	382.8	398.9
6/4/87	376.2	369.2	388.1	380.9	397.8
6/5/87	373.9	366.8	386.2	378.5	396.0
6/6/87	370.9	363.5	384.6	376.9	393.3
6/7/87	367.5	360.6	383.7	375.8	390.1
6/8/87	365.3	358.3	382.1	375.0	388.3
6/9/87	360.4	354.3	378.5	371.6	383.6

## Daily DSM2 Model Output

Date	Avg Of B1-DB5	Avg Of B1-DB6	Avg Of B2-DB5	Avg Of B2-DB6	Avg Of H3-DB5
6/10/87	358.3	352.7	376.2	370.4	381.4
6/11/87	359.5	353.7	376.6	370.9	382.4
6/12/87	360.1	353.5	376.9	369.6	382.9
6/13/87	361.2	355.2	376.3	369.9	383.7
6/14/87	365.4	359.5	377.6	372.0	387.5
6/15/87	370.5	364.4	379.8	374.5	392.8
6/16/87	375.3	368.5	381.9	375.8	398.4
6/17/87	378.5	371.3	381.1	374.9	402.8
6/18/87	376.9	369.7	378.0	370.8	402.3
6/19/87	372.4	365.1	373.4	365.3	398.6
6/20/87	368.3	361.1	369.9	362.4	394.2
6/21/87	365.1	358.1	369.3	361.2	390.9
6/22/87	360.4	353.6	366.2	358.5	386.5
6/23/87	357.3	350.6	363.7	356.3	383.0
6/24/87	355.1	349.0	361.6	354.9	380.5
6/25/87	355.7	348.7	362.5	354.7	380.7
6/26/87	355.2	349.2	361.5	355.1	380.2
6/27/87	357.2	350.2	363.0	355.6	382.1
6/28/87	358.2	351.9	363.4	356.2	383.2
6/29/87	359.4	352.8	362.7	355.7	384.4
6/30/87	356.1	350.7	360.9	354.7	379.7
7/1/87	345.0	338.6	357.8	350.3	364.6
7/2/87	329.5	321.7	350.1	341.1	349.2
7/3/87	320.7	312.4	345.7	335.2	337.7
7/4/87	317.4	308.0	342.4	331.5	334.2
7/5/87	314.9	305.3	340.0	328.0	331.1
7/6/87	310.7	304.2	335.8	326.1	328.7
7/7/87	307.9	303.8	333.3	325.9	326.5
7/8/87	305.6	301.5	329.5	323.0	323.0
7/9/87	304.7	301.2	327.7	322.1	321.3
7/10/87	304.8	302.4	328.2	322.5	321.4
7/11/87	306.5	304.4	329.0	323.4	321.7
7/12/87	308.3	307.0	329.4	324.7	324.3
7/13/87	310.2	309.0	328.8	323.8	324.9
7/14/87	313.6	312.5	326.3	322.4	326.9
7/15/87	317.7	318.3	325.4	322.0	329.9
7/16/87	324.6	324.3	327.0	323.8	335.3
7/17/87	329.0	330.2	329.7	325.6	340.6
7/18/87	333.4	335.4	329.4	325.3	344.2
7/19/87	337.1	339.8	327.2	323.7	347.6
7/20/87	340.6	343.5	325.8	323.1	350.7
7/21/87	342.7	346.1	324.8	322.5	352.9
7/22/87	344.3	348.2	323.2	321.3	355.5
7/23/87	345.9	349.4	322.1	319.9	356.4
7/24/87	346.7	351.1	320.5	319.0	356.9

## Daily DSM2 Model Output

Date	Avg Of B1-DB5	Avg Of B1-DB6	Avg Of B2-DB5	Avg Of B2-DB6	Avg Of H3-DB5
7/25/87	348.9	353.2	320.1	318.0	358.8
7/26/87	351.2	356.5	318.2	317.0	361.0
7/27/87	355.1	360.0	317.5	316.2	363.1
7/28/87	358.2	363.0	317.2	315.2	366.4
7/29/87	361.8	366.5	315.7	314.5	369.0
7/30/87	365.3	370.3	316.3	314.2	372.1
7/31/87	370.1	374.6	314.0	311.4	376.4
8/1/87	372.6	376.2	311.2	308.4	379.2
8/2/87	372.0	378.1	309.6	307.3	378.7
8/3/87	374.5	380.2	307.8	306.8	381.7
8/4/87	373.3	379.5	306.4	306.1	380.0
8/5/87	372.6	379.0	304.5	304.4	379.5
8/6/87	373.5	380.1	303.3	303.2	380.6
8/7/87	375.5	382.3	301.9	302.0	383.1
8/8/87	380.8	387.5	300.2	300.6	389.6
8/9/87	388.2	396.4	300.2	299.4	398.8
8/10/87	399.2	407.6	299.3	298.8	411.7
8/11/87	411.4	421.9	299.6	298.3	426.1
8/12/87	425.3	436.8	300.1	298.4	442.1
8/13/87	440.3	452.0	300.5	298.8	458.3
8/14/87	452.6	464.9	302.5	300.2	471.3
8/15/87	462.4	477.1	302.9	301.5	481.5
8/16/87	472.9	488.1	303.5	302.3	492.7
8/17/87	478.8	495.1	304.1	303.0	500.5
8/18/87	484.8	500.4	304.4	303.5	507.2
8/19/87	488.5	503.6	304.4	303.7	512.0
8/20/87	490.5	506.3	304.1	303.5	514.2
8/21/87	495.1	509.5	304.4	303.0	520.0
8/22/87	498.8	515.1	303.3	302.3	526.1
8/23/87	505.7	521.2	303.4	301.6	532.9
8/24/87	512.5	528.8	302.0	300.4	540.8
8/25/87	518.3	535.4	302.2	299.9	547.8
8/26/87	526.9	542.8	301.9	299.3	557.1
8/27/87	533.0	551.4	301.3	298.2	565.5
8/28/87	540.8	557.8	300.0	297.1	572.5
8/29/87	547.3	564.1	299.4	296.5	579.7
8/30/87	551.8	571.3	299.1	296.4	585.8
8/31/87	556.0	573.2	300.2	295.9	591.1
9/1/87	552.8	570.6	295.1	293.4	588.6
9/2/87	553.1	570.6	293.9	293.3	588.9
9/3/87	551.7	568.7	294.8	293.8	587.0
9/4/87	552.4	568.1	294.6	293.3	588.1
9/5/87	553.4	569.4	295.8	293.5	589.4
9/6/87	553.5	569.8	295.8	293.9	589.8
9/7/87	560.1	576.6	296.3	293.4	597.6

## Daily DSM2 Model Output

Date	Avg Of B1-DB5	Avg Of B1-DB6	Avg Of B2-DB5	Avg Of B2-DB6	Avg Of H3-DB5
9/8/87	570.2	587.6	296.0	293.6	609.3
9/9/87	581.3	600.2	297.1	294.3	621.8
9/10/87	593.9	616.3	297.3	294.2	635.6
9/11/87	610.9	632.8	297.6	294.6	653.6
9/12/87	625.1	647.5	298.4	295.8	667.8
9/13/87	635.1	660.1	299.8	297.4	677.4
9/14/87	647.0	672.4	299.8	298.3	689.7
9/15/87	658.6	685.8	300.2	298.7	700.3
9/16/87	669.7	692.8	302.3	299.7	707.7
9/17/87	669.9	690.5	303.8	301.4	704.7
9/18/87	669.3	689.2	305.5	302.8	700.8
9/19/87	669.7	690.9	306.5	303.3	702.0
9/20/87	673.7	694.9	306.2	303.2	704.9
9/21/87	677.6	697.3	307.0	303.1	708.7
9/22/87	678.3	700.2	307.0	303.0	708.9
9/23/87	681.1	705.5	306.8	302.3	711.2
9/24/87	689.5	712.1	306.2	301.7	719.4
9/25/87	693.3	716.6	305.9	301.7	723.2
9/26/87	697.3	721.8	305.8	301.6	726.8
9/27/87	701.9	729.0	305.0	301.0	730.9
9/28/87	710.4	736.3	304.6	300.5	739.2
9/29/87	717.2	742.7	303.6	300.4	745.1
9/30/87	726.3	752.9	305.2	302.7	751.3
10/1/87	738.8	760.7	309.5	307.0	745.1
10/2/87	740.8	764.3	314.6	311.5	735.0
10/3/87	748.6	771.8	317.6	314.7	722.7
10/4/87	759.8	783.3	319.6	316.5	713.9
10/5/87	765.9	791.9	320.9	317.6	713.1
10/6/87	770.9	794.9	323.5	320.3	711.5
10/7/87	774.8	801.6	325.6	322.5	710.6
10/8/87	779.1	805.4	327.6	324.6	707.3
10/9/87	780.4	808.3	329.2	326.7	705.3
10/10/87	784.9	812.8	331.7	328.6	700.9
10/11/87	786.6	815.2	333.5	330.6	698.3
10/12/87	787.2	813.5	335.3	332.6	695.6
10/13/87	783.8	808.6	337.5	334.9	693.7
10/14/87	775.4	800.0	338.7	336.0	690.4
10/15/87	764.5	785.4	337.9	335.0	688.2
10/16/87	750.2	769.4	337.1	334.1	696.7
10/17/87	741.1	755.7	335.4	332.0	698.5
10/18/87	727.7	742.1	334.1	330.5	697.5
10/19/87	715.8	729.7	334.2	330.4	689.3
10/20/87	702.8	719.7	336.5	331.5	676.3
10/21/87	696.0	711.5	337.3	332.5	661.2
10/22/87	685.8	704.6	338.2	333.3	645.8



## Daily DSM2 Model Output

Date	Avg Of B1-DB5	Avg Of B1-DB6	Avg Of B2-DB5	Avg Of B2-DB6	Avg Of H3-DB5
10/23/87	681.3	698.7	340.6	335.7	632.3
10/24/87	674.1	694.6	342.8	338.4	620.2
10/25/87	675.7	693.0	343.8	339.1	606.2
10/26/87	674.4	692.9	345.0	339.5	593.5
10/27/87	673.4	691.4	346.7	342.1	584.8
10/28/87	672.8	689.3	349.8	346.3	577.2
10/29/87	672.9	690.4	353.0	349.7	569.1
10/30/87	677.0	695.0	355.4	351.7	559.4
10/31/87	684.7	700.4	358.5	354.1	553.0
11/1/87	683.5	704.4	361.9	357.7	538.8
11/2/87	693.0	713.6	364.4	359.3	525.8
11/3/87	704.0	726.4	366.1	360.0	517.2
11/4/87	716.6	739.7	366.3	360.1	514.4
11/5/87	722.1	747.3	368.0	362.4	507.0
11/6/87	728.5	754.2	370.8	365.2	502.7
11/7/87	734.9	765.1	372.5	367.0	496.6
11/8/87	745.0	773.8	374.4	369.0	492.0
11/9/87	752.3	782.7	376.6	370.9	492.5
11/10/87	760.4	792.3	378.1	372.9	489.7
11/11/87	769.7	799.0	379.2	374.4	487.9
11/12/87	779.4	807.5	379.7	374.6	490.4
11/13/87	783.7	804.9	380.8	376.4	491.7
11/14/87	777.8	804.9	381.5	377.1	490.3
11/15/87	785.8	811.3	382.0	376.2	490.3
11/16/87	786.1	814.4	379.8	373.3	488.0
11/17/87	779.9	808.4	379.2	373.8	492.1
11/18/87	778.4	806.1	381.4	375.3	490.2
11/19/87	778.7	805.7	381.8	375.6	490.3
11/20/87	771.4	796.8	382.9	377.6	490.1
11/21/87	764.5	790.0	384.1	379.1	488.3
11/22/87	759.4	784.9	385.3	381.0	487.2
11/23/87	756.6	779.5	387.7	383.5	486.7
11/24/87	755.7	776.3	390.1	386.4	487.5
11/25/87	753.7	777.3	392.2	388.6	489.5
11/26/87	761.6	782.3	393.8	390.2	493.9
11/27/87	769.6	791.3	393.9	389.9	500.2
11/28/87	777.1	797.8	394.1	389.4	508.4
11/29/87	783.4	806.6	393.0	388.6	515.1
11/30/87	788.9	816.4	392.2	386.3	521.8
12/1/87	802.2	834.0	384.6	375.6	533.9
12/2/87	823.1	854.1	375.0	365.2	548.3
12/3/87	845.6	873.8	368.4	360.0	564.3
12/4/87	857.5	884.5	366.8	359.2	576.6
12/5/87	876.0	901.7	363.6	357.8	593.0
12/6/87	875.9	897.1	367.3	362.7	598.3

## Daily DSM2 Model Output

Date	Avg Of B1-DB5	Avg Of B1-DB6	Avg Of B2-DB5	Avg Of B2-DB6	Avg Of H3-DB5
12/7/87	879.7	909.0	370.2	364.7	610.5
12/8/87	897.1	930.1	370.8	365.5	629.6
12/9/87	901.5	936.9	374.6	370.1	639.6
12/10/87	908.5	945.0	378.5	374.3	652.1
12/11/87	922.9	958.9	380.6	376.7	667.2
12/12/87	928.0	956.9	382.6	379.3	673.6
12/13/87	921.5	957.3	383.5	378.9	674.8
12/14/87	908.1	937.4	380.9	375.7	670.1
12/15/87	885.4	907.6	371.9	365.9	661.7
12/16/87	850.5	869.4	367.2	362.0	640.2
12/17/87	827.4	844.9	362.9	358.3	627.2
12/18/87	809.9	820.4	356.8	353.3	618.2
12/19/87	792.7	803.4	353.6	350.4	609.9
12/20/87	781.3	789.2	351.8	348.5	604.2
12/21/87	765.8	772.8	348.2	345.2	595.4
12/22/87	752.8	761.6	347.3	344.8	589.0
12/23/87	737.3	743.1	346.4	342.9	578.9
12/24/87	720.2	722.1	342.4	338.1	569.1
12/25/87	697.1	703.2	337.3	334.7	556.0
12/26/87	683.0	685.9	336.4	332.1	547.7
12/27/87	659.4	663.0	331.3	327.4	533.4
12/28/87	642.0	643.5	329.3	324.3	522.2
12/29/87	627.2	627.0	326.9	320.7	513.0
12/30/87	616.2	613.1	323.7	318.0	505.8
12/31/87	602.0	597.9	327.1	322.1	497.8
1/1/88	591.5	590.8	339.0	335.6	491.2
1/2/88	584.6	581.8	351.6	347.3	486.0
1/3/88	575.8	572.2	366.0	359.9	480.1
1/4/88	570.8	568.2	387.8	378.1	476.7
1/5/88	572.4	568.8	423.4	407.0	480.3
1/6/88	566.2	562.3	462.2	439.8	483.2
1/7/88	562.0	556.9	509.6	480.6	485.5
1/8/88	559.5	555.5	569.1	536.0	489.2
1/9/88	552.9	548.1	615.3	580.1	487.7
1/10/88	542.1	537.4	646.6	611.2	482.1
1/11/88	540.3	534.9	684.7	650.6	483.1
1/12/88	529.8	522.5	700.3	669.9	480.3
1/13/88	516.4	506.8	701.6	674.4	474.4
1/14/88	502.2	491.6	694.9	667.0	464.9
1/15/88	486.8	478.9	678.8	651.7	454.0
1/16/88	478.2	471.2	672.8	645.1	449.7
1/17/88	490.2	485.4	710.6	687.6	462.3
1/18/88	501.8	495.5	736.9	715.0	476.8
1/19/88	500.5	493.5	751.7	730.6	483.4
1/20/88	491.8	483.8	762.5	742.9	485.1

## Daily DSM2 Model Output

Date	Avg Of B1-DB5	Avg Of B1-DB6	Avg Of B2-DB5	Avg Of B2-DB6	Avg Of H3-DB5
1/21/88	482.5	472.8	773.8	756.5	481.8
1/22/88	476.3	465.7	788.0	770.8	476.1
1/23/88	465.4	456.8	795.0	779.1	464.7
1/24/88	463.3	453.3	805.3	789.4	461.6
1/25/88	454.1	441.6	807.6	791.5	454.6
1/26/88	442.7	426.7	807.2	790.8	444.7
1/27/88	433.6	418.3	805.2	789.8	436.7
1/28/88	430.4	414.7	806.4	791.1	434.1
1/29/88	435.2	421.3	816.5	803.0	439.5
1/30/88	434.3	419.3	820.3	807.3	439.3
1/31/88	430.1	417.4	822.1	808.3	436.7
2/1/88	433.0	424.0	823.6	811.9	442.1
2/2/88	442.0	434.9	829.6	818.8	451.6
2/3/88	450.6	442.4	832.8	823.9	460.9
2/4/88	454.5	445.2	836.5	828.4	463.9
2/5/88	455.8	445.7	841.2	832.9	463.7
2/6/88	452.2	440.3	843.3	835.6	459.4
2/7/88	446.9	435.4	845.2	838.0	453.9
2/8/88	443.2	433.9	848.5	841.4	450.9
2/9/88	439.5	429.3	848.7	842.2	448.6
2/10/88	427.9	413.7	847.4	839.2	438.8
2/11/88	413.6	399.4	844.9	833.6	426.2
2/12/88	410.3	397.7	844.7	832.3	425.1
2/13/88	414.6	404.2	845.7	834.1	431.4
2/14/88	420.0	409.1	847.1	835.4	437.9
2/15/88	423.5	414.6	852.3	840.5	442.3
2/16/88	430.5	422.0	861.5	849.5	449.1
2/17/88	434.9	427.3	871.2	859.1	454.8
2/18/88	437.6	429.1	879.9	867.8	458.3
2/19/88	437.2	428.0	887.2	875.6	458.7
2/20/88	435.3	425.8	894.4	881.8	457.0
2/21/88	431.9	422.0	897.3	885.6	455.2
2/22/88	425.3	415.7	900.8	888.1	450.0
2/23/88	422.1	411.6	904.8	891.8	447.9
2/24/88	416.8	405.1	906.3	893.0	445.2
2/25/88	410.8	396.3	904.4	891.0	439.6
2/26/88	408.5	397.0	908.1	894.9	439.7
2/27/88	409.5	399.1	911.0	897.7	443.7
2/28/88	411.3	400.4	912.3	899.6	446.9
2/29/88	414.4	405.6	894.7	877.4	451.0
3/1/88	423.2	417.2	857.9	843.4	458.5
3/2/88	431.7	425.1	828.6	813.5	469.7
3/3/88	438.4	432.3	801.7	787.9	478.6
3/4/88	443.4	437.4	775.7	762.4	486.4
3/5/88	447.2	440.2	750.0	735.9	493.6

## Daily DSM2 Model Output

Date	Avg Of B1-DB5	Avg Of B1-DB6	Avg Of B2-DB5	Avg Of B2-DB6	Avg Of H3-DB5
3/6/88	448.2	440.6	722.6	709.5	497.8
3/7/88	447.2	439.7	697.6	685.3	498.8
3/8/88	448.4	441.8	680.9	671.4	500.5
3/9/88	448.9	441.5	667.1	655.1	502.5
3/10/88	444.4	435.2	645.7	631.7	501.0
3/11/88	441.7	431.2	631.5	617.7	499.5
3/12/88	439.4	430.5	623.2	611.2	497.9
3/13/88	437.4	428.6	617.1	606.2	496.7
3/14/88	434.5	425.8	612.6	601.3	495.1
3/15/88	437.8	430.9	616.6	607.8	497.1
3/16/88	444.2	438.0	624.8	616.9	503.3
3/17/88	448.5	442.7	630.5	622.4	508.8
3/18/88	449.3	443.1	629.7	620.4	512.7
3/19/88	448.0	441.5	624.6	614.2	513.5
3/20/88	447.8	441.1	620.9	610.0	514.2
3/21/88	449.7	443.5	619.0	609.4	516.2
3/22/88	452.2	446.3	618.6	609.6	518.9
3/23/88	455.6	449.6	620.7	610.4	523.1
3/24/88	456.9	450.0	619.0	606.1	526.3
3/25/88	453.5	445.0	611.5	596.8	525.9
3/26/88	453.7	446.1	609.2	598.4	525.8
3/27/88	456.3	449.0	612.3	601.5	527.8
3/28/88	455.2	447.5	610.7	598.3	528.2
3/29/88	454.2	447.0	607.5	596.0	527.0
3/30/88	454.1	446.9	606.8	594.9	527.2
3/31/88	452.7	445.2	606.2	592.8	526.9
4/1/88	452.5	445.6	606.1	594.9	527.2
4/2/88	452.4	445.8	607.5	597.5	528.0
4/3/88	452.7	446.3	610.7	599.6	529.2
4/4/88	455.7	449.4	613.9	603.9	531.8
4/5/88	454.7	447.6	612.7	601.0	531.6
4/6/88	453.2	446.0	609.5	598.1	529.6
4/7/88	455.0	446.8	611.4	598.3	530.8
4/8/88	452.0	442.3	609.2	594.7	529.1
4/9/88	448.7	439.7	606.9	594.6	527.0
4/10/88	445.4	437.0	606.2	594.9	524.3
4/11/88	443.7	435.3	606.0	595.7	522.6
4/12/88	443.9	436.7	608.3	599.1	522.8
4/13/88	443.9	436.3	610.3	600.4	524.0
4/14/88	443.9	437.4	610.7	601.6	524.3
4/15/88	446.2	440.2	613.3	604.4	526.9
4/16/88	449.7	444.0	616.4	607.3	531.1
4/17/88	452.4	445.8	618.0	606.9	534.8
4/18/88	448.0	439.1	609.0	594.3	531.1
4/19/88	442.1	433.1	598.8	584.8	524.5

## Daily DSM2 Model Output

Date	Avg Of B1-DB5	Avg Of B1-DB6	Avg Of B2-DB5	Avg Of B2-DB6	Avg Of H3-DB5
4/20/88	444.0	436.7	597.7	586.7	524.8
4/21/88	447.5	440.6	601.0	590.3	528.6
4/22/88	451.2	444.9	604.5	595.3	532.8
4/23/88	456.9	451.1	609.2	601.7	538.3
4/24/88	459.4	453.3	611.8	603.0	541.8
4/25/88	457.3	450.0	606.8	596.5	539.8
4/26/88	452.0	443.7	597.9	585.7	532.6
4/27/88	448.6	440.7	589.5	578.1	526.3
4/28/88	450.0	442.8	586.8	576.5	525.5
4/29/88	453.4	447.0	586.6	577.2	527.4
4/30/88	456.5	451.3	586.8	578.6	529.2
5/1/88	453.5	446.4	580.9	570.8	524.9
5/2/88	445.0	435.2	567.9	554.7	513.8
5/3/88	434.7	425.4	552.3	540.0	500.4
5/4/88	426.6	417.5	539.9	528.8	489.6
5/5/88	426.2	417.9	538.0	527.2	488.2
5/6/88	424.7	416.1	534.9	523.7	486.3
5/7/88	427.4	420.7	536.1	528.0	488.5
5/8/88	429.0	423.0	536.7	529.9	490.1
5/9/88	430.6	424.4	537.4	530.3	491.9
5/10/88	429.2	422.6	534.7	526.7	490.6
5/11/88	426.1	419.2	529.6	521.0	487.0
5/12/88	423.1	416.6	524.5	516.3	483.3
5/13/88	419.0	412.3	518.5	509.8	478.3
5/14/88	411.6	404.2	507.8	498.4	469.2
5/15/88	408.0	401.3	502.1	493.3	464.0
5/16/88	407.6	400.9	500.1	491.5	462.5
5/17/88	407.8	401.5	499.1	491.1	461.9
5/18/88	407.2	401.0	497.3	489.2	460.6
5/19/88	407.1	400.6	496.1	487.5	460.0
5/20/88	407.7	401.5	495.7	487.8	460.1
5/21/88	409.7	404.8	496.7	490.9	461.7
5/22/88	411.9	406.5	498.6	492.5	463.9
5/23/88	410.7	404.7	497.2	489.9	462.8
5/24/88	408.1	402.0	492.7	485.5	459.3
5/25/88	404.6	398.2	488.1	479.9	455.4
5/26/88	399.6	393.2	482.1	473.5	449.6
5/27/88	393.6	387.1	474.7	466.0	442.6
5/28/88	389.3	383.0	469.6	460.8	437.4
5/29/88	388.1	382.9	468.1	460.7	435.7
5/30/88	387.3	381.7	467.5	459.7	434.7
5/31/88	387.3	382.3	466.3	459.9	435.0
6/1/88	390.0	384.1	466.5	459.4	437.4
6/2/88	391.6	385.8	467.3	460.5	438.1
6/3/88	393.6	387.2	469.6	462.6	439.5

## Daily DSM2 Model Output

Date	Avg Of B1-DB5	Avg Of B1-DB6	Avg Of B2-DB5	Avg Of B2-DB6	Avg Of H3-DB5
6/4/88	395.3	389.1	471.2	465.0	440.0
6/5/88	395.9	388.8	472.4	464.8	439.7
6/6/88	396.1	389.6	471.8	465.1	438.0
6/7/88	395.8	389.5	471.9	465.1	437.1
6/8/88	391.7	384.8	469.0	460.8	433.2
6/9/88	386.4	380.7	463.8	456.9	428.3
6/10/88	383.5	378.2	461.7	454.4	426.8
6/11/88	382.0	376.9	459.7	452.8	425.5
6/12/88	380.6	374.7	457.3	449.5	425.1
6/13/88	379.3	373.9	454.9	447.1	424.2
6/14/88	378.7	373.8	452.3	445.9	423.2
6/15/88	378.7	373.7	452.6	444.7	424.6
6/16/88	380.8	375.2	453.0	445.8	425.1
6/17/88	383.0	378.1	453.9	448.1	427.1
6/18/88	385.8	380.1	455.5	449.0	428.6
6/19/88	387.0	380.8	455.2	447.8	428.2
6/20/88	386.8	380.9	453.7	446.4	427.2
6/21/88	385.2	379.3	450.5	442.8	424.3
6/22/88	382.6	376.6	446.1	438.3	420.6
6/23/88	379.1	372.8	441.5	433.4	416.5
6/24/88	374.5	369.0	435.3	428.3	411.5
6/25/88	374.3	369.4	434.3	428.0	411.8
6/26/88	374.2	368.4	433.7	426.1	411.6
6/27/88	372.5	367.5	430.4	423.6	410.2
6/28/88	372.0	367.8	428.8	423.1	410.1
6/29/88	369.2	364.4	424.5	417.9	406.5
6/30/88	367.1	361.9	421.5	414.2	398.8
7/1/88	362.6	357.7	415.2	408.3	387.2
7/2/88	359.8	353.8	411.0	403.2	381.7
7/3/88	356.3	350.8	406.5	399.2	377.2
7/4/88	353.9	347.7	403.7	395.6	375.1
7/5/88	348.8	343.5	396.2	389.0	369.6
7/6/88	344.9	339.1	389.0	380.9	364.7
7/7/88	343.3	337.8	384.5	376.8	361.7
7/8/88	342.1	336.6	382.1	373.7	359.6
7/9/88	340.3	335.8	378.4	371.5	356.6
7/10/88	340.6	336.9	377.6	371.6	356.2
7/11/88	341.8	339.0	378.3	373.1	357.0
7/12/88	342.0	340.1	376.8	373.0	356.6
7/13/88	344.4	342.2	378.0	373.9	358.6
7/14/88	346.3	344.9	378.9	375.7	360.0
7/15/88	349.0	347.6	380.5	377.3	362.1
7/16/88	351.1	350.9	381.0	379.1	363.2
7/17/88	355.1	355.3	383.5	381.7	366.3
7/18/88	360.3	360.9	386.7	385.4	370.1

## Daily DSM2 Model Output

Date	Avg Of B1-DB5	Avg Of B1-DB6	Avg Of B2-DB5	Avg Of B2-DB6	Avg Of H3-DB5
7/19/88	365.9	366.8	390.6	389.9	374.9
7/20/88	371.5	373.1	395.2	394.9	379.9
7/21/88	377.9	379.9	400.2	400.3	385.7
7/22/88	383.7	387.4	404.5	406.2	391.0
7/23/88	389.2	393.4	408.6	411.3	396.3
7/24/88	392.6	397.5	411.6	414.7	399.8
7/25/88	396.0	401.0	414.0	417.5	402.9
7/26/88	398.4	402.8	415.7	418.9	405.3
7/27/88	398.9	403.2	416.3	419.0	406.3
7/28/88	400.5	404.3	416.7	419.8	406.8
7/29/88	401.6	406.2	417.6	421.4	407.7
7/30/88	404.7	408.8	420.6	423.8	410.5
7/31/88	408.8	415.2	425.1	429.9	414.1
8/1/88	422.3	431.3	437.1	443.8	427.4
8/2/88	436.9	447.0	450.0	458.7	440.8
8/3/88	449.9	462.2	464.3	473.5	454.5
8/4/88	461.0	475.0	475.6	486.3	465.5
8/5/88	468.3	484.0	481.9	494.6	472.3
8/6/88	474.5	489.1	487.0	498.9	478.0
8/7/88	477.7	491.4	489.2	500.7	481.1
8/8/88	478.5	493.1	489.0	500.8	482.2
8/9/88	481.0	495.5	490.2	501.4	485.1
8/10/88	483.2	497.8	490.6	502.2	486.0
8/11/88	486.7	501.4	492.9	503.8	490.7
8/12/88	491.3	506.4	494.8	507.2	494.7
8/13/88	497.8	513.5	501.3	512.2	501.8
8/14/88	505.9	522.1	507.1	518.6	509.3
8/15/88	515.6	531.9	513.1	526.5	518.2
8/16/88	521.6	539.0	521.5	533.4	525.2
8/17/88	527.1	545.9	526.3	539.8	531.2
8/18/88	533.3	553.7	531.0	546.0	536.3
8/19/88	537.9	557.0	533.9	549.5	540.0
8/20/88	541.4	557.8	536.4	549.5	543.4
8/21/88	541.6	557.9	533.7	548.2	542.2
8/22/88	541.8	557.8	533.0	546.8	542.9
8/23/88	543.6	559.5	533.4	546.2	544.9
8/24/88	545.5	563.6	533.3	546.7	547.3
8/25/88	553.8	571.4	538.5	551.2	555.7
8/26/88	564.5	584.2	545.1	559.3	565.9
8/27/88	579.1	599.3	555.9	570.0	581.1
8/28/88	598.4	620.9	568.3	586.0	598.9
8/29/88	623.2	649.3	588.9	608.1	623.8
8/30/88	647.7	672.9	608.9	630.9	647.0
8/31/88	664.9	689.6	623.6	642.6	663.8
9/1/88	674.9	704.0	631.3	647.7	671.5

## Daily DSM2 Model Output

Date	Avg Of B1-DB5	Avg Of B1-DB6	Avg Of B2-DB5	Avg Of B2-DB6	Avg Of H3-DB5
9/2/88	686.5	715.7	632.9	649.7	683.1
9/3/88	701.0	735.4	634.9	654.9	698.4
9/4/88	721.9	756.3	644.7	665.8	719.8
9/5/88	735.2	766.3	653.7	672.2	732.9
9/6/88	745.4	774.3	657.7	677.1	743.2
9/7/88	755.8	788.9	665.2	685.2	753.2
9/8/88	767.3	797.5	670.9	689.5	764.2
9/9/88	777.3	809.7	675.2	694.8	773.7
9/10/88	795.9	832.2	686.0	707.2	791.6
9/11/88	815.1	851.7	698.8	722.0	810.2
9/12/88	829.4	864.4	708.5	732.2	824.1
9/13/88	842.2	882.6	722.0	746.2	836.6
9/14/88	854.5	896.1	733.0	758.4	848.6
9/15/88	866.4	910.5	746.4	770.4	858.7
9/16/88	880.9	924.4	753.7	781.5	872.9
9/17/88	891.2	931.4	762.1	787.6	880.2
9/18/88	895.7	930.0	765.3	786.9	884.3
9/19/88	894.7	929.4	765.6	785.8	883.9
9/20/88	888.1	921.2	768.1	783.9	878.4
9/21/88	876.4	903.8	760.7	774.8	866.0
9/22/88	867.6	896.6	751.1	767.9	859.1
9/23/88	867.1	896.9	747.6	763.2	858.6
9/24/88	867.6	895.9	742.0	757.1	857.7
9/25/88	870.8	898.7	737.7	751.6	861.6
9/26/88	873.8	906.1	732.8	749.5	863.9
9/27/88	884.6	919.3	735.7	751.7	874.0
9/28/88	900.6	937.3	739.5	757.7	890.6
9/29/88	913.0	950.6	744.4	762.8	903.6
9/30/88	922.0	962.3	747.4	759.7	908.2
10/1/88	935.6	969.6	743.0	752.5	903.0
10/2/88	942.8	975.0	736.8	745.3	891.3
10/3/88	944.3	975.9	730.5	740.3	881.3
10/4/88	945.2	976.4	729.0	736.3	878.7
10/5/88	951.8	980.6	725.3	733.2	873.7
10/6/88	954.4	986.0	722.6	731.4	870.4
10/7/88	957.8	987.6	720.6	729.6	868.7
10/8/88	960.0	993.1	719.4	728.7	867.2
10/9/88	962.9	997.7	720.6	729.8	870.3
10/10/88	962.8	996.2	720.5	730.3	871.1
10/11/88	961.8	994.2	719.8	730.9	871.2
10/12/88	954.3	987.8	720.1	731.8	872.9
10/13/88	943.7	975.7	720.3	729.6	874.0
10/14/88	928.9	964.0	717.8	726.7	869.5
10/15/88	921.7	955.0	713.1	724.3	864.0
10/16/88	913.0	942.7	710.6	721.6	862.8



## Daily DSM2 Model Output

Date	Avg Of B1-DB5	Avg Of B1-DB6	Avg Of B2-DB5	Avg Of B2-DB6	Avg Of H3-DB5
10/17/88	903.3	927.1	707.3	715.0	858.8
10/18/88	887.5	912.6	701.9	707.9	848.9
10/19/88	883.1	901.0	694.2	699.8	837.1
10/20/88	871.5	891.2	686.4	691.8	825.0
10/21/88	864.0	884.4	677.2	683.0	809.9
10/22/88	858.8	881.2	667.5	673.1	795.7
10/23/88	858.5	881.7	659.5	663.9	782.5
10/24/88	860.1	885.8	651.9	655.5	771.3
10/25/88	866.6	893.3	644.3	648.5	760.4
10/26/88	873.8	905.9	636.6	642.0	749.9
10/27/88	890.8	917.5	631.2	636.7	743.2
10/28/88	897.0	928.7	628.0	633.3	737.4
10/29/88	910.1	946.5	626.0	629.7	733.6
10/30/88	933.0	966.4	621.8	625.2	728.3
10/31/88	943.7	974.1	620.6	622.6	727.4
11/1/88	952.8	999.6	617.5	622.5	747.3
11/2/88	994.5	1049.1	620.2	625.1	766.6
11/3/88	1017.1	1065.2	623.2	629.3	768.9
11/4/88	1038.8	1097.6	625.8	632.8	774.0
11/5/88	1062.1	1119.6	628.6	637.7	779.1
11/6/88	1080.4	1143.5	633.3	641.1	784.6
11/7/88	1097.4	1162.1	636.5	644.0	791.4
11/8/88	1111.6	1173.8	637.5	645.8	794.7
11/9/88	1124.4	1177.4	637.4	646.4	802.2
11/10/88	1119.3	1171.5	635.8	645.0	809.2
11/11/88	1120.5	1166.0	634.8	642.0	820.0
11/12/88	1130.8	1174.4	630.8	639.0	843.6
11/13/88	1130.0	1173.6	628.8	634.9	861.8
11/14/88	1109.5	1158.3	627.5	631.1	875.8
11/15/88	1117.7	1177.4	623.1	625.5	903.0
11/16/88	1145.8	1197.9	618.0	620.9	938.0
11/17/88	1158.5	1205.1	616.5	620.3	966.2
11/18/88	1160.2	1218.7	616.6	619.9	990.9
11/19/88	1179.2	1242.4	614.6	620.2	1022.1
11/20/88	1190.0	1256.9	614.2	620.5	1044.3
11/21/88	1210.4	1278.5	615.1	620.7	1083.0
11/22/88	1225.3	1285.2	613.5	619.9	1117.0
11/23/88	1213.7	1272.3	613.6	617.9	1130.3
11/24/88	1219.6	1279.6	608.9	613.4	1155.0
11/25/88	1225.3	1284.9	607.5	611.6	1185.4
11/26/88	1222.6	1289.6	607.6	609.6	1226.1
11/27/88	1249.3	1324.2	604.2	607.1	1307.5
11/28/88	1285.5	1355.4	602.8	605.1	1371.8
11/29/88	1312.2	1378.3	601.5	605.0	1429.6
11/30/88	1334.6	1401.9	603.0	604.3	1468.3

## Daily DSM2 Model Output

Date	Avg Of B1-DB5	Avg Of B1-DB6	Avg Of B2-DB5	Avg Of B2-DB6	Avg Of H3-DB5
12/1/88	1349.7	1415.1	606.6	606.9	1467.0
12/2/88	1346.5	1403.9	609.2	609.1	1462.6
12/3/88	1336.7	1399.1	611.7	611.2	1459.7
12/4/88	1325.9	1391.5	613.0	611.9	1463.1
12/5/88	1318.6	1371.7	613.9	612.6	1459.4
12/6/88	1310.0	1345.8	614.0	612.6	1461.0
12/7/88	1282.4	1312.9	613.7	612.5	1455.8
12/8/88	1247.5	1272.7	613.4	611.6	1430.9
12/9/88	1212.7	1231.6	614.0	612.1	1383.3
12/10/88	1175.2	1200.1	617.2	614.5	1342.7
12/11/88	1151.9	1177.8	620.8	617.3	1310.5
12/12/88	1136.4	1162.8	623.1	619.2	1285.8
12/13/88	1125.4	1153.2	625.3	620.5	1263.3
12/14/88	1116.9	1144.8	631.2	625.7	1249.8
12/15/88	1111.9	1140.1	630.3	625.0	1234.6
12/16/88	1102.7	1133.4	631.4	625.9	1222.6
12/17/88	1095.5	1126.7	630.5	624.6	1206.5
12/18/88	1091.0	1121.4	623.4	617.8	1189.9
12/19/88	1089.7	1117.9	620.1	614.2	1180.9
12/20/88	1090.4	1116.4	620.7	613.9	1167.2
12/21/88	1093.1	1117.1	616.9	610.5	1160.2
12/22/88	1088.3	1117.7	621.6	615.4	1148.5
12/23/88	1102.1	1135.4	613.7	605.8	1139.8
12/24/88	1115.1	1142.7	619.6	612.4	1137.6
12/25/88	1105.0	1141.6	629.3	622.3	1121.1
12/26/88	1122.7	1164.9	635.2	627.4	1115.7
12/27/88	1147.9	1188.3	639.5	631.2	1118.9
12/28/88	1164.5	1204.8	643.7	635.6	1126.0
12/29/88	1179.6	1228.5	640.9	632.7	1127.3
12/30/88	1187.4	1230.1	634.7	626.6	1126.8
12/31/88	1182.8	1227.8	636.4	627.3	1124.3
1/1/89	1181.3	1220.1	633.0	624.8	1114.3
1/2/89	1173.6	1203.0	630.7	621.0	1092.1
1/3/89	1157.6	1185.6	621.6	611.9	1062.4
1/4/89	1139.1	1164.8	618.1	607.1	1035.1
1/5/89	1123.9	1143.7	628.5	619.3	1020.7
1/6/89	1106.0	1125.5	630.5	621.4	996.1
1/7/89	1097.8	1114.6	637.0	628.7	984.3
1/8/89	1084.1	1103.7	640.9	633.1	966.3
1/9/89	1076.5	1095.6	643.8	635.5	952.6
1/10/89	1070.0	1087.5	651.6	643.6	943.5
1/11/89	1059.9	1076.2	657.4	649.1	931.1
1/12/89	1044.7	1064.6	654.9	645.9	909.4
1/13/89	1034.1	1048.8	655.6	647.3	901.4
1/14/89	1011.5	1029.4	656.2	647.8	877.7

## Daily DSM2 Model Output

Date	Avg Of B1-DB5	Avg Of B1-DB6	Avg Of B2-DB5	Avg Of B2-DB6	Avg Of H3-DB5
1/15/89	992.2	1000.3	652.7	643.5	857.2
1/16/89	968.3	974.3	648.3	638.4	831.8
1/17/89	939.8	947.1	642.2	630.9	803.4
1/18/89	918.1	919.5	637.8	626.3	785.1
1/19/89	894.2	894.2	635.9	625.5	766.1
1/20/89	873.5	875.1	638.4	628.4	748.8
1/21/89	859.1	858.9	641.2	630.5	737.5
1/22/89	845.6	848.3	642.5	633.3	725.3
1/23/89	841.9	845.8	655.0	646.0	723.9
1/24/89	836.5	837.6	661.3	652.7	719.5
1/25/89	827.8	832.2	664.4	655.8	710.6
1/26/89	824.3	829.2	667.8	659.0	706.7
1/27/89	821.1	825.8	672.4	663.9	704.6
1/28/89	817.5	813.7	670.5	661.1	701.4
1/29/89	804.6	797.7	666.7	657.7	689.0
1/30/89	775.6	783.7	658.0	647.0	660.1
1/31/89	761.7	768.3	647.1	635.0	648.7
2/1/89	767.7	768.3	643.6	631.8	655.3
2/2/89	765.1	763.9	637.4	624.7	655.8
2/3/89	761.0	760.6	630.5	619.4	653.7
2/4/89	766.4	763.7	633.9	623.8	658.4
2/5/89	772.5	769.4	637.7	628.7	663.9
2/6/89	772.5	768.3	637.3	628.2	664.1
2/7/89	765.7	762.3	633.3	625.5	659.5
2/8/89	761.0	756.2	631.5	622.7	655.6
2/9/89	760.7	757.8	632.6	625.4	656.3
2/10/89	764.9	762.0	636.0	628.3	659.9
2/11/89	759.8	757.2	631.3	623.9	656.8
2/12/89	753.9	752.8	627.0	619.6	653.6
2/13/89	746.1	746.0	620.8	612.3	648.2
2/14/89	745.3	744.0	620.6	611.9	648.5
2/15/89	746.8	744.0	623.2	613.6	650.4
2/16/89	745.1	742.2	622.8	613.9	650.5
2/17/89	739.5	736.2	619.0	610.1	646.3
2/18/89	735.8	732.1	619.0	610.5	644.5
2/19/89	742.4	737.7	627.2	619.5	650.0
2/20/89	745.5	740.5	631.7	625.2	654.0
2/21/89	743.6	737.9	635.1	627.4	653.4
2/22/89	740.4	734.8	637.2	629.5	652.9
2/23/89	734.4	727.7	635.4	628.2	648.7
2/24/89	729.8	723.0	636.0	628.1	646.0
2/25/89	723.7	718.1	636.4	628.0	641.9
2/26/89	719.1	712.9	634.6	627.3	639.5
2/27/89	705.7	699.4	630.8	621.4	630.4
2/28/89	693.2	685.7	621.4	611.0	619.4

## Daily DSM2 Model Output

Date	Avg Of B1-DB5	Avg Of B1-DB6	Avg Of B2-DB5	Avg Of B2-DB6	Avg Of H3-DB5
3/1/89	664.9	659.0	579.9	564.8	593.8
3/2/89	673.8	668.8	579.3	570.2	603.0
3/3/89	680.6	673.4	589.4	579.1	615.8
3/4/89	682.6	675.5	597.3	588.9	625.4
3/5/89	680.2	671.8	602.9	593.6	631.5
3/6/89	674.3	665.3	603.7	593.0	632.3
3/7/89	666.3	657.5	603.2	593.1	631.5
3/8/89	659.5	650.2	606.2	597.6	633.9
3/9/89	655.4	647.3	612.2	602.6	637.4
3/10/89	651.9	644.2	610.8	599.0	632.0
3/11/89	653.8	646.5	608.7	597.2	626.7
3/12/89	650.9	642.4	605.2	590.4	618.7
3/13/89	651.5	643.8	605.7	590.3	615.6
3/14/89	645.3	635.7	601.8	585.8	606.4
3/15/89	633.4	621.5	595.0	576.0	594.0
3/16/89	632.2	621.9	596.2	582.2	591.6
3/17/89	632.5	621.6	603.0	590.4	596.7
3/18/89	636.1	627.2	611.6	604.2	605.7
3/19/89	641.8	632.1	624.2	617.5	618.1
3/20/89	645.7	636.6	635.3	629.2	629.4
3/21/89	645.5	635.8	644.7	638.8	638.7
3/22/89	640.8	630.3	652.2	644.7	645.7
3/23/89	633.3	620.9	656.5	646.1	650.4
3/24/89	630.8	619.4	658.6	649.8	654.6
3/25/89	631.0	620.8	663.1	654.9	660.6
3/26/89	630.5	620.2	667.9	659.3	666.2
3/27/89	633.3	623.9	672.8	665.1	673.0
3/28/89	634.6	624.6	678.3	670.5	679.9
3/29/89	636.6	625.5	683.9	676.7	686.8
3/30/89	636.5	624.3	689.4	681.9	692.3
3/31/89	622.1	607.4	691.3	682.1	690.8
4/1/89	576.5	556.1	687.0	674.8	681.6
4/2/89	534.3	515.9	679.4	667.5	666.4
4/3/89	510.7	492.1	675.3	663.1	650.5
4/4/89	486.6	466.2	666.1	652.2	629.7
4/5/89	466.6	446.2	655.3	640.1	609.3
4/6/89	446.1	425.8	644.2	628.3	591.6
4/7/89	425.0	408.1	632.0	614.1	572.8
4/8/89	410.5	395.6	620.4	603.9	558.5
4/9/89	404.4	388.9	616.8	603.4	554.3
4/10/89	394.9	377.8	617.5	603.4	553.2
4/11/89	380.8	361.8	615.9	600.0	546.4
4/12/89	374.5	356.5	615.1	600.8	539.4
4/13/89	373.8	357.8	617.4	605.0	537.1
4/14/89	366.9	351.2	616.3	605.1	533.8

## Daily DSM2 Model Output

Date	Avg Of B1-DB5	Avg Of B1-DB6	Avg Of B2-DB5	Avg Of B2-DB6	Avg Of H3-DB5
4/15/89	358.4	342.5	610.6	596.2	523.6
4/16/89	354.7	339.3	603.3	588.6	516.5
4/17/89	351.2	335.2	599.6	584.6	515.1
4/18/89	341.7	326.0	592.4	576.1	510.5
4/19/89	335.6	319.3	582.5	566.1	503.5
4/20/89	327.5	312.5	571.4	553.9	493.1
4/21/89	322.3	310.2	561.8	545.8	485.0
4/22/89	317.3	304.3	549.9	534.0	475.2
4/23/89	309.8	300.0	540.9	524.6	466.6
4/24/89	304.2	295.7	531.4	516.2	457.5
4/25/89	305.8	297.1	530.7	517.4	457.4
4/26/89	304.7	295.6	533.4	520.9	460.0
4/27/89	300.9	289.3	531.6	519.6	457.6
4/28/89	298.8	288.2	529.8	517.6	450.7
4/29/89	297.7	289.0	526.3	514.4	445.4
4/30/89	298.2	289.5	520.8	510.0	441.2
5/1/89	302.0	292.4	511.4	498.0	433.0
5/2/89	301.9	293.2	499.0	485.4	425.6
5/3/89	300.1	290.9	486.7	473.4	419.3
5/4/89	295.5	287.5	474.0	461.8	411.1
5/5/89	293.2	284.9	465.8	453.2	405.6
5/6/89	290.8	284.1	459.4	448.5	400.9
5/7/89	289.1	282.4	455.2	444.8	397.5
5/8/89	286.4	279.5	452.1	440.0	394.9
5/9/89	288.8	282.2	452.8	444.1	396.1
5/10/89	290.9	284.0	455.6	447.5	398.6
5/11/89	289.2	283.9	457.5	448.9	399.6
5/12/89	286.3	280.2	453.9	444.6	395.1
5/13/89	282.6	276.6	445.8	434.4	387.2
5/14/89	280.5	274.6	435.1	424.2	378.5
5/15/89	280.9	273.8	429.3	418.2	374.0
5/16/89	280.0	272.6	424.8	412.7	370.6
5/17/89	280.4	274.0	422.5	412.7	368.9
5/18/89	280.4	272.7	423.1	412.0	369.4
5/19/89	275.1	268.3	416.5	404.4	362.9
5/20/89	273.3	267.9	410.9	400.8	357.8
5/21/89	272.9	268.1	409.2	399.0	356.1
5/22/89	273.0	268.7	407.9	399.0	354.7
5/23/89	275.1	270.6	409.8	401.5	356.1
5/24/89	275.1	269.8	411.7	403.0	358.1
5/25/89	274.8	268.8	412.0	403.3	357.3
5/26/89	273.0	267.8	410.3	402.8	355.3
5/27/89	272.2	268.1	410.8	403.0	355.7
5/28/89	271.1	266.9	408.6	399.6	353.6
5/29/89	271.8	266.2	401.6	392.3	347.2

## Daily DSM2 Model Output

Date	Avg Of B1-DB5	Avg Of B1-DB6	Avg Of B2-DB5	Avg Of B2-DB6	Avg Of H3-DB5
5/30/89	270.1	264.0	395.5	384.8	342.5
5/31/89	267.3	261.7	389.9	379.7	338.2
6/1/89	263.6	258.4	384.8	374.5	333.6
6/2/89	261.6	257.3	381.0	371.8	324.0
6/3/89	261.7	257.2	380.9	370.5	319.5
6/4/89	263.3	259.2	382.8	374.1	320.9
6/5/89	264.1	260.2	384.8	377.4	321.3
6/6/89	263.7	258.9	385.5	378.7	319.3
6/7/89	262.3	258.0	387.5	379.7	315.9
6/8/89	262.0	257.1	388.7	379.7	313.9
6/9/89	259.9	255.8	386.6	377.3	309.3
6/10/89	260.4	255.5	383.6	374.2	307.9
6/11/89	261.3	255.5	379.4	369.5	307.6
6/12/89	261.2	254.5	374.4	363.7	306.0
6/13/89	259.3	252.8	368.8	358.0	300.5
6/14/89	257.9	251.9	365.5	354.2	296.5
6/15/89	257.0	252.2	363.6	352.6	293.2
6/16/89	256.0	251.9	360.7	350.4	290.0
6/17/89	254.2	251.3	356.2	347.1	285.9
6/18/89	255.4	252.1	355.5	346.2	285.7
6/19/89	256.5	253.7	355.9	348.4	286.1
6/20/89	256.1	252.4	354.4	346.0	284.3
6/21/89	255.0	251.9	351.8	343.6	281.0
6/22/89	254.6	251.9	348.9	341.0	279.1
6/23/89	257.3	254.6	350.9	343.7	281.1
6/24/89	258.8	256.5	353.9	347.0	281.5
6/25/89	259.3	256.6	353.4	346.0	280.2
6/26/89	259.7	256.9	348.1	340.1	278.8
6/27/89	261.8	258.8	343.6	335.5	279.4
6/28/89	262.3	260.5	341.7	333.7	278.4
6/29/89	263.3	261.9	338.8	332.2	277.9
6/30/89	264.6	263.6	337.4	331.3	277.9
7/1/89	267.1	266.0	335.9	327.8	278.7
7/2/89	269.1	268.8	329.8	322.6	279.4
7/3/89	272.6	273.6	327.7	322.0	281.7
7/4/89	278.4	279.4	329.3	324.0	286.6
7/5/89	283.9	286.2	330.5	326.7	291.1
7/6/89	291.4	293.9	333.8	329.7	297.7
7/7/89	298.8	301.8	336.9	332.2	304.3
7/8/89	306.8	310.6	338.1	334.7	311.3
7/9/89	313.8	318.2	340.7	336.4	317.8
7/10/89	320.0	326.0	342.8	338.2	323.7
7/11/89	326.2	333.4	343.1	339.5	329.3
7/12/89	333.3	339.9	342.8	340.3	335.9
7/13/89	340.6	346.6	342.3	341.1	342.7

## Daily DSM2 Model Output

Date	Avg Of B1-DB5	Avg Of B1-DB6	Avg Of B2-DB5	Avg Of B2-DB6	Avg Of H3-DB5
7/14/89	347.3	352.9	342.3	341.9	348.9
7/15/89	352.9	359.0	343.1	342.5	354.6
7/16/89	356.4	364.2	342.0	342.0	358.0
7/17/89	364.3	372.6	340.8	342.1	365.4
7/18/89	370.6	380.0	341.7	342.6	371.7
7/19/89	379.5	390.2	342.3	344.1	380.3
7/20/89	390.4	401.7	344.8	346.3	391.0
7/21/89	405.1	417.4	346.8	349.2	405.3
7/22/89	420.8	433.7	351.0	353.2	420.8
7/23/89	436.8	450.4	355.1	357.7	436.5
7/24/89	449.0	464.7	358.4	361.6	448.8
7/25/89	458.7	478.5	361.5	365.3	458.7
7/26/89	468.4	490.0	363.1	367.1	468.4
7/27/89	473.6	491.5	362.8	367.2	473.5
7/28/89	478.5	494.0	362.1	366.2	478.2
7/29/89	479.4	493.4	360.5	364.1	479.2
7/30/89	477.9	491.5	358.1	361.3	477.6
7/31/89	477.3	492.8	354.5	357.9	476.7
8/1/89	481.4	495.8	350.0	353.4	480.7
8/2/89	477.9	492.2	348.6	350.7	476.3
8/3/89	479.7	493.2	345.8	348.0	478.4
8/4/89	480.1	492.4	344.4	346.2	478.7
8/5/89	479.3	491.5	343.2	344.4	477.8
8/6/89	477.2	489.3	340.4	342.2	475.6
8/7/89	474.9	486.4	338.6	340.1	473.3
8/8/89	471.7	481.9	336.8	338.1	470.3
8/9/89	465.4	476.2	334.7	335.5	464.0
8/10/89	461.6	471.0	331.7	332.6	460.3
8/11/89	455.2	462.9	327.9	328.4	453.9
8/12/89	447.7	454.9	324.4	324.6	446.6
8/13/89	439.4	447.0	319.3	320.2	438.4
8/14/89	431.8	439.7	315.9	315.5	430.9
8/15/89	426.3	435.2	311.1	310.6	425.1
8/16/89	425.9	433.9	307.7	307.5	424.6
8/17/89	426.4	435.1	306.3	304.7	424.8
8/18/89	431.1	439.2	303.3	301.7	429.2
8/19/89	434.9	445.3	300.1	297.7	432.7
8/20/89	441.7	451.9	298.5	296.2	439.3
8/21/89	447.8	459.0	298.0	295.6	445.4
8/22/89	455.2	466.7	295.7	294.5	452.5
8/23/89	462.4	474.3	293.9	292.4	459.3
8/24/89	467.2	481.2	291.7	290.1	464.0
8/25/89	472.8	486.2	290.8	289.6	469.7
8/26/89	476.2	490.8	290.9	289.7	472.8
8/27/89	481.3	497.0	289.6	288.7	477.9

## Daily DSM2 Model Output

Date	Avg Of B1-DB5	Avg Of B1-DB6	Avg Of B2-DB5	Avg Of B2-DB6	Avg Of H3-DB5
8/28/89	489.1	505.3	289.7	287.9	485.2
8/29/89	498.3	517.5	289.3	287.7	493.7
8/30/89	514.0	533.7	288.9	286.6	508.8
8/31/89	529.4	546.8	288.6	287.4	523.2
9/1/89	532.9	555.5	290.8	288.1	526.9
9/2/89	541.9	567.1	290.3	288.3	535.9
9/3/89	555.9	581.2	290.0	288.0	549.7
9/4/89	567.9	595.2	290.7	288.4	561.6
9/5/89	583.5	612.6	290.3	288.4	576.7
9/6/89	598.0	626.6	291.4	289.2	590.9
9/7/89	613.6	637.4	291.4	290.4	606.0
9/8/89	623.4	647.5	292.3	291.3	615.5
9/9/89	627.3	654.4	293.2	292.3	619.2
9/10/89	631.3	659.0	294.0	293.5	623.2
9/11/89	634.9	660.6	295.6	294.9	626.6
9/12/89	639.5	663.4	297.3	296.7	631.0
9/13/89	646.5	672.8	299.1	297.9	638.0
9/14/89	657.7	682.9	301.4	299.9	649.0
9/15/89	666.0	697.8	304.1	301.9	657.3
9/16/89	688.2	720.1	305.4	303.1	676.6
9/17/89	704.7	735.0	308.0	305.4	689.8
9/18/89	709.9	741.0	310.1	307.9	693.2
9/19/89	719.3	748.7	311.9	310.0	699.1
9/20/89	731.6	763.0	313.3	311.2	709.6
9/21/89	748.5	782.4	314.0	311.4	724.4
9/22/89	763.3	799.5	314.7	312.4	739.8
9/23/89	779.2	815.9	315.9	313.5	757.1
9/24/89	795.3	827.4	316.7	314.6	777.0
9/25/89	800.0	831.1	318.6	316.3	783.9
9/26/89	802.7	836.8	320.2	317.6	789.2
9/27/89	810.3	843.9	321.4	318.2	797.8
9/28/89	815.0	850.5	322.1	318.6	804.0
9/29/89	818.4	853.1	322.9	319.2	808.0
9/30/89	826.4	863.8	322.3	318.5	817.6
10/1/89	835.0	873.0	322.5	318.8	816.5
10/2/89	837.3	876.1	324.4	321.1	810.9
10/3/89	841.0	882.2	326.1	322.9	800.7
10/4/89	848.8	884.3	326.7	323.5	799.8
10/5/89	851.5	881.6	327.9	324.4	802.7
10/6/89	849.1	876.1	329.4	326.1	801.3
10/7/89	841.3	872.6	330.5	327.4	797.8
10/8/89	833.5	864.5	330.7	327.9	794.6
10/9/89	818.7	850.7	331.5	328.2	792.0
10/10/89	809.9	837.9	332.0	328.4	785.2
10/11/89	800.9	830.1	332.0	328.6	778.7



## Daily DSM2 Model Output

Date	Avg Of B1-DB5	Avg Of B1-DB6	Avg Of B2-DB5	Avg Of B2-DB6	Avg Of H3-DB5
10/12/89	793.8	825.3	332.0	328.5	769.2
10/13/89	793.0	822.8	332.7	329.1	761.0
10/14/89	793.4	824.7	333.4	329.7	748.9
10/15/89	796.2	827.9	332.1	328.4	741.7
10/16/89	798.9	832.6	330.8	326.7	737.4
10/17/89	801.0	834.7	329.9	326.2	730.3
10/18/89	805.2	836.7	329.9	325.8	721.8
10/19/89	810.5	840.7	330.0	326.1	714.9
10/20/89	812.3	843.1	330.5	327.6	708.0
10/21/89	813.7	841.9	332.8	329.8	700.2
10/22/89	815.5	845.1	334.0	330.4	689.1
10/23/89	823.2	848.2	336.6	333.1	687.0
10/24/89	823.2	850.5	340.0	336.6	675.8
10/25/89	823.5	853.2	344.3	341.5	671.2
10/26/89	827.4	861.1	348.7	346.3	661.2
10/27/89	835.8	872.4	353.8	350.7	659.6
10/28/89	843.1	880.9	356.3	352.1	655.6
10/29/89	845.4	881.0	356.5	351.8	650.3
10/30/89	840.9	874.7	357.5	351.8	644.4
10/31/89	832.1	859.4	358.6	354.1	634.7
11/1/89	814.9	843.0	361.9	357.2	625.4
11/2/89	803.4	827.6	364.5	359.4	616.4
11/3/89	788.9	812.9	367.0	362.3	600.9
11/4/89	775.1	798.7	369.6	364.9	585.1
11/5/89	764.1	787.3	371.9	367.9	578.0
11/6/89	757.5	776.2	374.4	370.4	568.9
11/7/89	747.2	769.1	376.0	371.7	554.4
11/8/89	743.1	763.7	377.3	371.1	543.6
11/9/89	736.1	757.0	376.3	369.8	535.4
11/10/89	729.0	752.8	376.1	368.7	526.7
11/11/89	727.9	750.0	375.9	369.3	524.6
11/12/89	725.1	747.1	377.3	371.4	522.7
11/13/89	721.5	744.5	379.4	373.2	519.1
11/14/89	720.8	744.6	380.3	375.1	516.1
11/15/89	721.8	746.9	382.2	377.5	514.5
11/16/89	723.0	750.0	384.0	379.6	514.0
11/17/89	730.1	752.8	386.3	382.6	519.0
11/18/89	735.1	758.2	388.9	385.6	522.2
11/19/89	746.0	768.1	390.9	387.1	527.7
11/20/89	761.0	779.2	392.3	387.8	538.4
11/21/89	762.2	784.7	391.6	387.3	542.5
11/22/89	764.2	792.0	391.6	386.5	546.8
11/23/89	772.5	799.4	390.5	385.0	553.7
11/24/89	774.9	801.8	390.5	384.3	556.9
11/25/89	772.9	799.8	391.1	385.9	559.1

## Daily DSM2 Model Output

Date	Avg Of B1-DB5	Avg Of B1-DB6	Avg Of B2-DB5	Avg Of B2-DB6	Avg Of H3-DB5
11/26/89	769.6	796.6	393.7	389.2	560.0
11/27/89	770.9	797.9	395.8	390.0	561.4
11/28/89	774.5	798.3	395.1	389.6	564.8
11/29/89	771.9	795.2	395.6	390.2	566.1
11/30/89	766.6	788.4	397.7	393.8	566.3
12/1/89	760.9	778.1	401.8	398.6	566.2
12/2/89	756.2	774.9	405.5	402.4	566.6
12/3/89	754.0	770.1	408.9	406.3	568.2
12/4/89	755.4	766.8	413.0	410.5	571.5
12/5/89	755.4	769.2	416.6	413.8	574.2
12/6/89	759.1	775.0	418.4	415.0	579.1
12/7/89	762.9	781.9	418.4	414.1	584.4
12/8/89	762.2	781.3	416.8	412.5	586.9
12/9/89	761.4	778.3	415.1	411.0	588.7
12/10/89	758.5	772.9	415.7	411.0	588.7
12/11/89	752.4	766.8	416.6	412.2	586.5
12/12/89	748.5	761.7	416.7	412.3	585.7
12/13/89	744.8	756.5	417.6	413.9	585.0
12/14/89	739.8	750.4	419.5	415.7	583.5
12/15/89	734.1	744.8	421.5	417.7	582.0
12/16/89	729.9	740.3	424.2	420.5	581.4
12/17/89	728.0	736.9	427.0	423.7	582.3
12/18/89	729.1	737.3	430.3	427.0	585.3
12/19/89	731.3	739.5	432.6	428.9	588.9
12/20/89	731.4	744.1	432.8	429.4	592.2
12/21/89	735.1	750.2	432.8	429.1	598.3
12/22/89	737.9	755.6	431.7	427.8	603.7
12/23/89	745.8	763.0	429.2	424.5	612.8
12/24/89	752.1	767.8	426.1	421.0	620.4
12/25/89	754.6	769.2	422.9	417.4	625.3
12/26/89	751.8	765.8	420.8	416.0	625.4
12/27/89	747.8	760.1	420.7	416.4	624.2
12/28/89	743.2	754.0	422.7	418.5	622.1
12/29/89	737.4	749.3	425.3	421.4	619.0
12/30/89	734.5	746.5	427.8	424.4	619.0
12/31/89	736.9	757.0	432.9	428.9	624.0
1/1/90	757.8	776.9	442.5	437.9	646.1
1/2/90	776.0	796.2	454.6	448.8	665.6
1/3/90	793.2	815.2	462.5	456.4	683.2
1/4/90	807.6	831.6	466.5	460.6	700.3
1/5/90	817.4	842.3	468.8	462.5	712.6
1/6/90	820.3	838.8	470.2	463.5	716.8
1/7/90	814.1	827.3	471.8	465.3	713.8
1/8/90	801.2	813.7	475.8	469.3	704.3
1/9/90	790.2	802.6	479.6	473.5	696.8

## Daily DSM2 Model Output

Date	Avg Of B1-DB5	Avg Of B1-DB6	Avg Of B2-DB5	Avg Of B2-DB6	Avg Of H3-DB5
1/10/90	784.0	796.9	482.2	476.3	693.3
1/11/90	779.5	794.4	485.3	478.9	691.5
1/12/90	779.7	793.7	490.5	483.6	692.1
1/13/90	777.6	791.5	498.2	491.9	691.7
1/14/90	777.8	790.6	507.8	501.6	692.6
1/15/90	780.6	793.0	513.9	507.7	695.4
1/16/90	780.6	794.0	520.6	513.8	696.1
1/17/90	778.7	791.3	525.4	518.6	694.8
1/18/90	770.4	782.5	528.4	521.4	689.1
1/19/90	758.5	764.9	530.2	523.5	677.9
1/20/90	736.7	743.1	531.1	523.9	658.9
1/21/90	711.1	715.9	531.6	523.8	637.8
1/22/90	689.7	692.8	535.7	527.9	620.5
1/23/90	672.4	668.9	539.4	532.3	606.8
1/24/90	650.4	645.6	542.5	535.2	589.5
1/25/90	632.6	627.8	547.1	539.8	576.9
1/26/90	623.9	621.1	556.4	549.3	570.7
1/27/90	608.9	604.1	560.8	553.4	560.2
1/28/90	594.5	589.3	563.1	556.5	548.6
1/29/90	579.9	573.7	564.6	557.1	538.4
1/30/90	567.3	566.0	568.6	561.6	527.8
1/31/90	557.3	556.7	572.2	564.7	520.5
2/1/90	555.4	551.5	577.5	570.7	521.5
2/2/90	535.8	529.4	574.3	567.1	509.0
2/3/90	522.4	517.3	571.8	564.6	497.1
2/4/90	519.0	513.3	574.6	566.6	496.9
2/5/90	508.5	501.3	573.9	565.5	489.8
2/6/90	504.8	498.0	578.2	570.4	488.7
2/7/90	495.4	488.9	579.3	571.8	484.5
2/8/90	487.3	482.1	581.2	574.3	479.5
2/9/90	483.3	477.3	585.6	579.5	479.1
2/10/90	475.2	466.6	587.9	580.8	471.9
2/11/90	465.0	458.3	588.6	582.2	465.1
2/12/90	463.2	455.9	594.2	588.0	466.1
2/13/90	459.9	451.8	599.3	593.5	465.1
2/14/90	450.7	444.2	602.8	596.7	459.5
2/15/90	440.2	422.5	595.9	588.5	446.6
2/16/90	434.0	422.1	595.8	587.3	442.1
2/17/90	426.5	416.1	597.3	589.1	439.9
2/18/90	422.2	412.6	601.5	594.2	442.4
2/19/90	415.6	406.2	605.2	598.2	438.2
2/20/90	411.3	401.2	607.5	599.2	435.2
2/21/90	410.7	399.2	608.4	601.3	437.5
2/22/90	411.5	399.8	612.5	605.2	443.6
2/23/90	409.0	399.0	616.8	610.3	445.7

## Daily DSM2 Model Output

Date	Avg Of B1-DB5	Avg Of B1-DB6	Avg Of B2-DB5	Avg Of B2-DB6	Avg Of H3-DB5
2/24/90	406.8	395.9	621.2	614.4	444.0
2/25/90	402.8	393.0	625.2	618.9	443.5
2/26/90	400.4	390.2	629.4	623.5	441.9
2/27/90	396.4	386.8	633.2	627.3	440.3
2/28/90	393.7	386.0	633.0	626.0	437.7
3/1/90	399.1	393.2	623.2	615.7	442.7
3/2/90	406.3	400.4	611.0	600.3	453.0
3/3/90	412.5	405.8	596.4	584.2	462.7
3/4/90	417.4	411.2	586.7	575.2	470.3
3/5/90	424.0	417.7	586.1	574.5	478.3
3/6/90	426.0	418.6	580.8	568.3	483.4
3/7/90	428.9	421.5	579.8	568.4	487.6
3/8/90	432.1	424.7	582.3	570.8	491.7
3/9/90	431.9	424.9	581.3	569.7	493.9
3/10/90	432.6	426.3	581.2	570.5	495.5
3/11/90	436.4	430.1	585.6	574.1	499.9
3/12/90	440.1	434.6	587.9	577.1	503.7
3/13/90	443.0	436.6	587.8	574.2	507.7
3/14/90	441.8	434.4	581.3	564.5	509.0
3/15/90	437.2	429.7	569.3	553.1	505.5
3/16/90	433.3	425.3	560.8	542.4	501.5
3/17/90	430.4	421.8	553.8	535.9	497.8
3/18/90	430.2	420.7	553.0	533.8	497.2
3/19/90	430.7	421.3	552.8	533.6	498.1
3/20/90	428.5	418.8	550.9	531.4	496.9
3/21/90	425.4	416.6	546.8	530.6	493.3
3/22/90	425.8	417.8	547.8	534.0	492.7
3/23/90	427.2	419.4	551.9	537.8	494.7
3/24/90	429.1	421.4	554.3	540.5	496.9
3/25/90	431.7	424.2	558.2	543.0	500.3
3/26/90	430.6	422.7	554.7	538.8	500.5
3/27/90	427.2	418.4	548.8	530.0	498.0
3/28/90	424.5	416.2	541.3	525.5	494.5
3/29/90	423.5	414.8	537.6	521.3	493.6
3/30/90	423.7	416.1	535.2	520.7	493.3
3/31/90	425.1	416.8	537.5	522.0	494.8
4/1/90	427.4	419.5	543.3	531.6	498.1
4/2/90	426.8	418.9	548.8	538.1	499.0
4/3/90	423.5	414.9	552.1	540.8	498.4
4/4/90	422.1	413.2	554.4	543.3	497.6
4/5/90	420.8	412.3	556.1	545.7	496.4
4/6/90	419.0	410.5	557.3	545.9	495.3
4/7/90	418.2	411.1	556.0	546.6	494.2
4/8/90	420.5	413.7	559.1	549.5	496.8
4/9/90	421.2	414.2	560.8	549.6	498.5

## Daily DSM2 Model Output

Date	Avg Of B1-DB5	Avg Of B1-DB6	Avg Of B2-DB5	Avg Of B2-DB6	Avg Of H3-DB5
4/10/90	421.1	413.5	559.9	548.2	498.7
4/11/90	418.4	410.2	556.8	543.0	496.2
4/12/90	414.9	405.9	551.6	536.5	492.3
4/13/90	410.2	401.7	544.0	529.9	486.2
4/14/90	406.2	396.7	539.1	522.4	481.0
4/15/90	399.5	388.6	531.1	513.6	473.6
4/16/90	400.2	391.3	531.9	518.6	473.8
4/17/90	403.6	395.9	537.1	526.8	477.8
4/18/90	406.1	399.5	541.6	533.4	481.0
4/19/90	408.0	400.7	546.5	537.0	484.2
4/20/90	407.5	399.5	547.1	536.2	484.3
4/21/90	405.8	397.8	545.1	532.7	482.7
4/22/90	401.9	393.9	538.6	525.7	478.5
4/23/90	402.1	395.0	535.2	523.6	477.8
4/24/90	404.3	398.1	533.6	523.3	479.6
4/25/90	403.9	396.8	530.3	517.7	479.4
4/26/90	400.4	392.7	522.0	509.4	474.7
4/27/90	398.3	391.1	516.0	505.1	471.2
4/28/90	398.9	392.3	515.3	504.9	470.9
4/29/90	401.5	394.7	516.9	507.3	473.0
4/30/90	403.1	396.9	517.2	509.7	474.6
5/1/90	401.5	394.7	517.4	508.3	473.6
5/2/90	399.2	392.7	513.9	506.3	470.6
5/3/90	398.4	391.8	511.7	503.0	468.4
5/4/90	397.3	390.6	507.4	498.1	465.5
5/5/90	395.2	389.0	500.9	491.7	461.4
5/6/90	392.9	386.5	494.1	484.6	456.4
5/7/90	389.9	383.1	487.4	476.7	451.0
5/8/90	385.3	378.5	477.5	468.2	443.3
5/9/90	382.7	375.9	471.8	462.1	438.0
5/10/90	382.2	375.3	468.7	458.5	435.3
5/11/90	383.5	377.3	466.3	458.0	434.5
5/12/90	385.0	378.7	466.3	457.7	434.7
5/13/90	384.1	377.8	463.9	455.5	432.9
5/14/90	386.1	380.8	464.5	458.4	434.2
5/15/90	388.4	383.3	466.7	461.6	436.5
5/16/90	389.3	383.7	468.4	462.9	437.7
5/17/90	388.1	382.3	468.3	462.6	436.4
5/18/90	385.2	379.6	465.7	459.1	433.2
5/19/90	380.3	374.1	459.5	452.4	427.2
5/20/90	378.5	372.8	456.8	449.9	424.3
5/21/90	375.5	370.8	453.2	446.9	420.5
5/22/90	374.2	370.1	451.2	445.5	418.4
5/23/90	376.4	372.4	453.0	447.3	420.1
5/24/90	378.5	375.0	454.2	448.9	421.7

## Daily DSM2 Model Output

Date	Avg Of B1-DB5	Avg Of B1-DB6	Avg Of B2-DB5	Avg Of B2-DB6	Avg Of H3-DB5
5/25/90	381.4	378.1	456.5	451.9	424.2
5/26/90	381.9	378.2	456.6	451.8	424.7
5/27/90	382.4	379.3	458.1	453.7	425.5
5/28/90	387.8	384.8	463.2	459.8	430.8
5/29/90	391.1	387.8	467.0	463.7	434.6
5/30/90	392.5	389.4	469.7	466.3	436.8
5/31/90	395.9	392.1	471.6	467.7	439.6
6/1/90	396.9	392.7	472.1	466.6	440.7
6/2/90	396.5	392.7	469.7	464.2	439.8
6/3/90	397.0	393.7	468.5	462.9	439.4
6/4/90	398.2	395.6	467.7	462.5	439.6
6/5/90	400.0	397.9	467.7	462.4	440.1
6/6/90	403.2	400.7	468.5	462.7	442.3
6/7/90	405.1	402.9	468.0	462.4	442.8
6/8/90	406.6	403.7	466.9	460.3	443.1
6/9/90	408.0	405.1	466.2	460.1	443.2
6/10/90	410.2	407.2	467.5	462.4	445.3
6/11/90	411.5	407.8	469.6	463.6	446.7
6/12/90	411.3	407.6	469.5	463.8	446.3
6/13/90	411.1	406.8	469.2	462.9	445.6
6/14/90	411.2	406.8	469.1	462.7	445.3
6/15/90	410.4	405.8	467.9	461.0	444.2
6/16/90	407.1	402.7	461.6	454.5	439.9
6/17/90	405.2	400.7	455.0	447.7	437.1
6/18/90	403.3	399.4	449.9	442.7	434.1
6/19/90	400.7	397.0	442.7	436.1	430.6
6/20/90	400.1	396.5	438.0	432.3	429.2
6/21/90	401.0	397.6	437.5	432.2	429.8
6/22/90	402.5	399.2	439.0	433.9	431.1
6/23/90	404.6	401.2	441.3	436.6	433.0
6/24/90	407.1	403.7	444.4	440.3	435.5
6/25/90	409.1	405.3	447.4	442.9	437.6
6/26/90	409.3	405.9	448.1	444.1	437.3
6/27/90	409.8	406.7	448.8	444.8	437.2
6/28/90	409.9	407.6	448.5	445.0	436.2
6/29/90	411.3	409.8	449.1	446.0	436.0
6/30/90	413.7	417.1	449.1	447.3	434.5
7/1/90	428.6	435.3	451.9	451.3	439.6
7/2/90	440.4	448.2	456.7	457.1	447.7
7/3/90	451.0	459.3	461.7	462.9	456.1
7/4/90	460.3	469.0	467.3	468.8	464.2
7/5/90	468.5	478.0	472.0	474.6	471.2
7/6/90	476.8	487.3	477.6	480.7	477.9
7/7/90	484.3	495.5	482.7	485.9	485.5
7/8/90	491.1	504.6	487.0	490.4	492.0

## Daily DSM2 Model Output

Date	Avg Of B1-DB5	Avg Of B1-DB6	Avg Of B2-DB5	Avg Of B2-DB6	Avg Of H3-DB5
7/9/90	501.5	515.2	491.4	494.7	501.7
7/10/90	513.7	528.9	495.7	499.3	513.3
7/11/90	528.8	544.2	499.8	504.0	528.0
7/12/90	547.1	563.3	504.9	509.5	545.3
7/13/90	566.4	585.3	512.4	518.5	563.7
7/14/90	586.9	610.5	524.9	532.2	583.6
7/15/90	604.9	630.3	537.3	546.5	601.7
7/16/90	619.7	646.3	548.1	557.8	613.8
7/17/90	632.5	659.9	558.4	568.1	627.1
7/18/90	646.2	671.2	567.3	577.5	639.9
7/19/90	652.6	675.9	573.0	582.4	646.5
7/20/90	660.5	683.4	577.0	586.7	652.9
7/21/90	663.9	689.3	580.0	588.3	659.2
7/22/90	677.4	702.8	581.7	591.2	672.2
7/23/90	694.5	721.3	585.4	596.7	688.4
7/24/90	710.7	737.9	591.9	601.5	704.5
7/25/90	730.9	756.3	597.1	607.2	724.1
7/26/90	749.8	776.1	605.4	616.9	742.8
7/27/90	763.3	796.5	620.2	633.6	756.8
7/28/90	780.4	815.4	638.3	655.3	774.1
7/29/90	788.7	826.8	656.1	672.9	780.7
7/30/90	791.4	827.8	667.5	685.8	783.8
7/31/90	793.2	824.6	679.1	700.8	784.5
8/1/90	791.6	815.5	695.1	717.1	782.2
8/2/90	773.1	799.2	698.9	717.4	765.7
8/3/90	762.3	782.1	694.6	710.0	755.4
8/4/90	749.7	770.1	686.8	702.9	743.0
8/5/90	743.0	762.8	681.1	697.3	736.0
8/6/90	740.2	758.3	678.7	693.2	732.9
8/7/90	736.2	753.8	673.5	688.0	728.7
8/8/90	736.6	752.6	672.4	685.9	729.1
8/9/90	735.2	754.6	670.5	687.3	727.2
8/10/90	738.3	756.2	673.2	688.8	730.1
8/11/90	741.6	758.9	676.8	691.6	733.4
8/12/90	743.5	762.0	679.3	695.0	735.3
8/13/90	744.2	764.7	682.0	698.8	736.0
8/14/90	743.7	763.7	682.3	699.7	735.7
8/15/90	740.4	758.5	680.8	696.5	732.6
8/16/90	735.2	752.2	677.9	692.8	727.6
8/17/90	730.6	746.3	676.0	689.7	723.2
8/18/90	725.1	741.8	673.1	687.2	718.0
8/19/90	721.5	738.8	670.8	685.7	714.6
8/20/90	724.0	736.8	670.1	684.2	717.2
8/21/90	723.0	740.7	672.5	688.1	716.3
8/22/90	732.6	750.1	682.2	698.2	726.0

## Daily DSM2 Model Output

Date	Avg Of B1-DB5	Avg Of B1-DB6	Avg Of B2-DB5	Avg Of B2-DB6	Avg Of H3-DB5
8/23/90	738.8	757.4	690.1	707.1	732.4
8/24/90	743.7	762.8	696.1	713.4	737.5
8/25/90	749.8	771.0	703.5	723.2	743.7
8/26/90	754.7	778.9	711.3	732.5	748.8
8/27/90	759.6	782.7	718.4	738.7	753.9
8/28/90	759.7	783.7	719.2	741.5	754.1
8/29/90	758.2	781.5	719.2	741.1	752.8
8/30/90	757.5	777.1	720.9	739.2	752.1
8/31/90	748.8	767.0	715.4	731.5	743.7
9/1/90	734.2	753.6	705.2	719.6	728.5
9/2/90	729.4	750.2	695.8	711.7	726.4
9/3/90	724.5	746.5	690.8	706.4	723.7
9/4/90	723.1	743.8	689.2	703.3	720.8
9/5/90	724.7	742.4	687.8	701.3	722.4
9/6/90	723.9	743.7	686.7	700.6	721.9
9/7/90	727.5	748.1	686.8	702.5	726.5
9/8/90	731.5	753.6	690.2	707.0	730.5
9/9/90	734.7	757.1	696.0	711.0	733.9
9/10/90	738.8	760.2	698.4	712.7	738.3
9/11/90	738.7	763.5	700.1	714.3	739.9
9/12/90	742.8	767.7	700.8	717.5	742.6
9/13/90	745.3	767.6	704.4	720.5	743.6
9/14/90	743.2	763.2	705.3	719.4	740.5
9/15/90	742.8	762.8	704.5	719.5	740.9
9/16/90	743.7	765.7	706.1	721.0	740.1
9/17/90	748.9	768.3	707.4	723.0	744.5
9/18/90	750.8	772.3	709.6	724.5	746.7
9/19/90	754.7	779.7	713.5	729.0	750.0
9/20/90	764.4	787.0	718.1	733.6	759.3
9/21/90	768.3	792.3	720.4	735.2	763.4
9/22/90	774.5	802.6	720.8	738.8	770.2
9/23/90	786.2	818.6	727.6	747.0	782.5
9/24/90	801.7	835.3	735.6	757.3	799.3
9/25/90	815.8	847.4	742.8	763.9	813.6
9/26/90	825.5	855.9	748.5	767.8	823.3
9/27/90	829.5	860.6	752.2	770.2	828.1
9/28/90	833.6	865.8	756.8	774.7	831.5
9/29/90	839.6	869.6	759.7	778.8	837.9
9/30/90	848.3	878.7	763.9	780.7	842.7
10/1/90	862.2	895.8	762.1	774.5	841.0
10/2/90	876.5	909.9	756.2	767.2	834.7
10/3/90	892.1	928.8	751.7	761.6	833.2
10/4/90	912.1	947.5	747.0	758.0	833.3
10/5/90	928.1	965.4	745.5	756.2	836.4
10/6/90	941.9	978.5	744.5	754.2	840.5



## Daily DSM2 Model Output

Date	Avg Of B1-DB5	Avg Of B1-DB6	Avg Of B2-DB5	Avg Of B2-DB6	Avg Of H3-DB5
10/7/90	952.3	989.8	741.8	751.2	840.0
10/8/90	964.8	1006.6	739.2	748.6	839.8
10/9/90	991.5	1029.2	735.9	744.8	842.2
10/10/90	1011.0	1046.4	735.3	740.9	849.3
10/11/90	1019.4	1058.4	734.3	738.9	852.6
10/12/90	1036.7	1076.4	730.8	737.2	854.5
10/13/90	1055.2	1093.4	730.5	737.7	865.6
10/14/90	1068.8	1107.1	729.3	737.5	875.1
10/15/90	1081.7	1127.6	730.8	742.0	886.3
10/16/90	1104.4	1150.3	739.8	753.9	907.3
10/17/90	1114.5	1166.3	750.9	766.7	923.6
10/18/90	1124.3	1175.9	760.5	774.7	931.0
10/19/90	1132.8	1182.9	764.8	778.6	937.6
10/20/90	1138.7	1192.0	766.7	781.1	936.9
10/21/90	1149.2	1204.2	768.7	784.2	941.6
10/22/90	1150.8	1206.1	769.1	782.7	940.0
10/23/90	1151.4	1208.1	766.0	778.5	933.6
10/24/90	1155.1	1208.2	760.8	772.9	927.3
10/25/90	1158.0	1208.2	756.6	766.2	922.2
10/26/90	1156.8	1205.7	753.2	760.8	915.9
10/27/90	1153.4	1199.1	747.4	757.5	909.7
10/28/90	1150.3	1192.6	743.7	753.8	898.8
10/29/90	1144.2	1187.9	740.0	748.6	889.9
10/30/90	1134.4	1188.4	731.9	740.3	873.9
10/31/90	1131.2	1180.0	726.2	731.2	860.4
11/1/90	1123.6	1173.0	716.4	721.8	851.7
11/2/90	1120.1	1168.7	707.5	712.7	843.6
11/3/90	1118.1	1166.5	699.9	704.6	834.2
11/4/90	1114.4	1162.4	691.7	697.3	824.1
11/5/90	1107.2	1152.7	687.9	691.2	813.8
11/6/90	1098.6	1142.7	683.0	685.2	803.2
11/7/90	1098.0	1138.6	676.8	678.2	796.2
11/8/90	1106.5	1141.6	669.8	671.2	797.5
11/9/90	1109.9	1148.9	662.5	664.6	795.3
11/10/90	1113.1	1154.3	657.9	659.9	793.6
11/11/90	1117.4	1156.9	652.5	656.4	794.4
11/12/90	1113.4	1159.5	648.2	651.6	791.6
11/13/90	1110.2	1155.9	643.9	647.3	789.3
11/14/90	1106.3	1150.3	644.2	644.4	789.7
11/15/90	1108.2	1152.6	638.9	639.9	786.8
11/16/90	1108.0	1154.9	633.9	635.6	789.7
11/17/90	1107.8	1160.7	631.4	632.0	790.9
11/18/90	1119.1	1168.3	624.3	627.2	800.0
11/19/90	1113.4	1157.4	626.3	625.9	801.4
11/20/90	1101.6	1149.6	627.8	627.1	798.0

## Daily DSM2 Model Output

Date	Avg Of B1-DB5	Avg Of B1-DB6	Avg Of B2-DB5	Avg Of B2-DB6	Avg Of H3-DB5
11/21/90	1104.4	1154.3	627.1	626.1	802.5
11/22/90	1112.1	1162.8	622.8	621.4	811.2
11/23/90	1125.0	1166.4	613.9	614.8	826.3
11/24/90	1128.7	1168.2	610.4	610.6	835.2
11/25/90	1127.1	1163.3	609.8	609.8	841.2
11/26/90	1119.9	1159.3	612.3	611.3	841.2
11/27/90	1124.1	1167.2	608.7	608.8	847.0
11/28/90	1127.2	1177.0	602.9	604.5	855.7
11/29/90	1135.7	1190.0	599.5	601.0	866.7
11/30/90	1143.8	1190.1	601.4	601.0	873.3
12/1/90	1141.0	1177.9	602.1	602.1	872.8
12/2/90	1138.2	1174.4	601.0	600.5	872.1
12/3/90	1137.1	1173.0	600.2	599.2	876.0
12/4/90	1134.6	1168.7	602.0	600.0	878.6
12/5/90	1131.9	1165.7	604.1	601.4	880.7
12/6/90	1137.0	1166.9	606.5	603.0	888.9
12/7/90	1150.4	1179.7	606.8	602.9	908.1
12/8/90	1168.4	1201.6	605.5	601.7	931.2
12/9/90	1187.4	1224.9	602.4	599.1	952.6
12/10/90	1199.4	1236.9	599.1	597.1	974.4
12/11/90	1199.6	1236.0	597.6	595.4	988.4
12/12/90	1196.0	1228.9	597.2	595.0	998.7
12/13/90	1188.7	1223.0	596.1	593.9	1008.7
12/14/90	1185.5	1218.6	590.8	590.0	1036.9
12/15/90	1169.0	1196.0	592.1	590.6	1040.8
12/16/90	1148.5	1171.5	595.0	593.1	1035.8
12/17/90	1125.2	1148.2	596.1	594.3	1032.2
12/18/90	1102.9	1124.9	594.5	592.6	1040.2
12/19/90	1082.6	1099.9	598.0	595.5	1039.6
12/20/90	1060.5	1077.3	604.7	600.7	1027.1
12/21/90	1041.9	1056.8	608.2	604.0	1021.0
12/22/90	1025.9	1042.6	611.4	606.6	1027.6
12/23/90	1016.9	1032.3	611.1	606.4	1043.4
12/24/90	1005.0	1023.9	605.9	602.4	1065.8
12/25/90	995.1	1012.0	600.7	598.1	1078.8
12/26/90	972.3	994.1	595.7	594.0	1084.9
12/27/90	950.5	973.6	589.8	588.7	1091.0
12/28/90	938.8	955.5	587.9	586.8	1090.0
12/29/90	923.7	939.2	588.8	587.2	1081.8
12/30/90	908.9	923.3	589.4	587.4	1074.2
12/31/90	901.2	910.7	589.4	587.2	1070.9
1/1/91	893.9	902.1	592.3	589.7	1065.9
1/2/91	884.6	893.1	596.5	593.0	1059.0
1/3/91	875.5	882.1	599.8	595.6	1052.7
1/4/91	872.4	877.9	605.5	601.3	1049.0

## Daily DSM2 Model Output

Date	Avg Of B1-DB5	Avg Of B1-DB6	Avg Of B2-DB5	Avg Of B2-DB6	Avg Of H3-DB5
1/5/91	872.0	876.6	611.2	606.7	1045.5
1/6/91	866.9	873.9	613.1	608.4	1039.1
1/7/91	864.3	874.1	613.0	608.5	1034.9
1/8/91	859.0	874.5	606.5	603.7	1025.5
1/9/91	863.3	875.1	607.1	604.3	1024.7
1/10/91	862.3	872.2	609.4	606.3	1026.1
1/11/91	859.8	868.2	611.1	608.1	1025.5
1/12/91	855.3	864.7	613.3	610.1	1024.7
1/13/91	853.2	861.1	616.4	613.0	1026.3
1/14/91	849.5	856.4	619.0	615.8	1025.8
1/15/91	842.6	850.2	621.7	617.9	1026.6
1/16/91	836.2	842.3	622.9	619.5	1026.1
1/17/91	828.3	833.8	624.9	620.9	1025.7
1/18/91	820.2	825.9	627.4	623.1	1025.7
1/19/91	815.5	818.5	630.3	626.2	1026.1
1/20/91	810.4	813.2	633.3	628.6	1025.7
1/21/91	807.6	810.4	635.9	631.5	1025.5
1/22/91	799.5	804.9	634.1	630.2	1019.7
1/23/91	795.3	801.2	632.7	628.8	1014.2
1/24/91	786.7	793.6	627.6	623.8	1003.4
1/25/91	781.9	788.3	625.2	620.9	995.1
1/26/91	781.5	786.2	626.6	621.8	991.7
1/27/91	778.9	783.0	628.5	623.6	987.8
1/28/91	778.3	780.6	631.2	626.6	984.7
1/29/91	775.1	779.0	635.6	630.9	985.3
1/30/91	772.5	775.8	639.4	634.5	985.0
1/31/91	772.5	774.3	641.9	637.6	980.8
2/1/91	772.7	771.9	641.5	636.2	963.3
2/2/91	782.5	780.5	645.3	641.1	956.1
2/3/91	789.2	786.7	648.3	643.6	946.2
2/4/91	793.7	790.6	648.8	644.1	932.2
2/5/91	796.3	793.5	648.2	643.6	915.7
2/6/91	796.3	792.9	645.3	640.4	890.7
2/7/91	795.6	792.1	642.5	637.2	863.7
2/8/91	797.6	793.0	641.2	635.7	843.6
2/9/91	799.5	794.2	640.4	635.0	826.3
2/10/91	805.9	799.8	642.1	637.5	818.4
2/11/91	814.5	807.7	645.9	641.5	814.3
2/12/91	827.0	819.3	651.5	647.1	816.0
2/13/91	835.3	826.0	654.7	649.8	809.5
2/14/91	838.8	830.2	655.3	650.9	796.3
2/15/91	848.4	839.4	658.9	654.6	791.4
2/16/91	865.5	856.0	665.9	661.6	795.2
2/17/91	876.9	867.8	670.4	666.5	797.3
2/18/91	884.4	874.7	673.8	669.2	795.9

## Daily DSM2 Model Output

Date	Avg Of B1-DB5	Avg Of B1-DB6	Avg Of B2-DB5	Avg Of B2-DB6	Avg Of H3-DB5
2/19/91	882.5	873.1	672.5	667.4	782.5
2/20/91	872.8	863.5	666.6	660.6	756.7
2/21/91	863.5	855.3	660.5	653.9	734.9
2/22/91	859.7	850.3	656.9	649.4	721.9
2/23/91	858.2	847.7	655.0	647.4	714.4
2/24/91	859.9	849.2	655.6	648.4	713.0
2/25/91	861.4	851.1	656.4	649.5	710.8
2/26/91	859.2	848.1	655.5	647.9	701.8
2/27/91	847.9	836.7	650.7	642.1	687.1
2/28/91	828.4	817.7	644.4	636.4	671.9
3/1/91	810.2	802.5	644.4	639.4	675.4
3/2/91	783.1	773.5	643.3	635.4	674.3
3/3/91	752.5	742.3	637.4	627.5	664.4
3/4/91	737.3	729.9	636.0	628.3	664.3
3/5/91	733.3	727.0	639.5	633.4	671.2
3/6/91	718.4	710.4	640.0	631.2	668.2
3/7/91	696.7	686.2	635.3	623.5	657.1
3/8/91	673.4	661.6	627.0	611.7	641.5
3/9/91	659.0	647.5	618.9	605.6	630.7
3/10/91	655.7	650.2	619.7	611.4	632.1
3/11/91	655.4	645.7	626.2	616.4	639.7
3/12/91	645.3	634.1	626.4	616.1	636.8
3/13/91	651.8	638.4	633.2	623.4	646.5
3/14/91	659.0	648.7	640.6	632.5	655.1
3/15/91	665.0	656.1	647.2	640.1	662.6
3/16/91	661.5	650.4	650.0	639.1	663.0
3/17/91	662.3	652.9	652.1	642.3	665.9
3/18/91	656.7	646.4	652.3	641.9	664.2
3/19/91	649.8	638.6	650.7	639.4	661.0
3/20/91	665.2	655.7	657.7	649.4	672.3
3/21/91	690.0	679.0	667.1	660.0	686.7
3/22/91	691.6	681.0	670.9	661.7	688.8
3/23/91	687.5	677.5	671.1	660.9	686.6
3/24/91	688.6	676.0	667.8	655.6	682.8
3/25/91	702.7	689.9	667.8	656.7	686.4
3/26/91	733.1	718.7	672.6	665.4	698.2
3/27/91	775.6	758.4	681.6	675.5	715.8
3/28/91	804.0	788.8	688.8	683.3	729.5
3/29/91	816.7	804.6	693.2	687.3	736.0
3/30/91	824.5	813.5	695.8	689.5	740.2
3/31/91	821.9	811.8	696.7	689.3	740.2
4/1/91	812.2	800.9	699.0	693.5	743.0
4/2/91	786.3	773.0	701.2	695.5	738.0
4/3/91	745.7	729.9	698.9	692.0	723.4
4/4/91	693.1	672.5	694.3	683.1	700.6

## Daily DSM2 Model Output

Date	Avg Of B1-DB5	Avg Of B1-DB6	Avg Of B2-DB5	Avg Of B2-DB6	Avg Of H3-DB5
4/5/91	640.6	617.5	686.1	672.8	672.3
4/6/91	619.2	600.0	684.1	673.8	658.6
4/7/91	602.6	583.5	683.7	674.5	652.3
4/8/91	582.5	564.0	682.0	672.2	642.8
4/9/91	563.8	548.4	679.4	668.1	630.1
4/10/91	552.5	535.8	674.6	662.6	622.7
4/11/91	542.1	521.8	668.1	653.2	614.4
4/12/91	529.3	508.7	657.9	643.3	604.2
4/13/91	519.4	498.8	649.8	636.1	595.4
4/14/91	509.5	488.5	643.6	628.1	587.0
4/15/91	499.0	481.4	634.6	620.2	578.0
4/16/91	495.0	480.0	630.6	616.1	574.7
4/17/91	489.9	475.3	625.8	612.2	572.0
4/18/91	480.3	464.9	619.5	606.0	564.9
4/19/91	470.5	453.2	612.8	598.9	555.6
4/20/91	467.3	453.3	611.8	600.5	552.1
4/21/91	465.1	451.1	612.1	602.0	550.4
4/22/91	458.0	442.5	610.4	599.3	545.3
4/23/91	449.2	434.8	605.8	594.7	535.9
4/24/91	444.3	429.9	600.6	588.3	528.9
4/25/91	439.4	425.4	592.2	580.2	522.2
4/26/91	436.8	423.1	586.2	574.3	517.7
4/27/91	428.9	414.2	576.5	564.4	509.7
4/28/91	415.0	400.1	563.8	549.7	495.9
4/29/91	402.0	388.2	548.3	534.8	480.5
4/30/91	394.1	382.7	536.7	524.6	470.0
5/1/91	390.3	380.5	524.2	511.9	462.5
5/2/91	389.6	381.3	515.0	503.8	460.7
5/3/91	390.1	382.2	509.8	499.3	459.8
5/4/91	389.2	379.8	505.9	492.8	457.1
5/5/91	383.9	374.5	497.4	486.4	452.4
5/6/91	377.4	367.6	490.1	478.2	444.6
5/7/91	370.8	361.9	480.3	468.8	436.1
5/8/91	368.1	359.5	473.4	462.3	431.0
5/9/91	365.3	356.5	466.4	454.8	426.3
5/10/91	361.8	352.8	459.1	447.0	420.2
5/11/91	360.3	353.9	454.9	445.6	416.5
5/12/91	359.3	353.1	451.4	441.5	414.7
5/13/91	357.4	353.0	447.0	438.7	411.4
5/14/91	357.6	352.1	446.0	436.4	410.9
5/15/91	354.9	351.2	440.8	433.4	407.0
5/16/91	356.3	353.9	441.5	436.0	408.0
5/17/91	359.2	356.7	444.3	439.6	411.3
5/18/91	360.4	356.9	445.7	439.7	413.0
5/19/91	358.4	355.0	443.3	436.7	410.4

## Daily DSM2 Model Output

Date	Avg Of B1-DB5	Avg Of B1-DB6	Avg Of B2-DB5	Avg Of B2-DB6	Avg Of H3-DB5
5/20/91	357.1	354.2	440.1	433.0	406.3
5/21/91	357.9	355.8	436.7	430.0	404.1
5/22/91	361.4	359.6	436.2	428.7	404.9
5/23/91	365.5	364.3	434.8	427.8	406.0
5/24/91	369.5	368.8	434.7	427.4	407.8
5/25/91	373.1	373.5	433.7	427.6	408.7
5/26/91	376.4	376.9	434.1	427.3	410.3
5/27/91	379.6	380.2	434.6	427.9	411.9
5/28/91	381.5	383.0	433.3	427.5	412.1
5/29/91	384.4	385.5	433.9	427.8	413.0
5/30/91	386.1	387.8	434.5	429.4	414.8
5/31/91	388.9	390.2	435.2	428.9	415.9
6/1/91	391.2	392.4	434.0	428.3	415.5
6/2/91	394.9	394.9	436.1	431.2	418.1
6/3/91	396.6	396.9	437.0	432.5	419.4
6/4/91	399.5	400.0	437.9	432.6	421.2
6/5/91	402.6	403.6	438.9	433.0	423.4
6/6/91	406.8	407.5	439.3	433.3	425.8
6/7/91	410.1	411.7	438.8	432.0	427.1
6/8/91	414.1	415.7	437.4	431.6	428.1
6/9/91	416.1	417.9	438.0	432.4	429.2
6/10/91	417.3	419.1	436.9	431.8	428.9
6/11/91	418.0	420.0	435.2	430.8	428.2
6/12/91	418.5	420.3	435.2	431.3	428.4
6/13/91	419.4	420.4	436.6	432.1	429.5
6/14/91	420.2	420.9	437.5	433.8	430.4
6/15/91	421.8	421.8	439.6	436.2	432.2
6/16/91	423.2	422.6	441.2	437.4	433.9
6/17/91	423.7	424.1	441.0	437.9	434.2
6/18/91	426.3	427.5	441.9	439.0	436.4
6/19/91	430.3	432.6	443.3	440.7	439.4
6/20/91	436.5	440.1	444.8	443.4	443.6
6/21/91	443.5	447.9	447.9	447.1	448.7
6/22/91	449.0	454.3	450.9	450.6	453.0
6/23/91	453.7	458.7	453.5	452.9	456.5
6/24/91	457.7	462.6	454.8	454.7	459.2
6/25/91	460.1	464.7	455.6	455.9	460.5
6/26/91	461.5	467.2	456.1	456.6	461.4
6/27/91	464.4	469.1	456.7	457.5	462.9
6/28/91	466.1	470.0	458.3	458.8	464.3
6/29/91	466.9	470.0	459.3	459.8	464.8
6/30/91	467.8	471.8	460.6	461.1	465.6
7/1/91	472.4	477.5	463.1	463.7	469.3
7/2/91	479.9	486.1	466.0	467.4	475.6
7/3/91	488.4	495.4	470.3	472.1	482.6

## Daily DSM2 Model Output

Date	Avg Of B1-DB5	Avg Of B1-DB6	Avg Of B2-DB5	Avg Of B2-DB6	Avg Of H3-DB5
7/4/91	496.7	506.1	475.5	478.5	489.7
7/5/91	507.7	516.2	482.5	485.8	499.5
7/6/91	513.6	523.3	487.8	492.2	504.9
7/7/91	518.6	528.4	493.2	497.5	509.9
7/8/91	522.8	531.5	497.6	501.7	513.0
7/9/91	524.7	533.2	500.4	504.6	514.6
7/10/91	525.5	533.7	502.3	506.5	515.3
7/11/91	525.5	532.8	503.7	507.3	515.6
7/12/91	525.7	532.2	504.6	507.8	516.2
7/13/91	525.5	532.9	505.0	508.7	516.5
7/14/91	527.6	535.6	506.7	510.4	519.5
7/15/91	533.2	541.1	509.6	513.4	526.2
7/16/91	540.7	549.3	514.0	518.9	534.0
7/17/91	550.7	559.9	521.8	527.6	543.9
7/18/91	559.7	572.2	530.1	538.9	552.3
7/19/91	569.3	581.6	540.5	548.5	561.8
7/20/91	574.7	587.0	546.6	554.8	566.3
7/21/91	579.1	591.9	551.6	560.6	570.3
7/22/91	584.1	596.4	556.5	566.1	575.5
7/23/91	586.3	598.3	560.7	569.3	578.3
7/24/91	587.2	599.0	562.4	571.1	578.8
7/25/91	587.8	600.1	563.8	572.8	579.6
7/26/91	590.2	600.7	566.4	573.7	581.9
7/27/91	591.0	601.6	567.1	574.7	583.3
7/28/91	593.0	604.8	569.0	576.8	585.4
7/29/91	598.2	610.1	571.9	580.2	591.6
7/30/91	604.4	615.8	576.1	584.6	598.3
7/31/91	608.3	621.9	578.4	588.3	602.0
8/1/91	616.2	630.0	583.2	591.6	608.6
8/2/91	624.0	640.0	587.4	596.1	614.8
8/3/91	634.4	650.0	592.6	601.8	624.1
8/4/91	638.9	656.0	595.7	606.7	629.5
8/5/91	642.0	657.6	599.3	609.6	633.1
8/6/91	641.6	655.7	600.2	609.4	632.4
8/7/91	639.8	653.2	599.1	607.3	630.7
8/8/91	638.8	651.6	597.7	604.6	629.3
8/9/91	638.1	651.9	594.9	602.4	629.1
8/10/91	640.8	654.2	594.7	600.8	632.1
8/11/91	644.0	658.2	592.8	599.1	635.3
8/12/91	648.7	667.0	591.8	599.1	639.7
8/13/91	663.1	683.1	593.6	602.6	653.0
8/14/91	678.9	697.2	598.8	607.9	667.3
8/15/91	691.5	710.2	605.3	614.6	679.3
8/16/91	702.6	724.3	612.2	621.5	688.9
8/17/91	714.9	739.1	617.9	629.6	700.0

## Daily DSM2 Model Output

Date	Avg Of B1-DB5	Avg Of B1-DB6	Avg Of B2-DB5	Avg Of B2-DB6	Avg Of H3-DB5
8/18/91	727.5	751.2	626.2	639.4	712.3
8/19/91	732.6	754.5	633.4	645.8	719.7
8/20/91	734.9	755.8	638.4	650.7	722.5
8/21/91	735.0	754.3	642.0	653.1	722.4
8/22/91	734.1	755.4	643.7	656.8	721.7
8/23/91	735.4	755.2	649.1	660.7	721.9
8/24/91	733.1	751.7	651.3	662.1	720.1
8/25/91	729.8	748.5	650.6	662.3	716.5
8/26/91	728.9	747.3	652.5	662.6	715.2
8/27/91	728.9	747.9	652.3	663.3	714.9
8/28/91	731.0	748.8	654.0	664.2	716.4
8/29/91	731.8	750.1	654.2	665.8	716.9
8/30/91	732.6	751.2	656.8	667.2	717.3
8/31/91	737.0	758.3	658.8	668.4	720.6
9/1/91	743.6	766.1	659.8	669.5	726.4
9/2/91	743.0	764.0	657.6	669.6	727.2
9/3/91	741.0	759.8	657.4	669.3	724.1
9/4/91	742.3	757.8	659.6	670.8	724.8
9/5/91	736.7	753.1	659.0	669.0	720.6
9/6/91	731.8	747.1	655.2	663.0	715.3
9/7/91	733.8	749.3	651.2	658.6	716.5
9/8/91	741.4	761.3	648.0	658.4	724.7
9/9/91	753.2	772.9	649.5	658.6	736.0
9/10/91	762.9	788.5	648.3	659.4	744.2
9/11/91	782.0	809.3	650.7	661.9	760.2
9/12/91	801.3	830.4	654.0	666.2	778.2
9/13/91	820.4	849.7	657.7	670.7	795.2
9/14/91	840.1	867.4	663.2	675.8	812.9
9/15/91	854.4	884.2	667.3	681.1	829.1
9/16/91	866.5	900.1	671.0	687.4	840.5
9/17/91	881.7	911.5	677.9	693.9	854.8
9/18/91	890.1	917.7	684.7	698.9	864.3
9/19/91	894.7	924.0	687.7	703.0	867.5
9/20/91	900.4	931.8	692.7	707.2	874.0
9/21/91	908.5	934.9	696.9	709.2	880.4
9/22/91	907.0	937.2	696.7	708.6	880.5
9/23/91	916.6	947.3	696.7	710.1	889.3
9/24/91	925.2	960.2	699.0	713.7	898.5
9/25/91	936.3	969.5	702.2	717.0	908.2
9/26/91	943.6	977.2	705.5	718.9	914.5
9/27/91	951.8	985.5	707.3	720.6	922.7
9/28/91	958.1	991.1	707.3	720.1	929.2
9/29/91	962.8	991.2	707.1	717.3	934.2
9/30/91	942.0	1053.9	692.7	739.8	906.5



**Daily DSM2 Model Output**

Date	Avg Of B1-DB5	Avg Of B1-DB6	Avg Of B2-DB5	Avg Of B2-DB6	Avg Of H3-DB5
Average =	524.6	531.3	448.4	444.6	475.3

## Daily DSM2

Date	Avg Of H3-DB6	Avg Of H4-DB5	Avg Of H4-DB6	Avg Of NAA-DB5	Avg Of NAA-DB6
10/1/74	1.4	1.9	1.4	1.3	1.2
10/2/74	5.3	6.4	5.2	4.0	3.7
10/3/74	9.6	11.1	9.3	6.2	5.8
10/4/74	13.7	15.1	13.3	7.8	7.2
10/5/74	17.8	19.1	17.4	9.1	8.4
10/6/74	22.4	23.6	21.4	10.2	9.6
10/7/74	30.1	30.4	26.2	11.4	10.6
10/8/74	42.0	42.1	34.1	12.7	12.4
10/9/74	54.7	57.5	44.9	15.6	16.1
10/10/74	65.7	72.2	56.4	23.2	24.3
10/11/74	77.0	87.4	69.6	35.7	35.5
10/12/74	85.3	96.8	78.6	48.6	46.9
10/13/74	92.5	104.8	87.1	60.3	57.5
10/14/74	93.3	100.1	87.3	70.7	67.7
10/15/74	79.7	81.7	74.0	80.6	77.5
10/16/74	67.9	67.7	63.1	90.8	87.0
10/17/74	60.5	59.7	56.7	100.2	96.6
10/18/74	57.7	56.6	54.6	109.9	105.8
10/19/74	57.9	56.4	55.3	118.8	114.3
10/20/74	60.1	58.3	57.8	127.3	122.1
10/21/74	64.1	62.3	61.9	133.8	128.2
10/22/74	68.9	66.7	66.7	141.4	134.1
10/23/74	74.8	72.3	72.4	148.9	140.5
10/24/74	82.2	79.2	79.5	155.4	147.1
10/25/74	90.8	87.5	88.0	163.2	153.8
10/26/74	100.4	96.8	97.5	168.2	159.4
10/27/74	115.1	111.3	111.6	175.2	164.3
10/28/74	124.6	120.9	121.5	182.8	172.2
10/29/74	135.5	132.3	133.3	187.5	176.2
10/30/74	147.8	145.0	146.0	190.2	179.8
10/31/74	156.0	150.6	153.4	195.7	185.1
11/1/74	158.8	152.8	155.9	199.9	189.6
11/2/74	159.4	154.8	155.8	207.1	195.6
11/3/74	173.7	176.9	166.8	213.8	201.8
11/4/74	206.9	215.4	194.9	219.3	206.5
11/5/74	246.1	253.5	229.5	221.2	211.6
11/6/74	278.8	285.4	261.0	226.2	215.3
11/7/74	308.8	315.5	291.7	230.2	219.2
11/8/74	333.8	341.2	318.2	233.7	222.4
11/9/74	346.3	352.7	331.8	234.9	224.9
11/10/74	355.5	362.2	341.9	239.9	227.0
11/11/74	360.3	365.1	347.4	242.0	228.5
11/12/74	367.0	371.8	354.7	242.3	229.7
11/13/74	375.0	380.2	363.1	243.1	230.7
11/14/74	385.6	391.0	374.2	244.2	231.6

## Daily DSM2

Date	Avg Of H3-DB6	Avg Of H4-DB5	Avg Of H4-DB6	Avg Of NAA-DB5	Avg Of NAA-DB6
11/15/74	406.0	413.5	395.3	244.3	232.8
11/16/74	426.4	434.0	416.8	246.8	234.2
11/17/74	442.8	448.4	434.7	248.4	235.5
11/18/74	457.9	463.5	451.6	247.7	237.1
11/19/74	463.7	469.1	458.3	250.7	237.9
11/20/74	465.2	471.0	460.1	250.9	239.4
11/21/74	482.0	487.8	478.5	252.3	243.2
11/22/74	489.1	493.1	486.3	253.6	244.3
11/23/74	491.2	494.4	488.5	254.4	244.7
11/24/74	493.4	497.3	490.9	256.3	245.8
11/25/74	495.1	498.1	492.8	258.1	245.1
11/26/74	495.4	497.7	493.3	256.7	245.1
11/27/74	493.8	496.2	491.6	256.3	244.9
11/28/74	492.7	494.9	490.6	256.6	246.1
11/29/74	492.1	493.6	490.1	257.4	246.6
11/30/74	471.6	487.7	474.0	254.1	245.3
12/1/74	395.8	421.2	402.1	251.8	242.5
12/2/74	341.7	355.2	344.3	248.9	238.9
12/3/74	323.3	334.4	323.8	246.7	237.0
12/4/74	316.9	327.6	317.0	244.3	234.9
12/5/74	310.4	322.7	310.3	241.7	232.1
12/6/74	301.5	321.9	301.5	241.3	229.5
12/7/74	294.5	317.3	294.5	237.3	226.2
12/8/74	285.2	304.4	285.3	235.4	225.1
12/9/74	277.3	293.2	277.5	232.2	222.9
12/10/74	272.5	286.0	272.7	229.6	221.1
12/11/74	267.0	277.5	267.1	227.6	220.2
12/12/74	263.5	273.8	263.6	226.9	219.9
12/13/74	259.8	268.4	259.9	226.5	220.0
12/14/74	257.3	265.9	257.4	226.9	220.4
12/15/74	255.7	263.8	255.7	228.1	222.4
12/16/74	254.8	263.2	254.8	230.6	224.3
12/17/74	254.5	263.2	254.4	232.9	226.7
12/18/74	254.1	264.1	254.0	235.4	229.4
12/19/74	253.7	266.9	253.6	237.7	232.5
12/20/74	251.9	268.7	251.8	240.5	236.9
12/21/74	249.5	269.6	249.3	243.6	242.0
12/22/74	252.1	268.5	252.0	246.5	246.2
12/23/74	256.7	265.1	256.5	251.3	252.5
12/24/74	258.7	265.6	258.4	257.8	259.5
12/25/74	262.5	267.6	262.2	266.4	270.5
12/26/74	271.1	273.3	270.8	283.1	291.4
12/27/74	283.8	283.3	283.5	306.0	318.4
12/28/74	299.7	295.2	299.3	333.1	352.1
12/29/74	324.6	315.5	324.1	372.7	401.5

## Daily DSM2

Date	Avg Of H3-DB6	Avg Of H4-DB5	Avg Of H4-DB6	Avg Of NAA-DB5	Avg Of NAA-DB6
12/30/74	348.6	333.2	348.1	400.7	435.2
12/31/74	362.9	358.1	362.4	434.3	471.3
1/1/75	373.2	370.6	372.7	470.9	489.0
1/2/75	375.9	375.8	375.4	487.9	502.9
1/3/75	380.9	381.4	380.5	503.9	523.6
1/4/75	385.8	387.7	385.4	516.1	535.6
1/5/75	390.5	391.7	390.1	537.6	560.4
1/6/75	394.7	396.5	394.3	549.2	573.8
1/7/75	398.7	400.2	398.3	561.3	580.3
1/8/75	404.2	407.9	403.9	559.5	577.6
1/9/75	411.6	416.9	411.2	566.3	582.8
1/10/75	419.2	426.7	418.9	570.9	586.0
1/11/75	430.6	440.4	430.3	572.6	587.3
1/12/75	442.2	454.1	441.8	575.3	589.4
1/13/75	449.5	461.0	449.2	577.2	588.2
1/14/75	458.7	471.0	458.4	573.8	583.5
1/15/75	470.7	483.4	470.4	569.8	577.2
1/16/75	487.2	502.8	486.9	565.3	571.4
1/17/75	499.7	516.2	499.4	561.5	566.4
1/18/75	507.6	522.6	507.3	556.1	560.9
1/19/75	509.7	523.3	509.4	551.7	554.7
1/20/75	507.5	518.7	507.3	544.9	545.9
1/21/75	506.7	518.3	506.4	538.6	538.0
1/22/75	507.5	517.5	507.2	531.2	530.5
1/23/75	508.0	517.8	507.7	524.3	522.5
1/24/75	507.7	516.6	507.4	517.5	514.4
1/25/75	510.5	520.0	510.3	512.2	508.9
1/26/75	519.0	529.2	518.8	509.2	506.9
1/27/75	527.4	538.9	527.1	505.0	502.3
1/28/75	537.8	550.0	537.5	501.4	498.6
1/29/75	547.9	561.2	547.6	498.5	494.9
1/30/75	551.5	563.1	551.2	495.1	491.6
1/31/75	545.1	553.1	544.9	491.3	488.6
2/1/75	544.9	552.8	544.7	491.2	488.1
2/2/75	548.4	555.3	548.2	493.1	488.8
2/3/75	539.3	545.1	539.1	486.8	481.8
2/4/75	537.7	542.9	537.5	488.6	483.9
2/5/75	536.2	541.5	536.0	487.6	482.2
2/6/75	535.4	540.8	535.2	486.4	480.6
2/7/75	537.1	542.1	536.9	486.6	480.6
2/8/75	540.6	545.4	540.5	487.1	481.0
2/9/75	547.2	550.8	547.0	489.6	483.8
2/10/75	556.0	559.4	555.8	495.1	489.9
2/11/75	563.8	566.6	563.6	496.0	488.2
2/12/75	569.7	573.4	569.6	490.2	480.9

## Daily DSM2

Date	Avg Of H3-DB6	Avg Of H4-DB5	Avg Of H4-DB6	Avg Of NAA-DB5	Avg Of NAA-DB6
2/13/75	576.3	579.5	576.2	489.0	480.6
2/14/75	583.2	586.3	583.1	491.6	482.3
2/15/75	589.4	592.2	589.2	491.2	483.3
2/16/75	594.8	597.5	594.7	491.6	484.7
2/17/75	599.3	602.0	599.2	487.6	480.6
2/18/75	602.6	605.6	602.5	475.1	465.6
2/19/75	604.9	601.9	604.8	465.6	456.9
2/20/75	599.6	589.2	599.5	463.0	455.1
2/21/75	585.4	568.2	585.3	459.6	452.8
2/22/75	571.3	554.6	571.2	452.6	445.9
2/23/75	565.3	552.0	565.2	442.8	435.4
2/24/75	567.5	557.2	567.4	430.6	423.9
2/25/75	564.3	554.0	564.2	425.8	419.6
2/26/75	557.9	547.1	557.8	420.4	413.1
2/27/75	558.3	549.2	558.2	410.3	401.1
2/28/75	566.6	563.9	566.5	397.8	388.6
3/1/75	577.2	579.0	577.1	386.3	378.7
3/2/75	581.9	585.9	581.7	376.8	363.7
3/3/75	580.5	586.5	580.4	364.8	345.3
3/4/75	571.9	579.5	571.7	348.3	335.8
3/5/75	563.7	572.0	563.5	340.0	328.7
3/6/75	549.6	558.4	549.4	329.6	320.6
3/7/75	549.7	558.5	549.5	334.3	322.6
3/8/75	558.7	567.8	558.7	335.2	327.2
3/9/75	553.7	562.1	552.9	329.3	317.6
3/10/75	549.6	558.4	549.0	326.9	318.5
3/11/75	554.2	562.5	553.7	325.6	319.0
3/12/75	556.1	563.4	555.6	325.4	317.1
3/13/75	557.4	565.5	557.0	323.1	315.4
3/14/75	559.3	567.0	558.9	319.9	314.1
3/15/75	557.7	565.2	557.3	315.2	308.5
3/16/75	562.2	569.3	561.9	314.7	310.4
3/17/75	560.8	567.9	560.4	312.4	305.3
3/18/75	559.2	566.4	558.9	311.1	303.3
3/19/75	561.1	566.5	560.8	310.4	303.3
3/20/75	558.6	566.6	558.3	307.1	297.9
3/21/75	550.6	557.3	550.2	303.0	296.9
3/22/75	560.4	564.9	560.0	307.8	303.3
3/23/75	559.6	564.3	559.1	305.5	301.3
3/24/75	549.2	555.7	548.6	303.2	300.9
3/25/75	560.4	561.7	560.0	309.9	306.1
3/26/75	557.3	556.5	557.0	308.4	305.5
3/27/75	553.4	552.8	553.2	306.9	304.4
3/28/75	550.6	550.0	550.3	306.0	303.6
3/29/75	544.9	546.7	544.6	303.0	301.0

## Daily DSM2

Date	Avg Of H3-DB6	Avg Of H4-DB5	Avg Of H4-DB6	Avg Of NAA-DB5	Avg Of NAA-DB6
3/30/75	542.1	544.4	541.8	300.8	297.0
3/31/75	540.7	529.6	540.3	307.5	302.5
4/1/75	501.4	473.6	500.7	315.8	315.5
4/2/75	457.0	428.6	456.2	316.7	318.8
4/3/75	427.1	402.3	426.3	317.7	319.1
4/4/75	402.5	383.0	401.8	323.6	322.4
4/5/75	383.8	370.8	383.3	333.6	330.1
4/6/75	374.2	366.8	373.9	347.2	342.6
4/7/75	377.9	374.1	377.7	355.9	352.3
4/8/75	383.0	380.1	382.8	362.9	360.5
4/9/75	388.7	386.2	388.6	367.2	366.0
4/10/75	394.2	391.4	394.1	369.7	369.4
4/11/75	399.2	395.6	399.1	371.8	372.2
4/12/75	404.7	400.8	404.7	373.6	374.3
4/13/75	409.9	406.2	409.9	375.6	376.2
4/14/75	414.3	410.0	414.2	377.0	378.1
4/15/75	417.1	412.4	417.1	378.1	379.5
4/16/75	416.4	410.8	416.4	377.1	379.5
4/17/75	414.4	408.0	414.4	375.7	378.5
4/18/75	411.7	406.1	411.7	374.6	377.2
4/19/75	410.7	406.0	410.7	375.6	377.5
4/20/75	410.3	405.6	410.3	377.3	379.1
4/21/75	410.3	405.5	410.3	378.7	380.4
4/22/75	411.4	406.9	411.4	379.8	381.6
4/23/75	415.1	411.5	415.1	382.2	383.9
4/24/75	419.1	415.2	419.1	383.4	385.5
4/25/75	420.8	415.7	420.8	382.0	385.1
4/26/75	421.3	415.6	421.4	381.3	384.5
4/27/75	421.2	415.7	421.2	381.6	384.7
4/28/75	420.8	415.7	420.8	382.7	385.6
4/29/75	420.2	415.0	420.2	383.9	386.6
4/30/75	425.5	423.7	425.4	384.4	387.1
5/1/75	431.2	430.4	431.1	384.8	387.4
5/2/75	431.3	432.2	431.3	388.3	389.9
5/3/75	428.0	430.6	428.0	391.4	392.9
5/4/75	420.5	424.3	420.5	394.8	395.8
5/5/75	408.6	412.7	408.6	399.5	399.6
5/6/75	395.2	400.4	395.2	403.9	403.1
5/7/75	384.9	388.6	384.9	407.1	405.6
5/8/75	378.2	381.0	378.2	409.3	407.3
5/9/75	373.0	376.0	373.0	411.0	408.6
5/10/75	370.0	372.9	369.9	412.5	410.4
5/11/75	362.8	366.1	362.7	412.8	409.7
5/12/75	356.2	358.2	356.1	411.1	407.2
5/13/75	355.8	358.3	355.7	412.8	409.1

## Daily DSM2

Date	Avg Of H3-DB6	Avg Of H4-DB5	Avg Of H4-DB6	Avg Of NAA-DB5	Avg Of NAA-DB6
5/14/75	354.0	356.6	354.0	415.1	411.6
5/15/75	350.4	353.0	350.3	415.9	412.4
5/16/75	347.8	350.8	347.7	417.8	414.0
5/17/75	345.5	349.6	345.4	419.6	416.2
5/18/75	341.2	345.0	341.1	420.1	416.4
5/19/75	339.4	344.1	339.3	421.5	417.7
5/20/75	335.8	341.1	335.7	421.3	417.4
5/21/75	334.3	337.8	334.3	419.7	415.3
5/22/75	332.6	337.4	332.5	417.3	412.9
5/23/75	330.5	334.9	330.5	414.4	409.7
5/24/75	327.9	331.6	327.9	411.4	406.6
5/25/75	327.5	331.2	327.5	411.6	406.6
5/26/75	327.5	330.2	327.5	412.9	408.0
5/27/75	326.1	330.0	326.1	413.5	408.5
5/28/75	325.0	328.9	325.0	414.1	409.3
5/29/75	323.8	328.3	323.8	415.2	410.6
5/30/75	322.8	327.3	322.8	417.7	413.1
5/31/75	324.0	330.3	324.0	410.0	405.4
6/1/75	331.5	338.6	331.6	382.8	372.6
6/2/75	336.7	343.2	336.7	349.8	335.9
6/3/75	340.5	346.7	340.6	326.5	313.4
6/4/75	345.5	351.2	345.5	315.4	304.9
6/5/75	351.3	357.3	351.3	310.2	299.5
6/6/75	356.8	362.7	356.8	304.4	295.3
6/7/75	361.6	367.7	361.7	299.4	293.0
6/8/75	364.8	371.3	364.8	296.8	289.4
6/9/75	369.2	375.7	369.3	295.9	288.7
6/10/75	374.8	382.4	374.8	295.6	289.2
6/11/75	383.0	392.5	383.0	298.1	292.0
6/12/75	392.5	404.4	392.6	301.9	294.3
6/13/75	402.1	416.0	402.2	302.3	294.4
6/14/75	412.0	427.9	412.1	303.8	293.7
6/15/75	429.1	450.8	429.2	303.4	294.4
6/16/75	463.1	491.6	463.2	308.4	296.8
6/17/75	497.8	528.5	497.9	312.1	299.1
6/18/75	521.6	549.2	521.7	314.5	301.0
6/19/75	540.2	564.3	540.3	317.3	302.6
6/20/75	547.7	568.9	547.8	316.6	302.3
6/21/75	548.0	566.5	548.1	315.9	302.1
6/22/75	544.5	562.3	544.6	317.0	301.1
6/23/75	542.0	558.8	542.1	315.6	300.9
6/24/75	544.5	561.0	544.6	315.9	301.3
6/25/75	538.8	555.3	538.9	312.7	297.1
6/26/75	533.3	548.8	533.4	312.8	293.4
6/27/75	529.9	545.1	529.9	307.9	288.6

## Daily DSM2

Date	Avg Of H3-DB6	Avg Of H4-DB5	Avg Of H4-DB6	Avg Of NAA-DB5	Avg Of NAA-DB6
6/28/75	523.8	538.5	523.9	304.0	284.0
6/29/75	518.4	531.7	518.4	298.8	280.8
6/30/75	505.7	513.0	504.1	299.7	260.7
7/1/75	463.3	477.8	466.5	277.2	250.8
7/2/75	420.5	443.3	427.5	274.5	245.3
7/3/75	401.4	422.7	407.8	269.1	241.1
7/4/75	392.0	414.3	399.2	267.2	240.1
7/5/75	387.1	409.7	395.5	264.9	243.6
7/6/75	383.5	408.7	393.8	263.8	247.0
7/7/75	379.8	405.1	391.4	262.9	248.8
7/8/75	376.8	402.7	388.7	264.0	251.5
7/9/75	375.4	400.8	388.1	266.5	255.4
7/10/75	371.9	397.6	385.1	269.4	258.9
7/11/75	366.8	392.5	380.4	273.3	261.6
7/12/75	360.0	385.4	373.0	276.3	264.5
7/13/75	354.2	378.6	366.6	279.5	269.6
7/14/75	354.5	377.9	365.5	282.1	273.2
7/15/75	349.9	377.1	362.2	283.3	276.9
7/16/75	342.8	370.0	355.7	286.1	280.4
7/17/75	338.3	366.6	352.1	288.6	283.3
7/18/75	334.3	362.9	348.5	291.0	287.1
7/19/75	331.6	359.4	346.1	293.6	291.4
7/20/75	329.3	357.1	344.3	296.6	295.7
7/21/75	326.6	353.0	341.1	301.3	299.8
7/22/75	324.2	350.4	338.4	304.9	304.8
7/23/75	322.9	348.5	337.3	308.6	307.6
7/24/75	319.4	344.5	333.1	312.0	311.0
7/25/75	317.8	341.8	331.0	314.3	312.4
7/26/75	316.1	340.8	329.4	316.1	313.4
7/27/75	312.3	336.3	325.6	317.5	313.9
7/28/75	310.1	336.0	323.5	316.0	314.0
7/29/75	306.8	333.1	319.7	314.3	312.6
7/30/75	300.8	329.9	313.4	313.7	311.8
7/31/75	296.6	324.2	308.2	314.1	308.3
8/1/75	294.8	319.1	305.9	313.5	305.3
8/2/75	294.9	317.6	305.9	313.5	306.2
8/3/75	293.6	314.5	304.5	314.2	309.6
8/4/75	294.9	313.9	305.4	316.8	316.4
8/5/75	295.8	313.9	305.9	322.4	322.7
8/6/75	297.5	315.4	307.3	328.1	330.3
8/7/75	295.0	312.8	304.3	334.5	336.8
8/8/75	293.1	310.2	301.7	339.4	343.0
8/9/75	291.5	308.5	299.4	344.0	348.0
8/10/75	291.2	306.4	298.5	347.8	351.6
8/11/75	291.9	306.9	299.1	352.3	356.5



## Daily DSM2

Date	Avg Of H3-DB6	Avg Of H4-DB5	Avg Of H4-DB6	Avg Of NAA-DB5	Avg Of NAA-DB6
8/12/75	292.9	307.8	299.8	356.6	361.6
8/13/75	292.3	308.3	299.3	360.8	366.3
8/14/75	292.0	307.8	298.7	364.5	370.3
8/15/75	293.9	308.1	300.4	368.8	375.3
8/16/75	297.1	311.0	303.5	375.3	384.5
8/17/75	298.8	312.6	305.2	384.8	398.0
8/18/75	300.3	313.3	306.5	396.3	413.5
8/19/75	304.1	315.6	309.9	407.7	430.4
8/20/75	307.0	318.2	312.6	422.3	451.6
8/21/75	311.5	321.2	316.8	437.6	469.5
8/22/75	314.8	324.0	319.8	451.5	483.9
8/23/75	317.3	326.9	322.0	463.9	496.0
8/24/75	320.2	329.4	324.8	470.1	499.1
8/25/75	322.4	331.1	327.1	476.4	502.7
8/26/75	324.8	333.6	329.6	481.8	505.1
8/27/75	327.8	336.4	332.6	482.0	502.6
8/28/75	330.1	338.4	334.8	481.7	499.3
8/29/75	332.3	340.0	337.0	481.9	495.0
8/30/75	335.0	342.1	339.6	482.3	491.6
8/31/75	337.7	344.6	342.3	484.8	494.1
9/1/75	339.4	346.4	344.1	489.0	503.5
9/2/75	341.1	347.8	345.6	496.8	515.4
9/3/75	342.6	349.2	346.9	509.3	531.9
9/4/75	344.1	350.3	348.1	522.2	551.4
9/5/75	344.8	351.7	348.7	538.9	575.0
9/6/75	345.2	351.8	348.9	551.8	592.1
9/7/75	344.9	352.0	348.4	563.9	600.0
9/8/75	343.6	350.7	346.9	569.2	603.8
9/9/75	342.5	349.4	345.6	573.5	603.2
9/10/75	340.3	346.9	343.1	575.4	600.7
9/11/75	338.3	344.8	341.0	576.0	596.7
9/12/75	335.8	342.7	338.3	574.9	591.3
9/13/75	333.5	340.5	335.8	571.9	585.0
9/14/75	330.8	337.7	333.0	567.1	574.8
9/15/75	327.4	334.1	329.4	561.5	561.5
9/16/75	324.2	331.1	326.0	554.2	546.5
9/17/75	321.1	328.1	322.8	546.1	530.7
9/18/75	318.2	325.9	319.8	533.9	514.3
9/19/75	314.8	322.2	316.3	519.8	498.3
9/20/75	312.1	319.8	313.5	500.7	480.0
9/21/75	310.2	317.7	311.5	492.3	463.2
9/22/75	308.9	316.6	310.0	475.2	447.5
9/23/75	304.2	313.1	305.3	459.7	430.9
9/24/75	300.6	309.5	301.6	445.8	414.8
9/25/75	297.9	306.2	298.8	434.0	400.4

## Daily DSM2

Date	Avg Of H3-DB6	Avg Of H4-DB5	Avg Of H4-DB6	Avg Of NAA-DB5	Avg Of NAA-DB6
9/26/75	298.7	305.9	299.6	427.2	391.0
9/27/75	299.2	305.8	300.0	418.3	382.6
9/28/75	296.9	304.1	297.6	408.5	373.6
9/29/75	295.0	301.9	295.7	401.2	364.4
9/30/75	297.7	303.4	298.3	389.7	367.9
10/1/75	305.1	310.5	305.8	375.0	364.8
10/2/75	312.3	317.4	313.0	365.8	358.3
10/3/75	319.7	325.3	320.5	362.0	351.4
10/4/75	327.3	334.1	328.1	356.4	343.9
10/5/75	334.4	341.9	335.3	348.2	336.3
10/6/75	342.7	351.6	343.8	342.4	329.1
10/7/75	353.3	364.0	354.5	334.7	322.0
10/8/75	361.2	372.6	362.6	327.3	314.4
10/9/75	366.3	376.3	367.8	321.8	306.9
10/10/75	379.5	390.8	381.1	316.7	302.9
10/11/75	392.7	403.9	394.3	313.7	296.8
10/12/75	405.7	416.0	407.2	309.2	293.1
10/13/75	415.2	423.2	416.6	304.4	289.1
10/14/75	419.4	425.6	420.5	304.1	284.6
10/15/75	413.6	420.2	414.9	296.8	277.4
10/16/75	405.1	412.6	406.5	291.4	273.4
10/17/75	394.9	402.6	396.3	287.3	269.5
10/18/75	386.9	393.9	388.3	285.7	267.7
10/19/75	379.3	386.1	380.7	282.4	264.1
10/20/75	372.7	379.6	373.9	279.1	261.7
10/21/75	371.3	377.1	372.5	277.3	261.7
10/22/75	371.8	377.7	373.0	272.6	260.5
10/23/75	371.5	376.7	372.5	272.3	259.8
10/24/75	370.0	375.2	370.9	269.0	258.6
10/25/75	365.6	371.5	366.4	268.1	256.1
10/26/75	365.4	369.7	366.1	270.2	256.0
10/27/75	366.5	371.0	367.1	269.4	253.7
10/28/75	366.3	371.1	366.9	268.7	251.8
10/29/75	364.4	369.1	364.9	270.1	248.3
10/30/75	366.8	370.8	367.3	266.1	251.5
10/31/75	369.8	373.9	370.3	258.9	248.4
11/1/75	376.0	379.9	376.6	261.9	253.5
11/2/75	383.2	387.1	383.8	265.8	257.6
11/3/75	389.1	393.3	389.7	267.2	258.8
11/4/75	395.8	401.1	396.5	267.8	259.7
11/5/75	405.4	411.9	406.0	269.7	262.8
11/6/75	416.6	422.8	417.2	273.2	266.3
11/7/75	425.4	430.7	425.9	275.0	268.0
11/8/75	432.1	438.1	432.6	274.2	267.3
11/9/75	439.2	446.7	439.6	272.2	265.7

## Daily DSM2

Date	Avg Of H3-DB6	Avg Of H4-DB5	Avg Of H4-DB6	Avg Of NAA-DB5	Avg Of NAA-DB6
11/10/75	454.3	464.4	454.6	274.3	268.7
11/11/75	463.7	474.0	464.1	277.1	269.6
11/12/75	468.7	478.5	468.9	277.3	269.2
11/13/75	473.4	482.9	473.7	279.5	270.5
11/14/75	480.3	489.7	480.6	282.4	272.3
11/15/75	489.5	497.9	489.8	284.6	273.4
11/16/75	499.3	505.7	499.2	286.8	275.9
11/17/75	504.1	509.5	504.3	287.2	275.4
11/18/75	506.9	512.0	507.1	286.4	274.9
11/19/75	508.8	513.6	509.0	287.2	275.7
11/20/75	510.5	514.6	510.7	288.2	276.5
11/21/75	513.1	517.0	513.3	289.6	278.6
11/22/75	516.3	519.9	516.5	291.4	281.2
11/23/75	519.1	522.0	519.2	292.3	282.1
11/24/75	520.9	524.1	521.1	290.0	280.6
11/25/75	523.2	526.3	523.3	289.4	279.8
11/26/75	524.3	527.5	524.4	291.2	279.5
11/27/75	526.5	529.4	526.6	290.4	280.0
11/28/75	529.0	531.1	529.2	293.8	282.4
11/29/75	529.8	531.4	529.9	294.3	282.1
11/30/75	522.7	528.0	522.9	292.5	274.5
12/1/75	458.1	484.9	467.5	277.4	260.5
12/2/75	388.9	418.0	399.8	270.1	254.3
12/3/75	359.0	383.3	367.3	265.3	249.7
12/4/75	343.4	365.3	350.8	260.7	245.6
12/5/75	333.0	356.7	341.0	255.8	242.1
12/6/75	324.1	349.6	332.2	251.1	237.8
12/7/75	314.7	339.9	323.0	247.1	233.6
12/8/75	304.9	333.7	314.8	243.9	228.1
12/9/75	295.0	334.0	306.7	241.2	223.1
12/10/75	281.7	330.5	305.7	236.6	218.8
12/11/75	278.4	316.6	291.6	230.1	216.0
12/12/75	273.3	305.2	284.9	227.7	217.0
12/13/75	269.9	300.3	281.5	226.4	216.4
12/14/75	264.9	285.8	274.6	224.6	215.8
12/15/75	260.1	277.7	269.0	222.9	215.5
12/16/75	256.0	271.8	264.9	221.8	216.1
12/17/75	252.7	267.8	260.9	221.9	217.7
12/18/75	251.3	264.7	258.2	223.6	220.9
12/19/75	252.6	263.7	258.0	227.3	226.6
12/20/75	255.2	265.4	258.3	233.2	234.5
12/21/75	260.3	267.5	261.1	241.0	244.0
12/22/75	266.5	270.1	265.6	249.7	254.7
12/23/75	273.6	273.8	270.3	258.2	267.2
12/24/75	280.9	279.4	274.5	268.0	280.0

## Daily DSM2

Date	Avg Of H3-DB6	Avg Of H4-DB5	Avg Of H4-DB6	Avg Of NAA-DB5	Avg Of NAA-DB6
12/25/75	288.3	283.8	280.3	276.3	294.4
12/26/75	296.8	287.1	283.9	288.9	305.3
12/27/75	306.4	291.1	289.5	301.4	317.5
12/28/75	318.7	296.7	296.9	319.0	335.9
12/29/75	333.2	304.2	306.3	337.7	357.4
12/30/75	352.4	314.3	318.4	361.3	384.9
12/31/75	369.9	327.2	330.3	397.8	416.4
1/1/76	373.1	335.4	336.2	421.8	436.8
1/2/76	374.6	341.9	341.3	438.2	455.5
1/3/76	377.4	348.8	347.0	456.4	477.2
1/4/76	381.9	357.5	354.1	477.1	497.9
1/5/76	389.5	370.3	364.2	493.3	512.4
1/6/76	402.2	389.4	378.9	509.4	527.6
1/7/76	412.1	401.8	390.0	527.2	548.7
1/8/76	415.8	404.4	394.3	535.9	560.7
1/9/76	422.6	412.7	402.0	546.3	567.1
1/10/76	427.6	417.1	407.8	558.3	579.1
1/11/76	430.0	419.2	410.8	565.0	579.8
1/12/76	432.1	421.4	413.3	565.1	576.4
1/13/76	434.5	423.5	416.2	562.2	573.2
1/14/76	439.3	429.4	421.3	559.3	568.6
1/15/76	443.4	434.3	425.8	556.1	564.7
1/16/76	447.9	439.3	430.4	553.3	561.7
1/17/76	453.1	445.6	436.1	552.3	560.1
1/18/76	461.4	455.0	444.7	553.9	560.7
1/19/76	474.1	470.5	457.7	555.4	561.6
1/20/76	491.5	490.7	475.5	557.9	563.6
1/21/76	505.0	504.3	489.0	560.9	566.6
1/22/76	511.3	509.2	495.4	563.0	569.1
1/23/76	514.4	512.3	498.7	564.9	570.3
1/24/76	517.4	514.6	502.0	565.4	571.0
1/25/76	521.1	518.2	505.9	564.3	569.4
1/26/76	525.5	521.9	510.6	562.5	566.5
1/27/76	525.3	521.0	510.7	559.6	562.6
1/28/76	527.3	522.9	513.0	556.8	559.1
1/29/76	532.7	528.7	518.5	554.2	556.9
1/30/76	541.3	538.7	527.2	552.8	555.6
1/31/76	541.3	537.7	527.7	553.2	556.0
2/1/76	513.8	508.8	500.2	554.5	557.8
2/2/76	491.4	485.7	476.9	556.6	560.3
2/3/76	478.5	473.8	464.1	559.1	562.8
2/4/76	473.3	469.9	459.6	561.8	566.4
2/5/76	469.2	469.3	456.3	565.0	569.9
2/6/76	463.7	466.4	451.6	568.5	573.5
2/7/76	453.5	461.1	442.0	571.0	575.2

## Daily DSM2

Date	Avg Of H3-DB6	Avg Of H4-DB5	Avg Of H4-DB6	Avg Of NAA-DB5	Avg Of NAA-DB6
2/8/76	443.3	452.5	432.5	572.9	576.6
2/9/76	447.8	456.9	437.7	572.2	577.3
2/10/76	449.2	459.0	439.6	570.8	575.5
2/11/76	443.0	453.4	434.0	568.3	571.9
2/12/76	443.3	453.0	434.8	565.0	568.9
2/13/76	447.4	456.0	439.5	563.8	567.5
2/14/76	448.2	458.3	440.8	562.9	566.7
2/15/76	448.7	459.0	441.6	563.1	566.5
2/16/76	449.5	460.0	442.8	564.4	566.7
2/17/76	448.1	460.0	441.6	565.0	567.3
2/18/76	443.7	456.4	437.5	564.7	566.8
2/19/76	445.9	457.3	439.9	563.9	567.3
2/20/76	439.6	454.7	433.8	563.0	564.5
2/21/76	429.6	446.8	424.1	558.2	558.0
2/22/76	421.7	439.7	416.6	551.6	549.1
2/23/76	425.8	443.4	420.9	545.8	543.7
2/24/76	429.9	447.2	425.3	541.0	538.2
2/25/76	425.6	444.0	421.2	533.2	529.8
2/26/76	424.2	443.8	420.1	527.6	523.4
2/27/76	426.0	443.7	422.1	523.3	518.5
2/28/76	417.6	437.5	413.9	515.0	509.7
2/29/76	419.3	433.3	415.5	508.8	505.4
3/1/76	422.6	437.2	418.6	507.0	502.4
3/2/76	426.5	440.4	422.6	506.6	502.3
3/3/76	433.0	446.5	429.4	509.1	504.4
3/4/76	434.1	449.3	430.5	507.2	502.7
3/5/76	431.2	445.9	427.9	505.2	500.5
3/6/76	421.0	440.0	418.2	499.1	494.2
3/7/76	408.1	429.2	406.1	491.8	485.4
3/8/76	404.7	426.1	402.7	485.9	479.1
3/9/76	403.0	424.4	401.0	478.8	472.4
3/10/76	408.7	427.3	406.6	476.2	469.6
3/11/76	415.3	431.2	412.9	473.8	467.1
3/12/76	417.4	433.3	415.1	469.6	462.3
3/13/76	415.4	431.9	413.3	463.2	454.7
3/14/76	415.8	432.1	413.8	457.8	450.0
3/15/76	414.8	430.5	412.8	452.3	444.1
3/16/76	408.8	425.5	407.1	445.3	435.2
3/17/76	406.3	422.0	404.5	437.7	429.8
3/18/76	412.5	424.1	410.6	438.3	432.3
3/19/76	416.8	428.5	414.8	438.2	432.1
3/20/76	408.2	424.2	406.7	429.6	421.9
3/21/76	397.2	414.4	396.0	419.6	410.8
3/22/76	395.8	412.2	394.8	414.7	406.2
3/23/76	395.9	413.0	394.7	410.9	401.9

## Daily DSM2

Date	Avg Of H3-DB6	Avg Of H4-DB5	Avg Of H4-DB6	Avg Of NAA-DB5	Avg Of NAA-DB6
3/24/76	396.4	412.1	395.4	407.8	400.0
3/25/76	398.7	414.2	397.4	407.5	398.0
3/26/76	395.6	412.1	394.5	402.6	393.1
3/27/76	394.7	411.1	393.6	399.7	389.6
3/28/76	393.8	411.6	392.6	397.9	386.8
3/29/76	390.0	408.5	389.3	392.3	381.5
3/30/76	384.5	404.4	384.0	386.5	374.9
3/31/76	389.6	405.9	389.4	387.4	377.6
4/1/76	399.8	413.1	400.0	391.1	382.2
4/2/76	409.5	421.9	409.7	395.0	386.7
4/3/76	418.9	429.8	418.9	399.7	392.3
4/4/76	426.7	437.3	426.6	404.5	397.2
4/5/76	432.8	443.9	432.6	408.2	400.1
4/6/76	434.5	447.8	434.2	408.0	398.8
4/7/76	435.1	449.3	434.8	408.5	399.0
4/8/76	444.0	453.3	443.7	413.9	406.0
4/9/76	447.3	457.6	447.0	414.3	405.9
4/10/76	451.0	461.2	450.7	416.4	408.2
4/11/76	454.6	463.9	454.3	417.6	409.9
4/12/76	458.3	468.2	458.1	419.3	411.5
4/13/76	460.7	470.0	460.5	419.2	412.2
4/14/76	464.7	474.6	464.5	422.3	414.9
4/15/76	475.2	482.2	475.0	431.2	425.4
4/16/76	481.7	490.2	481.5	437.0	429.7
4/17/76	483.5	493.1	483.3	436.3	429.0
4/18/76	487.2	496.0	487.1	438.1	430.9
4/19/76	490.6	499.3	490.5	439.8	432.2
4/20/76	487.6	499.2	487.5	436.0	427.0
4/21/76	482.6	494.5	482.5	431.8	422.8
4/22/76	482.4	493.6	482.3	432.2	423.5
4/23/76	485.1	494.8	485.0	434.5	426.5
4/24/76	488.4	496.7	488.3	437.5	430.7
4/25/76	487.9	497.9	487.7	438.2	430.3
4/26/76	476.9	489.8	476.7	431.2	421.5
4/27/76	470.9	482.8	470.7	427.7	418.0
4/28/76	473.7	483.4	473.5	430.4	422.1
4/29/76	474.9	485.2	474.6	432.9	424.0
4/30/76	474.6	484.3	474.4	431.9	423.1
5/1/76	472.9	482.9	472.7	428.7	419.7
5/2/76	470.5	479.9	470.2	424.8	416.4
5/3/76	468.1	477.1	467.8	421.9	413.5
5/4/76	467.8	476.2	467.4	421.4	413.5
5/5/76	467.6	475.8	467.2	421.3	413.5
5/6/76	464.7	473.7	464.3	420.5	412.2
5/7/76	462.7	472.1	462.2	419.8	411.0

## Daily DSM2

Date	Avg Of H3-DB6	Avg Of H4-DB5	Avg Of H4-DB6	Avg Of NAA-DB5	Avg Of NAA-DB6
5/8/76	460.1	469.0	459.6	417.0	408.8
5/9/76	458.2	466.0	457.6	414.3	406.9
5/10/76	456.7	464.8	456.1	412.9	405.4
5/11/76	454.7	462.6	454.0	410.1	402.9
5/12/76	449.2	458.3	448.4	406.6	398.4
5/13/76	447.3	455.3	446.5	404.4	397.2
5/14/76	445.2	453.0	444.4	402.3	395.5
5/15/76	445.7	453.1	444.8	403.5	396.4
5/16/76	451.0	457.0	450.2	407.9	401.9
5/17/76	455.7	460.7	454.8	411.9	406.5
5/18/76	459.2	464.2	458.3	416.0	410.3
5/19/76	460.2	465.7	459.4	418.1	412.2
5/20/76	457.6	464.2	456.8	416.8	410.2
5/21/76	454.8	461.9	454.0	414.6	407.7
5/22/76	450.4	457.6	449.6	410.3	403.2
5/23/76	445.7	453.5	444.8	406.5	399.0
5/24/76	442.4	449.9	441.5	403.3	396.2
5/25/76	437.9	445.7	437.0	399.0	392.0
5/26/76	434.0	441.5	433.2	396.0	389.1
5/27/76	435.3	442.1	434.5	396.8	390.7
5/28/76	434.9	441.7	434.2	396.9	390.2
5/29/76	433.3	440.5	432.6	394.9	388.6
5/30/76	432.8	439.3	432.1	393.8	387.8
5/31/76	433.6	440.4	433.1	395.5	389.0
6/1/76	432.4	440.5	432.4	397.6	389.9
6/2/76	431.0	439.6	431.3	397.8	390.1
6/3/76	430.1	438.5	430.2	398.3	390.3
6/4/76	427.9	436.8	427.8	396.8	388.8
6/5/76	425.2	434.1	425.3	394.3	386.5
6/6/76	419.3	428.4	419.7	388.9	381.3
6/7/76	413.6	423.0	414.0	383.9	376.3
6/8/76	411.1	419.8	411.6	381.2	374.4
6/9/76	409.9	419.2	410.4	380.5	373.0
6/10/76	409.0	417.4	409.4	378.9	372.2
6/11/76	409.5	417.7	409.9	379.2	372.6
6/12/76	410.5	418.8	411.0	380.4	373.8
6/13/76	411.5	420.4	412.1	382.2	374.8
6/14/76	412.3	420.0	412.7	382.4	375.7
6/15/76	412.8	421.1	413.2	383.3	376.3
6/16/76	414.6	422.8	414.7	384.7	377.3
6/17/76	417.0	424.4	417.0	385.8	379.0
6/18/76	417.5	425.6	417.6	386.4	379.2
6/19/76	415.1	423.1	415.6	383.8	377.0
6/20/76	411.7	420.3	412.3	381.3	374.4
6/21/76	410.4	419.4	411.0	381.0	373.9

## Daily DSM2

Date	Avg Of H3-DB6	Avg Of H4-DB5	Avg Of H4-DB6	Avg Of NAA-DB5	Avg Of NAA-DB6
6/22/76	408.2	416.7	408.9	378.9	372.4
6/23/76	404.5	413.4	405.1	376.4	369.8
6/24/76	401.6	409.9	402.2	374.2	368.2
6/25/76	399.4	407.6	399.9	373.0	367.0
6/26/76	399.6	406.7	400.1	373.0	367.9
6/27/76	400.9	408.2	401.4	375.1	369.4
6/28/76	402.0	408.9	402.4	376.1	370.9
6/29/76	406.7	414.2	407.1	381.7	375.4
6/30/76	407.6	415.7	409.0	380.5	375.0
7/1/76	396.5	405.2	398.8	366.4	360.8
7/2/76	383.5	391.6	385.0	360.0	355.6
7/3/76	379.6	385.7	380.7	366.4	357.5
7/4/76	380.7	385.4	380.7	372.4	366.1
7/5/76	385.1	388.1	384.7	375.0	371.1
7/6/76	390.7	392.2	389.8	376.7	376.1
7/7/76	396.2	396.4	395.2	379.0	380.2
7/8/76	401.2	400.1	400.2	382.6	385.8
7/9/76	406.2	403.7	405.3	388.9	394.4
7/10/76	412.0	408.3	411.2	398.6	406.8
7/11/76	419.1	414.5	418.3	411.3	421.9
7/12/76	427.6	421.2	426.8	426.7	439.7
7/13/76	437.6	430.3	436.8	443.1	458.8
7/14/76	448.9	440.5	448.3	459.6	477.6
7/15/76	462.4	453.6	462.0	476.8	493.8
7/16/76	474.7	464.3	474.1	487.3	511.7
7/17/76	486.7	475.0	486.5	495.0	521.6
7/18/76	497.0	483.3	497.4	501.1	530.6
7/19/76	506.6	492.3	507.6	508.0	533.6
7/20/76	513.5	498.6	514.7	514.9	538.1
7/21/76	517.8	503.7	519.1	519.2	539.0
7/22/76	519.3	508.0	520.9	521.2	535.7
7/23/76	516.6	504.7	517.9	518.6	533.4
7/24/76	515.0	503.9	516.4	518.3	534.0
7/25/76	511.7	501.8	512.8	519.8	537.7
7/26/76	508.4	497.9	509.1	525.9	544.1
7/27/76	506.2	497.0	506.8	531.9	551.6
7/28/76	506.5	496.2	507.0	540.7	560.8
7/29/76	508.7	498.8	509.2	548.5	570.5
7/30/76	512.5	503.4	513.2	559.3	578.1
7/31/76	515.7	504.6	515.7	559.5	577.4
8/1/76	522.0	507.6	522.5	558.4	569.7
8/2/76	525.8	511.0	526.5	554.1	561.8
8/3/76	526.2	510.5	526.6	545.7	554.5
8/4/76	524.0	508.7	523.6	539.2	549.8
8/5/76	518.2	504.7	517.3	537.5	547.5



## Daily DSM2

Date	Avg Of H3-DB6	Avg Of H4-DB5	Avg Of H4-DB6	Avg Of NAA-DB5	Avg Of NAA-DB6
8/6/76	512.0	497.6	510.7	533.5	543.3
8/7/76	506.5	493.5	504.9	528.9	540.4
8/8/76	502.3	488.5	500.4	527.8	536.8
8/9/76	500.9	485.3	498.9	525.2	532.4
8/10/76	502.4	487.3	500.2	522.1	528.3
8/11/76	506.1	489.7	503.8	518.2	524.8
8/12/76	512.5	497.1	510.0	516.4	522.8
8/13/76	518.6	501.9	515.7	516.2	522.2
8/14/76	524.0	504.5	522.1	515.5	522.0
8/15/76	529.8	510.4	527.6	516.9	522.3
8/16/76	535.0	513.9	532.3	516.4	523.6
8/17/76	538.3	518.9	535.1	517.6	525.4
8/18/76	541.9	521.2	538.1	517.4	526.0
8/19/76	542.2	523.6	538.3	517.4	525.3
8/20/76	542.1	523.2	537.9	516.1	523.0
8/21/76	542.0	522.0	538.0	514.8	520.5
8/22/76	543.6	522.0	539.7	513.0	517.3
8/23/76	547.9	525.5	544.2	509.3	513.4
8/24/76	554.4	532.2	550.8	506.4	509.7
8/25/76	560.2	536.0	556.5	503.7	506.8
8/26/76	567.8	543.4	564.2	501.1	503.4
8/27/76	573.7	549.5	571.2	497.7	500.4
8/28/76	577.2	554.1	574.4	495.5	498.3
8/29/76	580.7	557.6	577.8	493.8	496.0
8/30/76	585.1	560.6	582.5	491.7	493.7
8/31/76	587.0	564.4	583.7	488.6	492.0
9/1/76	585.3	566.0	582.8	487.0	492.3
9/2/76	583.6	563.9	579.1	486.9	491.8
9/3/76	582.6	562.0	577.0	483.9	488.8
9/4/76	583.4	561.6	577.1	480.7	485.5
9/5/76	585.3	562.7	578.5	477.9	482.8
9/6/76	585.8	563.5	578.1	475.8	479.9
9/7/76	589.4	566.5	581.1	473.8	478.2
9/8/76	596.5	571.9	587.5	474.2	478.5
9/9/76	606.1	579.6	596.3	476.0	480.2
9/10/76	613.0	587.0	603.4	477.0	482.4
9/11/76	617.2	591.1	607.2	479.8	485.0
9/12/76	627.9	596.3	617.1	480.9	488.5
9/13/76	640.3	609.2	629.1	485.5	493.6
9/14/76	649.7	618.4	638.5	490.0	498.2
9/15/76	653.4	623.6	642.6	492.6	501.5
9/16/76	655.1	625.7	644.4	494.4	504.0
9/17/76	656.6	626.7	646.1	495.4	505.2
9/18/76	656.7	627.9	646.7	495.0	504.9
9/19/76	654.1	629.1	645.1	495.8	504.2

## Daily DSM2

Date	Avg Of H3-DB6	Avg Of H4-DB5	Avg Of H4-DB6	Avg Of NAA-DB5	Avg Of NAA-DB6
9/20/76	648.5	623.4	639.7	494.1	503.2
9/21/76	645.5	620.8	636.3	494.0	503.5
9/22/76	646.6	619.8	636.7	496.2	506.1
9/23/76	648.8	622.5	638.2	500.9	510.6
9/24/76	653.5	623.3	642.0	506.7	517.6
9/25/76	660.1	628.5	647.5	513.4	526.5
9/26/76	667.7	634.6	653.9	522.7	536.7
9/27/76	676.9	642.0	662.2	533.9	548.6
9/28/76	684.6	651.3	669.1	546.6	561.0
9/29/76	694.0	658.9	677.1	558.6	575.0
9/30/76	701.1	666.2	683.1	574.3	593.4
10/1/76	701.8	668.1	684.8	594.9	616.0
10/2/76	699.6	667.0	684.1	613.8	634.7
10/3/76	700.4	668.6	686.5	636.1	658.7
10/4/76	707.3	674.0	694.8	659.6	683.7
10/5/76	717.4	684.8	706.2	678.1	703.9
10/6/76	725.0	694.6	714.9	688.5	718.7
10/7/76	727.8	697.5	718.5	699.8	726.8
10/8/76	735.3	704.9	726.9	708.7	738.2
10/9/76	744.0	713.4	736.3	714.1	743.3
10/10/76	750.2	721.8	743.3	715.8	744.2
10/11/76	755.3	726.8	749.0	714.7	744.4
10/12/76	757.5	730.9	751.7	713.1	740.1
10/13/76	757.7	732.2	752.5	709.5	737.4
10/14/76	758.9	734.2	754.4	706.9	732.1
10/15/76	763.1	739.6	759.1	701.1	723.0
10/16/76	762.9	741.7	759.5	693.5	714.2
10/17/76	753.4	733.2	750.7	686.2	706.2
10/18/76	737.0	720.2	734.8	679.5	697.1
10/19/76	719.0	702.6	717.3	673.8	693.0
10/20/76	701.6	687.2	700.4	671.2	690.5
10/21/76	685.0	673.1	684.0	670.3	688.6
10/22/76	670.5	658.3	669.7	670.4	689.8
10/23/76	659.0	648.0	658.2	671.4	690.6
10/24/76	649.5	639.6	648.8	671.8	692.5
10/25/76	641.1	629.7	640.5	677.5	699.3
10/26/76	634.0	623.7	633.6	686.8	709.0
10/27/76	627.4	619.1	627.2	696.3	717.8
10/28/76	622.0	614.4	621.9	705.6	725.6
10/29/76	616.3	610.3	616.3	711.9	732.7
10/30/76	612.1	605.5	612.1	719.6	740.6
10/31/76	607.4	601.2	607.4	725.4	748.7
11/1/76	602.6	596.2	602.7	736.7	763.2
11/2/76	596.7	589.2	596.9	746.9	777.0
11/3/76	588.5	582.7	588.8	760.0	793.6

## Daily DSM2

Date	Avg Of H3-DB6	Avg Of H4-DB5	Avg Of H4-DB6	Avg Of NAA-DB5	Avg Of NAA-DB6
11/4/76	581.5	576.2	581.9	770.5	803.9
11/5/76	576.1	571.0	576.4	774.6	806.9
11/6/76	571.5	566.9	571.7	775.8	806.0
11/7/76	566.5	561.8	566.7	775.1	807.4
11/8/76	560.7	554.5	560.9	779.0	812.0
11/9/76	556.8	552.1	557.0	782.2	812.9
11/10/76	552.5	546.7	552.6	785.7	817.9
11/11/76	549.8	544.8	549.9	790.2	819.4
11/12/76	547.4	542.4	547.5	789.5	814.7
11/13/76	545.1	540.2	545.2	787.1	815.4
11/14/76	544.6	539.7	544.7	793.4	818.0
11/15/76	542.5	538.4	542.6	791.8	821.3
11/16/76	542.5	537.2	542.6	791.5	819.2
11/17/76	542.2	535.2	542.3	795.1	822.9
11/18/76	541.9	534.4	541.9	793.2	821.7
11/19/76	541.3	535.9	541.3	793.0	820.9
11/20/76	541.2	535.5	541.2	793.7	822.2
11/21/76	539.7	533.6	539.7	799.5	829.0
11/22/76	539.1	532.1	539.0	808.2	838.6
11/23/76	538.4	532.3	538.3	819.9	852.8
11/24/76	539.0	532.5	538.9	835.5	869.2
11/25/76	541.4	533.9	541.4	857.1	890.5
11/26/76	545.9	538.7	545.8	878.3	908.2
11/27/76	552.9	545.3	552.9	900.6	933.1
11/28/76	561.5	552.1	561.5	917.8	958.5
11/29/76	573.1	562.7	573.1	936.6	977.0
11/30/76	583.6	571.2	583.6	955.7	992.4
12/1/76	590.2	579.1	590.1	956.2	996.2
12/2/76	598.6	585.7	598.7	964.4	1004.4
12/3/76	607.7	594.7	607.8	974.4	1013.7
12/4/76	611.9	600.1	612.1	975.1	1012.4
12/5/76	614.5	602.8	614.6	976.3	1008.7
12/6/76	617.5	605.4	617.8	974.3	1009.1
12/7/76	621.3	609.6	621.5	976.6	1008.0
12/8/76	621.8	610.7	622.0	971.1	998.9
12/9/76	621.1	611.1	621.2	961.1	989.0
12/10/76	621.8	611.4	621.9	956.2	983.7
12/11/76	623.5	613.8	623.6	954.2	977.6
12/12/76	625.7	616.8	625.7	950.4	971.1
12/13/76	628.5	619.7	628.5	945.1	966.0
12/14/76	630.8	621.3	630.7	937.6	958.5
12/15/76	634.1	622.9	634.0	928.1	951.8
12/16/76	634.9	622.7	634.9	916.3	940.3
12/17/76	631.0	621.4	631.0	904.5	925.9
12/18/76	625.6	617.8	625.5	895.1	913.4

## Daily DSM2

Date	Avg Of H3-DB6	Avg Of H4-DB5	Avg Of H4-DB6	Avg Of NAA-DB5	Avg Of NAA-DB6
12/19/76	621.3	612.7	621.2	886.5	905.0
12/20/76	618.8	610.2	618.7	879.6	900.8
12/21/76	618.0	609.3	617.9	877.9	899.8
12/22/76	618.4	609.7	618.3	880.0	901.3
12/23/76	620.2	610.6	620.1	882.5	904.5
12/24/76	622.4	613.3	622.3	888.1	907.9
12/25/76	627.8	618.1	627.6	895.7	917.3
12/26/76	639.2	626.8	639.1	911.6	933.5
12/27/76	651.8	639.2	651.7	921.7	947.0
12/28/76	667.1	651.7	666.9	932.0	961.1
12/29/76	685.1	666.7	684.9	944.9	976.1
12/30/76	690.6	674.0	690.5	945.8	976.3
12/31/76	702.1	681.8	702.2	945.5	973.5
1/1/77	732.4	710.9	732.5	953.9	983.5
1/2/77	741.4	721.9	741.6	956.2	977.5
1/3/77	748.6	727.6	748.8	948.8	969.1
1/4/77	766.1	744.6	766.2	952.1	979.5
1/5/77	772.1	752.7	772.1	960.2	983.0
1/6/77	781.5	758.0	781.4	957.5	981.9
1/7/77	790.1	768.5	789.9	961.1	983.0
1/8/77	795.1	774.2	795.0	962.7	981.9
1/9/77	801.4	779.8	801.5	963.4	981.7
1/10/77	809.7	789.1	809.9	966.4	985.6
1/11/77	814.9	795.9	815.3	971.1	992.6
1/12/77	817.8	798.9	818.4	972.3	992.8
1/13/77	822.3	802.7	823.1	966.8	989.6
1/14/77	823.2	802.7	824.1	962.0	983.8
1/15/77	819.0	800.2	820.0	955.5	973.1
1/16/77	816.5	799.7	817.6	946.7	962.5
1/17/77	814.7	799.0	816.0	937.3	952.3
1/18/77	814.1	800.3	815.5	926.9	941.8
1/19/77	816.3	801.4	817.8	919.7	931.8
1/20/77	820.2	804.5	821.8	912.2	923.0
1/21/77	824.9	810.6	826.7	905.5	915.1
1/22/77	831.0	816.9	832.9	898.3	908.4
1/23/77	837.6	823.5	839.6	895.4	904.0
1/24/77	844.9	830.2	847.1	891.5	901.3
1/25/77	850.6	835.8	852.9	887.1	898.1
1/26/77	856.1	839.5	858.5	885.0	895.4
1/27/77	860.8	845.2	863.3	878.5	892.5
1/28/77	862.5	846.4	865.1	873.8	886.7
1/29/77	860.6	844.8	863.3	870.0	880.8
1/30/77	860.1	845.3	862.9	865.5	874.6
1/31/77	854.8	842.0	857.5	859.3	868.2
2/1/77	843.7	836.8	846.2	853.4	859.1

## Daily DSM2

Date	Avg Of H3-DB6	Avg Of H4-DB5	Avg Of H4-DB6	Avg Of NAA-DB5	Avg Of NAA-DB6
2/2/77	834.4	832.0	836.9	848.8	852.0
2/3/77	828.6	826.5	831.0	843.8	847.1
2/4/77	823.5	822.7	825.8	839.8	841.0
2/5/77	819.8	818.8	822.0	833.5	835.1
2/6/77	816.5	815.3	818.5	827.1	827.7
2/7/77	814.8	812.5	816.6	819.6	820.7
2/8/77	816.0	814.8	817.8	819.9	820.9
2/9/77	816.2	815.4	818.0	817.1	817.9
2/10/77	815.7	815.0	817.6	812.9	813.3
2/11/77	813.8	810.4	815.6	801.3	804.5
2/12/77	810.9	807.2	812.8	791.5	794.7
2/13/77	807.0	804.0	809.1	781.3	783.6
2/14/77	802.8	802.9	805.3	776.2	775.7
2/15/77	800.3	803.6	803.1	775.5	772.3
2/16/77	796.0	799.5	799.2	769.3	766.0
2/17/77	790.9	795.2	794.3	761.8	758.2
2/18/77	787.0	792.0	790.7	756.2	751.8
2/19/77	780.5	786.9	784.4	747.5	741.8
2/20/77	772.8	780.5	777.0	736.5	730.1
2/21/77	774.9	782.2	779.2	737.8	733.2
2/22/77	767.2	775.2	771.6	726.2	721.4
2/23/77	767.8	775.8	772.5	726.1	721.2
2/24/77	768.9	777.0	773.8	725.5	720.8
2/25/77	766.6	775.9	771.7	720.2	715.4
2/26/77	754.0	764.1	759.4	702.6	696.3
2/27/77	742.2	752.1	747.7	687.2	681.6
2/28/77	740.1	750.0	744.4	685.4	679.3
3/1/77	743.0	750.2	744.2	689.0	681.8
3/2/77	741.9	745.9	740.1	686.8	680.7
3/3/77	743.4	744.6	738.7	689.6	682.9
3/4/77	739.9	739.2	732.5	686.0	679.0
3/5/77	736.7	734.2	726.6	682.7	675.1
3/6/77	733.1	728.7	721.0	677.7	670.7
3/7/77	730.8	724.9	716.7	675.1	667.7
3/8/77	729.0	720.3	713.1	672.1	665.0
3/9/77	741.1	729.9	724.4	684.7	679.0
3/10/77	739.3	726.9	720.2	681.7	674.8
3/11/77	730.5	717.4	708.8	670.6	663.1
3/12/77	723.8	709.2	699.9	663.3	654.6
3/13/77	717.4	701.4	691.9	655.4	646.8
3/14/77	707.9	692.2	681.3	645.8	635.9
3/15/77	700.5	684.0	673.2	637.5	627.9
3/16/77	704.6	685.8	676.8	640.5	631.9
3/17/77	711.6	691.2	683.3	646.6	638.6
3/18/77	713.9	692.4	684.7	647.2	639.8

## Daily DSM2

Date	Avg Of H3-DB6	Avg Of H4-DB5	Avg Of H4-DB6	Avg Of NAA-DB5	Avg Of NAA-DB6
3/19/77	714.5	693.3	684.5	647.7	639.2
3/20/77	714.8	692.0	683.4	646.5	638.5
3/21/77	709.7	686.7	676.4	640.9	631.8
3/22/77	701.3	677.3	666.3	631.5	622.0
3/23/77	697.6	671.6	661.2	627.0	617.8
3/24/77	692.6	665.2	655.0	621.3	612.4
3/25/77	697.3	667.5	658.8	625.2	617.2
3/26/77	697.6	666.9	657.8	624.7	616.2
3/27/77	703.1	670.8	662.0	628.8	621.1
3/28/77	699.3	666.7	656.3	624.6	615.1
3/29/77	687.7	655.0	642.3	612.5	602.1
3/30/77	679.9	645.1	633.7	604.2	594.6
3/31/77	671.1	638.4	626.4	598.7	588.2
4/1/77	661.3	633.1	621.7	594.2	584.4
4/2/77	649.8	627.2	615.7	588.4	578.7
4/3/77	641.0	622.0	611.4	583.6	574.8
4/4/77	633.2	618.4	607.2	580.2	571.0
4/5/77	628.3	615.1	604.8	577.3	569.1
4/6/77	620.9	611.1	599.5	574.4	564.4
4/7/77	614.6	605.8	594.7	569.7	560.0
4/8/77	615.3	605.2	596.2	570.8	562.4
4/9/77	618.7	608.9	600.0	575.6	566.8
4/10/77	616.9	607.8	598.8	574.3	565.6
4/11/77	611.8	604.2	594.4	570.4	561.8
4/12/77	604.0	598.0	587.2	565.1	555.5
4/13/77	598.9	593.7	582.5	561.8	551.8
4/14/77	593.5	588.0	577.5	556.7	547.3
4/15/77	591.0	584.8	575.4	553.4	544.9
4/16/77	591.6	585.3	576.3	553.9	545.5
4/17/77	588.5	583.5	573.6	551.0	542.4
4/18/77	583.6	579.4	569.2	546.3	537.9
4/19/77	576.0	573.5	562.0	540.3	531.1
4/20/77	572.7	568.8	559.1	537.0	528.5
4/21/77	570.5	566.8	557.2	535.4	526.8
4/22/77	566.6	563.0	553.7	531.8	523.5
4/23/77	564.6	561.6	552.0	530.6	522.2
4/24/77	563.0	560.3	550.7	529.9	521.3
4/25/77	564.6	561.9	552.4	532.4	523.6
4/26/77	562.3	560.0	550.4	530.5	521.7
4/27/77	559.2	557.7	547.5	528.3	519.7
4/28/77	552.6	551.9	541.2	523.5	514.5
4/29/77	541.5	543.2	530.7	515.4	505.3
4/30/77	531.2	532.6	521.5	505.7	497.3
5/1/77	531.4	532.0	523.0	507.1	499.6
5/2/77	528.3	529.7	521.1	505.9	499.1

## Daily DSM2

Date	Avg Of H3-DB6	Avg Of H4-DB5	Avg Of H4-DB6	Avg Of NAA-DB5	Avg Of NAA-DB6
5/3/77	526.6	528.7	520.1	507.6	500.9
5/4/77	525.7	528.1	519.7	510.3	503.6
5/5/77	522.7	525.3	517.1	510.7	504.1
5/6/77	519.8	521.8	514.1	511.6	504.7
5/7/77	518.2	519.5	512.5	513.5	506.7
5/8/77	515.0	516.4	508.2	514.2	507.2
5/9/77	518.5	518.1	511.2	520.6	514.4
5/10/77	516.6	516.6	509.1	523.1	516.2
5/11/77	509.8	510.1	502.5	519.7	513.1
5/12/77	506.1	506.5	499.3	518.0	512.3
5/13/77	502.6	503.1	496.4	516.8	510.4
5/14/77	501.0	501.6	495.6	515.5	509.8
5/15/77	501.6	502.5	496.6	516.9	511.1
5/16/77	502.0	503.1	497.6	518.4	512.7
5/17/77	498.0	500.0	493.8	515.5	509.4
5/18/77	492.8	494.4	488.2	511.1	504.8
5/19/77	490.6	491.6	485.8	509.5	503.0
5/20/77	488.5	489.4	483.6	507.7	500.9
5/21/77	486.7	487.1	481.6	505.4	499.0
5/22/77	486.2	486.3	481.0	505.3	498.9
5/23/77	485.0	484.8	479.8	504.5	498.3
5/24/77	484.9	484.4	479.7	505.9	499.5
5/25/77	483.1	483.4	478.2	503.8	497.5
5/26/77	483.1	483.3	478.4	503.2	497.2
5/27/77	484.2	484.2	480.0	502.7	497.4
5/28/77	483.0	484.0	479.3	499.5	494.1
5/29/77	482.8	483.1	479.0	495.3	490.4
5/30/77	483.6	483.3	479.9	491.9	487.4
5/31/77	484.5	484.5	481.2	488.6	484.3
6/1/77	484.7	485.6	481.7	484.2	479.4
6/2/77	486.8	487.6	484.1	482.0	477.5
6/3/77	490.1	490.7	487.6	482.2	478.0
6/4/77	493.2	493.4	490.8	482.3	478.6
6/5/77	496.5	496.6	494.0	483.5	479.7
6/6/77	500.0	499.5	497.4	484.3	481.3
6/7/77	504.0	503.1	501.0	486.3	483.4
6/8/77	509.0	506.1	505.1	487.8	486.3
6/9/77	514.8	510.7	510.2	491.8	490.9
6/10/77	521.4	516.0	515.9	496.7	496.2
6/11/77	528.6	521.2	521.9	501.2	501.7
6/12/77	537.0	527.3	529.0	506.8	508.5
6/13/77	545.8	533.7	536.5	513.0	516.0
6/14/77	554.1	541.0	543.7	520.5	523.2
6/15/77	562.1	547.0	550.7	526.4	530.6
6/16/77	569.3	553.6	557.1	533.8	537.6

## Daily DSM2

Date	Avg Of H3-DB6	Avg Of H4-DB5	Avg Of H4-DB6	Avg Of NAA-DB5	Avg Of NAA-DB6
6/17/77	574.6	558.3	561.8	538.9	542.9
6/18/77	578.9	562.8	565.7	544.2	547.4
6/19/77	582.7	566.2	569.0	548.0	551.3
6/20/77	585.9	569.3	571.7	551.6	554.4
6/21/77	589.9	572.0	574.8	554.7	558.1
6/22/77	594.9	575.4	578.5	558.8	562.6
6/23/77	600.7	579.3	582.9	563.5	568.0
6/24/77	608.3	584.6	588.6	570.2	575.1
6/25/77	615.8	590.1	594.7	577.0	582.6
6/26/77	620.7	594.1	598.7	582.3	588.0
6/27/77	623.6	596.8	601.0	586.2	591.4
6/28/77	625.2	598.1	602.0	588.6	593.5
6/29/77	626.0	598.8	602.3	590.5	594.8
6/30/77	625.0	597.2	600.8	589.3	594.2
7/1/77	626.7	595.3	599.7	589.0	595.3
7/2/77	630.1	594.2	599.5	590.4	597.8
7/3/77	633.7	595.1	599.6	593.5	600.6
7/4/77	636.5	596.6	599.8	597.2	602.6
7/5/77	642.6	597.4	601.3	600.6	607.0
7/6/77	654.8	600.6	606.3	608.3	616.6
7/7/77	671.8	607.5	616.1	619.6	631.3
7/8/77	685.6	617.0	626.0	631.8	644.0
7/9/77	695.9	625.8	634.7	641.7	654.1
7/10/77	703.8	631.8	642.6	649.0	662.5
7/11/77	704.7	634.5	645.8	650.4	664.7
7/12/77	702.2	636.5	645.8	651.8	663.6
7/13/77	698.3	635.4	644.0	650.3	661.0
7/14/77	693.2	632.9	640.9	646.6	657.1
7/15/77	687.4	630.3	636.8	643.6	652.3
7/16/77	683.2	626.5	633.5	639.2	648.8
7/17/77	681.2	625.5	631.5	638.9	647.2
7/18/77	679.6	623.4	629.8	637.2	645.9
7/19/77	678.3	621.4	628.2	635.5	644.9
7/20/77	680.3	621.7	628.3	637.3	646.6
7/21/77	684.4	623.2	630.4	640.5	650.4
7/22/77	689.9	626.4	634.3	645.2	655.8
7/23/77	695.4	630.7	638.9	650.6	661.5
7/24/77	700.5	634.2	643.8	654.8	667.1
7/25/77	704.2	639.0	648.1	660.0	671.5
7/26/77	704.4	641.5	649.8	662.2	672.7
7/27/77	702.6	641.4	649.7	661.7	671.9
7/28/77	700.5	640.0	648.7	659.8	670.6
7/29/77	700.4	639.7	649.6	659.5	671.3
7/30/77	698.0	640.6	648.7	659.8	669.8
7/31/77	697.6	639.6	650.5	656.8	667.3



## Daily DSM2

Date	Avg Of H3-DB6	Avg Of H4-DB5	Avg Of H4-DB6	Avg Of NAA-DB5	Avg Of NAA-DB6
8/1/77	703.4	648.6	662.0	655.8	665.1
8/2/77	711.2	660.9	674.1	654.7	664.6
8/3/77	721.3	672.9	687.0	656.5	667.1
8/4/77	734.2	685.9	701.5	661.4	673.8
8/5/77	746.3	696.0	714.3	669.7	682.6
8/6/77	756.4	702.8	725.2	676.9	692.0
8/7/77	763.2	710.9	731.7	685.3	700.7
8/8/77	765.1	714.0	733.5	690.6	706.5
8/9/77	763.1	713.0	731.8	692.5	709.4
8/10/77	758.1	708.1	727.7	693.5	709.4
8/11/77	751.0	703.0	721.4	694.9	708.4
8/12/77	741.7	697.4	713.7	690.3	704.1
8/13/77	733.1	688.9	707.8	685.1	698.7
8/14/77	724.7	686.5	702.4	680.6	691.5
8/15/77	719.4	684.7	700.6	675.9	684.8
8/16/77	717.2	686.6	701.8	669.0	679.5
8/17/77	717.3	686.4	705.1	664.9	675.7
8/18/77	719.2	692.9	709.9	663.6	674.1
8/19/77	721.7	699.3	714.8	663.5	673.4
8/20/77	724.2	703.2	719.9	662.3	673.0
8/21/77	727.6	707.7	725.5	663.0	673.6
8/22/77	729.3	709.7	728.8	660.7	674.2
8/23/77	727.8	710.4	729.3	659.5	672.3
8/24/77	725.6	710.9	729.6	656.9	668.6
8/25/77	725.3	713.8	731.8	654.7	665.6
8/26/77	724.9	715.5	734.7	652.8	662.6
8/27/77	724.4	718.3	738.2	648.7	658.3
8/28/77	729.5	726.2	748.1	646.3	655.8
8/29/77	739.1	740.8	762.3	647.2	657.0
8/30/77	750.7	754.6	777.8	649.3	660.6
8/31/77	755.8	760.6	783.7	651.9	666.6
9/1/77	755.5	759.2	781.8	661.0	677.7
9/2/77	759.0	759.3	784.2	674.0	692.5
9/3/77	769.3	767.8	794.7	686.9	707.2
9/4/77	781.0	776.7	807.3	696.2	718.9
9/5/77	793.3	790.3	821.0	705.0	728.4
9/6/77	801.4	799.6	830.3	709.5	732.3
9/7/77	803.7	803.0	833.3	709.4	731.5
9/8/77	801.3	804.6	831.1	706.6	726.5
9/9/77	794.8	799.9	824.6	700.7	719.1
9/10/77	789.4	793.3	819.2	694.2	713.3
9/11/77	781.6	786.9	811.2	687.3	707.0
9/12/77	776.8	784.1	806.4	686.6	705.1
9/13/77	774.9	782.2	804.5	686.8	706.1
9/14/77	775.3	782.4	805.1	689.8	709.1

## Daily DSM2

Date	Avg Of H3-DB6	Avg Of H4-DB5	Avg Of H4-DB6	Avg Of NAA-DB5	Avg Of NAA-DB6
9/15/77	779.6	784.2	809.9	694.2	715.5
9/16/77	784.0	787.5	814.7	699.2	721.5
9/17/77	786.2	792.2	816.7	704.4	726.5
9/18/77	789.4	796.3	820.0	709.8	731.7
9/19/77	787.8	797.7	817.8	713.2	734.1
9/20/77	787.9	794.3	817.6	715.6	739.3
9/21/77	801.5	803.5	832.1	729.8	755.0
9/22/77	814.9	818.3	845.7	742.7	767.5
9/23/77	821.4	825.6	852.0	750.8	775.9
9/24/77	827.8	830.4	858.1	760.7	786.4
9/25/77	836.8	836.6	866.9	768.7	798.4
9/26/77	844.4	847.1	874.2	781.5	809.3
9/27/77	855.5	856.2	885.2	793.4	824.0
9/28/77	864.8	863.8	894.3	807.2	837.3
9/29/77	872.3	870.1	901.5	816.7	850.7
9/30/77	886.8	880.7	916.0	837.3	873.1
10/1/77	897.7	894.7	926.7	857.6	894.0
10/2/77	902.0	902.3	930.8	872.3	906.6
10/3/77	905.1	906.3	933.5	886.9	919.8
10/4/77	907.7	910.0	935.7	898.6	929.4
10/5/77	908.7	911.4	936.4	903.4	934.3
10/6/77	909.8	911.8	937.1	905.0	938.1
10/7/77	915.8	916.5	942.8	912.2	944.8
10/8/77	925.4	923.0	952.1	917.6	951.0
10/9/77	930.6	930.4	956.9	920.7	952.7
10/10/77	933.2	931.0	959.1	921.0	953.8
10/11/77	930.8	932.6	956.2	922.5	952.4
10/12/77	927.5	926.6	952.2	920.5	952.2
10/13/77	920.0	922.9	944.1	919.0	949.2
10/14/77	914.5	916.3	938.1	918.0	948.7
10/15/77	916.6	913.1	939.7	921.7	953.5
10/16/77	922.8	917.0	945.6	928.3	961.1
10/17/77	924.2	923.0	946.5	937.0	965.2
10/18/77	922.8	924.8	944.6	943.4	969.7
10/19/77	921.6	924.3	942.9	950.5	976.7
10/20/77	920.7	922.2	941.5	957.2	985.8
10/21/77	921.2	918.3	941.4	967.6	998.9
10/22/77	922.8	917.8	942.5	977.9	1013.2
10/23/77	921.2	917.2	940.4	990.5	1024.7
10/24/77	919.3	912.5	937.9	998.1	1036.9
10/25/77	923.2	915.2	941.4	1015.6	1056.8
10/26/77	925.5	919.2	943.3	1030.2	1070.3
10/27/77	925.7	916.3	943.2	1042.6	1082.8
10/28/77	919.8	914.3	936.8	1044.6	1084.2
10/29/77	916.7	910.3	933.2	1050.9	1091.7

## Daily DSM2

Date	Avg Of H3-DB6	Avg Of H4-DB5	Avg Of H4-DB6	Avg Of NAA-DB5	Avg Of NAA-DB6
10/30/77	912.5	906.6	928.7	1060.7	1100.4
10/31/77	919.2	903.8	931.1	1063.9	1107.3
11/1/77	941.4	912.0	946.6	1074.4	1125.5
11/2/77	958.6	929.9	962.4	1099.9	1148.6
11/3/77	958.7	937.2	965.4	1112.9	1154.4
11/4/77	957.9	933.1	965.0	1108.9	1158.8
11/5/77	950.7	931.8	958.9	1107.7	1148.4
11/6/77	947.4	928.1	955.5	1105.4	1147.1
11/7/77	942.9	920.8	950.7	1097.6	1141.5
11/8/77	939.2	914.8	945.2	1090.6	1135.7
11/9/77	936.9	910.7	940.3	1086.6	1131.3
11/10/77	936.6	907.6	938.4	1087.0	1132.3
11/11/77	933.8	905.4	933.7	1085.8	1127.6
11/12/77	932.3	899.0	929.4	1079.9	1124.0
11/13/77	932.3	895.1	925.4	1076.8	1120.2
11/14/77	936.3	895.5	924.3	1078.6	1122.7
11/15/77	943.4	899.7	926.7	1090.4	1131.1
11/16/77	957.9	909.9	936.2	1110.5	1149.9
11/17/77	975.0	920.5	949.4	1127.2	1170.9
11/18/77	986.4	927.4	959.0	1138.6	1181.5
11/19/77	1001.1	936.3	969.5	1146.9	1196.2
11/20/77	1026.2	953.1	990.9	1172.3	1225.4
11/21/77	1032.2	960.5	997.3	1178.8	1228.7
11/22/77	1030.2	958.9	990.6	1169.0	1217.5
11/23/77	1044.2	960.1	997.0	1171.7	1227.3
11/24/77	1065.5	973.6	1014.0	1190.2	1248.9
11/25/77	1088.4	990.5	1034.1	1212.1	1272.6
11/26/77	1101.7	1006.5	1044.7	1227.8	1282.1
11/27/77	1112.0	1009.1	1050.4	1227.3	1286.2
11/28/77	1126.7	1018.7	1060.4	1236.7	1295.8
11/29/77	1148.7	1033.7	1079.7	1252.2	1315.3
11/30/77	1153.1	1046.2	1084.8	1265.1	1318.1
12/1/77	1155.9	1055.1	1087.7	1272.4	1321.8
12/2/77	1171.6	1067.7	1102.8	1289.7	1339.1
12/3/77	1184.9	1081.1	1119.4	1293.5	1351.2
12/4/77	1188.8	1088.2	1127.7	1296.2	1348.4
12/5/77	1199.0	1096.6	1140.6	1298.4	1354.0
12/6/77	1201.0	1098.7	1142.5	1292.3	1352.4
12/7/77	1196.8	1094.4	1138.2	1286.8	1344.3
12/8/77	1192.6	1093.9	1133.3	1282.4	1335.0
12/9/77	1186.9	1091.9	1126.7	1277.7	1323.9
12/10/77	1181.3	1085.7	1118.3	1268.5	1313.2
12/11/77	1177.5	1080.0	1110.6	1260.9	1305.2
12/12/77	1177.2	1075.7	1105.2	1258.3	1301.0
12/13/77	1190.7	1076.5	1110.4	1263.6	1310.7

## Daily DSM2

Date	Avg Of H3-DB6	Avg Of H4-DB5	Avg Of H4-DB6	Avg Of NAA-DB5	Avg Of NAA-DB6
12/14/77	1201.2	1088.5	1116.1	1281.7	1315.3
12/15/77	1208.7	1093.2	1118.3	1285.5	1319.8
12/16/77	1233.8	1099.0	1134.1	1292.4	1339.3
12/17/77	1245.7	1115.3	1144.3	1309.3	1348.4
12/18/77	1250.2	1112.3	1143.0	1305.0	1351.9
12/19/77	1273.9	1118.1	1156.9	1319.0	1371.3
12/20/77	1303.9	1144.2	1184.6	1340.8	1391.8
12/21/77	1295.4	1147.2	1179.4	1337.3	1375.8
12/22/77	1274.8	1132.4	1159.4	1314.9	1351.1
12/23/77	1250.1	1114.6	1138.2	1292.6	1324.3
12/24/77	1234.3	1099.9	1124.1	1270.8	1301.8
12/25/77	1218.7	1089.1	1111.7	1254.7	1278.7
12/26/77	1197.8	1073.9	1094.1	1229.1	1251.7
12/27/77	1173.7	1058.2	1072.8	1205.1	1223.6
12/28/77	1148.7	1036.3	1051.4	1177.7	1195.0
12/29/77	1121.8	1019.9	1029.1	1152.5	1164.4
12/30/77	1098.4	1002.6	1010.5	1129.0	1138.1
12/31/77	1074.8	984.0	992.1	1097.5	1107.0
1/1/78	1055.3	967.1	976.3	1068.8	1079.0
1/2/78	1027.4	939.9	949.2	1034.9	1043.4
1/3/78	993.1	908.9	915.2	1002.9	1005.8
1/4/78	957.8	881.1	881.6	969.1	969.4
1/5/78	924.9	856.3	851.2	935.4	933.1
1/6/78	894.8	831.9	824.2	906.5	900.3
1/7/78	869.1	807.9	801.9	876.7	871.4
1/8/78	848.2	791.6	784.8	852.0	846.6
1/9/78	827.9	775.8	768.3	829.0	824.3
1/10/78	807.5	762.5	751.7	809.6	801.9
1/11/78	787.1	745.7	734.9	789.6	778.8
1/12/78	770.7	732.9	721.9	773.9	760.0
1/13/78	753.5	717.0	707.7	749.1	741.9
1/14/78	742.3	709.6	699.3	732.7	725.2
1/15/78	724.8	694.4	685.0	716.9	706.6
1/16/78	700.7	675.3	664.3	695.4	682.3
1/17/78	680.8	663.7	647.6	685.6	669.8
1/18/78	668.1	656.5	637.8	679.4	663.8
1/19/78	660.5	650.5	632.9	678.1	661.4
1/20/78	658.9	651.5	633.7	678.6	661.8
1/21/78	659.7	653.8	636.5	681.2	666.7
1/22/78	660.7	656.4	639.4	689.2	673.9
1/23/78	661.9	659.0	642.4	694.3	680.0
1/24/78	663.5	660.9	645.8	697.1	682.9
1/25/78	663.9	665.1	647.8	695.2	680.1
1/26/78	663.7	667.0	649.2	689.0	671.6
1/27/78	663.9	669.6	650.9	681.2	662.8

## Daily DSM2

Date	Avg Of H3-DB6	Avg Of H4-DB5	Avg Of H4-DB6	Avg Of NAA-DB5	Avg Of NAA-DB6
1/28/78	665.6	667.2	653.7	672.0	657.0
1/29/78	668.3	669.2	657.3	664.5	653.2
1/30/78	663.6	665.8	653.9	658.4	646.2
1/31/78	651.1	654.3	642.7	678.1	647.7
2/1/78	630.4	641.5	623.5	645.5	582.3
2/2/78	617.2	631.3	611.2	587.1	543.6
2/3/78	610.6	624.8	605.1	563.1	519.7
2/4/78	607.5	621.3	602.4	548.6	501.4
2/5/78	604.0	616.4	599.3	534.8	486.4
2/6/78	601.0	612.8	596.7	524.5	475.8
2/7/78	597.4	610.2	593.5	510.0	469.2
2/8/78	594.1	607.6	590.6	502.2	464.7
2/9/78	592.0	605.3	588.9	484.6	461.4
2/10/78	592.0	606.1	589.1	469.7	456.0
2/11/78	599.1	610.6	596.2	465.2	453.2
2/12/78	602.6	614.3	599.9	465.9	450.3
2/13/78	613.2	628.0	610.6	460.6	442.8
2/14/78	640.8	650.1	637.8	452.2	430.0
2/15/78	664.5	667.4	661.4	450.4	427.7
2/16/78	681.1	678.6	678.1	450.0	429.4
2/17/78	683.5	671.9	680.9	453.2	434.9
2/18/78	653.6	632.3	651.7	457.6	444.3
2/19/78	597.3	577.2	596.3	468.2	456.4
2/20/78	553.2	540.5	552.7	481.7	472.5
2/21/78	534.6	528.7	534.3	495.9	487.1
2/22/78	530.7	525.5	530.4	504.7	496.2
2/23/78	533.3	529.0	533.0	509.8	499.3
2/24/78	542.0	538.7	541.6	505.2	495.2
2/25/78	554.3	550.1	553.8	502.9	492.1
2/26/78	577.4	577.4	576.7	496.0	491.3
2/27/78	605.2	600.2	604.1	491.8	489.3
2/28/78	620.9	620.3	619.6	493.5	475.8
3/1/78	634.4	631.8	633.1	486.4	457.5
3/2/78	640.5	633.8	639.2	477.4	449.5
3/3/78	642.6	638.3	641.5	448.9	426.8
3/4/78	644.8	637.5	643.7	449.7	434.1
3/5/78	641.4	631.9	640.3	454.4	439.5
3/6/78	638.3	629.3	637.3	447.1	431.3
3/7/78	638.4	631.5	637.4	438.8	425.3
3/8/78	639.1	633.0	638.2	437.0	425.3
3/9/78	637.5	631.2	636.8	434.6	424.8
3/10/78	630.7	622.0	630.2	430.5	419.8
3/11/78	592.5	582.9	591.8	426.5	421.9
3/12/78	561.9	556.8	561.6	428.7	423.4
3/13/78	549.9	547.4	549.8	426.1	417.6

## Daily DSM2

Date	Avg Of H3-DB6	Avg Of H4-DB5	Avg Of H4-DB6	Avg Of NAA-DB5	Avg Of NAA-DB6
3/14/78	545.5	544.6	545.5	429.3	414.4
3/15/78	544.3	544.3	544.6	431.1	413.5
3/16/78	544.2	544.1	544.4	434.8	417.5
3/17/78	544.8	544.5	544.8	441.2	425.6
3/18/78	545.9	545.4	546.0	449.6	436.5
3/19/78	547.5	546.4	547.6	455.8	443.2
3/20/78	550.0	548.1	549.9	456.3	446.6
3/21/78	552.3	550.7	552.0	462.8	453.3
3/22/78	559.5	558.8	559.2	469.6	459.3
3/23/78	569.3	568.7	569.0	472.6	460.6
3/24/78	580.6	579.8	580.3	472.8	458.8
3/25/78	589.4	587.9	589.3	467.5	455.7
3/26/78	595.6	592.9	595.6	463.6	454.7
3/27/78	598.7	595.4	598.9	464.4	453.7
3/28/78	602.8	598.8	602.2	457.4	439.8
3/29/78	606.2	600.0	604.0	458.2	438.8
3/30/78	609.0	603.2	606.8	451.8	433.3
3/31/78	605.3	599.9	604.6	452.4	438.3
4/1/78	596.7	591.9	597.0	469.1	459.3
4/2/78	591.3	585.9	591.1	483.6	475.7
4/3/78	584.2	577.6	584.4	492.2	489.1
4/4/78	560.1	547.7	563.4	484.2	493.3
4/5/78	498.3	470.4	504.0	457.5	476.3
4/6/78	345.2	326.4	349.9	418.5	443.5
4/7/78	277.5	272.3	278.5	359.3	386.1
4/8/78	262.6	260.7	262.8	309.2	328.9
4/9/78	259.2	258.2	259.3	283.1	292.1
4/10/78	258.0	257.4	258.1	270.4	275.1
4/11/78	257.1	256.6	257.1	266.1	268.4
4/12/78	256.3	256.0	256.3	260.4	262.8
4/13/78	255.9	255.6	256.0	257.2	258.9
4/14/78	255.9	255.6	256.0	256.8	257.9
4/15/78	255.6	254.9	255.7	256.0	256.8
4/16/78	255.6	254.9	255.7	255.6	256.2
4/17/78	255.8	255.1	255.9	256.4	257.2
4/18/78	255.9	255.1	255.9	256.9	257.9
4/19/78	256.0	255.3	256.0	257.7	258.5
4/20/78	255.8	255.2	255.9	257.7	258.9
4/21/78	255.9	255.3	256.0	257.8	258.9
4/22/78	256.0	255.5	256.0	258.5	259.8
4/23/78	256.1	255.5	256.1	260.1	261.3
4/24/78	256.0	255.4	256.0	261.4	262.9
4/25/78	255.8	255.4	255.9	260.5	262.4
4/26/78	255.7	255.4	255.8	259.1	260.8
4/27/78	255.6	255.2	255.6	257.1	258.6

## Daily DSM2

Date	Avg Of H3-DB6	Avg Of H4-DB5	Avg Of H4-DB6	Avg Of NAA-DB5	Avg Of NAA-DB6
4/28/78	255.4	254.8	255.5	255.8	256.9
4/29/78	257.1	257.7	257.1	261.3	260.3
4/30/78	268.4	267.0	268.3	267.4	268.2
5/1/78	261.7	259.7	261.2	256.8	258.7
5/2/78	244.3	235.2	241.7	238.0	244.5
5/3/78	211.3	207.8	210.2	206.1	209.2
5/4/78	206.4	205.1	206.0	203.0	203.7
5/5/78	206.3	205.1	205.9	202.9	203.6
5/6/78	206.2	205.2	205.9	202.8	203.3
5/7/78	206.1	205.2	205.9	202.8	203.3
5/8/78	206.4	205.6	206.1	202.9	203.4
5/9/78	206.5	206.0	206.3	203.0	203.2
5/10/78	206.6	205.6	206.0	203.0	203.3
5/11/78	206.5	205.5	205.4	203.2	203.2
5/12/78	207.3	205.4	205.8	203.9	204.3
5/13/78	208.6	206.3	207.1	205.0	205.7
5/14/78	209.4	206.7	207.5	205.6	206.2
5/15/78	210.3	207.3	208.0	206.5	207.2
5/16/78	211.2	208.5	208.8	208.3	208.6
5/17/78	213.9	211.3	211.4	211.4	211.4
5/18/78	216.7	214.1	214.4	214.5	214.8
5/19/78	218.7	216.3	217.0	216.9	217.7
5/20/78	220.4	218.3	219.4	219.1	220.4
5/21/78	221.9	220.2	221.6	220.9	222.5
5/22/78	222.7	220.8	222.8	220.5	222.9
5/23/78	222.8	221.1	223.3	219.5	222.0
5/24/78	223.0	221.5	223.7	218.8	221.2
5/25/78	222.2	220.5	222.9	216.7	219.2
5/26/78	221.6	220.4	222.6	215.7	217.9
5/27/78	221.7	221.6	223.3	216.8	218.4
5/28/78	223.6	225.2	226.3	220.2	221.2
5/29/78	226.9	230.7	230.6	225.1	225.2
5/30/78	232.1	236.4	236.1	229.9	230.2
5/31/78	238.9	243.3	242.7	236.9	236.2
6/1/78	245.8	249.4	248.7	244.0	244.4
6/2/78	252.7	255.0	254.5	251.4	250.8
6/3/78	259.3	260.2	259.8	253.6	252.1
6/4/78	265.0	265.1	264.8	252.2	250.6
6/5/78	270.6	270.0	269.5	250.8	248.5
6/6/78	277.2	277.2	275.0	248.4	247.0
6/7/78	284.7	286.1	281.4	247.4	245.5
6/8/78	293.9	295.7	288.9	247.3	246.3
6/9/78	302.2	304.5	295.9	250.8	249.1
6/10/78	310.8	312.6	302.7	256.6	254.5
6/11/78	316.0	317.3	307.0	264.4	260.0

## Daily DSM2

Date	Avg Of H3-DB6	Avg Of H4-DB5	Avg Of H4-DB6	Avg Of NAA-DB5	Avg Of NAA-DB6
6/12/78	317.6	318.7	309.2	272.6	266.8
6/13/78	316.5	317.2	309.0	283.5	274.6
6/14/78	313.6	315.2	308.7	294.3	282.7
6/15/78	317.3	323.9	314.9	303.1	290.8
6/16/78	327.3	339.7	328.3	310.0	296.3
6/17/78	337.9	356.0	342.7	314.1	300.8
6/18/78	349.5	374.8	358.3	319.6	303.9
6/19/78	357.5	389.5	372.2	320.6	306.1
6/20/78	367.3	402.9	385.6	323.3	309.0
6/21/78	376.7	412.3	396.2	324.3	309.9
6/22/78	385.0	419.9	404.2	324.4	310.0
6/23/78	395.0	427.2	412.3	325.3	310.6
6/24/78	404.5	431.0	417.5	324.4	309.1
6/25/78	404.4	426.3	414.7	321.2	304.5
6/26/78	403.8	422.7	412.3	321.8	301.6
6/27/78	407.5	423.8	414.3	320.3	302.8
6/28/78	409.6	422.6	414.5	319.3	298.9
6/29/78	410.9	422.3	414.8	315.1	295.5
6/30/78	408.8	410.6	400.8	311.3	286.2
7/1/78	397.0	388.5	382.3	304.6	276.7
7/2/78	386.1	388.2	379.5	301.2	278.8
7/3/78	381.2	386.5	376.5	300.1	279.6
7/4/78	377.7	384.1	374.0	300.4	283.3
7/5/78	374.2	382.4	371.1	300.8	285.0
7/6/78	371.1	379.1	368.8	302.2	288.9
7/7/78	369.3	378.6	367.4	304.2	292.4
7/8/78	365.8	375.6	363.9	307.5	295.3
7/9/78	361.9	371.1	360.1	310.9	299.6
7/10/78	359.2	368.3	356.6	313.9	302.4
7/11/78	355.7	364.7	353.3	316.1	305.7
7/12/78	353.0	366.1	350.2	316.6	308.1
7/13/78	349.4	363.7	346.5	316.8	309.2
7/14/78	345.0	359.1	343.5	318.4	310.2
7/15/78	341.1	354.5	339.7	318.9	310.8
7/16/78	336.0	349.0	335.3	320.0	313.1
7/17/78	331.5	343.9	331.8	322.1	318.6
7/18/78	330.2	341.4	329.8	326.5	326.1
7/19/78	328.0	338.7	328.1	333.2	335.2
7/20/78	324.4	335.8	324.5	340.7	344.1
7/21/78	324.3	333.7	323.2	347.1	351.9
7/22/78	323.5	332.8	321.9	353.6	359.2
7/23/78	319.9	329.0	318.4	358.7	365.0
7/24/78	316.7	326.7	315.5	361.8	366.8
7/25/78	316.0	323.6	313.3	362.9	366.7
7/26/78	311.4	321.7	309.5	361.4	364.1



## Daily DSM2

Date	Avg Of H3-DB6	Avg Of H4-DB5	Avg Of H4-DB6	Avg Of NAA-DB5	Avg Of NAA-DB6
7/27/78	306.0	318.0	305.9	360.5	361.5
7/28/78	303.2	315.4	303.4	358.9	356.6
7/29/78	299.7	311.6	300.1	357.9	354.4
7/30/78	295.0	307.2	296.0	357.5	353.3
7/31/78	291.6	304.4	294.3	357.6	354.6
8/1/78	287.6	303.7	292.5	359.7	356.8
8/2/78	285.3	298.8	287.5	361.6	360.3
8/3/78	283.5	295.1	285.4	364.9	364.7
8/4/78	281.9	295.4	283.7	367.9	368.6
8/5/78	280.4	292.0	281.4	372.3	374.3
8/6/78	279.8	290.6	281.2	376.8	379.7
8/7/78	279.7	289.9	281.6	381.6	385.7
8/8/78	278.7	287.9	280.3	387.2	391.1
8/9/78	279.0	291.1	276.6	389.5	395.3
8/10/78	278.3	291.5	274.7	391.4	398.4
8/11/78	279.7	291.2	278.5	396.7	402.8
8/12/78	280.7	290.0	279.2	400.9	407.6
8/13/78	282.3	287.7	279.9	406.8	414.4
8/14/78	283.7	286.8	280.7	412.9	422.5
8/15/78	286.0	287.6	282.4	421.5	434.8
8/16/78	288.5	288.0	284.8	433.4	452.3
8/17/78	291.9	290.6	287.8	447.8	471.9
8/18/78	296.4	293.9	292.0	464.4	492.9
8/19/78	302.1	297.8	297.2	479.5	512.3
8/20/78	308.6	302.7	302.8	493.0	529.6
8/21/78	315.1	307.3	308.4	508.1	544.4
8/22/78	321.9	313.5	314.2	521.3	557.1
8/23/78	329.2	319.1	320.8	532.8	564.4
8/24/78	336.6	324.8	327.5	540.1	570.9
8/25/78	343.8	329.9	333.8	546.7	576.3
8/26/78	350.1	334.6	339.2	553.6	583.0
8/27/78	356.0	339.0	344.2	562.5	592.8
8/28/78	361.5	343.5	348.9	574.4	606.9
8/29/78	367.0	348.1	354.0	588.0	622.3
8/30/78	373.2	352.8	360.0	602.5	642.5
8/31/78	377.9	359.4	365.1	616.9	661.0
9/1/78	376.4	361.2	366.1	629.1	674.9
9/2/78	377.2	362.5	367.2	641.6	689.6
9/3/78	379.3	364.3	369.2	652.8	699.0
9/4/78	382.7	367.5	372.2	658.4	698.4
9/5/78	384.4	369.6	373.8	655.9	690.2
9/6/78	385.5	370.8	374.9	651.2	677.6
9/7/78	386.6	372.0	375.9	644.9	663.9
9/8/78	388.3	373.0	377.2	631.8	644.9
9/9/78	388.8	374.1	377.5	618.2	620.1

## Daily DSM2

Date	Avg Of H3-DB6	Avg Of H4-DB5	Avg Of H4-DB6	Avg Of NAA-DB5	Avg Of NAA-DB6
9/10/78	387.6	373.5	376.2	600.8	600.3
9/11/78	385.6	371.6	374.3	583.3	581.5
9/12/78	383.0	369.8	371.8	569.5	562.5
9/13/78	379.6	367.2	368.5	556.8	543.7
9/14/78	375.6	364.5	364.7	545.5	526.9
9/15/78	371.8	361.7	361.0	534.3	508.5
9/16/78	368.7	359.4	358.1	524.8	489.6
9/17/78	367.8	358.6	357.3	512.3	484.7
9/18/78	365.7	357.4	355.2	496.8	456.6
9/19/78	362.2	354.2	351.8	473.2	438.3
9/20/78	357.7	350.2	347.6	452.8	417.9
9/21/78	353.8	346.9	344.1	436.9	398.8
9/22/78	349.7	344.3	340.4	420.7	382.5
9/23/78	344.4	340.2	335.6	408.4	368.7
9/24/78	341.1	337.2	332.8	401.3	361.1
9/25/78	339.0	335.2	330.8	391.7	350.4
9/26/78	339.0	335.0	330.8	383.5	339.8
9/27/78	337.7	334.4	329.5	373.8	332.1
9/28/78	334.2	331.5	325.9	364.2	324.7
9/29/78	330.9	328.3	322.9	357.8	318.4
9/30/78	328.7	328.2	321.8	337.5	313.5
10/1/78	326.9	329.0	322.9	336.6	311.1
10/2/78	326.9	331.4	326.2	325.0	317.0
10/3/78	327.3	334.5	329.3	320.1	313.7
10/4/78	329.6	338.2	333.6	316.8	311.2
10/5/78	330.9	341.5	337.0	316.6	307.1
10/6/78	331.9	344.5	339.8	312.6	303.9
10/7/78	331.2	345.8	341.2	310.1	300.4
10/8/78	330.4	346.8	342.9	308.0	297.3
10/9/78	330.1	348.9	344.5	304.9	294.7
10/10/78	329.0	349.5	345.0	301.3	291.8
10/11/78	325.4	348.4	343.4	297.8	290.2
10/12/78	323.4	347.3	342.0	295.4	288.9
10/13/78	323.8	347.8	342.3	294.9	286.3
10/14/78	324.3	347.3	342.5	294.0	284.7
10/15/78	319.6	344.1	338.1	293.1	283.1
10/16/78	314.1	338.2	332.5	291.4	281.4
10/17/78	312.1	335.6	329.3	289.5	280.2
10/18/78	311.1	332.6	327.3	289.1	278.8
10/19/78	309.8	331.0	325.6	289.9	278.5
10/20/78	310.1	330.7	325.8	287.7	279.1
10/21/78	311.1	331.7	326.5	287.4	279.2
10/22/78	311.2	332.9	327.4	287.1	279.9
10/23/78	309.4	331.7	325.7	290.5	279.8
10/24/78	312.2	332.2	326.5	291.1	280.9

## Daily DSM2

Date	Avg Of H3-DB6	Avg Of H4-DB5	Avg Of H4-DB6	Avg Of NAA-DB5	Avg Of NAA-DB6
10/25/78	315.7	334.7	328.9	289.4	282.9
10/26/78	317.7	337.1	330.7	291.1	281.9
10/27/78	319.3	339.1	332.2	293.8	285.0
10/28/78	322.6	342.0	335.9	294.7	288.4
10/29/78	325.5	347.1	339.6	298.4	292.0
10/30/78	325.9	348.7	341.3	302.1	297.7
10/31/78	331.7	352.1	346.8	308.0	305.1
11/1/78	341.1	358.7	354.8	314.3	314.3
11/2/78	350.1	366.1	362.9	323.0	325.5
11/3/78	358.0	372.2	369.9	333.3	336.9
11/4/78	365.5	378.0	375.9	343.1	347.0
11/5/78	373.5	383.8	381.6	350.4	354.5
11/6/78	383.9	390.2	387.3	354.9	359.8
11/7/78	393.2	395.8	392.6	358.8	363.6
11/8/78	398.9	400.9	397.0	361.3	365.1
11/9/78	403.7	405.2	401.0	362.4	365.7
11/10/78	406.6	408.5	404.3	364.2	364.5
11/11/78	413.0	413.7	409.1	363.9	364.2
11/12/78	418.5	417.2	413.2	363.4	363.8
11/13/78	423.9	421.6	417.4	362.8	363.5
11/14/78	429.7	425.9	421.7	363.4	364.4
11/15/78	438.0	432.5	427.3	364.6	365.8
11/16/78	445.6	438.2	432.9	366.5	368.2
11/17/78	453.2	445.0	438.6	369.3	371.3
11/18/78	458.2	449.2	442.9	373.0	375.2
11/19/78	461.2	452.9	446.7	376.5	379.6
11/20/78	466.9	458.6	451.7	380.4	384.4
11/21/78	472.0	462.7	456.4	383.9	390.0
11/22/78	480.9	470.1	463.1	388.9	396.8
11/23/78	486.0	473.6	466.6	394.8	404.7
11/24/78	489.1	475.7	469.1	399.5	412.8
11/25/78	491.1	477.8	471.5	403.5	417.5
11/26/78	491.3	478.4	472.6	408.3	419.8
11/27/78	491.0	479.0	473.7	411.2	421.5
11/28/78	489.9	478.9	473.9	413.4	422.4
11/29/78	488.7	479.7	474.4	415.6	423.7
11/30/78	476.7	472.1	463.3	419.0	426.1
12/1/78	444.1	438.0	423.0	422.9	429.6
12/2/78	411.3	403.8	389.5	426.3	432.9
12/3/78	390.7	386.4	373.2	429.4	435.5
12/4/78	377.6	375.0	361.0	429.1	434.4
12/5/78	371.1	368.9	354.2	426.3	429.4
12/6/78	364.7	363.5	349.8	423.0	422.1
12/7/78	358.3	359.6	343.6	418.5	414.5
12/8/78	351.5	354.4	336.9	412.4	403.4

## Daily DSM2

Date	Avg Of H3-DB6	Avg Of H4-DB5	Avg Of H4-DB6	Avg Of NAA-DB5	Avg Of NAA-DB6
12/9/78	340.9	342.0	321.6	401.9	393.5
12/10/78	334.4	334.0	314.6	392.8	385.4
12/11/78	328.0	326.4	309.1	385.2	377.6
12/12/78	322.2	317.8	304.1	380.9	376.3
12/13/78	318.5	313.6	301.8	378.4	377.3
12/14/78	315.1	309.2	300.4	377.6	380.0
12/15/78	313.0	307.5	301.0	380.4	386.1
12/16/78	311.7	307.6	303.2	389.1	398.3
12/17/78	314.2	312.1	308.4	404.6	418.1
12/18/78	319.7	318.4	315.5	424.6	443.1
12/19/78	325.3	325.9	325.2	450.0	473.2
12/20/78	329.4	336.9	339.2	479.0	509.3
12/21/78	336.7	350.3	355.5	498.9	548.4
12/22/78	347.4	362.5	370.6	518.2	571.6
12/23/78	355.6	373.3	382.5	540.7	599.3
12/24/78	362.7	386.5	398.0	573.2	625.1
12/25/78	370.3	399.8	413.0	601.8	649.6
12/26/78	378.0	414.9	428.6	636.8	687.8
12/27/78	387.2	433.0	447.8	682.0	734.2
12/28/78	398.3	454.4	472.4	731.6	787.7
12/29/78	412.9	483.1	504.0	785.7	843.7
12/30/78	428.7	512.3	536.6	830.1	891.0
12/31/78	447.3	542.1	564.5	861.8	918.4
1/1/79	472.0	571.8	592.6	900.6	941.5
1/2/79	497.4	599.7	619.1	920.9	958.8
1/3/79	518.4	622.3	639.3	932.4	963.9
1/4/79	538.4	640.2	659.4	934.8	973.6
1/5/79	555.1	656.4	675.6	939.5	971.7
1/6/79	568.9	668.1	688.9	946.3	978.2
1/7/79	582.3	680.0	702.3	949.4	985.6
1/8/79	591.3	686.9	709.1	946.8	980.8
1/9/79	593.7	689.3	706.1	943.3	971.5
1/10/79	602.2	693.3	712.9	943.8	967.4
1/11/79	605.1	697.5	711.2	935.7	953.7
1/12/79	606.1	694.5	706.9	924.3	942.1
1/13/79	608.3	694.8	706.0	913.9	928.2
1/14/79	604.5	689.4	695.5	896.6	907.1
1/15/79	601.5	681.7	685.5	879.8	890.8
1/16/79	599.0	673.8	677.6	864.2	871.8
1/17/79	596.8	670.0	670.9	848.3	851.3
1/18/79	596.3	666.2	666.4	829.2	834.7
1/19/79	593.6	659.5	659.5	810.9	817.3
1/20/79	585.0	646.7	646.4	786.0	790.2
1/21/79	577.9	635.9	633.0	754.9	757.1
1/22/79	580.1	633.8	631.1	731.5	730.2

## Daily DSM2

Date	Avg Of H3-DB6	Avg Of H4-DB5	Avg Of H4-DB6	Avg Of NAA-DB5	Avg Of NAA-DB6
1/23/79	572.4	621.9	618.6	705.9	698.3
1/24/79	565.6	612.4	607.6	679.1	672.2
1/25/79	566.9	610.8	605.6	666.6	662.5
1/26/79	564.2	605.7	599.0	648.7	642.2
1/27/79	557.0	595.3	587.9	627.1	619.8
1/28/79	552.9	588.2	580.5	612.8	604.6
1/29/79	548.0	582.0	572.2	595.1	586.4
1/30/79	543.9	573.8	565.0	580.6	573.3
1/31/79	545.5	574.9	565.3	574.3	567.8
2/1/79	541.7	569.9	561.3	563.7	560.3
2/2/79	534.6	564.4	553.5	563.7	551.7
2/3/79	521.7	553.6	538.2	551.9	531.8
2/4/79	510.7	542.6	523.9	534.1	511.6
2/5/79	506.0	539.0	517.6	530.2	500.9
2/6/79	502.5	533.6	512.9	519.5	491.6
2/7/79	500.6	529.2	509.9	508.6	483.8
2/8/79	499.3	529.1	507.8	505.4	479.8
2/9/79	492.2	521.0	500.0	498.0	471.8
2/10/79	487.8	514.8	495.1	493.0	467.1
2/11/79	481.2	507.9	487.7	482.7	458.6
2/12/79	472.4	499.5	478.2	474.8	449.3
2/13/79	477.0	494.2	483.2	473.6	457.9
2/14/79	477.5	495.5	483.4	471.1	454.2
2/15/79	474.8	491.8	479.9	466.7	448.1
2/16/79	476.6	490.8	481.9	461.6	452.4
2/17/79	470.6	483.8	475.2	460.0	445.2
2/18/79	467.8	480.4	472.1	457.7	441.3
2/19/79	463.2	478.8	466.7	453.7	432.6
2/20/79	458.8	473.0	461.6	439.4	423.2
2/21/79	467.7	479.9	470.8	440.9	427.2
2/22/79	470.4	482.3	473.2	439.6	427.2
2/23/79	473.8	484.4	476.6	442.8	431.9
2/24/79	472.2	481.5	474.6	441.8	432.2
2/25/79	470.1	478.8	472.3	440.2	431.2
2/26/79	478.1	485.7	480.5	444.7	437.9
2/27/79	488.8	497.0	491.5	444.1	437.2
2/28/79	493.5	506.0	501.2	441.0	434.4
3/1/79	502.4	509.3	512.6	438.4	434.3
3/2/79	512.0	478.2	492.1	433.6	429.9
3/3/79	517.3	431.5	450.6	426.0	421.1
3/4/79	518.8	372.1	393.2	419.9	413.4
3/5/79	517.7	339.3	352.6	412.7	403.5
3/6/79	516.4	327.0	333.8	405.8	396.6
3/7/79	513.5	328.5	332.4	397.8	388.3
3/8/79	510.4	332.8	335.8	389.0	382.2

## Daily DSM2

Date	Avg Of H3-DB6	Avg Of H4-DB5	Avg Of H4-DB6	Avg Of NAA-DB5	Avg Of NAA-DB6
3/9/79	510.5	332.0	336.5	382.7	378.3
3/10/79	506.8	343.0	346.9	375.1	371.2
3/11/79	489.4	368.2	374.3	364.5	359.8
3/12/79	461.7	393.8	400.7	353.5	351.4
3/13/79	435.7	418.2	421.7	347.3	344.7
3/14/79	407.7	436.6	436.5	340.4	332.6
3/15/79	388.0	447.1	444.2	333.4	329.1
3/16/79	373.7	450.7	446.3	323.7	323.3
3/17/79	362.0	450.4	445.7	317.6	316.8
3/18/79	349.5	441.2	436.6	312.2	304.8
3/19/79	339.5	431.0	425.0	308.1	298.9
3/20/79	337.0	420.7	415.6	305.3	297.6
3/21/79	334.5	416.8	412.2	302.6	294.8
3/22/79	330.0	412.8	407.4	300.8	292.9
3/23/79	325.2	405.7	400.1	297.4	291.7
3/24/79	320.7	396.2	390.9	296.1	292.3
3/25/79	316.7	385.5	379.7	294.9	290.6
3/26/79	309.7	367.8	363.5	293.2	283.8
3/27/79	311.6	364.6	360.7	290.3	287.2
3/28/79	311.1	371.2	367.1	289.3	284.9
3/29/79	311.7	374.9	370.1	288.2	284.4
3/30/79	310.2	371.5	367.5	284.7	282.2
3/31/79	307.3	365.8	361.3	284.0	278.2
4/1/79	316.3	373.7	368.6	292.0	288.1
4/2/79	326.3	374.7	375.9	300.6	299.1
4/3/79	331.1	369.4	374.3	305.9	305.2
4/4/79	333.6	364.4	370.4	312.7	311.0
4/5/79	335.3	359.5	365.5	320.0	317.7
4/6/79	337.3	354.8	359.9	329.2	326.4
4/7/79	341.1	354.6	357.8	336.4	334.6
4/8/79	346.3	357.0	359.2	341.3	340.6
4/9/79	351.3	358.0	360.6	343.4	344.2
4/10/79	355.1	361.3	363.2	345.4	346.1
4/11/79	358.7	363.4	365.8	347.1	348.3
4/12/79	361.9	366.1	368.7	348.7	350.1
4/13/79	364.7	369.0	371.7	350.6	352.1
4/14/79	367.4	371.9	374.6	352.8	354.4
4/15/79	369.7	374.0	377.0	354.2	356.3
4/16/79	371.2	374.5	378.2	354.5	357.1
4/17/79	371.0	372.9	377.2	352.4	355.7
4/18/79	370.2	371.2	375.5	350.6	353.8
4/19/79	369.6	370.2	374.3	350.3	353.1
4/20/79	370.0	370.7	374.3	352.3	354.3
4/21/79	370.9	371.4	374.9	355.0	356.9
4/22/79	372.0	372.4	375.8	356.7	358.9

## Daily DSM2

Date	Avg Of H3-DB6	Avg Of H4-DB5	Avg Of H4-DB6	Avg Of NAA-DB5	Avg Of NAA-DB6
4/23/79	372.7	372.9	376.4	356.9	359.5
4/24/79	374.0	374.3	377.8	357.0	359.8
4/25/79	376.7	377.6	380.8	359.1	361.9
4/26/79	376.6	376.2	380.6	356.7	360.5
4/27/79	375.4	374.4	379.2	354.1	358.1
4/28/79	375.1	374.1	378.8	354.2	357.7
4/29/79	374.8	373.7	378.2	354.4	357.7
4/30/79	373.9	372.7	376.9	354.8	357.9
5/1/79	372.7	370.8	375.2	355.1	358.1
5/2/79	372.3	370.2	374.3	356.0	359.0
5/3/79	372.2	370.0	373.8	357.3	360.1
5/4/79	374.1	372.5	375.6	361.4	363.5
5/5/79	375.2	373.0	376.4	363.5	366.0
5/6/79	376.4	373.9	377.5	366.6	369.1
5/7/79	375.9	372.6	376.9	368.1	370.9
5/8/79	375.4	371.5	376.2	369.4	372.3
5/9/79	375.9	372.2	376.7	371.9	374.8
5/10/79	376.3	372.9	377.2	374.9	377.4
5/11/79	378.3	375.1	379.3	379.2	381.0
5/12/79	380.7	378.1	381.9	383.7	384.2
5/13/79	382.4	380.2	383.8	386.6	386.3
5/14/79	383.5	381.3	385.0	388.3	388.2
5/15/79	384.8	382.6	386.3	390.2	390.6
5/16/79	385.9	383.9	387.3	392.7	392.4
5/17/79	387.0	385.1	388.4	394.7	393.1
5/18/79	387.8	385.8	389.1	395.3	392.7
5/19/79	386.5	383.0	387.6	395.6	393.3
5/20/79	381.6	376.0	382.3	390.8	393.5
5/21/79	374.6	367.9	374.9	374.2	383.4
5/22/79	367.5	360.3	367.6	356.2	366.2
5/23/79	359.4	352.3	359.3	346.1	353.9
5/24/79	337.9	331.7	337.8	339.3	345.6
5/25/79	323.7	321.6	323.9	328.9	333.7
5/26/79	320.6	319.1	320.9	319.7	322.8
5/27/79	317.5	316.3	317.7	315.8	317.5
5/28/79	315.8	315.3	316.0	314.8	316.1
5/29/79	315.2	314.9	315.4	314.7	316.0
5/30/79	315.2	315.0	315.4	315.0	316.3
5/31/79	318.1	318.7	318.3	319.4	319.4
6/1/79	325.1	325.1	325.0	326.6	325.4
6/2/79	332.5	332.3	332.4	333.1	332.2
6/3/79	339.3	338.1	339.0	338.2	338.4
6/4/79	346.6	345.1	346.4	344.6	345.0
6/5/79	351.1	352.0	351.7	350.8	350.0
6/6/79	349.6	353.4	351.3	353.0	349.9

## Daily DSM2

Date	Avg Of H3-DB6	Avg Of H4-DB5	Avg Of H4-DB6	Avg Of NAA-DB5	Avg Of NAA-DB6
6/7/79	344.8	350.6	347.2	349.9	346.0
6/8/79	339.7	346.1	342.3	344.8	340.7
6/9/79	335.1	341.5	337.8	339.3	335.3
6/10/79	331.1	337.6	333.8	334.4	330.7
6/11/79	328.4	335.5	331.1	331.6	327.2
6/12/79	326.1	333.0	328.8	327.9	323.6
6/13/79	326.1	332.6	328.8	325.3	321.5
6/14/79	323.4	330.8	326.2	322.3	316.8
6/15/79	320.8	328.9	323.5	318.0	312.3
6/16/79	320.9	328.7	323.6	314.9	309.7
6/17/79	321.6	329.7	324.2	313.7	307.1
6/18/79	320.1	329.8	322.9	311.4	303.7
6/19/79	317.0	326.6	320.0	306.5	299.8
6/20/79	315.3	325.0	318.3	305.0	297.6
6/21/79	313.1	323.4	316.3	301.7	294.5
6/22/79	308.4	319.4	311.6	297.0	289.9
6/23/79	305.4	316.8	308.7	293.7	287.0
6/24/79	304.9	315.5	308.3	293.4	286.1
6/25/79	306.2	316.5	309.6	292.6	286.7
6/26/79	304.1	314.9	307.9	291.5	284.5
6/27/79	300.5	311.9	304.4	288.3	281.8
6/28/79	297.4	308.9	301.3	286.5	279.0
6/29/79	295.0	306.3	298.7	283.5	276.8
6/30/79	286.1	300.8	292.7	288.9	267.4
7/1/79	279.4	297.5	285.2	283.4	251.0
7/2/79	277.3	293.8	284.4	272.0	245.5
7/3/79	275.8	291.5	282.5	268.4	243.0
7/4/79	273.7	288.4	278.9	265.9	241.5
7/5/79	273.1	284.9	276.9	265.6	240.8
7/6/79	273.3	283.5	276.4	265.3	243.5
7/7/79	273.0	281.4	275.8	264.6	250.4
7/8/79	272.1	279.0	274.8	266.2	256.7
7/9/79	272.5	279.8	275.1	269.4	264.9
7/10/79	272.3	279.4	275.2	275.6	273.2
7/11/79	272.5	278.7	275.3	282.9	282.6
7/12/79	273.4	279.2	276.1	290.9	292.8
7/13/79	274.2	279.7	277.0	299.9	302.5
7/14/79	275.2	280.4	277.9	307.5	313.2
7/15/79	277.3	283.3	280.5	316.0	323.2
7/16/79	279.9	285.4	282.8	324.0	333.2
7/17/79	282.4	287.6	285.0	333.4	344.8
7/18/79	284.9	288.3	286.6	342.7	355.8
7/19/79	288.3	290.6	289.6	351.7	365.9
7/20/79	292.1	293.6	293.2	363.7	380.7
7/21/79	295.9	296.4	296.7	381.3	402.8



## Daily DSM2

Date	Avg Of H3-DB6	Avg Of H4-DB5	Avg Of H4-DB6	Avg Of NAA-DB5	Avg Of NAA-DB6
7/22/79	300.0	299.4	300.5	401.1	426.1
7/23/79	305.1	303.8	305.2	420.6	449.3
7/24/79	310.5	308.4	310.6	439.7	471.8
7/25/79	316.6	314.0	316.4	459.2	493.4
7/26/79	322.4	319.4	322.1	475.7	514.3
7/27/79	328.1	324.5	327.7	490.0	532.0
7/28/79	333.6	329.8	333.2	502.8	544.3
7/29/79	339.0	335.0	338.7	512.7	548.3
7/30/79	343.1	339.2	342.6	518.7	549.6
7/31/79	345.3	341.6	345.1	520.9	548.6
8/1/79	346.0	342.6	346.0	521.1	548.8
8/2/79	347.2	342.9	346.3	521.8	545.5
8/3/79	347.8	343.5	346.7	521.0	541.5
8/4/79	346.9	343.2	345.9	521.9	542.0
8/5/79	346.1	342.5	345.1	525.6	546.3
8/6/79	345.8	342.1	344.8	532.1	552.8
8/7/79	345.6	342.3	344.7	538.3	559.8
8/8/79	345.8	342.4	344.7	545.1	566.9
8/9/79	346.7	343.6	345.4	551.9	571.9
8/10/79	348.5	344.8	347.0	556.3	576.5
8/11/79	351.7	347.8	349.7	560.9	579.8
8/12/79	354.8	350.9	352.6	558.8	579.9
8/13/79	358.6	354.1	356.0	559.8	580.0
8/14/79	363.4	357.8	360.6	558.6	580.8
8/15/79	369.3	363.2	366.3	558.5	577.6
8/16/79	374.6	368.3	371.7	555.6	571.7
8/17/79	379.8	372.7	376.6	548.6	564.0
8/18/79	384.9	377.6	381.4	541.1	557.2
8/19/79	389.0	381.5	385.2	538.1	553.4
8/20/79	392.8	384.7	388.6	536.9	552.1
8/21/79	396.8	388.7	392.3	534.1	552.9
8/22/79	400.7	391.7	396.1	538.5	555.0
8/23/79	404.7	396.0	400.1	537.5	557.2
8/24/79	410.3	400.9	405.7	543.0	559.3
8/25/79	416.1	406.0	411.6	544.8	560.7
8/26/79	422.8	412.5	418.1	543.2	560.7
8/27/79	428.2	417.4	423.8	544.3	560.6
8/28/79	434.1	422.9	429.7	543.9	560.8
8/29/79	439.4	428.1	434.9	546.4	562.3
8/30/79	444.2	431.7	440.0	547.6	565.3
8/31/79	449.5	436.2	445.0	553.3	570.6
9/1/79	454.5	442.7	449.7	565.9	582.8
9/2/79	456.6	445.6	452.5	574.2	596.1
9/3/79	460.2	450.0	457.1	588.2	617.1
9/4/79	464.3	454.4	462.8	606.9	643.7

## Daily DSM2

Date	Avg Of H3-DB6	Avg Of H4-DB5	Avg Of H4-DB6	Avg Of NAA-DB5	Avg Of NAA-DB6
9/5/79	468.4	460.3	468.6	628.6	672.1
9/6/79	476.2	469.1	478.7	653.9	706.2
9/7/79	485.7	479.1	490.4	678.3	739.6
9/8/79	495.7	490.3	502.5	704.3	762.5
9/9/79	508.1	503.3	517.1	729.0	803.8
9/10/79	522.8	520.0	534.1	750.5	832.3
9/11/79	537.9	536.9	551.2	772.6	846.0
9/12/79	552.1	550.2	567.1	789.0	859.1
9/13/79	566.1	563.8	582.5	801.3	870.1
9/14/79	580.0	578.8	597.5	815.5	881.7
9/15/79	592.6	592.1	611.3	827.9	892.4
9/16/79	605.5	605.4	625.1	840.6	904.7
9/17/79	616.6	616.5	636.8	850.6	916.5
9/18/79	624.1	624.5	644.6	863.0	928.2
9/19/79	635.0	635.4	656.0	876.3	941.4
9/20/79	645.4	645.1	666.6	887.1	949.1
9/21/79	654.1	654.3	675.6	892.4	949.0
9/22/79	663.8	661.3	685.5	899.8	953.4
9/23/79	672.4	669.0	694.3	904.7	955.2
9/24/79	677.4	676.3	699.1	907.3	957.7
9/25/79	683.0	680.2	704.6	914.4	960.9
9/26/79	690.2	687.8	711.8	920.5	966.3
9/27/79	695.6	694.2	716.9	925.9	971.3
9/28/79	698.1	698.9	719.1	931.7	976.7
9/29/79	700.0	699.9	720.7	938.7	988.6
9/30/79	698.6	699.6	720.1	940.2	999.1
10/1/79	684.9	689.2	707.4	940.6	995.2
10/2/79	671.8	680.5	697.2	949.8	1001.3
10/3/79	661.7	674.1	690.4	956.8	1013.3
10/4/79	653.3	669.8	683.9	975.5	1027.8
10/5/79	646.8	666.6	680.4	985.3	1042.1
10/6/79	642.2	662.8	678.8	988.6	1049.4
10/7/79	638.8	663.0	678.5	993.0	1054.2
10/8/79	636.6	663.8	679.9	997.5	1055.1
10/9/79	634.1	664.0	679.6	997.5	1051.0
10/10/79	630.7	663.2	677.5	998.6	1049.7
10/11/79	628.2	662.4	677.0	997.1	1046.9
10/12/79	627.6	663.3	680.4	986.1	1037.2
10/13/79	628.7	667.8	683.4	970.2	1021.6
10/14/79	629.9	670.4	684.2	955.8	1006.3
10/15/79	636.0	672.6	689.5	935.4	989.7
10/16/79	646.9	678.8	694.9	933.2	977.7
10/17/79	653.1	674.4	690.6	916.2	965.5
10/18/79	651.1	664.3	678.2	913.2	952.7
10/19/79	642.7	650.7	663.1	897.4	942.7

## Daily DSM2

Date	Avg Of H3-DB6	Avg Of H4-DB5	Avg Of H4-DB6	Avg Of NAA-DB5	Avg Of NAA-DB6
10/20/79	631.2	637.5	648.1	881.8	922.9
10/21/79	618.8	623.3	634.0	883.3	913.7
10/22/79	606.5	611.5	620.9	868.5	904.4
10/23/79	594.6	597.9	607.7	862.3	894.6
10/24/79	580.1	583.3	592.1	851.6	883.4
10/25/79	573.6	578.0	584.3	842.1	874.4
10/26/79	563.5	565.8	572.7	846.9	873.5
10/27/79	553.5	555.5	562.6	846.4	875.1
10/28/79	547.3	550.0	556.2	844.9	878.4
10/29/79	536.8	540.7	544.6	838.9	873.7
10/30/79	527.0	530.2	533.5	836.3	858.8
10/31/79	518.2	520.4	524.2	803.0	843.6
11/1/79	507.9	512.4	516.1	789.5	821.7
11/2/79	492.7	501.9	504.6	775.5	807.4
11/3/79	480.4	494.1	495.4	759.1	793.8
11/4/79	468.3	485.1	486.1	752.9	783.4
11/5/79	454.7	475.4	475.3	753.0	777.7
11/6/79	445.0	467.0	466.9	747.5	774.7
11/7/79	440.1	463.4	462.4	745.5	771.2
11/8/79	437.1	461.1	460.1	742.5	770.4
11/9/79	432.5	456.5	455.8	746.6	771.1
11/10/79	432.5	453.5	455.3	744.1	769.5
11/11/79	433.1	452.9	455.2	739.6	765.7
11/12/79	429.7	456.6	454.0	733.7	752.9
11/13/79	430.0	452.2	454.3	727.2	736.1
11/14/79	433.0	451.1	456.2	704.9	730.6
11/15/79	431.3	453.3	456.1	700.4	717.0
11/16/79	431.1	452.8	457.0	686.7	711.5
11/17/79	433.1	457.0	459.6	683.9	708.7
11/18/79	435.7	459.1	462.4	685.6	706.6
11/19/79	437.3	459.8	464.1	688.6	706.9
11/20/79	440.6	462.2	467.0	686.7	705.2
11/21/79	444.6	464.9	469.6	682.4	702.6
11/22/79	448.0	465.9	471.8	680.0	693.9
11/23/79	450.8	467.8	472.9	672.4	690.9
11/24/79	453.3	467.6	473.6	668.6	687.4
11/25/79	456.2	468.7	474.1	665.1	685.9
11/26/79	460.1	470.2	475.7	663.4	685.6
11/27/79	464.5	471.8	478.1	670.6	680.6
11/28/79	468.3	472.0	478.6	657.7	678.2
11/29/79	472.5	473.3	479.7	649.6	672.0
11/30/79	479.7	476.6	483.6	655.3	662.9
12/1/79	487.6	481.6	485.7	652.9	654.0
12/2/79	493.4	482.2	486.1	639.5	643.9
12/3/79	498.4	482.4	485.7	629.0	636.2

## Daily DSM2

Date	Avg Of H3-DB6	Avg Of H4-DB5	Avg Of H4-DB6	Avg Of NAA-DB5	Avg Of NAA-DB6
12/4/79	507.6	483.1	488.2	625.3	634.6
12/5/79	521.6	486.5	494.7	623.1	635.9
12/6/79	536.7	493.2	502.5	625.1	637.2
12/7/79	552.2	501.6	511.4	630.1	643.0
12/8/79	569.8	511.0	522.4	638.4	652.7
12/9/79	591.9	522.6	537.1	653.8	665.6
12/10/79	613.5	532.5	552.0	666.5	674.9
12/11/79	634.9	543.9	566.6	670.6	683.2
12/12/79	649.7	550.8	576.8	679.8	691.5
12/13/79	668.0	561.0	588.8	687.7	706.2
12/14/79	687.1	575.5	601.8	695.0	717.8
12/15/79	701.0	586.4	611.8	707.1	733.6
12/16/79	714.5	598.2	621.9	723.0	754.1
12/17/79	736.6	615.2	638.7	748.0	786.0
12/18/79	762.7	634.9	659.0	781.2	822.8
12/19/79	792.8	657.4	682.6	817.5	864.6
12/20/79	828.1	682.9	710.5	860.4	910.4
12/21/79	858.1	704.3	734.5	900.1	947.1
12/22/79	897.0	737.5	765.3	944.8	989.4
12/23/79	925.5	751.4	787.2	960.8	1026.1
12/24/79	925.1	762.7	788.0	979.0	1038.6
12/25/79	943.2	768.8	802.2	994.8	1074.5
12/26/79	964.0	780.2	817.9	1019.1	1117.1
12/27/79	974.1	785.4	825.0	1035.8	1121.7
12/28/79	977.8	788.9	825.9	1036.3	1084.7
12/29/79	947.4	778.0	800.0	1009.7	1041.5
12/30/79	902.5	750.5	763.2	972.5	993.9
12/31/79	869.5	732.1	736.2	940.3	956.1
1/1/80	833.0	706.4	706.3	920.8	934.1
1/2/80	796.3	680.6	676.7	900.4	912.0
1/3/80	752.7	650.2	642.1	873.0	879.4
1/4/80	711.2	623.0	610.3	842.7	840.8
1/5/80	674.7	597.8	583.2	812.1	801.5
1/6/80	640.6	582.1	558.1	777.6	763.2
1/7/80	621.4	566.2	544.9	750.0	727.9
1/8/80	588.8	529.9	521.4	713.6	690.0
1/9/80	576.0	519.2	513.4	726.7	662.1
1/10/80	557.9	510.2	500.4	693.3	613.2
1/11/80	543.4	498.9	490.9	618.2	577.9
1/12/80	535.2	494.7	487.1	582.8	557.6
1/13/80	519.1	487.6	476.9	548.4	527.3
1/14/80	532.6	499.5	491.7	529.4	523.8
1/15/80	547.1	514.7	506.9	521.7	512.9
1/16/80	564.8	527.9	525.2	514.1	508.2
1/17/80	543.1	488.7	511.7	518.0	513.6

## Daily DSM2

Date	Avg Of H3-DB6	Avg Of H4-DB5	Avg Of H4-DB6	Avg Of NAA-DB5	Avg Of NAA-DB6
1/18/80	416.0	378.4	404.6	529.6	526.7
1/19/80	350.2	344.4	347.3	544.8	545.0
1/20/80	330.8	323.5	328.4	553.0	555.7
1/21/80	320.5	317.6	320.7	529.3	545.6
1/22/80	317.1	314.3	316.8	445.6	477.9
1/23/80	314.0	312.1	313.9	368.1	389.1
1/24/80	313.0	311.8	313.0	338.7	347.1
1/25/80	312.2	310.9	312.2	326.2	330.8
1/26/80	311.7	310.6	311.8	319.8	323.4
1/27/80	311.5	310.5	311.6	318.9	322.1
1/28/80	311.5	310.1	311.6	319.8	322.7
1/29/80	311.0	309.8	311.1	317.7	319.3
1/30/80	311.1	309.8	311.2	317.9	319.5
1/31/80	313.3	314.7	313.5	319.3	323.2
2/1/80	318.7	319.2	319.0	320.8	323.1
2/2/80	299.6	299.3	300.0	300.3	303.7
2/3/80	297.0	297.4	297.4	296.9	298.4
2/4/80	298.1	298.2	298.7	298.1	300.3
2/5/80	300.0	299.4	299.5	299.0	300.4
2/6/80	303.2	302.2	302.5	301.9	303.3
2/7/80	305.1	305.1	305.2	306.3	309.0
2/8/80	307.1	306.8	306.9	309.3	311.6
2/9/80	311.3	310.3	311.1	315.1	316.3
2/10/80	319.2	317.8	318.9	326.7	330.7
2/11/80	319.5	318.3	319.3	341.6	346.4
2/12/80	318.9	317.4	318.8	354.4	357.4
2/13/80	319.0	317.6	319.9	365.1	368.2
2/14/80	319.6	317.5	320.2	366.5	373.1
2/15/80	320.9	318.2	321.0	366.6	374.0
2/16/80	322.8	319.0	322.2	376.3	381.7
2/17/80	320.0	316.5	319.9	378.5	386.0
2/18/80	320.5	317.4	320.4	350.7	362.5
2/19/80	317.2	313.2	317.2	328.9	335.2
2/20/80	306.0	304.1	306.0	316.1	319.2
2/21/80	300.8	298.5	299.7	302.3	304.7
2/22/80	295.9	295.1	295.3	297.2	298.4
2/23/80	293.0	293.0	293.0	294.2	294.7
2/24/80	291.3	291.2	291.1	291.6	291.5
2/25/80	289.2	289.3	289.1	290.3	290.0
2/26/80	288.8	288.6	288.4	290.0	289.7
2/27/80	288.7	288.7	288.5	290.2	289.7
2/28/80	290.6	290.8	290.2	292.0	291.4
2/29/80	285.0	284.1	284.3	284.0	284.8
3/1/80	278.6	277.4	278.1	279.2	280.0
3/2/80	218.9	214.5	219.6	229.0	238.4

## Daily DSM2

Date	Avg Of H3-DB6	Avg Of H4-DB5	Avg Of H4-DB6	Avg Of NAA-DB5	Avg Of NAA-DB6
3/3/80	203.6	205.6	205.0	202.2	202.9
3/4/80	202.9	204.7	203.7	201.7	203.3
3/5/80	201.8	202.8	202.2	202.4	203.5
3/6/80	201.8	202.2	202.2	203.5	204.3
3/7/80	201.7	201.9	201.9	203.6	204.2
3/8/80	201.4	201.3	201.5	202.7	203.0
3/9/80	200.8	200.6	200.8	201.9	202.0
3/10/80	200.2	200.2	200.2	201.3	201.5
3/11/80	200.0	200.2	200.1	200.1	200.9
3/12/80	200.4	200.5	200.4	201.0	201.4
3/13/80	200.4	200.4	200.4	201.4	201.9
3/14/80	200.4	200.3	200.4	201.8	202.5
3/15/80	201.0	200.9	201.0	203.0	203.5
3/16/80	201.4	200.9	201.4	204.9	205.7
3/17/80	201.8	200.9	201.8	207.0	207.8
3/18/80	201.6	200.8	201.6	207.1	208.6
3/19/80	201.6	200.8	201.5	205.4	206.9
3/20/80	202.0	201.1	202.0	204.2	205.5
3/21/80	202.3	201.4	202.2	204.1	205.5
3/22/80	202.5	201.7	202.4	205.2	206.6
3/23/80	203.0	202.0	202.8	207.3	208.5
3/24/80	203.5	202.6	203.4	210.5	211.1
3/25/80	204.9	202.6	203.4	213.6	214.2
3/26/80	205.0	203.1	203.9	216.0	217.0
3/27/80	204.5	203.9	205.0	218.6	219.4
3/28/80	204.9	204.3	205.2	222.3	222.9
3/29/80	205.3	204.5	205.5	226.9	227.1
3/30/80	205.3	204.6	205.3	232.1	232.5
3/31/80	205.7	205.0	205.9	235.8	237.0
4/1/80	206.4	205.8	206.6	225.2	230.5
4/2/80	209.4	209.9	209.5	213.7	217.2
4/3/80	214.7	215.8	214.6	237.2	227.7
4/4/80	227.0	233.3	226.4	271.9	258.9
4/5/80	256.6	267.1	255.6	305.1	297.8
4/6/80	284.3	292.4	283.6	316.1	314.4
4/7/80	300.9	307.2	300.3	320.0	319.7
4/8/80	311.5	316.3	311.1	322.5	322.4
4/9/80	320.2	323.3	319.8	324.4	324.6
4/10/80	324.6	326.8	324.2	326.5	326.5
4/11/80	328.1	330.0	327.7	328.6	328.6
4/12/80	329.8	331.7	329.3	330.7	330.5
4/13/80	331.6	333.1	331.1	332.0	332.2
4/14/80	333.7	334.5	333.3	331.6	332.6
4/15/80	334.7	335.3	334.4	331.5	332.8
4/16/80	335.9	336.6	335.6	331.4	332.7

## Daily DSM2

Date	Avg Of H3-DB6	Avg Of H4-DB5	Avg Of H4-DB6	Avg Of NAA-DB5	Avg Of NAA-DB6
4/17/80	337.2	337.4	337.0	329.7	331.7
4/18/80	338.5	338.2	338.3	329.1	331.0
4/19/80	339.6	338.9	339.5	328.5	330.4
4/20/80	339.8	338.4	339.7	326.7	328.7
4/21/80	340.5	339.1	340.4	327.1	328.8
4/22/80	340.7	339.2	340.7	327.5	329.1
4/23/80	340.8	339.4	340.8	328.5	329.8
4/24/80	342.2	340.9	342.2	330.6	331.7
4/25/80	343.9	342.9	343.9	333.5	334.3
4/26/80	346.1	344.9	346.1	335.6	336.9
4/27/80	347.8	346.7	347.8	337.0	338.5
4/28/80	348.7	347.0	348.6	336.8	338.9
4/29/80	349.7	347.9	349.6	336.9	339.3
4/30/80	349.6	347.3	349.5	337.9	340.2
5/1/80	348.1	345.4	348.0	337.8	340.5
5/2/80	347.3	344.8	347.2	337.8	340.7
5/3/80	347.0	344.8	347.0	338.0	340.9
5/4/80	347.2	345.2	347.2	339.2	341.5
5/5/80	347.7	346.1	347.7	339.9	342.0
5/6/80	349.3	348.1	349.3	341.4	343.2
5/7/80	351.7	350.7	351.7	343.9	345.6
5/8/80	354.0	353.0	353.9	346.5	348.0
5/9/80	355.7	354.5	355.7	348.5	350.2
5/10/80	356.3	354.8	356.3	348.8	350.9
5/11/80	356.4	354.7	356.4	347.6	350.3
5/12/80	356.9	355.2	356.9	346.9	349.8
5/13/80	357.6	355.8	357.6	346.9	349.7
5/14/80	357.7	355.5	357.7	345.6	348.8
5/15/80	357.7	355.5	357.6	344.7	347.7
5/16/80	357.4	355.0	357.3	342.9	346.2
5/17/80	356.4	353.3	356.3	342.2	345.4
5/18/80	354.0	350.7	353.9	340.3	343.5
5/19/80	351.7	348.6	351.7	338.8	341.6
5/20/80	349.6	346.8	349.6	336.9	339.7
5/21/80	347.9	345.5	347.9	335.2	337.6
5/22/80	346.5	344.6	346.5	333.2	335.1
5/23/80	346.3	344.5	346.3	333.3	334.8
5/24/80	347.1	345.6	347.1	335.6	336.7
5/25/80	348.9	347.3	348.9	339.5	340.3
5/26/80	350.9	349.3	350.9	343.7	344.3
5/27/80	352.6	350.5	352.5	346.4	347.9
5/28/80	354.0	351.8	353.9	349.2	350.9
5/29/80	355.7	353.3	355.5	351.0	353.2
5/30/80	356.6	353.9	356.5	351.6	354.5
5/31/80	361.9	360.7	361.7	358.6	359.5

## Daily DSM2

Date	Avg Of H3-DB6	Avg Of H4-DB5	Avg Of H4-DB6	Avg Of NAA-DB5	Avg Of NAA-DB6
6/1/80	368.5	368.4	368.3	365.5	364.6
6/2/80	370.8	367.6	370.5	365.6	363.2
6/3/80	368.3	369.0	367.9	360.9	357.0
6/4/80	397.5	412.4	397.4	353.5	349.6
6/5/80	434.3	441.5	434.2	346.3	342.0
6/6/80	443.9	448.0	443.9	341.6	337.6
6/7/80	441.0	445.7	441.0	336.4	332.2
6/8/80	436.6	441.8	436.5	331.8	327.8
6/9/80	429.2	434.4	429.0	329.2	325.4
6/10/80	422.8	427.9	422.6	329.3	325.3
6/11/80	418.6	423.8	418.3	331.3	326.2
6/12/80	414.0	419.1	413.6	333.1	326.6
6/13/80	410.3	415.1	409.8	334.3	327.5
6/14/80	408.9	413.9	408.4	336.7	329.4
6/15/80	411.2	416.9	410.7	337.5	329.1
6/16/80	420.5	427.9	420.1	337.7	328.7
6/17/80	431.7	439.1	431.4	339.6	330.1
6/18/80	441.3	447.9	441.0	338.1	329.4
6/19/80	448.5	453.8	448.3	338.3	328.4
6/20/80	454.6	459.0	454.5	340.8	328.0
6/21/80	458.0	462.0	457.9	341.0	325.9
6/22/80	459.7	463.7	459.5	339.4	324.2
6/23/80	459.1	463.7	458.9	336.3	321.7
6/24/80	457.9	463.1	457.7	332.8	319.5
6/25/80	458.3	463.6	458.1	331.8	317.3
6/26/80	457.6	462.7	457.4	328.3	315.0
6/27/80	454.3	459.7	454.0	322.7	311.9
6/28/80	454.4	460.0	454.2	324.6	311.9
6/29/80	457.0	462.5	456.8	322.8	311.1
6/30/80	458.5	465.1	459.4	324.9	310.0
7/1/80	443.7	448.6	443.8	319.7	297.8
7/2/80	421.6	426.6	420.0	316.3	288.3
7/3/80	401.8	407.4	400.1	312.9	279.7
7/4/80	389.0	399.9	386.1	309.6	276.8
7/5/80	383.3	392.2	381.1	303.6	271.2
7/6/80	377.3	385.9	375.9	300.5	267.6
7/7/80	371.7	379.5	369.9	297.3	266.3
7/8/80	366.7	374.4	364.4	296.2	271.4
7/9/80	363.3	371.9	361.0	293.9	272.0
7/10/80	361.0	368.5	358.7	291.8	273.0
7/11/80	361.8	371.3	359.3	291.4	273.6
7/12/80	361.9	372.0	359.3	292.8	274.8
7/13/80	361.6	371.4	358.6	293.5	275.7
7/14/80	359.8	369.9	356.7	295.6	275.8
7/15/80	359.4	370.3	356.5	297.3	276.1



## Daily DSM2

Date	Avg Of H3-DB6	Avg Of H4-DB5	Avg Of H4-DB6	Avg Of NAA-DB5	Avg Of NAA-DB6
7/16/80	357.5	369.4	354.6	297.6	272.7
7/17/80	354.7	366.2	351.7	296.4	274.9
7/18/80	352.8	371.4	349.3	295.2	271.2
7/19/80	350.5	372.3	344.7	291.6	270.3
7/20/80	350.0	370.2	345.9	289.0	268.9
7/21/80	348.0	368.5	344.9	287.9	267.5
7/22/80	346.1	362.6	343.1	287.0	267.2
7/23/80	343.4	358.5	340.7	286.0	268.5
7/24/80	340.5	354.8	337.5	285.3	270.9
7/25/80	339.1	353.2	335.5	285.3	273.0
7/26/80	337.1	351.0	333.2	286.6	275.9
7/27/80	333.6	346.4	329.7	288.6	279.6
7/28/80	331.9	344.0	327.5	291.2	284.1
7/29/80	331.0	343.0	327.1	295.1	288.1
7/30/80	327.7	338.5	323.9	298.7	292.4
7/31/80	322.9	332.5	319.1	300.9	295.1
8/1/80	315.8	330.5	321.4	302.2	297.4
8/2/80	310.9	335.4	327.4	303.1	299.4
8/3/80	304.4	339.7	330.6	303.7	300.8
8/4/80	300.8	342.2	332.6	305.3	303.2
8/5/80	297.1	343.8	333.8	307.6	306.9
8/6/80	293.8	344.0	334.7	311.1	312.7
8/7/80	291.1	342.8	334.3	316.6	320.1
8/8/80	290.5	341.5	333.7	323.6	329.2
8/9/80	289.7	341.1	332.9	331.1	339.2
8/10/80	289.4	340.3	332.6	339.8	349.7
8/11/80	290.1	338.9	331.7	348.6	360.3
8/12/80	290.5	337.9	329.8	356.9	370.2
8/13/80	291.3	334.4	326.9	364.9	379.2
8/14/80	292.0	331.5	324.4	371.7	385.7
8/15/80	289.5	330.9	323.4	377.6	391.6
8/16/80	288.3	331.3	322.8	383.4	396.3
8/17/80	286.1	329.5	320.2	388.6	401.4
8/18/80	291.3	328.8	320.4	392.3	405.0
8/19/80	292.1	330.4	322.7	398.3	412.1
8/20/80	292.7	331.7	323.8	407.8	423.5
8/21/80	294.0	331.4	324.6	416.3	433.9
8/22/80	296.3	332.4	327.0	427.3	448.0
8/23/80	299.4	335.0	329.6	443.7	470.2
8/24/80	303.7	336.4	331.8	462.4	494.9
8/25/80	309.2	337.6	333.4	481.3	519.8
8/26/80	315.7	339.1	334.9	501.9	546.0
8/27/80	322.7	339.5	335.8	520.9	569.9
8/28/80	330.1	340.7	336.9	536.9	583.4
8/29/80	337.3	342.8	339.5	551.7	599.1

## Daily DSM2

Date	Avg Of H3-DB6	Avg Of H4-DB5	Avg Of H4-DB6	Avg Of NAA-DB5	Avg Of NAA-DB6
8/30/80	345.2	345.5	342.4	565.5	607.6
8/31/80	351.1	348.2	345.7	570.0	611.1
9/1/80	354.5	351.7	349.8	573.3	609.9
9/2/80	355.8	355.3	353.5	574.7	609.8
9/3/80	357.2	358.8	357.2	579.2	611.5
9/4/80	358.5	362.0	360.4	582.8	612.6
9/5/80	360.1	364.9	363.2	582.1	611.1
9/6/80	362.1	367.3	365.5	579.3	606.5
9/7/80	363.7	369.7	368.0	572.9	598.7
9/8/80	364.6	372.4	370.6	566.2	589.6
9/9/80	365.2	374.9	372.9	558.3	579.3
9/10/80	366.1	377.3	375.2	550.6	567.1
9/11/80	366.9	379.6	377.3	537.9	554.8
9/12/80	367.4	380.9	378.6	528.9	532.5
9/13/80	367.5	382.8	380.3	519.9	513.6
9/14/80	367.2	384.3	381.8	505.9	494.5
9/15/80	366.2	385.5	382.9	480.3	476.6
9/16/80	365.1	386.3	383.8	465.1	461.7
9/17/80	363.2	387.3	384.7	448.3	443.7
9/18/80	361.5	389.3	386.3	432.1	425.1
9/19/80	359.4	391.0	387.6	415.5	407.5
9/20/80	356.9	391.9	388.5	405.2	393.1
9/21/80	354.7	393.2	389.4	393.4	384.1
9/22/80	351.9	393.3	389.7	381.3	375.8
9/23/80	348.9	393.1	389.3	374.9	367.0
9/24/80	347.4	394.1	390.1	373.7	357.7
9/25/80	346.1	395.5	391.3	366.9	351.7
9/26/80	344.9	396.9	392.4	357.6	344.3
9/27/80	343.5	397.6	393.0	351.0	334.5
9/28/80	341.7	397.2	392.7	345.7	326.0
9/29/80	339.9	397.5	393.0	333.8	319.2
9/30/80	337.9	395.9	391.7	325.4	311.5
10/1/80	337.6	391.9	387.8	315.3	307.3
10/2/80	339.5	387.7	383.6	310.1	304.4
10/3/80	340.8	383.2	378.1	304.8	300.0
10/4/80	342.6	379.3	373.9	300.2	297.2
10/5/80	345.5	377.7	372.2	300.2	293.8
10/6/80	349.4	378.1	372.8	297.2	292.2
10/7/80	353.0	378.8	373.7	297.0	289.9
10/8/80	355.9	379.3	373.9	295.1	288.5
10/9/80	359.7	380.8	375.5	297.1	288.4
10/10/80	362.4	381.7	376.0	295.6	286.2
10/11/80	363.8	380.6	375.1	293.5	284.6
10/12/80	365.2	380.1	374.1	294.6	283.5
10/13/80	366.8	379.3	373.9	294.3	283.7

## Daily DSM2

Date	Avg Of H3-DB6	Avg Of H4-DB5	Avg Of H4-DB6	Avg Of NAA-DB5	Avg Of NAA-DB6
10/14/80	366.9	378.8	371.8	294.5	284.1
10/15/80	357.8	368.4	359.1	293.6	282.1
10/16/80	349.0	357.0	349.6	293.4	282.9
10/17/80	342.8	351.7	344.8	295.2	283.2
10/18/80	337.7	348.5	341.3	295.3	282.8
10/19/80	334.4	346.0	339.2	294.6	283.1
10/20/80	333.1	345.8	338.1	295.8	280.9
10/21/80	334.8	347.7	339.0	293.4	278.6
10/22/80	335.1	345.8	338.1	290.1	277.0
10/23/80	338.1	348.1	339.9	289.5	276.8
10/24/80	340.2	348.6	340.2	286.2	273.7
10/25/80	341.7	348.0	340.2	283.8	272.9
10/26/80	345.2	349.9	342.6	283.8	273.4
10/27/80	348.2	351.6	344.4	283.4	273.7
10/28/80	349.4	350.9	344.1	283.5	273.9
10/29/80	346.3	348.0	340.2	285.2	275.1
10/30/80	345.7	347.0	340.4	288.3	278.7
10/31/80	349.0	349.9	345.8	291.6	281.3
11/1/80	355.8	358.8	354.7	291.9	282.6
11/2/80	363.4	366.4	363.1	294.9	285.7
11/3/80	369.8	374.6	370.6	296.1	287.0
11/4/80	376.0	384.1	378.9	298.7	289.5
11/5/80	381.6	396.0	388.7	299.5	290.9
11/6/80	387.3	410.1	400.9	301.2	292.2
11/7/80	393.1	423.7	414.4	301.5	292.9
11/8/80	397.9	433.0	424.4	300.8	292.4
11/9/80	402.2	441.0	432.8	300.5	292.7
11/10/80	406.0	449.0	440.5	300.5	293.1
11/11/80	410.7	458.4	449.9	300.6	293.5
11/12/80	415.5	466.4	458.1	300.5	292.7
11/13/80	420.8	474.6	466.2	300.0	292.2
11/14/80	426.3	482.9	474.5	300.0	291.7
11/15/80	433.8	493.0	485.0	301.1	292.0
11/16/80	441.5	499.9	493.1	301.7	293.0
11/17/80	446.0	503.4	497.7	301.7	293.1
11/18/80	449.8	506.3	501.3	303.0	294.2
11/19/80	452.8	508.1	503.9	303.4	294.7
11/20/80	455.3	509.2	505.6	304.0	296.0
11/21/80	456.6	509.2	505.9	304.2	297.0
11/22/80	460.0	511.1	508.1	305.9	300.0
11/23/80	466.6	513.4	511.0	307.9	302.9
11/24/80	474.1	515.5	513.1	310.5	306.6
11/25/80	480.3	517.7	515.5	314.5	311.1
11/26/80	487.4	520.0	518.1	318.5	315.1
11/27/80	492.7	521.9	520.3	321.1	318.2

## Daily DSM2

Date	Avg Of H3-DB6	Avg Of H4-DB5	Avg Of H4-DB6	Avg Of NAA-DB5	Avg Of NAA-DB6
11/28/80	496.5	523.8	522.4	324.3	320.8
11/29/80	499.1	525.4	524.2	326.8	322.5
11/30/80	490.2	523.0	519.1	328.2	324.5
12/1/80	426.1	486.4	461.3	327.2	324.7
12/2/80	371.7	419.4	390.4	327.9	326.0
12/3/80	362.1	394.6	376.7	328.9	326.6
12/4/80	352.9	384.5	365.7	331.6	331.0
12/5/80	345.0	373.4	356.5	336.3	338.0
12/6/80	341.3	364.4	351.6	341.7	344.5
12/7/80	337.7	358.2	346.8	345.3	348.5
12/8/80	332.0	349.3	339.7	348.8	352.7
12/9/80	326.5	343.4	333.1	351.7	355.7
12/10/80	320.1	334.4	325.5	352.7	356.2
12/11/80	315.3	327.2	319.4	351.7	355.5
12/12/80	312.6	326.3	315.7	351.5	355.7
12/13/80	311.2	324.7	313.1	352.9	357.8
12/14/80	311.4	326.0	312.0	356.6	363.1
12/15/80	311.9	327.2	310.9	361.2	370.5
12/16/80	315.6	323.9	313.8	366.4	377.9
12/17/80	315.7	321.0	312.5	374.0	386.5
12/18/80	321.7	322.4	317.4	384.4	399.7
12/19/80	330.2	324.6	324.5	398.3	414.8
12/20/80	341.5	331.3	334.5	414.7	433.1
12/21/80	354.8	341.3	346.6	433.1	454.6
12/22/80	372.4	354.4	362.9	456.5	480.8
12/23/80	392.2	370.2	381.1	480.4	506.7
12/24/80	412.7	387.3	400.4	505.6	532.4
12/25/80	435.3	406.4	421.6	529.8	561.7
12/26/80	455.7	421.6	441.0	548.3	587.2
12/27/80	475.5	434.7	460.4	564.1	617.1
12/28/80	495.1	445.9	478.9	587.9	647.4
12/29/80	523.3	460.3	507.2	615.7	684.1
12/30/80	536.8	482.2	519.8	643.1	707.6
12/31/80	555.7	511.0	538.8	682.7	720.4
1/1/81	560.6	525.2	544.3	694.7	725.4
1/2/81	569.9	535.5	553.7	711.1	739.7
1/3/81	579.9	545.5	564.0	727.8	757.4
1/4/81	592.6	559.4	576.9	749.5	778.0
1/5/81	604.9	571.5	589.3	769.2	796.3
1/6/81	617.7	585.3	602.2	787.2	814.3
1/7/81	626.8	597.0	611.6	801.0	826.4
1/8/81	633.0	603.4	618.1	806.9	831.3
1/9/81	641.3	612.4	626.6	812.5	837.8
1/10/81	645.6	621.9	631.4	819.0	837.4
1/11/81	648.2	626.2	634.4	818.2	835.6

## Daily DSM2

Date	Avg Of H3-DB6	Avg Of H4-DB5	Avg Of H4-DB6	Avg Of NAA-DB5	Avg Of NAA-DB6
1/12/81	651.8	629.0	638.3	816.0	836.2
1/13/81	652.8	631.7	639.6	811.4	831.3
1/14/81	651.8	631.9	639.0	807.5	825.7
1/15/81	644.9	626.7	632.6	795.9	812.2
1/16/81	637.4	621.0	625.7	783.2	797.7
1/17/81	631.4	617.0	620.2	773.4	785.0
1/18/81	625.0	612.6	614.3	763.9	772.1
1/19/81	618.4	607.8	608.1	752.8	760.3
1/20/81	613.2	603.6	603.3	744.4	750.5
1/21/81	607.1	598.6	597.7	733.7	739.4
1/22/81	604.2	596.5	595.1	727.0	732.0
1/23/81	606.9	600.0	598.0	723.1	727.4
1/24/81	609.2	603.8	600.7	717.4	721.5
1/25/81	609.8	605.1	601.6	709.4	713.6
1/26/81	606.4	602.6	598.5	699.9	701.1
1/27/81	603.8	600.5	596.0	686.3	687.8
1/28/81	610.3	606.8	602.6	677.2	677.6
1/29/81	615.7	612.3	608.2	665.0	663.9
1/30/81	620.3	617.0	612.9	651.8	646.3
1/31/81	622.1	618.7	614.0	636.0	630.2
2/1/81	620.8	613.0	605.9	621.3	614.8
2/2/81	618.8	603.6	595.0	607.5	601.2
2/3/81	617.1	596.3	588.2	595.2	589.6
2/4/81	613.3	592.9	584.1	584.9	577.3
2/5/81	604.7	589.1	579.3	570.9	562.0
2/6/81	593.5	585.7	574.2	556.5	545.9
2/7/81	577.7	579.7	566.0	539.7	527.3
2/8/81	560.3	570.0	557.9	520.1	510.5
2/9/81	550.7	565.6	554.4	510.8	502.8
2/10/81	539.9	564.2	551.8	502.5	491.5
2/11/81	526.6	560.2	544.5	488.9	475.8
2/12/81	508.6	547.9	529.7	472.0	456.0
2/13/81	499.5	539.5	521.5	460.1	445.9
2/14/81	498.3	539.6	522.8	456.2	442.5
2/15/81	498.8	538.7	521.7	449.5	434.5
2/16/81	509.2	537.5	520.5	442.7	428.5
2/17/81	525.2	539.1	522.2	439.7	423.9
2/18/81	535.0	535.1	517.4	428.6	414.5
2/19/81	547.0	537.0	521.7	426.9	415.3
2/20/81	548.1	537.6	517.9	421.8	407.4
2/21/81	537.8	530.6	510.2	415.0	399.6
2/22/81	516.2	522.4	500.9	407.7	391.0
2/23/81	493.2	507.3	486.6	397.3	382.5
2/24/81	487.6	505.7	486.9	395.8	380.1
2/25/81	481.7	506.6	484.5	389.9	372.7

## Daily DSM2

Date	Avg Of H3-DB6	Avg Of H4-DB5	Avg Of H4-DB6	Avg Of NAA-DB5	Avg Of NAA-DB6
2/26/81	467.9	500.0	470.9	379.7	358.4
2/27/81	454.8	486.4	456.3	367.3	348.4
2/28/81	448.6	473.0	449.0	362.9	344.9
3/1/81	441.3	467.3	446.6	363.5	347.0
3/2/81	440.8	467.8	449.5	364.4	350.7
3/3/81	435.7	467.4	448.6	361.8	349.2
3/4/81	439.9	469.1	454.2	366.3	355.2
3/5/81	437.8	471.1	455.4	366.9	354.2
3/6/81	439.3	472.9	458.1	367.3	355.5
3/7/81	439.3	474.7	457.6	366.5	355.0
3/8/81	432.6	468.1	451.0	363.1	351.3
3/9/81	430.7	465.1	449.3	362.9	352.0
3/10/81	423.5	461.2	444.8	359.6	348.1
3/11/81	416.1	458.6	441.0	357.9	343.5
3/12/81	407.8	457.5	438.7	354.8	340.8
3/13/81	408.2	459.8	440.8	358.9	344.0
3/14/81	401.6	457.2	438.3	357.4	341.4
3/15/81	407.1	457.7	441.9	360.2	346.5
3/16/81	404.8	459.6	442.6	363.2	347.7
3/17/81	398.2	455.2	435.9	357.8	341.8
3/18/81	398.7	452.7	434.1	357.5	341.2
3/19/81	401.5	452.1	436.0	359.3	344.6
3/20/81	406.0	456.5	438.1	362.0	347.9
3/21/81	418.1	458.9	443.8	368.7	356.0
3/22/81	428.4	460.7	442.0	377.0	361.5
3/23/81	434.9	453.5	435.7	376.4	360.4
3/24/81	437.1	449.3	431.7	371.3	354.5
3/25/81	438.0	447.3	430.4	367.2	350.6
3/26/81	444.7	452.2	434.2	370.5	352.7
3/27/81	447.3	451.0	430.2	369.0	347.7
3/28/81	445.0	450.0	428.8	364.6	344.1
3/29/81	449.2	454.2	436.7	368.9	350.3
3/30/81	451.7	459.9	441.9	372.9	355.0
3/31/81	455.1	466.6	453.0	379.3	365.8
4/1/81	460.7	480.7	468.5	389.6	381.6
4/2/81	469.9	491.5	480.5	400.8	396.0
4/3/81	480.2	501.4	490.2	415.5	410.2
4/4/81	487.4	507.9	495.5	431.5	425.2
4/5/81	487.4	508.2	492.6	444.8	438.1
4/6/81	485.2	504.4	488.2	453.3	447.3
4/7/81	489.8	504.4	491.8	462.4	456.3
4/8/81	493.5	507.8	494.9	470.8	464.8
4/9/81	492.5	509.3	493.0	477.7	472.2
4/10/81	491.6	507.1	491.4	484.5	479.5
4/11/81	491.6	506.4	490.7	490.0	485.8

## Daily DSM2

Date	Avg Of H3-DB6	Avg Of H4-DB5	Avg Of H4-DB6	Avg Of NAA-DB5	Avg Of NAA-DB6
4/12/81	487.5	502.7	486.0	495.5	490.7
4/13/81	484.2	498.4	482.1	499.7	494.7
4/14/81	484.6	497.1	481.9	503.3	498.7
4/15/81	484.5	496.9	481.5	507.3	502.8
4/16/81	479.9	492.6	477.1	510.3	506.2
4/17/81	470.1	483.4	467.1	512.6	507.5
4/18/81	466.5	477.5	463.4	515.1	510.0
4/19/81	468.1	477.8	464.9	519.0	514.7
4/20/81	464.5	476.6	461.2	522.1	517.7
4/21/81	456.8	468.3	453.6	524.2	519.2
4/22/81	448.8	460.1	445.7	525.5	520.3
4/23/81	445.4	455.0	442.4	527.3	522.3
4/24/81	440.1	452.1	437.2	528.8	523.7
4/25/81	438.2	449.6	435.2	530.9	526.3
4/26/81	441.9	450.4	438.9	534.1	530.5
4/27/81	439.8	449.4	436.8	536.6	532.7
4/28/81	428.2	439.1	424.9	535.9	529.3
4/29/81	423.7	433.0	420.6	533.5	526.0
4/30/81	425.8	432.7	422.6	532.4	525.3
5/1/81	430.0	434.8	426.2	530.1	523.1
5/2/81	437.3	439.9	432.8	529.8	523.3
5/3/81	442.3	443.7	436.8	527.9	521.2
5/4/81	445.0	445.5	438.4	524.8	518.1
5/5/81	446.6	447.1	439.3	523.1	515.3
5/6/81	446.0	445.6	438.1	519.2	511.2
5/7/81	446.4	445.1	438.2	517.3	509.6
5/8/81	447.6	445.6	439.2	517.0	509.5
5/9/81	445.7	445.5	438.2	514.2	506.1
5/10/81	442.3	444.0	436.0	510.6	501.6
5/11/81	439.1	440.8	433.3	505.5	497.4
5/12/81	435.8	437.1	429.7	501.1	492.5
5/13/81	434.5	435.7	427.9	498.1	489.6
5/14/81	435.3	434.6	428.1	496.5	489.1
5/15/81	437.2	435.5	429.2	496.8	489.6
5/16/81	437.6	435.9	428.9	495.6	488.3
5/17/81	433.5	432.9	425.0	489.8	481.7
5/18/81	427.2	428.5	420.0	481.4	472.5
5/19/81	424.0	424.9	417.4	475.3	466.6
5/20/81	424.9	424.4	417.8	473.8	465.6
5/21/81	425.7	425.2	418.1	473.3	464.8
5/22/81	425.8	424.7	418.1	471.5	463.7
5/23/81	424.8	424.2	417.6	469.6	461.7
5/24/81	426.0	425.5	419.4	470.0	462.3
5/25/81	426.1	426.5	420.2	469.9	461.8
5/26/81	424.6	425.8	418.8	467.4	459.1

## Daily DSM2

Date	Avg Of H3-DB6	Avg Of H4-DB5	Avg Of H4-DB6	Avg Of NAA-DB5	Avg Of NAA-DB6
5/27/81	422.4	423.6	416.3	464.4	456.2
5/28/81	421.2	421.8	414.8	461.6	453.8
5/29/81	419.7	420.0	413.1	457.8	450.0
5/30/81	418.0	418.9	411.2	453.0	445.2
5/31/81	416.3	416.0	408.3	441.4	433.9
6/1/81	414.7	407.9	399.6	415.9	407.2
6/2/81	417.1	401.7	392.8	398.2	390.7
6/3/81	418.9	393.9	385.1	387.9	379.6
6/4/81	419.1	384.7	376.7	378.4	371.0
6/5/81	422.0	379.4	372.1	374.4	368.1
6/6/81	424.3	375.5	366.5	372.4	363.7
6/7/81	426.7	373.9	365.0	368.4	360.0
6/8/81	427.2	376.7	368.4	362.7	354.3
6/9/81	425.1	380.5	373.9	359.4	348.5
6/10/81	421.5	384.9	376.0	354.8	344.3
6/11/81	419.0	382.1	371.3	353.5	342.6
6/12/81	419.8	377.6	367.7	352.1	341.9
6/13/81	418.8	372.2	362.3	346.7	336.9
6/14/81	412.2	364.3	353.0	339.5	329.1
6/15/81	405.8	357.2	346.7	334.1	325.1
6/16/81	403.4	354.6	341.7	330.4	322.3
6/17/81	401.2	344.9	336.2	327.1	318.6
6/18/81	402.2	339.2	331.2	323.4	316.4
6/19/81	403.5	334.9	325.7	321.8	313.9
6/20/81	403.5	329.0	321.7	317.2	310.6
6/21/81	403.5	326.6	319.7	313.8	308.1
6/22/81	404.9	328.5	320.8	313.0	306.8
6/23/81	405.2	331.0	324.0	310.5	304.5
6/24/81	404.1	333.5	327.0	307.6	302.3
6/25/81	403.2	337.6	330.6	307.7	301.0
6/26/81	398.4	338.7	331.9	306.3	299.3
6/27/81	391.2	337.4	331.1	303.5	298.4
6/28/81	388.7	339.1	332.5	303.0	299.4
6/29/81	386.8	341.8	335.5	301.8	298.8
6/30/81	376.6	340.2	333.8	303.6	296.8
7/1/81	349.1	328.7	322.9	302.8	295.2
7/2/81	336.0	321.0	316.4	303.0	298.6
7/3/81	328.6	316.0	312.7	308.5	304.1
7/4/81	324.5	315.7	311.8	315.2	312.1
7/5/81	320.3	314.4	310.8	324.2	319.9
7/6/81	319.7	315.4	311.9	332.9	329.4
7/7/81	316.3	314.8	311.0	340.8	340.7
7/8/81	315.3	316.1	311.3	347.5	351.2
7/9/81	315.7	317.2	312.3	354.8	362.3
7/10/81	316.6	317.8	313.2	366.0	376.4



## Daily DSM2

Date	Avg Of H3-DB6	Avg Of H4-DB5	Avg Of H4-DB6	Avg Of NAA-DB5	Avg Of NAA-DB6
7/11/81	318.2	318.4	314.2	378.1	391.3
7/12/81	320.2	317.9	315.2	391.7	409.3
7/13/81	322.7	317.6	315.9	409.2	431.8
7/14/81	326.5	320.6	317.4	432.1	459.8
7/15/81	331.7	320.0	319.4	461.9	496.1
7/16/81	338.7	321.8	322.1	497.3	537.3
7/17/81	346.9	325.4	325.3	535.7	581.8
7/18/81	357.4	328.4	329.4	573.8	626.6
7/19/81	369.6	333.6	334.4	604.8	666.9
7/20/81	383.0	338.6	340.5	628.8	695.3
7/21/81	394.9	345.2	346.6	645.7	718.8
7/22/81	405.4	350.7	352.9	659.5	721.0
7/23/81	413.0	355.1	358.2	669.1	726.5
7/24/81	418.1	359.9	362.7	672.7	721.5
7/25/81	420.8	362.1	365.8	673.1	715.9
7/26/81	421.7	363.8	367.7	674.2	708.0
7/27/81	420.8	364.7	368.5	675.5	706.2
7/28/81	418.9	364.9	368.6	680.1	709.5
7/29/81	417.2	364.6	368.8	685.9	717.4
7/30/81	415.6	364.9	368.9	696.1	728.5
7/31/81	415.2	365.8	370.1	703.5	734.0
8/1/81	415.8	367.4	372.7	701.1	727.8
8/2/81	415.8	370.0	375.1	699.5	724.8
8/3/81	416.1	375.0	377.9	698.2	721.6
8/4/81	415.6	376.1	380.2	693.5	716.8
8/5/81	413.8	378.2	381.3	686.9	709.1
8/6/81	410.9	378.8	381.4	675.6	699.2
8/7/81	407.7	377.4	381.2	664.5	685.2
8/8/81	404.2	377.0	380.4	652.2	670.3
8/9/81	400.8	375.4	379.4	639.9	655.0
8/10/81	397.5	374.5	378.5	628.1	641.0
8/11/81	393.8	372.6	377.4	612.0	627.1
8/12/81	390.6	371.8	376.8	598.7	613.3
8/13/81	389.2	374.1	377.8	592.7	603.3
8/14/81	388.3	373.9	379.5	579.4	593.6
8/15/81	389.2	378.8	383.1	572.0	586.8
8/16/81	391.6	383.0	388.3	569.4	582.3
8/17/81	395.6	390.8	395.1	569.5	579.5
8/18/81	400.3	396.5	402.3	566.2	577.3
8/19/81	405.5	405.5	410.2	568.2	575.2
8/20/81	411.4	411.0	418.4	562.0	572.7
8/21/81	417.9	418.3	426.9	561.9	571.9
8/22/81	424.5	425.5	435.1	562.3	572.3
8/23/81	430.5	431.7	442.8	555.7	570.7
8/24/81	435.6	438.0	449.5	554.4	568.1

## Daily DSM2

Date	Avg Of H3-DB6	Avg Of H4-DB5	Avg Of H4-DB6	Avg Of NAA-DB5	Avg Of NAA-DB6
8/25/81	441.0	444.4	456.4	551.8	566.4
8/26/81	447.8	452.6	465.1	550.8	566.1
8/27/81	456.8	463.0	476.3	553.4	567.9
8/28/81	466.8	474.0	488.1	556.6	572.7
8/29/81	478.2	486.3	501.6	564.8	578.9
8/30/81	492.8	501.1	518.7	569.9	587.7
8/31/81	502.6	512.7	529.4	579.6	599.8
9/1/81	506.2	515.3	532.4	592.3	616.8
9/2/81	513.2	520.7	539.5	603.6	629.0
9/3/81	523.9	530.3	550.9	615.1	641.7
9/4/81	537.3	541.5	565.2	622.6	651.2
9/5/81	550.1	555.2	578.8	629.0	657.5
9/6/81	559.0	563.1	587.7	633.5	659.3
9/7/81	563.4	568.5	592.0	634.1	659.6
9/8/81	569.2	575.1	597.7	634.8	660.1
9/9/81	575.5	581.6	604.3	633.0	661.3
9/10/81	577.6	585.8	605.9	635.6	663.4
9/11/81	577.6	584.1	605.4	637.9	665.6
9/12/81	576.5	585.2	603.7	641.1	671.3
9/13/81	577.6	584.7	604.3	650.3	680.5
9/14/81	581.2	589.4	607.5	660.2	691.5
9/15/81	587.5	594.2	613.6	674.3	704.0
9/16/81	592.2	598.7	618.0	681.6	713.5
9/17/81	597.9	603.8	623.6	688.8	721.4
9/18/81	608.0	611.7	633.8	696.5	729.5
9/19/81	620.4	624.5	646.6	701.5	733.6
9/20/81	627.3	631.1	653.3	702.3	734.4
9/21/81	631.7	634.9	657.4	701.0	732.2
9/22/81	634.8	638.5	660.0	701.8	734.0
9/23/81	637.2	641.9	661.8	706.7	738.1
9/24/81	639.3	644.1	663.1	711.9	746.6
9/25/81	640.6	643.5	663.6	725.0	760.5
9/26/81	645.5	648.5	668.0	738.9	778.6
9/27/81	652.3	651.5	674.4	757.6	797.3
9/28/81	662.2	661.2	684.2	776.4	817.4
9/29/81	671.2	668.9	692.9	789.7	836.3
9/30/81	685.0	681.8	706.9	803.0	852.1
10/1/81	691.3	690.3	713.1	812.1	859.7
10/2/81	691.8	691.1	713.3	821.6	869.9
10/3/81	688.9	691.5	710.2	831.9	875.0
10/4/81	685.5	689.1	706.3	840.9	883.8
10/5/81	686.0	687.5	706.5	852.8	892.7
10/6/81	690.8	691.2	711.1	850.4	892.6
10/7/81	694.8	697.0	714.9	845.2	887.0
10/8/81	696.1	697.9	715.7	837.3	874.1

## Daily DSM2

Date	Avg Of H3-DB6	Avg Of H4-DB5	Avg Of H4-DB6	Avg Of NAA-DB5	Avg Of NAA-DB6
10/9/81	695.1	697.9	714.2	825.8	862.8
10/10/81	694.3	695.5	712.7	818.5	855.8
10/11/81	689.3	693.8	706.9	815.6	849.9
10/12/81	683.4	687.5	700.2	810.1	843.4
10/13/81	675.6	682.3	691.7	806.4	836.7
10/14/81	670.1	673.7	685.3	801.0	834.0
10/15/81	670.6	668.2	684.9	794.3	827.9
10/16/81	672.4	669.7	686.1	790.5	818.9
10/17/81	669.8	667.8	682.6	781.3	809.6
10/18/81	662.9	662.7	674.7	769.8	799.0
10/19/81	653.5	654.4	664.4	762.0	788.2
10/20/81	642.8	643.3	652.8	749.8	777.2
10/21/81	631.9	633.0	641.1	742.0	765.9
10/22/81	619.8	620.3	628.2	736.5	756.6
10/23/81	608.4	609.7	615.9	729.4	750.8
10/24/81	596.3	596.1	603.3	721.4	748.1
10/25/81	586.5	587.3	593.1	719.8	746.1
10/26/81	577.2	578.0	583.4	725.7	744.9
10/27/81	567.6	568.6	573.3	721.4	749.4
10/28/81	562.5	564.5	568.1	723.2	754.1
10/29/81	559.3	560.9	565.0	733.3	763.6
10/30/81	553.2	554.7	558.5	743.2	778.1
10/31/81	548.6	549.7	553.9	769.3	798.0
11/1/81	545.0	549.8	550.6	787.5	819.9
11/2/81	538.9	542.6	544.5	795.7	824.2
11/3/81	530.3	535.1	535.9	805.0	833.4
11/4/81	522.6	526.7	528.1	827.2	862.1
11/5/81	518.0	520.1	523.6	849.3	897.9
11/6/81	513.3	518.6	518.8	879.1	945.6
11/7/81	509.5	512.5	514.8	915.0	998.6
11/8/81	507.3	507.5	512.7	957.8	1057.1
11/9/81	507.3	508.8	512.7	998.9	1107.9
11/10/81	507.8	509.5	513.2	1053.7	1179.2
11/11/81	509.0	509.3	514.6	1131.8	1260.3
11/12/81	513.0	510.4	518.5	1210.7	1344.9
11/13/81	516.5	513.1	522.2	1291.8	1454.9
11/14/81	525.8	519.7	531.7	1430.3	1568.7
11/15/81	542.5	534.1	548.2	1536.9	1687.8
11/16/81	558.3	550.4	563.6	1595.7	1774.7
11/17/81	574.6	564.7	579.5	1643.9	1834.2
11/18/81	598.2	583.7	602.5	1682.7	1920.5
11/19/81	613.9	600.1	617.5	1691.7	1914.3
11/20/81	622.0	607.5	624.6	1686.7	1824.9
11/21/81	617.7	602.5	619.2	1633.7	1737.2
11/22/81	608.5	592.6	608.7	1579.2	1624.2

## Daily DSM2

Date	Avg Of H3-DB6	Avg Of H4-DB5	Avg Of H4-DB6	Avg Of NAA-DB5	Avg Of NAA-DB6
11/23/81	588.6	577.3	587.7	1514.7	1526.0
11/24/81	571.1	561.3	569.3	1445.8	1416.3
11/25/81	546.8	541.0	544.0	1362.8	1313.8
11/26/81	522.9	515.9	519.7	1283.6	1216.5
11/27/81	509.5	502.7	505.8	1193.4	1143.2
11/28/81	496.2	491.5	491.7	1116.6	1068.4
11/29/81	486.5	481.2	481.2	1065.6	1003.7
11/30/81	471.1	467.9	464.4	970.7	934.7
12/1/81	449.5	449.1	444.1	854.6	848.9
12/2/81	427.3	429.4	426.6	813.0	794.9
12/3/81	407.0	414.8	410.8	778.9	747.1
12/4/81	397.8	401.4	397.6	734.6	718.0
12/5/81	383.4	389.9	384.9	692.1	679.2
12/6/81	371.2	377.3	371.2	642.0	632.5
12/7/81	347.6	362.9	354.9	595.7	574.8
12/8/81	332.8	350.2	342.3	555.0	533.4
12/9/81	326.9	345.0	339.0	526.2	514.4
12/10/81	316.1	338.1	331.1	505.3	478.1
12/11/81	306.5	326.9	320.6	468.7	449.1
12/12/81	302.6	322.3	317.3	447.0	434.3
12/13/81	300.0	321.0	316.2	432.6	420.2
12/14/81	294.5	315.3	310.3	413.3	400.2
12/15/81	290.1	310.5	305.8	398.5	386.0
12/16/81	288.3	306.3	302.0	385.8	379.4
12/17/81	286.5	302.8	297.0	379.1	368.2
12/18/81	281.8	298.2	291.3	366.7	355.7
12/19/81	284.6	322.6	285.4	354.5	343.4
12/20/81	269.4	312.9	270.4	346.6	326.8
12/21/81	271.8	307.4	264.0	349.9	324.4
12/22/81	269.4	298.4	259.8	337.7	310.9
12/23/81	269.2	290.8	256.4	322.2	306.4
12/24/81	265.0	280.7	253.5	312.9	301.0
12/25/81	260.4	271.3	250.7	302.1	293.5
12/26/81	258.7	258.0	248.9	296.9	289.4
12/27/81	256.4	252.7	245.7	295.4	286.2
12/28/81	253.9	252.7	244.6	285.1	278.0
12/29/81	254.2	252.4	246.7	285.2	275.1
12/30/81	253.6	255.6	248.5	283.3	273.4
12/31/81	264.2	266.2	259.8	292.2	284.5
1/1/82	287.9	294.8	284.9	318.7	309.6
1/2/82	311.1	317.5	307.7	343.7	330.9
1/3/82	312.5	319.1	308.2	342.2	322.2
1/4/82	329.0	333.6	326.2	345.9	335.0
1/5/82	353.3	360.3	351.6	371.1	359.2
1/6/82	369.8	378.7	369.1	382.1	370.8

## Daily DSM2

Date	Avg Of H3-DB6	Avg Of H4-DB5	Avg Of H4-DB6	Avg Of NAA-DB5	Avg Of NAA-DB6
1/7/82	383.5	394.0	384.2	390.8	379.8
1/8/82	393.5	404.0	395.0	395.3	382.5
1/9/82	403.9	415.9	406.0	399.4	385.9
1/10/82	418.1	428.8	420.8	407.8	396.9
1/11/82	433.3	443.7	437.1	418.8	408.5
1/12/82	450.4	465.0	455.7	432.6	420.4
1/13/82	461.0	475.2	466.4	436.3	426.3
1/14/82	465.4	480.3	471.8	437.8	429.0
1/15/82	472.5	486.4	479.5	448.5	439.8
1/16/82	475.2	493.0	482.6	458.4	441.6
1/17/82	476.7	493.4	484.4	450.5	433.4
1/18/82	479.8	499.7	487.8	453.3	423.8
1/19/82	473.7	494.6	483.8	435.4	410.9
1/20/82	490.6	510.3	500.5	442.7	422.1
1/21/82	513.7	539.2	525.5	462.7	444.6
1/22/82	513.8	542.2	527.4	461.9	438.4
1/23/82	510.2	538.9	523.8	455.5	433.9
1/24/82	504.4	530.5	517.8	453.0	430.6
1/25/82	513.3	537.2	525.9	457.3	437.2
1/26/82	533.0	554.7	545.9	474.4	453.6
1/27/82	529.1	555.2	543.5	469.4	446.4
1/28/82	542.3	569.0	558.0	476.7	462.0
1/29/82	545.9	574.1	562.0	482.7	468.3
1/30/82	544.6	571.9	561.5	484.7	471.1
1/31/82	535.5	565.8	553.7	515.3	429.9
2/1/82	528.7	562.7	553.0	496.2	384.4
2/2/82	522.9	561.8	552.9	432.9	397.9
2/3/82	522.0	565.1	556.0	406.7	378.2
2/4/82	534.9	580.3	571.7	405.6	379.9
2/5/82	548.3	596.9	588.7	399.1	375.5
2/6/82	569.3	592.6	604.6	396.7	371.0
2/7/82	574.8	474.6	524.5	393.5	366.4
2/8/82	537.4	362.6	400.1	388.2	358.3
2/9/82	482.0	318.1	337.3	383.0	349.8
2/10/82	423.5	294.7	305.5	371.6	347.2
2/11/82	365.6	283.1	289.7	357.8	342.9
2/12/82	329.7	280.1	283.6	353.7	323.2
2/13/82	318.1	279.4	282.2	352.2	311.0
2/14/82	308.0	276.9	279.4	346.9	307.8
2/15/82	294.7	271.3	274.3	328.1	305.2
2/16/82	278.7	266.4	268.7	316.7	300.9
2/17/82	270.5	263.9	265.5	302.7	289.8
2/18/82	269.0	272.2	270.2	304.8	299.4
2/19/82	290.6	281.4	288.2	308.6	303.2
2/20/82	262.5	259.7	261.4	311.9	307.8

## Daily DSM2

Date	Avg Of H3-DB6	Avg Of H4-DB5	Avg Of H4-DB6	Avg Of NAA-DB5	Avg Of NAA-DB6
2/21/82	259.9	258.3	259.0	322.2	319.1
2/22/82	259.1	258.1	258.5	338.3	336.2
2/23/82	259.1	257.9	258.4	337.4	341.5
2/24/82	258.7	257.7	258.1	330.7	337.0
2/25/82	258.8	257.7	258.1	330.9	335.7
2/26/82	259.0	257.9	258.3	336.5	339.2
2/27/82	259.9	258.2	259.1	341.2	342.8
2/28/82	263.3	263.6	262.9	347.9	347.2
3/1/82	276.6	277.5	277.0	361.2	359.4
3/2/82	289.4	290.7	289.7	368.2	367.5
3/3/82	303.5	303.4	303.6	373.5	372.8
3/4/82	307.3	306.4	307.4	378.7	376.8
3/5/82	308.7	307.4	308.9	382.5	380.2
3/6/82	309.4	308.1	309.6	381.7	377.9
3/7/82	310.1	308.5	310.1	379.0	374.9
3/8/82	311.0	309.4	311.1	384.1	379.7
3/9/82	311.3	310.0	312.0	384.2	379.0
3/10/82	311.1	310.4	312.1	380.8	374.3
3/11/82	311.2	310.1	311.8	382.3	376.2
3/12/82	312.1	310.9	312.9	388.8	382.5
3/13/82	312.3	311.4	313.0	382.0	377.5
3/14/82	311.3	309.7	311.8	382.9	379.0
3/15/82	310.8	310.1	311.4	383.3	372.2
3/16/82	308.6	308.0	309.0	379.0	367.0
3/17/82	307.8	307.4	308.7	385.3	374.6
3/18/82	308.3	308.1	309.1	403.9	398.2
3/19/82	318.7	316.8	319.1	421.5	415.5
3/20/82	316.7	311.5	315.4	432.2	427.3
3/21/82	306.9	304.4	307.6	440.9	437.2
3/22/82	304.7	302.8	305.4	450.0	445.8
3/23/82	305.7	304.1	306.4	458.2	453.9
3/24/82	305.0	303.0	306.0	465.8	461.3
3/25/82	305.2	302.8	305.7	472.0	468.9
3/26/82	305.8	303.4	306.1	479.8	475.1
3/27/82	307.5	305.5	307.9	471.4	467.3
3/28/82	308.9	306.4	308.6	464.6	460.0
3/29/82	307.8	305.8	307.6	464.0	460.9
3/30/82	307.4	306.5	307.4	455.0	448.5
3/31/82	305.2	304.6	305.4	451.2	444.2
4/1/82	298.2	295.6	297.7	446.5	440.9
4/2/82	273.9	267.1	273.3	442.1	440.0
4/3/82	204.8	197.4	203.9	439.7	443.1
4/4/82	181.0	180.4	181.7	420.1	433.1
4/5/82	179.2	178.5	179.6	377.4	402.8
4/6/82	177.7	177.0	177.8	327.6	354.0

## Daily DSM2

Date	Avg Of H3-DB6	Avg Of H4-DB5	Avg Of H4-DB6	Avg Of NAA-DB5	Avg Of NAA-DB6
4/7/82	176.3	175.9	176.3	276.7	301.1
4/8/82	175.5	175.2	175.5	213.3	229.2
4/9/82	174.8	174.7	174.8	178.1	181.0
4/10/82	174.7	174.4	174.7	175.2	175.3
4/11/82	174.1	174.1	174.1	174.1	174.5
4/12/82	174.0	174.1	174.0	174.5	174.7
4/13/82	174.0	174.1	174.0	174.8	174.5
4/14/82	174.0	174.0	174.0	174.9	174.5
4/15/82	173.9	173.9	173.9	174.9	174.6
4/16/82	173.7	173.8	173.7	174.3	174.8
4/17/82	173.5	173.6	173.5	173.7	173.7
4/18/82	173.4	173.5	173.4	173.4	173.3
4/19/82	173.3	173.4	173.3	173.3	173.3
4/20/82	173.2	173.3	173.2	173.3	173.2
4/21/82	173.2	173.3	173.2	173.2	173.2
4/22/82	173.2	173.3	173.2	173.3	173.3
4/23/82	173.2	173.4	173.3	173.3	173.4
4/24/82	173.3	173.4	173.3	173.3	173.5
4/25/82	173.3	173.4	173.3	173.4	173.7
4/26/82	173.3	173.5	173.3	173.4	173.8
4/27/82	173.4	173.5	173.4	173.6	174.0
4/28/82	173.5	173.6	173.5	173.8	174.2
4/29/82	173.6	173.8	173.7	174.0	174.4
4/30/82	174.7	175.1	174.8	174.5	174.8
5/1/82	176.7	176.6	176.7	175.0	175.4
5/2/82	171.2	170.5	171.2	168.7	169.9
5/3/82	169.0	169.0	168.9	167.0	167.6
5/4/82	169.2	169.2	169.2	167.2	167.9
5/5/82	169.4	169.4	169.5	167.3	168.1
5/6/82	169.9	169.5	169.9	167.6	168.5
5/7/82	170.3	169.9	170.3	168.0	168.7
5/8/82	170.4	169.9	170.3	168.0	168.7
5/9/82	170.8	170.1	170.7	168.2	168.9
5/10/82	171.1	170.5	171.1	168.6	168.9
5/11/82	171.2	170.6	171.1	168.5	168.7
5/12/82	171.1	170.7	171.2	168.6	168.7
5/13/82	171.5	170.9	171.5	168.6	168.6
5/14/82	171.7	170.9	171.6	168.1	168.8
5/15/82	172.2	171.3	172.1	168.6	169.2
5/16/82	172.6	171.5	172.4	168.7	169.6
5/17/82	172.9	171.7	172.7	169.3	170.3
5/18/82	174.3	172.9	174.0	170.8	171.7
5/19/82	175.3	174.0	175.0	171.7	172.6
5/20/82	176.3	175.2	176.0	172.5	173.4
5/21/82	177.2	176.1	176.8	174.0	174.9

## Daily DSM2

Date	Avg Of H3-DB6	Avg Of H4-DB5	Avg Of H4-DB6	Avg Of NAA-DB5	Avg Of NAA-DB6
5/22/82	178.9	177.3	178.3	176.6	177.3
5/23/82	180.7	179.0	180.0	179.1	179.9
5/24/82	182.5	180.5	181.7	182.0	183.2
5/25/82	183.8	181.6	182.9	184.9	186.2
5/26/82	184.6	182.2	183.7	187.3	188.7
5/27/82	185.6	183.4	184.8	190.2	191.6
5/28/82	187.2	184.8	186.1	194.8	195.5
5/29/82	189.7	187.2	188.1	200.3	200.0
5/30/82	195.1	193.9	193.3	205.4	204.6
5/31/82	201.2	201.1	199.5	209.2	208.3
6/1/82	207.9	207.8	205.8	210.5	210.3
6/2/82	214.7	214.2	211.8	211.4	210.7
6/3/82	220.4	219.4	216.9	209.2	208.3
6/4/82	225.2	224.0	221.5	207.3	205.6
6/5/82	229.5	228.0	225.3	205.1	203.8
6/6/82	234.9	231.8	228.7	203.7	202.9
6/7/82	242.9	236.3	232.3	203.7	203.0
6/8/82	252.2	239.5	235.2	205.4	205.6
6/9/82	260.7	244.1	239.0	212.5	211.8
6/10/82	265.9	248.1	242.8	220.5	218.0
6/11/82	270.8	252.2	246.7	229.0	224.5
6/12/82	274.4	256.1	250.5	237.8	231.7
6/13/82	274.3	258.0	253.0	246.4	239.1
6/14/82	272.0	258.7	255.0	258.2	246.6
6/15/82	274.9	264.3	259.9	266.7	255.7
6/16/82	280.9	272.3	266.8	274.0	261.1
6/17/82	286.0	281.3	274.9	278.4	265.9
6/18/82	292.6	292.9	284.9	283.0	268.7
6/19/82	298.2	302.3	294.8	283.4	269.6
6/20/82	304.4	313.4	305.1	285.0	271.2
6/21/82	312.0	327.9	317.5	287.0	273.4
6/22/82	320.0	344.0	331.0	287.9	274.8
6/23/82	328.0	357.1	343.4	287.9	275.3
6/24/82	337.7	377.1	361.2	289.8	277.5
6/25/82	347.7	403.8	384.9	290.9	278.7
6/26/82	355.2	425.1	405.7	290.3	278.2
6/27/82	361.3	439.7	422.0	288.7	277.7
6/28/82	367.8	457.6	440.0	293.2	279.5
6/29/82	375.8	474.6	458.3	294.7	280.7
6/30/82	376.0	469.7	461.3	297.7	275.1
7/1/82	370.4	433.0	422.4	291.4	266.4
7/2/82	368.2	396.6	388.9	289.3	269.7
7/3/82	370.8	386.2	379.5	290.7	272.1
7/4/82	374.9	386.2	379.3	295.4	277.6
7/5/82	379.5	389.7	382.2	298.7	281.5



## Daily DSM2

Date	Avg Of H3-DB6	Avg Of H4-DB5	Avg Of H4-DB6	Avg Of NAA-DB5	Avg Of NAA-DB6
7/6/82	384.7	395.2	387.1	302.0	286.0
7/7/82	390.5	400.9	393.0	307.2	289.8
7/8/82	393.8	404.1	395.6	309.8	291.0
7/9/82	394.5	405.2	395.6	310.8	291.6
7/10/82	393.7	405.3	395.0	311.4	289.7
7/11/82	391.2	403.6	392.8	310.0	285.4
7/12/82	388.2	400.4	390.4	306.1	281.5
7/13/82	385.0	402.6	385.6	301.7	274.0
7/14/82	379.5	398.4	379.8	295.9	269.1
7/15/82	375.2	392.6	376.8	292.2	262.6
7/16/82	369.4	386.0	370.1	286.6	260.5
7/17/82	363.0	377.9	363.8	281.5	260.7
7/18/82	359.1	372.9	359.3	276.2	259.2
7/19/82	355.7	369.6	356.2	273.5	257.3
7/20/82	352.6	367.0	353.4	271.6	256.2
7/21/82	348.9	363.0	349.6	269.9	256.1
7/22/82	345.7	358.7	346.6	270.0	257.1
7/23/82	342.8	356.1	343.9	271.1	257.6
7/24/82	340.3	353.8	342.6	273.5	258.6
7/25/82	337.4	349.5	339.8	274.3	261.7
7/26/82	334.1	352.4	336.9	275.9	262.3
7/27/82	330.5	348.9	332.2	276.2	264.6
7/28/82	327.8	345.1	328.6	277.5	266.7
7/29/82	325.7	341.4	326.8	278.8	268.0
7/30/82	323.2	336.8	324.2	280.4	269.9
7/31/82	320.9	331.4	320.3	281.1	272.2
8/1/82	318.5	329.1	318.7	282.2	275.1
8/2/82	315.0	329.0	318.0	284.6	278.6
8/3/82	313.4	328.6	317.7	287.7	282.9
8/4/82	311.9	328.0	317.0	292.4	288.6
8/5/82	309.9	327.0	316.0	297.7	295.2
8/6/82	308.4	325.1	314.5	303.4	302.4
8/7/82	309.1	325.5	316.5	309.8	310.9
8/8/82	309.0	325.2	316.1	316.9	320.1
8/9/82	308.6	323.4	314.5	323.3	328.8
8/10/82	305.5	326.8	314.5	328.6	335.1
8/11/82	302.8	326.3	312.8	333.7	340.5
8/12/82	306.5	323.5	311.2	337.9	347.0
8/13/82	308.1	320.3	310.8	343.4	353.2
8/14/82	309.6	319.2	311.3	350.9	362.8
8/15/82	311.5	318.8	312.5	361.8	377.2
8/16/82	314.9	320.0	314.9	377.0	396.2
8/17/82	320.2	321.8	317.8	394.3	419.0
8/18/82	326.9	324.9	321.6	412.8	443.1
8/19/82	334.8	328.2	326.3	433.1	467.2

## Daily DSM2

Date	Avg Of H3-DB6	Avg Of H4-DB5	Avg Of H4-DB6	Avg Of NAA-DB5	Avg Of NAA-DB6
8/20/82	343.2	332.3	331.6	450.7	494.8
8/21/82	352.2	336.7	337.2	467.6	516.0
8/22/82	360.9	342.4	343.4	480.0	526.0
8/23/82	368.5	347.6	349.3	492.6	535.9
8/24/82	376.0	352.2	355.1	503.3	540.2
8/25/82	380.9	356.7	360.3	507.7	544.3
8/26/82	385.3	360.9	365.2	510.5	542.3
8/27/82	387.6	364.9	369.1	512.5	539.8
8/28/82	387.9	367.3	371.5	515.6	542.3
8/29/82	388.2	367.8	372.8	522.3	548.2
8/30/82	388.3	368.7	373.8	529.4	558.0
8/31/82	389.3	370.6	373.7	537.5	566.5
9/1/82	386.2	369.8	371.0	544.4	573.1
9/2/82	385.1	367.9	368.8	547.7	576.7
9/3/82	384.5	366.9	367.7	548.6	574.3
9/4/82	384.0	366.4	366.7	547.2	568.0
9/5/82	382.9	365.8	366.4	544.7	564.0
9/6/82	380.7	365.7	366.1	537.2	549.3
9/7/82	377.6	365.6	365.9	532.5	536.3
9/8/82	373.4	365.7	365.7	521.7	525.7
9/9/82	368.2	365.5	365.3	507.9	514.8
9/10/82	362.9	365.5	364.7	493.9	505.9
9/11/82	356.3	364.7	363.8	481.9	495.0
9/12/82	349.2	364.0	362.8	471.4	481.6
9/13/82	342.5	364.0	362.4	464.0	470.2
9/14/82	335.7	363.6	361.7	458.9	460.7
9/15/82	330.0	363.3	361.2	445.7	453.2
9/16/82	325.3	364.0	361.4	439.3	443.2
9/17/82	321.0	364.5	361.7	432.8	428.8
9/18/82	317.0	364.9	361.9	416.2	413.8
9/19/82	312.5	366.0	363.2	407.9	393.4
9/20/82	309.0	366.8	364.3	399.3	377.2
9/21/82	306.5	367.2	365.6	386.8	366.3
9/22/82	304.2	365.7	365.8	362.9	353.4
9/23/82	300.7	361.7	364.3	345.9	341.4
9/24/82	297.9	354.9	360.6	336.6	331.8
9/25/82	297.3	342.7	352.5	325.0	321.3
9/26/82	296.8	328.9	341.0	314.4	310.0
9/27/82	296.1	317.2	328.7	306.8	299.0
9/28/82	295.1	306.5	317.7	303.3	290.2
9/29/82	295.2	298.5	308.2	294.7	284.8
9/30/82	297.6	303.7	309.8	283.1	282.0
10/1/82	305.9	303.9	309.3	286.5	274.7
10/2/82	299.9	301.3	306.9	289.8	262.5
10/3/82	285.2	298.4	304.2	278.7	257.2

## Daily DSM2

Date	Avg Of H3-DB6	Avg Of H4-DB5	Avg Of H4-DB6	Avg Of NAA-DB5	Avg Of NAA-DB6
10/4/82	271.4	296.2	302.1	276.5	257.5
10/5/82	255.9	295.8	302.0	270.9	253.0
10/6/82	242.8	296.3	302.7	260.8	250.1
10/7/82	229.1	293.6	301.3	253.3	246.8
10/8/82	226.8	296.6	302.5	247.8	241.2
10/9/82	225.8	300.0	303.9	244.7	236.8
10/10/82	221.6	301.0	304.8	241.5	231.8
10/11/82	218.2	301.9	305.7	238.9	227.5
10/12/82	217.4	303.7	307.0	232.9	225.6
10/13/82	219.3	306.2	308.2	230.3	224.8
10/14/82	227.6	308.2	309.7	227.6	221.5
10/15/82	245.5	307.4	305.6	226.0	218.5
10/16/82	259.1	295.4	291.4	227.5	213.2
10/17/82	262.1	280.0	274.7	225.6	211.9
10/18/82	258.0	264.8	261.7	221.6	211.4
10/19/82	252.5	254.7	253.2	215.9	211.1
10/20/82	246.4	246.5	245.9	212.4	210.3
10/21/82	240.6	240.4	240.0	211.4	209.7
10/22/82	236.9	237.7	236.4	211.3	209.7
10/23/82	233.9	233.6	233.6	211.8	209.6
10/24/82	229.9	229.5	229.2	211.7	208.8
10/25/82	228.4	227.3	227.4	213.4	208.2
10/26/82	230.0	227.6	227.4	213.9	208.7
10/27/82	228.1	223.5	224.0	214.4	208.0
10/28/82	224.6	220.4	220.2	213.8	205.7
10/29/82	221.4	216.5	217.4	210.3	205.6
10/30/82	222.7	218.8	217.8	209.4	208.8
10/31/82	232.2	228.7	226.6	209.1	209.8
11/1/82	237.7	236.7	234.8	211.5	212.7
11/2/82	242.2	245.6	242.6	214.4	214.5
11/3/82	249.9	256.8	253.8	217.5	217.1
11/4/82	257.7	264.9	263.6	219.7	219.1
11/5/82	266.6	270.1	271.4	221.6	221.0
11/6/82	273.4	271.8	274.3	223.2	222.7
11/7/82	277.6	272.6	275.3	225.7	224.3
11/8/82	277.5	276.4	277.2	225.1	225.9
11/9/82	277.6	279.6	279.8	226.1	227.6
11/10/82	280.7	284.5	284.2	227.8	229.6
11/11/82	285.8	291.0	290.1	232.5	231.8
11/12/82	279.1	287.0	287.3	232.2	231.7
11/13/82	268.4	279.3	279.9	235.4	232.4
11/14/82	260.2	275.5	274.4	237.0	230.9
11/15/82	256.1	273.1	271.3	236.5	231.4
11/16/82	254.0	270.5	268.9	235.6	231.5
11/17/82	250.0	265.8	262.8	232.7	232.5

## Daily DSM2

Date	Avg Of H3-DB6	Avg Of H4-DB5	Avg Of H4-DB6	Avg Of NAA-DB5	Avg Of NAA-DB6
11/18/82	256.0	271.0	260.7	237.9	234.4
11/19/82	260.4	259.7	256.9	240.0	236.9
11/20/82	261.7	252.7	252.5	239.2	238.2
11/21/82	261.0	247.8	249.1	238.2	238.4
11/22/82	262.5	253.7	246.8	243.6	238.7
11/23/82	267.2	258.2	246.7	246.1	239.9
11/24/82	270.9	254.3	244.0	246.3	238.6
11/25/82	268.3	251.6	240.8	242.5	236.4
11/26/82	266.0	241.0	243.8	235.6	238.3
11/27/82	269.5	239.3	240.5	235.3	236.1
11/28/82	271.7	238.6	238.2	233.7	234.2
11/29/82	272.7	234.7	233.1	231.5	230.1
11/30/82	297.1	250.3	251.3	239.3	240.5
12/1/82	290.3	261.2	263.7	246.2	244.5
12/2/82	281.6	260.4	266.6	247.5	245.4
12/3/82	272.0	260.9	263.8	251.7	248.8
12/4/82	284.1	283.0	281.2	254.8	251.6
12/5/82	295.7	291.7	294.4	259.0	257.5
12/6/82	288.0	283.6	286.8	268.1	265.2
12/7/82	280.6	277.9	280.0	281.7	278.4
12/8/82	280.9	278.0	280.5	289.5	284.6
12/9/82	279.8	277.1	279.5	298.8	293.7
12/10/82	277.2	274.2	276.9	315.4	311.4
12/11/82	276.1	274.1	275.8	328.6	325.7
12/12/82	275.9	274.0	275.5	337.4	335.6
12/13/82	274.5	273.3	274.2	344.0	344.7
12/14/82	274.9	273.4	274.6	344.7	347.2
12/15/82	276.0	274.1	275.6	347.5	349.5
12/16/82	276.2	274.5	275.8	353.6	353.9
12/17/82	274.5	273.4	274.2	357.9	360.6
12/18/82	275.8	274.1	275.4	361.4	363.5
12/19/82	279.5	276.8	279.0	362.2	361.8
12/20/82	281.2	278.8	280.7	360.0	358.7
12/21/82	280.2	278.1	279.8	360.5	358.8
12/22/82	278.1	275.2	277.6	367.1	364.2
12/23/82	273.5	271.6	273.4	376.3	380.0
12/24/82	276.9	274.6	276.6	376.1	382.1
12/25/82	277.3	274.8	277.0	374.3	380.6
12/26/82	274.3	272.9	274.1	375.1	379.8
12/27/82	272.3	271.6	272.2	370.0	378.6
12/28/82	271.0	270.5	270.9	332.4	349.5
12/29/82	270.3	269.8	270.2	294.1	303.2
12/30/82	269.9	268.8	269.8	280.3	284.2
12/31/82	279.0	281.1	278.9	286.9	286.3
1/1/83	295.5	296.2	295.5	299.2	300.2

## Daily DSM2

Date	Avg Of H3-DB6	Avg Of H4-DB5	Avg Of H4-DB6	Avg Of NAA-DB5	Avg Of NAA-DB6
1/2/83	287.0	288.2	287.0	295.8	300.7
1/3/83	287.5	288.9	287.4	292.2	295.1
1/4/83	288.6	290.0	288.6	290.1	294.2
1/5/83	291.0	292.3	291.1	296.4	304.0
1/6/83	293.9	294.5	293.7	302.7	309.0
1/7/83	295.7	296.5	295.8	313.1	318.2
1/8/83	298.1	298.3	297.7	327.8	332.7
1/9/83	300.2	299.8	299.5	353.7	354.8
1/10/83	300.9	300.6	301.5	375.3	375.7
1/11/83	302.8	301.4	303.5	392.9	394.9
1/12/83	304.9	302.2	305.1	405.5	410.8
1/13/83	308.1	304.2	307.9	414.1	420.1
1/14/83	309.8	306.2	310.0	427.6	432.9
1/15/83	312.3	308.6	311.8	445.7	450.9
1/16/83	313.9	310.8	313.0	464.0	469.2
1/17/83	314.3	313.9	314.6	479.6	484.1
1/18/83	312.5	316.5	314.8	506.5	506.4
1/19/83	313.4	315.7	313.7	526.5	527.7
1/20/83	313.3	314.9	313.4	543.9	544.2
1/21/83	313.8	311.6	313.3	549.8	549.9
1/22/83	309.9	306.2	309.6	563.2	561.7
1/23/83	304.0	300.6	303.8	556.0	563.4
1/24/83	295.1	294.7	295.0	502.1	546.0
1/25/83	290.0	289.8	290.1	338.8	356.8
1/26/83	283.1	283.5	283.1	291.3	298.1
1/27/83	280.7	280.9	280.6	278.1	281.3
1/28/83	276.6	276.6	276.5	274.8	275.7
1/29/83	275.6	275.5	275.4	274.7	274.5
1/30/83	274.4	274.4	274.4	273.7	273.4
1/31/83	267.2	266.7	267.2	265.5	265.8
2/1/83	264.8	265.0	264.8	263.8	262.9
2/2/83	271.6	271.7	271.6	269.4	269.0
2/3/83	273.6	274.0	273.6	270.7	270.1
2/4/83	274.3	274.8	274.3	271.2	270.8
2/5/83	274.5	274.9	274.5	271.8	271.8
2/6/83	274.1	274.3	274.1	272.5	272.5
2/7/83	273.5	274.0	273.7	272.4	273.0
2/8/83	273.0	275.1	274.7	271.0	270.9
2/9/83	271.8	273.2	273.0	269.4	269.0
2/10/83	271.1	272.4	272.1	269.1	268.9
2/11/83	270.4	271.4	271.2	269.2	268.8
2/12/83	270.4	271.0	270.9	268.2	267.9
2/13/83	270.8	271.6	271.6	268.7	268.4
2/14/83	271.1	271.0	271.1	269.2	268.9
2/15/83	271.3	271.2	271.2	270.1	269.6

## Daily DSM2

Date	Avg Of H3-DB6	Avg Of H4-DB5	Avg Of H4-DB6	Avg Of NAA-DB5	Avg Of NAA-DB6
2/16/83	272.3	272.3	272.3	269.8	269.4
2/17/83	272.4	272.4	272.3	269.6	269.2
2/18/83	274.4	273.7	273.6	270.2	269.8
2/19/83	273.8	273.3	273.1	270.3	270.0
2/20/83	274.3	273.7	273.5	270.6	270.5
2/21/83	274.2	274.3	274.2	271.1	271.0
2/22/83	274.4	274.1	273.9	271.3	271.6
2/23/83	275.4	276.0	275.6	271.4	271.4
2/24/83	275.5	275.7	275.2	272.8	273.8
2/25/83	275.1	275.6	274.8	271.7	272.0
2/26/83	276.1	276.9	275.7	271.1	271.7
2/27/83	275.5	276.1	275.1	270.5	270.4
2/28/83	278.4	279.5	278.2	275.2	273.6
3/1/83	279.6	278.2	279.5	276.3	277.2
3/2/83	244.6	244.3	244.6	242.2	242.2
3/3/83	240.5	240.4	240.5	239.4	239.3
3/4/83	238.7	238.6	238.7	238.1	238.1
3/5/83	237.7	237.6	237.6	237.1	237.1
3/6/83	237.4	237.3	237.3	235.5	235.6
3/7/83	237.6	237.4	237.4	235.2	235.2
3/8/83	237.7	237.6	237.7	236.0	236.0
3/9/83	238.0	237.9	237.9	236.8	236.8
3/10/83	238.5	238.4	238.5	237.2	237.2
3/11/83	238.8	238.7	238.8	237.3	237.3
3/12/83	238.9	238.8	238.9	237.6	237.6
3/13/83	239.7	239.6	239.7	239.1	239.1
3/14/83	239.7	239.6	239.6	238.5	238.5
3/15/83	239.3	239.3	239.4	238.1	238.1
3/16/83	239.4	239.3	239.4	238.2	238.2
3/17/83	239.4	239.2	239.3	238.3	238.3
3/18/83	239.7	239.7	239.7	238.8	238.8
3/19/83	239.7	239.6	239.6	238.3	238.3
3/20/83	239.4	239.4	239.4	238.1	238.1
3/21/83	239.6	239.6	239.6	238.1	238.0
3/22/83	239.8	239.8	239.8	239.1	239.1
3/23/83	239.1	239.1	239.1	239.0	238.9
3/24/83	239.6	239.5	239.6	238.6	238.6
3/25/83	239.6	239.4	239.5	237.2	237.3
3/26/83	239.1	238.9	239.1	236.0	236.0
3/27/83	238.7	238.6	238.7	237.7	237.7
3/28/83	239.8	239.7	239.8	239.0	239.0
3/29/83	241.1	241.0	241.1	240.7	240.7
3/30/83	242.9	242.9	243.0	242.0	241.8
3/31/83	234.5	233.7	234.5	232.7	233.3
4/1/83	219.9	218.5	219.9	218.5	219.8

## Daily DSM2

Date	Avg Of H3-DB6	Avg Of H4-DB5	Avg Of H4-DB6	Avg Of NAA-DB5	Avg Of NAA-DB6
4/2/83	182.8	182.9	182.8	181.9	182.3
4/3/83	181.1	181.8	181.1	179.9	180.0
4/4/83	182.6	183.1	182.5	180.3	180.5
4/5/83	182.5	183.1	182.4	180.7	181.7
4/6/83	181.5	181.8	181.5	180.2	182.0
4/7/83	181.0	181.3	181.0	179.6	181.4
4/8/83	180.8	181.1	180.9	179.8	181.6
4/9/83	180.5	180.8	180.7	179.7	181.5
4/10/83	180.2	180.6	180.5	179.5	181.1
4/11/83	180.0	180.6	180.3	179.5	181.4
4/12/83	180.1	180.7	180.5	179.9	181.6
4/13/83	180.0	180.3	180.4	180.8	182.5
4/14/83	179.9	180.1	180.4	181.1	182.4
4/15/83	179.9	179.9	180.3	181.7	182.5
4/16/83	180.3	179.9	180.7	181.8	182.3
4/17/83	180.2	179.7	180.5	181.3	181.5
4/18/83	179.9	179.6	180.3	181.1	181.0
4/19/83	179.6	179.4	179.9	181.2	181.1
4/20/83	179.0	179.2	179.3	181.0	181.5
4/21/83	179.0	179.2	179.2	181.2	182.1
4/22/83	178.9	178.8	179.1	182.0	182.9
4/23/83	178.3	178.5	178.4	181.5	183.0
4/24/83	178.2	178.6	178.3	179.6	181.5
4/25/83	178.3	178.4	178.3	180.4	182.1
4/26/83	178.2	178.2	178.3	180.3	181.9
4/27/83	178.1	178.0	178.1	179.7	181.0
4/28/83	178.1	177.8	178.1	179.2	180.4
4/29/83	177.8	177.7	177.8	179.2	180.0
4/30/83	176.6	176.4	176.6	177.9	178.5
5/1/83	177.1	177.7	177.1	176.7	176.7
5/2/83	192.0	192.7	192.0	188.9	186.8
5/3/83	194.6	194.7	194.6	194.1	194.4
5/4/83	194.5	194.6	194.5	193.7	194.2
5/5/83	194.5	194.6	194.5	193.6	193.7
5/6/83	194.5	194.6	194.5	193.5	193.7
5/7/83	194.5	194.6	194.5	193.4	193.5
5/8/83	194.6	194.7	194.6	193.5	193.7
5/9/83	194.7	194.9	194.7	193.7	194.3
5/10/83	194.8	195.0	194.8	194.2	194.9
5/11/83	195.0	195.1	195.0	194.6	195.1
5/12/83	195.3	195.2	195.3	194.7	195.1
5/13/83	195.5	195.3	195.5	194.8	195.1
5/14/83	195.6	195.4	195.6	195.0	195.3
5/15/83	195.8	195.5	195.8	195.2	195.3
5/16/83	195.9	195.6	195.9	195.2	195.4

## Daily DSM2

Date	Avg Of H3-DB6	Avg Of H4-DB5	Avg Of H4-DB6	Avg Of NAA-DB5	Avg Of NAA-DB6
5/17/83	196.0	195.7	196.0	195.5	195.6
5/18/83	196.0	195.8	196.0	196.0	196.3
5/19/83	195.8	195.9	195.8	196.5	196.9
5/20/83	195.8	195.9	195.8	196.8	197.3
5/21/83	195.9	196.0	195.9	197.3	198.0
5/22/83	196.0	196.1	196.0	197.4	198.2
5/23/83	196.2	196.2	196.2	197.3	198.1
5/24/83	196.3	196.2	196.3	197.3	198.0
5/25/83	196.5	196.2	196.4	197.6	198.4
5/26/83	196.5	196.1	196.4	197.1	198.0
5/27/83	196.4	196.0	196.4	196.4	197.2
5/28/83	196.1	195.7	196.0	195.5	196.0
5/29/83	195.8	195.4	195.7	194.9	195.0
5/30/83	195.2	195.1	195.2	194.6	194.5
5/31/83	196.4	196.6	196.3	196.2	195.9
6/1/83	198.8	199.1	198.6	198.5	198.3
6/2/83	204.1	204.6	204.1	202.7	202.0
6/3/83	205.0	205.0	204.9	205.5	205.4
6/4/83	204.9	205.0	204.8	205.1	206.5
6/5/83	205.0	205.1	204.8	204.9	206.9
6/6/83	205.1	205.2	204.9	205.9	207.5
6/7/83	205.3	205.3	205.1	206.0	206.9
6/8/83	205.5	205.3	205.2	205.8	206.3
6/9/83	205.6	205.3	205.3	205.7	206.2
6/10/83	205.7	205.3	205.3	205.8	206.2
6/11/83	205.8	205.3	205.4	205.9	206.5
6/12/83	205.7	205.3	205.3	206.0	206.4
6/13/83	205.7	205.3	205.3	206.1	206.6
6/14/83	205.6	205.4	205.3	205.9	206.3
6/15/83	205.7	205.6	205.4	206.1	206.5
6/16/83	205.7	205.7	205.5	206.4	206.9
6/17/83	205.9	205.9	205.6	207.0	207.9
6/18/83	205.9	206.1	205.7	208.3	209.2
6/19/83	206.3	206.2	206.0	210.3	211.1
6/20/83	206.6	206.3	206.2	211.0	212.0
6/21/83	206.9	206.4	206.4	211.7	212.7
6/22/83	207.0	206.4	206.5	211.9	213.4
6/23/83	207.4	206.5	206.7	212.8	214.1
6/24/83	207.4	206.5	206.8	212.9	214.5
6/25/83	207.5	206.5	206.8	212.9	214.5
6/26/83	207.2	206.4	206.6	211.6	213.4
6/27/83	207.3	206.5	206.6	211.8	213.4
6/28/83	207.4	206.6	206.7	213.0	214.5
6/29/83	207.5	206.8	206.8	214.2	215.7
6/30/83	207.7	206.7	207.1	214.6	216.0



## Daily DSM2

Date	Avg Of H3-DB6	Avg Of H4-DB5	Avg Of H4-DB6	Avg Of NAA-DB5	Avg Of NAA-DB6
7/1/83	209.2	208.1	209.0	217.8	218.5
7/2/83	228.7	234.3	228.9	221.0	221.6
7/3/83	263.8	264.3	263.9	226.6	226.4
7/4/83	267.4	266.4	267.4	234.2	232.9
7/5/83	267.3	266.5	267.2	244.3	241.6
7/6/83	267.5	266.8	267.4	253.4	250.2
7/7/83	267.6	266.8	267.5	262.1	258.6
7/8/83	267.3	266.6	267.2	269.6	266.9
7/9/83	267.2	266.7	267.0	275.5	273.7
7/10/83	267.2	266.7	267.1	280.1	279.0
7/11/83	266.9	266.4	266.8	283.1	283.3
7/12/83	266.8	266.3	266.6	284.3	285.5
7/13/83	266.7	266.1	266.6	282.9	285.2
7/14/83	266.9	266.0	266.8	280.8	283.3
7/15/83	267.7	266.6	267.5	282.1	283.8
7/16/83	268.0	266.7	267.9	284.1	285.4
7/17/83	268.9	267.9	268.8	288.7	289.2
7/18/83	270.0	268.9	269.8	292.9	293.4
7/19/83	272.4	271.2	272.2	296.7	297.0
7/20/83	276.0	275.2	275.7	299.4	299.1
7/21/83	279.8	279.2	279.4	299.3	296.5
7/22/83	284.1	283.3	283.7	291.8	288.0
7/23/83	288.7	287.9	288.3	282.4	279.5
7/24/83	293.1	292.6	292.7	276.9	274.2
7/25/83	297.3	297.6	297.0	272.5	270.3
7/26/83	300.9	301.5	300.7	270.1	266.9
7/27/83	304.1	305.0	303.9	268.8	264.7
7/28/83	305.7	307.1	305.7	268.0	262.0
7/29/83	305.5	307.3	305.7	268.3	259.3
7/30/83	303.2	306.0	303.7	265.0	256.1
7/31/83	298.1	303.0	300.6	267.7	249.6
8/1/83	293.6	301.8	299.4	270.0	247.0
8/2/83	292.0	302.0	299.8	262.4	248.1
8/3/83	290.2	301.4	299.2	255.7	249.6
8/4/83	288.6	300.3	298.5	253.2	248.5
8/5/83	286.7	298.7	296.7	249.9	246.0
8/6/83	284.8	296.3	294.4	248.1	243.5
8/7/83	283.9	295.3	293.7	245.7	240.5
8/8/83	283.4	295.7	293.8	243.1	237.9
8/9/83	283.3	297.0	294.7	242.2	235.7
8/10/83	282.7	297.7	295.3	240.2	233.5
8/11/83	280.7	297.7	294.8	238.3	231.1
8/12/83	277.8	295.4	292.7	235.1	229.5
8/13/83	275.3	294.8	291.8	236.1	222.4
8/14/83	272.6	292.8	289.9	237.9	217.7

## Daily DSM2

Date	Avg Of H3-DB6	Avg Of H4-DB5	Avg Of H4-DB6	Avg Of NAA-DB5	Avg Of NAA-DB6
8/15/83	269.9	290.1	287.2	229.4	220.1
8/16/83	266.9	286.3	283.6	224.2	219.4
8/17/83	264.3	282.8	280.2	221.6	218.4
8/18/83	262.3	280.4	278.1	220.5	217.1
8/19/83	260.4	279.1	276.4	218.0	215.7
8/20/83	257.9	276.4	273.9	217.0	214.4
8/21/83	256.0	275.3	272.8	216.8	213.8
8/22/83	254.4	274.7	272.0	215.9	213.2
8/23/83	253.0	274.6	271.5	217.3	212.9
8/24/83	251.9	274.6	271.8	218.6	212.4
8/25/83	250.9	275.5	272.0	219.6	212.0
8/26/83	249.4	274.6	271.4	219.8	209.4
8/27/83	247.7	272.9	269.8	216.7	211.3
8/28/83	246.3	272.3	269.0	221.1	204.9
8/29/83	245.0	269.7	266.9	218.2	205.4
8/30/83	243.6	266.7	264.2	212.9	207.8
8/31/83	247.2	269.9	265.9	211.4	209.0
9/1/83	253.0	275.2	271.0	208.8	208.1
9/2/83	255.0	276.8	273.3	208.6	206.9
9/3/83	255.3	276.1	272.9	208.3	205.6
9/4/83	256.4	276.6	273.3	208.4	204.9
9/5/83	257.3	276.3	273.1	206.3	204.5
9/6/83	259.5	277.5	274.1	207.9	204.2
9/7/83	261.5	278.7	275.1	207.9	205.0
9/8/83	264.6	281.3	278.1	207.5	206.7
9/9/83	267.7	282.7	279.2	207.5	206.3
9/10/83	268.8	282.7	278.5	214.1	202.0
9/11/83	267.8	281.6	277.1	212.5	202.8
9/12/83	268.5	282.2	277.7	210.8	204.2
9/13/83	270.1	283.3	279.1	209.8	205.2
9/14/83	269.3	282.9	278.3	210.3	205.5
9/15/83	269.7	283.5	278.5	211.2	205.9
9/16/83	270.1	283.7	278.4	211.4	205.9
9/17/83	269.4	282.9	277.6	212.0	205.9
9/18/83	269.5	282.6	277.5	213.6	206.1
9/19/83	271.2	283.7	278.5	214.0	206.4
9/20/83	271.7	283.3	278.3	213.6	206.4
9/21/83	271.9	283.6	278.5	214.6	206.6
9/22/83	273.9	286.0	280.9	212.9	207.7
9/23/83	276.9	287.2	282.3	213.4	207.2
9/24/83	279.1	288.2	283.3	216.7	204.2
9/25/83	279.3	288.5	283.5	214.9	205.2
9/26/83	279.5	288.9	283.9	213.1	205.9
9/27/83	279.5	288.9	284.1	211.7	206.4
9/28/83	278.4	288.2	283.6	211.5	206.8

## Daily DSM2

Date	Avg Of H3-DB6	Avg Of H4-DB5	Avg Of H4-DB6	Avg Of NAA-DB5	Avg Of NAA-DB6
9/29/83	277.2	287.3	282.8	211.7	206.9
9/30/83	280.0	296.4	292.3	212.1	207.5
10/1/83	286.1	291.3	295.4	213.5	207.6
10/2/83	289.0	282.7	287.6	213.5	207.3
10/3/83	290.8	277.1	281.3	212.8	208.1
10/4/83	292.0	274.2	277.2	212.7	207.5
10/5/83	292.8	279.1	278.0	213.3	206.2
10/6/83	295.1	300.8	292.5	213.3	206.9
10/7/83	298.9	326.2	316.7	213.2	207.0
10/8/83	304.1	345.0	337.5	213.7	207.6
10/9/83	311.1	360.6	354.6	215.6	209.2
10/10/83	319.6	371.8	368.1	216.7	210.8
10/11/83	328.1	377.2	375.6	217.4	211.8
10/12/83	335.2	379.8	379.4	219.5	213.3
10/13/83	341.6	380.9	381.2	221.7	214.9
10/14/83	344.1	381.8	382.1	224.7	216.9
10/15/83	332.8	383.5	382.7	227.2	218.3
10/16/83	322.3	385.1	383.5	229.7	219.4
10/17/83	311.0	386.2	383.8	231.4	220.3
10/18/83	300.9	386.7	383.6	232.4	221.0
10/19/83	292.6	386.0	382.4	233.3	221.2
10/20/83	289.3	385.5	381.7	234.1	221.4
10/21/83	287.4	384.3	379.8	234.3	222.2
10/22/83	286.5	381.8	376.9	234.3	223.4
10/23/83	288.0	380.3	375.2	234.7	225.1
10/24/83	290.0	378.7	373.4	234.9	226.5
10/25/83	291.4	376.5	371.0	235.6	227.9
10/26/83	292.3	373.5	367.6	236.4	229.0
10/27/83	295.9	373.4	367.6	237.7	230.8
10/28/83	299.6	373.8	368.2	239.2	232.3
10/29/83	302.1	372.2	366.4	241.9	234.6
10/30/83	305.7	375.0	368.3	245.1	237.4
10/31/83	311.3	375.8	371.0	249.0	242.2
11/1/83	323.2	390.4	386.1	255.4	248.2
11/2/83	352.8	392.5	395.5	258.5	252.3
11/3/83	302.2	295.4	328.4	263.0	257.4
11/4/83	178.5	180.5	193.3	268.2	263.0
11/5/83	167.3	168.9	170.1	273.9	269.1
11/6/83	170.4	171.4	172.8	278.6	274.4
11/7/83	168.7	169.6	172.3	282.2	277.3
11/8/83	166.6	167.7	170.1	284.1	277.7
11/9/83	166.3	168.2	169.4	281.7	275.3
11/10/83	165.5	166.3	168.5	280.3	276.0
11/11/83	163.0	163.9	164.9	280.8	277.5
11/12/83	165.7	164.0	164.8	279.9	276.3

## Daily DSM2

Date	Avg Of H3-DB6	Avg Of H4-DB5	Avg Of H4-DB6	Avg Of NAA-DB5	Avg Of NAA-DB6
11/13/83	169.6	164.7	165.4	275.2	272.8
11/14/83	172.0	164.5	165.5	273.1	269.5
11/15/83	175.0	165.5	166.1	261.5	259.9
11/16/83	177.4	166.0	166.8	252.0	251.0
11/17/83	177.4	164.5	165.9	246.7	245.8
11/18/83	175.4	164.2	165.3	240.6	240.1
11/19/83	175.2	164.7	165.6	234.0	233.2
11/20/83	172.0	163.6	164.3	233.0	232.8
11/21/83	170.0	167.0	167.9	234.7	234.1
11/22/83	165.8	160.8	161.7	234.5	235.6
11/23/83	162.6	161.1	160.8	232.0	233.9
11/24/83	161.0	160.0	160.7	230.6	235.0
11/25/83	159.1	159.5	160.1	209.6	219.0
11/26/83	158.7	159.3	159.9	189.4	197.0
11/27/83	158.4	158.9	159.5	180.8	186.0
11/28/83	158.2	158.6	159.1	173.9	177.8
11/29/83	158.4	158.7	159.3	172.0	174.7
11/30/83	161.2	161.4	161.6	172.6	174.0
12/1/83	168.0	168.1	168.0	174.6	176.1
12/2/83	196.0	201.2	196.0	182.2	181.7
12/3/83	212.3	211.9	212.4	212.4	210.6
12/4/83	211.7	211.6	211.8	215.1	215.5
12/5/83	211.5	211.4	211.6	214.4	214.4
12/6/83	210.8	211.0	211.0	213.9	213.5
12/7/83	210.3	210.7	210.5	213.4	212.9
12/8/83	209.8	210.1	210.0	212.7	212.5
12/9/83	209.2	209.4	209.3	209.5	210.2
12/10/83	209.3	209.6	209.4	209.8	210.0
12/11/83	208.9	209.1	209.0	209.1	209.0
12/12/83	209.2	209.5	209.3	210.0	209.8
12/13/83	209.4	209.5	209.4	210.2	209.9
12/14/83	209.2	209.3	209.2	210.1	210.1
12/15/83	209.3	209.2	209.2	210.4	210.9
12/16/83	209.4	209.4	209.3	210.5	211.2
12/17/83	209.7	209.8	209.6	210.9	211.6
12/18/83	210.3	210.4	210.1	211.6	212.1
12/19/83	211.8	212.4	211.7	212.3	212.2
12/20/83	212.3	212.7	212.3	213.2	212.8
12/21/83	212.8	213.2	212.9	214.7	214.2
12/22/83	213.8	213.4	213.8	216.4	217.5
12/23/83	215.0	213.6	214.7	224.9	225.3
12/24/83	214.4	214.3	214.3	231.4	232.1
12/25/83	213.1	213.1	213.3	223.3	225.9
12/26/83	213.0	213.0	213.1	216.1	218.6
12/27/83	211.2	211.2	211.2	212.4	214.0

## Daily DSM2

Date	Avg Of H3-DB6	Avg Of H4-DB5	Avg Of H4-DB6	Avg Of NAA-DB5	Avg Of NAA-DB6
12/28/83	211.1	211.4	211.1	212.8	214.1
12/29/83	210.8	210.9	210.7	214.2	214.8
12/30/83	210.2	210.2	210.0	213.7	213.8
12/31/83	209.0	209.1	209.1	211.5	212.0
1/1/84	207.4	208.4	207.5	208.9	209.3
1/2/84	259.4	264.6	259.5	230.8	220.3
1/3/84	277.1	276.6	277.2	274.7	272.6
1/4/84	277.8	277.2	277.8	279.6	281.0
1/5/84	277.6	277.4	277.6	281.8	283.8
1/6/84	277.3	277.3	277.3	283.6	285.4
1/7/84	277.0	277.1	276.9	282.5	283.7
1/8/84	277.1	277.2	277.1	282.2	283.3
1/9/84	277.3	277.3	277.3	282.7	283.7
1/10/84	277.8	277.6	277.8	285.9	286.3
1/11/84	278.3	278.1	278.3	289.5	289.6
1/12/84	280.1	279.5	280.2	297.9	296.2
1/13/84	280.2	279.9	280.3	303.1	303.2
1/14/84	280.5	280.3	280.5	308.1	308.8
1/15/84	280.3	279.9	280.3	315.0	315.1
1/16/84	280.7	280.2	280.7	321.7	321.5
1/17/84	280.8	280.0	280.8	327.7	327.4
1/18/84	281.1	280.2	281.1	333.2	332.8
1/19/84	281.0	280.1	281.0	338.7	338.2
1/20/84	281.3	280.2	281.3	344.0	343.4
1/21/84	281.5	280.1	281.5	349.5	348.5
1/22/84	281.4	279.9	281.4	355.0	353.7
1/23/84	281.8	280.6	281.8	360.1	358.8
1/24/84	282.3	281.6	282.4	363.7	361.9
1/25/84	282.6	282.1	282.8	365.2	363.4
1/26/84	283.4	282.7	283.3	365.6	362.8
1/27/84	284.2	283.4	284.2	362.6	358.2
1/28/84	285.1	284.4	285.1	356.5	351.0
1/29/84	285.7	285.0	285.7	349.9	344.4
1/30/84	285.6	284.9	285.6	346.3	341.0
1/31/84	285.2	286.1	286.7	341.9	336.3
2/1/84	289.9	291.5	292.5	336.3	331.8
2/2/84	293.5	290.0	292.7	335.2	331.1
2/3/84	293.2	276.0	285.7	332.8	328.6
2/4/84	269.2	233.8	247.4	331.5	327.4
2/5/84	239.1	215.2	221.7	332.0	327.4
2/6/84	226.6	213.3	216.7	330.9	326.0
2/7/84	226.5	217.4	218.8	324.1	319.4
2/8/84	231.3	222.1	223.1	316.6	313.9
2/9/84	235.2	224.8	227.4	311.9	306.3
2/10/84	238.8	228.1	231.7	309.3	303.8

## Daily DSM2

Date	Avg Of H3-DB6	Avg Of H4-DB5	Avg Of H4-DB6	Avg Of NAA-DB5	Avg Of NAA-DB6
2/11/84	245.7	236.5	239.0	301.9	297.6
2/12/84	253.2	245.1	247.6	295.6	291.5
2/13/84	257.4	248.8	252.9	293.7	291.0
2/14/84	260.2	252.7	256.7	289.8	286.0
2/15/84	266.0	258.6	262.6	283.9	282.2
2/16/84	266.4	258.1	264.1	283.8	282.7
2/17/84	264.2	256.6	263.1	281.1	279.2
2/18/84	264.7	258.1	264.0	275.5	273.7
2/19/84	265.7	259.3	265.2	271.4	270.1
2/20/84	267.4	261.5	267.1	267.3	266.5
2/21/84	266.3	259.5	266.0	264.5	265.9
2/22/84	268.0	260.5	266.8	259.8	259.5
2/23/84	271.8	264.6	270.6	255.5	253.2
2/24/84	274.9	268.4	273.9	253.7	251.4
2/25/84	278.4	273.1	277.9	253.4	249.9
2/26/84	288.8	286.6	289.3	250.9	247.1
2/27/84	300.5	299.2	300.6	248.0	244.7
2/28/84	308.5	309.1	308.3	247.1	245.1
2/29/84	315.0	300.1	308.3	246.2	245.0
3/1/84	274.9	220.1	235.4	245.1	243.6
3/2/84	213.4	201.8	204.4	243.3	242.1
3/3/84	233.6	247.8	232.0	240.6	240.0
3/4/84	286.6	296.4	291.9	238.5	238.5
3/5/84	300.3	304.0	302.9	238.8	237.6
3/6/84	306.3	308.7	307.6	235.1	236.8
3/7/84	312.5	312.8	312.3	234.0	235.6
3/8/84	317.5	316.0	316.0	234.2	233.2
3/9/84	321.8	319.0	319.4	234.5	233.4
3/10/84	325.7	322.1	322.5	233.6	233.7
3/11/84	328.7	324.9	325.4	234.8	233.9
3/12/84	331.6	328.6	328.2	238.4	235.4
3/13/84	335.6	330.8	331.1	243.4	240.7
3/14/84	339.2	332.5	333.0	249.0	245.7
3/15/84	342.1	333.3	334.6	254.0	251.5
3/16/84	343.7	334.3	336.0	257.7	255.0
3/17/84	343.8	334.3	336.5	261.3	258.0
3/18/84	344.6	336.2	338.2	262.3	258.0
3/19/84	347.6	339.5	341.0	260.5	258.4
3/20/84	350.4	340.0	342.5	263.6	260.8
3/21/84	351.7	341.2	343.8	265.3	260.5
3/22/84	354.7	344.5	346.6	263.7	257.4
3/23/84	357.9	347.2	349.3	262.9	257.9
3/24/84	361.0	349.6	351.8	263.8	258.3
3/25/84	364.1	352.4	354.4	265.5	258.4
3/26/84	366.8	354.7	356.7	267.2	259.5

## Daily DSM2

Date	Avg Of H3-DB6	Avg Of H4-DB5	Avg Of H4-DB6	Avg Of NAA-DB5	Avg Of NAA-DB6
3/27/84	369.3	357.0	358.9	268.5	260.1
3/28/84	372.0	360.2	361.6	268.3	261.1
3/29/84	374.9	363.1	364.6	267.7	261.0
3/30/84	377.9	366.3	367.6	266.8	260.5
3/31/84	380.9	369.0	370.4	265.7	261.2
4/1/84	382.5	371.2	372.8	274.3	270.5
4/2/84	382.4	374.3	375.3	285.7	281.5
4/3/84	383.3	378.0	378.0	295.3	290.9
4/4/84	385.1	381.1	380.3	303.9	299.6
4/5/84	386.8	383.1	382.3	313.6	309.1
4/6/84	389.2	384.8	384.9	324.7	320.8
4/7/84	390.5	386.8	386.5	332.4	329.3
4/8/84	392.4	389.0	388.5	339.5	337.2
4/9/84	393.2	391.4	389.7	344.7	342.7
4/10/84	395.2	393.2	391.8	349.1	347.9
4/11/84	397.5	395.6	394.1	352.4	352.0
4/12/84	398.2	397.0	395.0	354.7	354.7
4/13/84	397.4	397.0	394.6	357.3	357.2
4/14/84	396.6	397.0	394.3	359.1	359.5
4/15/84	396.4	396.8	394.4	360.4	361.2
4/16/84	396.5	397.5	394.8	360.9	362.4
4/17/84	395.8	397.0	394.4	361.8	363.3
4/18/84	395.8	397.3	394.7	362.5	364.4
4/19/84	399.9	399.0	398.5	360.1	363.2
4/20/84	402.4	400.4	400.7	358.2	361.6
4/21/84	403.6	401.8	401.7	357.7	360.9
4/22/84	404.4	402.7	402.6	358.4	361.3
4/23/84	405.5	404.0	403.6	359.1	361.9
4/24/84	408.6	405.3	406.0	357.1	360.2
4/25/84	409.8	407.7	407.3	357.6	360.1
4/26/84	408.5	408.8	406.9	361.3	363.4
4/27/84	409.4	410.1	408.1	363.0	365.5
4/28/84	410.6	411.2	409.5	364.4	366.9
4/29/84	410.8	412.0	410.0	365.9	368.7
4/30/84	409.6	411.6	409.1	370.1	372.6
5/1/84	408.5	411.0	408.5	376.1	378.0
5/2/84	409.1	411.3	409.2	380.3	382.2
5/3/84	408.8	411.0	409.0	384.8	386.2
5/4/84	410.8	411.0	410.6	388.1	389.7
5/5/84	413.0	412.3	412.4	392.2	393.2
5/6/84	414.1	413.5	413.3	396.3	396.6
5/7/84	416.0	415.5	415.0	400.2	399.9
5/8/84	417.6	417.3	416.5	404.0	403.0
5/9/84	418.3	418.5	417.4	407.2	405.4
5/10/84	419.4	419.7	418.7	409.7	408.1

## Daily DSM2

Date	Avg Of H3-DB6	Avg Of H4-DB5	Avg Of H4-DB6	Avg Of NAA-DB5	Avg Of NAA-DB6
5/11/84	419.7	421.2	419.5	411.9	409.9
5/12/84	419.1	421.7	419.4	412.9	410.8
5/13/84	418.8	422.0	419.6	413.7	411.8
5/14/84	419.3	422.1	420.3	414.4	412.9
5/15/84	418.1	422.7	419.6	415.2	412.9
5/16/84	417.7	422.8	419.6	415.6	412.9
5/17/84	420.2	424.7	421.8	417.1	415.0
5/18/84	421.8	426.1	423.4	418.3	416.4
5/19/84	424.2	427.6	425.6	419.7	417.9
5/20/84	427.5	429.8	428.4	421.3	419.9
5/21/84	431.4	431.7	431.4	422.6	422.5
5/22/84	433.8	432.7	433.0	423.8	424.1
5/23/84	434.9	433.5	433.8	425.9	425.7
5/24/84	435.7	434.0	434.5	427.0	426.9
5/25/84	436.1	434.7	435.1	428.6	428.0
5/26/84	434.5	435.9	434.4	429.9	427.4
5/27/84	431.4	434.9	432.5	428.0	424.6
5/28/84	428.9	433.8	430.8	426.7	422.9
5/29/84	425.5	431.5	428.1	424.2	420.0
5/30/84	424.1	430.1	427.0	422.9	418.8
5/31/84	420.1	421.5	417.9	417.1	412.1
6/1/84	401.6	395.5	392.4	397.3	392.6
6/2/84	378.7	376.6	372.5	377.9	373.6
6/3/84	363.7	362.0	358.4	364.7	359.1
6/4/84	353.8	351.8	348.1	353.0	347.5
6/5/84	347.0	344.5	339.0	343.6	337.6
6/6/84	344.3	340.8	334.6	337.3	332.7
6/7/84	342.4	336.9	330.0	335.5	329.1
6/8/84	338.0	334.2	324.8	330.2	323.8
6/9/84	333.7	329.4	323.3	327.7	320.7
6/10/84	328.9	326.9	321.4	323.9	317.5
6/11/84	325.5	323.4	319.2	320.4	314.5
6/12/84	323.6	326.9	318.5	318.6	312.8
6/13/84	321.9	323.1	317.7	317.8	311.1
6/14/84	320.2	322.2	316.8	315.8	309.5
6/15/84	320.2	322.0	316.6	314.3	308.7
6/16/84	321.0	324.0	318.1	313.4	306.7
6/17/84	321.6	324.7	319.3	311.7	305.4
6/18/84	322.1	325.9	319.3	312.1	304.5
6/19/84	322.4	325.9	319.2	310.1	304.3
6/20/84	320.9	325.0	316.7	309.1	301.8
6/21/84	319.0	321.2	313.2	308.1	298.8
6/22/84	314.9	322.4	312.0	305.8	296.2
6/23/84	312.5	321.4	312.5	305.3	295.2
6/24/84	310.1	321.0	312.7	303.7	293.9



## Daily DSM2

Date	Avg Of H3-DB6	Avg Of H4-DB5	Avg Of H4-DB6	Avg Of NAA-DB5	Avg Of NAA-DB6
6/25/84	308.3	320.6	312.4	301.7	292.8
6/26/84	306.3	321.8	311.8	299.5	291.9
6/27/84	306.7	319.6	313.0	300.6	292.8
6/28/84	305.6	319.4	312.8	299.0	292.0
6/29/84	305.2	320.5	314.7	298.1	291.6
6/30/84	301.3	321.4	316.0	297.5	289.2
7/1/84	290.8	321.2	316.4	290.0	280.5
7/2/84	285.5	321.8	317.4	288.1	276.7
7/3/84	282.4	322.8	318.0	291.7	273.9
7/4/84	280.5	322.8	318.4	294.1	269.2
7/5/84	274.6	324.4	319.6	289.1	267.4
7/6/84	274.3	327.2	322.6	291.3	265.0
7/7/84	275.7	329.9	325.8	286.0	267.2
7/8/84	274.6	331.4	328.2	279.8	270.9
7/9/84	272.9	332.0	329.1	276.5	271.3
7/10/84	271.1	331.6	328.8	275.0	271.4
7/11/84	270.0	330.9	328.0	274.1	272.0
7/12/84	269.5	329.5	326.4	273.8	273.2
7/13/84	270.4	328.2	325.6	275.5	275.4
7/14/84	272.2	328.2	325.5	277.6	278.3
7/15/84	273.6	327.6	323.8	281.1	281.2
7/16/84	274.7	323.8	320.6	283.3	282.8
7/17/84	276.0	321.7	318.1	285.4	282.8
7/18/84	276.8	319.2	316.1	286.5	282.3
7/19/84	275.3	317.6	313.5	286.6	277.6
7/20/84	272.5	315.8	309.6	284.1	275.3
7/21/84	275.2	313.5	308.0	285.4	275.3
7/22/84	276.3	312.4	306.7	283.5	278.3
7/23/84	275.2	309.7	304.9	282.2	280.3
7/24/84	273.9	307.8	303.5	280.5	280.7
7/25/84	272.6	305.4	301.2	280.7	282.2
7/26/84	271.9	303.4	299.8	283.7	286.6
7/27/84	272.0	299.9	297.4	289.3	292.9
7/28/84	272.5	299.6	296.0	295.3	299.0
7/29/84	273.0	297.5	293.8	300.5	305.1
7/30/84	273.9	296.4	291.7	306.1	309.4
7/31/84	275.2	293.7	289.2	310.1	311.2
8/1/84	275.9	290.0	286.2	313.2	308.9
8/2/84	276.1	289.5	284.3	314.3	303.4
8/3/84	275.6	287.3	280.7	303.6	298.2
8/4/84	274.4	283.9	277.8	302.6	292.7
8/5/84	273.5	282.0	275.1	299.5	289.0
8/6/84	272.2	277.8	271.9	296.2	287.5
8/7/84	271.2	276.2	270.3	293.0	286.5
8/8/84	270.6	276.1	270.1	291.0	286.3

## Daily DSM2

Date	Avg Of H3-DB6	Avg Of H4-DB5	Avg Of H4-DB6	Avg Of NAA-DB5	Avg Of NAA-DB6
8/9/84	270.7	275.6	270.2	290.8	287.3
8/10/84	271.2	275.2	269.9	292.2	289.1
8/11/84	272.1	275.6	269.9	293.9	291.3
8/12/84	273.4	275.2	268.9	296.9	294.0
8/13/84	275.5	273.6	268.5	300.3	295.9
8/14/84	277.4	274.5	268.3	303.4	298.8
8/15/84	280.0	275.0	269.3	307.7	303.1
8/16/84	282.0	276.2	268.9	310.7	306.9
8/17/84	282.5	276.4	268.9	309.8	311.1
8/18/84	285.1	277.5	269.0	315.6	315.5
8/19/84	287.3	276.7	270.5	321.0	321.8
8/20/84	289.6	276.5	272.0	327.8	331.3
8/21/84	292.1	278.1	273.8	336.2	344.0
8/22/84	295.1	279.6	276.1	348.3	360.3
8/23/84	298.9	281.2	278.6	363.9	380.7
8/24/84	304.4	283.9	282.2	383.6	404.8
8/25/84	311.2	287.9	286.0	404.4	432.4
8/26/84	319.7	291.7	290.4	427.7	462.1
8/27/84	329.2	296.5	295.4	449.4	491.8
8/28/84	340.1	301.3	301.0	468.5	520.7
8/29/84	351.6	307.6	307.8	484.2	536.7
8/30/84	361.6	313.7	314.7	500.4	551.4
8/31/84	371.9	320.3	321.4	512.2	555.4
9/1/84	376.8	325.6	326.3	517.9	555.1
9/2/84	378.2	329.2	329.7	520.1	548.6
9/3/84	379.4	332.0	332.6	524.7	553.0
9/4/84	380.7	334.6	335.0	531.9	561.1
9/5/84	380.7	336.9	337.1	542.4	571.1
9/6/84	380.7	338.8	338.9	555.0	585.0
9/7/84	380.5	340.5	340.5	565.0	598.0
9/8/84	379.7	341.9	341.8	574.9	608.4
9/9/84	378.4	343.3	343.0	583.9	617.7
9/10/84	376.9	344.4	344.1	590.4	624.4
9/11/84	375.2	346.1	345.4	596.2	628.1
9/12/84	373.0	347.4	346.4	600.4	627.1
9/13/84	370.4	348.3	347.2	601.2	624.2
9/14/84	367.9	349.5	348.0	597.3	614.5
9/15/84	365.6	350.5	348.9	590.1	602.3
9/16/84	361.6	351.0	349.1	584.9	588.0
9/17/84	357.1	351.1	349.1	574.9	571.9
9/18/84	352.8	351.3	349.3	560.0	557.9
9/19/84	349.4	351.6	349.4	547.0	544.8
9/20/84	345.7	351.6	348.9	533.6	529.9
9/21/84	342.4	351.7	348.6	522.9	516.1
9/22/84	340.0	351.7	348.7	520.6	503.7

## Daily DSM2

Date	Avg Of H3-DB6	Avg Of H4-DB5	Avg Of H4-DB6	Avg Of NAA-DB5	Avg Of NAA-DB6
9/23/84	339.3	352.7	349.8	508.5	489.4
9/24/84	337.6	353.7	350.5	500.7	468.3
9/25/84	335.7	354.0	350.5	485.9	455.4
9/26/84	334.0	354.4	351.1	475.9	439.5
9/27/84	332.0	355.1	351.4	458.2	427.2
9/28/84	329.7	355.0	351.2	442.6	417.8
9/29/84	327.9	354.9	351.1	426.5	409.6
9/30/84	328.9	359.1	355.4	418.2	400.7
10/1/84	333.8	365.8	361.9	397.8	390.8
10/2/84	338.6	370.5	366.2	390.8	381.3
10/3/84	344.1	375.4	370.6	384.6	374.2
10/4/84	349.1	379.7	374.7	377.8	366.9
10/5/84	355.2	385.1	379.8	369.3	361.3
10/6/84	360.9	389.8	384.5	362.1	353.3
10/7/84	365.2	392.9	387.7	357.8	344.2
10/8/84	368.7	395.0	390.2	349.0	335.9
10/9/84	372.0	397.2	392.5	343.0	326.8
10/10/84	374.3	398.3	393.9	339.7	319.1
10/11/84	378.7	401.6	397.1	329.6	312.6
10/12/84	383.1	404.6	400.4	323.0	306.9
10/13/84	386.5	406.7	402.7	317.2	303.0
10/14/84	387.6	407.3	402.9	308.6	299.1
10/15/84	375.0	397.9	390.5	299.9	294.0
10/16/84	368.9	387.9	384.2	298.2	291.5
10/17/84	367.8	386.5	382.4	295.5	286.1
10/18/84	359.6	378.8	373.9	293.0	280.3
10/19/84	350.8	369.7	364.4	292.1	280.0
10/20/84	347.0	364.6	359.7	289.9	278.3
10/21/84	345.0	361.7	356.9	285.3	275.2
10/22/84	343.9	359.9	354.9	283.9	272.2
10/23/84	343.4	358.5	353.4	285.0	269.7
10/24/84	343.5	357.5	352.6	282.1	268.0
10/25/84	345.3	358.2	353.6	279.8	265.8
10/26/84	349.3	360.4	357.1	278.3	265.8
10/27/84	352.2	363.5	359.7	274.3	264.1
10/28/84	353.3	365.0	360.4	270.5	262.1
10/29/84	354.5	365.7	361.4	268.9	261.1
10/30/84	355.7	366.0	362.4	270.5	260.1
10/31/84	351.6	365.7	358.0	271.6	260.0
11/1/84	338.8	356.6	344.5	274.8	257.0
11/2/84	338.1	350.3	342.8	276.8	257.5
11/3/84	335.3	350.4	339.4	273.7	254.7
11/4/84	331.2	346.1	334.1	275.0	257.6
11/5/84	328.1	341.1	330.2	275.1	261.2
11/6/84	326.0	339.8	327.5	277.5	265.7

## Daily DSM2

Date	Avg Of H3-DB6	Avg Of H4-DB5	Avg Of H4-DB6	Avg Of NAA-DB5	Avg Of NAA-DB6
11/7/84	321.2	334.8	322.3	280.5	272.2
11/8/84	321.8	336.1	322.6	285.6	281.1
11/9/84	319.4	331.0	319.9	292.6	291.1
11/10/84	319.4	327.7	319.8	301.4	301.9
11/11/84	320.0	326.8	320.3	311.3	313.9
11/12/84	321.0	329.7	321.1	322.6	327.3
11/13/84	325.0	332.5	325.1	335.4	340.0
11/14/84	324.8	331.8	324.7	347.7	355.4
11/15/84	328.1	334.1	327.9	355.9	368.3
11/16/84	334.0	340.4	333.6	361.8	376.4
11/17/84	335.4	341.2	334.9	368.6	387.2
11/18/84	336.6	343.0	336.0	377.0	391.3
11/19/84	335.7	342.9	335.0	380.7	393.5
11/20/84	334.5	342.0	333.7	382.9	390.2
11/21/84	332.4	340.2	331.5	381.4	384.9
11/22/84	329.8	337.7	328.8	379.9	380.9
11/23/84	324.1	332.2	323.1	377.2	377.6
11/24/84	324.9	331.7	323.9	375.9	375.6
11/25/84	324.0	332.2	322.9	373.7	373.3
11/26/84	318.1	323.8	317.0	372.2	370.5
11/27/84	318.6	322.8	317.5	370.8	365.8
11/28/84	321.4	327.7	320.3	366.8	360.1
11/29/84	317.2	325.9	316.0	366.1	352.1
11/30/84	309.2	326.1	308.1	361.3	348.7
12/1/84	302.5	325.1	301.5	358.9	336.9
12/2/84	298.5	317.8	297.6	355.5	326.7
12/3/84	290.2	311.2	289.2	340.5	323.2
12/4/84	283.8	298.8	282.9	331.7	317.5
12/5/84	280.5	292.0	279.6	325.5	314.1
12/6/84	276.2	284.9	275.3	318.3	309.2
12/7/84	271.9	279.5	271.0	311.9	304.4
12/8/84	268.5	275.1	267.6	305.2	298.5
12/9/84	264.3	269.9	263.4	299.0	293.6
12/10/84	262.0	266.8	261.1	294.6	290.0
12/11/84	259.5	264.2	258.6	290.7	287.4
12/12/84	259.1	262.4	258.2	287.4	285.8
12/13/84	255.7	260.1	254.6	287.2	282.1
12/14/84	251.9	261.9	250.8	289.3	275.8
12/15/84	253.4	261.3	252.3	292.8	271.5
12/16/84	249.5	262.1	248.3	287.2	263.3
12/17/84	245.1	257.7	244.0	277.2	262.3
12/18/84	242.7	253.2	241.6	270.9	260.7
12/19/84	242.4	248.6	241.2	266.9	259.9
12/20/84	242.5	246.6	241.2	264.7	259.3
12/21/84	242.1	245.0	240.8	263.1	257.9

## Daily DSM2

Date	Avg Of H3-DB6	Avg Of H4-DB5	Avg Of H4-DB6	Avg Of NAA-DB5	Avg Of NAA-DB6
12/22/84	241.7	244.6	240.2	261.6	256.6
12/23/84	241.8	244.5	240.2	260.5	256.0
12/24/84	241.9	243.9	240.1	259.6	256.2
12/25/84	242.1	244.6	240.1	259.7	255.7
12/26/84	242.8	245.1	240.5	260.2	256.5
12/27/84	244.1	248.0	241.6	262.4	257.8
12/28/84	245.9	251.0	243.0	266.0	259.0
12/29/84	245.9	255.1	242.7	269.0	257.4
12/30/84	243.9	257.2	240.1	268.7	258.6
12/31/84	250.9	251.6	247.1	266.6	263.0
1/1/85	260.4	260.3	256.7	271.2	269.6
1/2/85	270.1	270.2	266.7	274.9	272.5
1/3/85	279.6	279.6	276.3	279.0	276.9
1/4/85	287.6	288.6	284.5	282.9	281.2
1/5/85	294.3	296.4	291.3	287.5	286.0
1/6/85	300.9	303.6	298.1	293.0	291.4
1/7/85	311.0	314.8	308.3	299.6	297.7
1/8/85	325.6	333.1	323.0	306.5	304.2
1/9/85	345.1	357.2	342.7	312.7	310.0
1/10/85	371.7	389.3	369.4	318.5	315.7
1/11/85	397.1	418.3	394.9	323.8	320.7
1/12/85	416.8	435.9	414.7	329.0	325.3
1/13/85	427.7	446.5	425.7	333.7	329.2
1/14/85	429.7	444.5	427.7	337.3	331.6
1/15/85	423.0	435.8	420.9	338.1	330.3
1/16/85	420.5	430.6	418.4	338.3	330.6
1/17/85	416.6	425.5	414.5	336.9	329.6
1/18/85	417.8	426.5	415.7	337.2	330.2
1/19/85	422.9	433.0	420.8	337.9	331.0
1/20/85	431.0	442.0	429.0	338.8	331.8
1/21/85	441.6	452.3	439.5	340.2	332.2
1/22/85	454.8	467.5	452.8	340.9	333.0
1/23/85	473.3	487.1	471.3	342.3	334.3
1/24/85	492.9	509.2	490.8	344.3	335.3
1/25/85	510.5	526.1	508.4	344.6	336.3
1/26/85	527.4	544.2	525.4	346.1	337.4
1/27/85	534.8	550.5	532.8	347.1	336.6
1/28/85	537.1	551.1	535.1	345.6	334.6
1/29/85	536.4	548.9	534.5	341.8	331.3
1/30/85	536.9	547.6	535.0	339.7	330.4
1/31/85	516.7	526.8	514.8	337.0	328.7
2/1/85	465.3	476.1	463.4	334.2	326.4
2/2/85	440.0	447.3	438.1	334.5	326.7
2/3/85	437.8	445.6	436.0	337.9	328.9
2/4/85	441.3	452.1	439.5	340.2	330.4

## Daily DSM2

Date	Avg Of H3-DB6	Avg Of H4-DB5	Avg Of H4-DB6	Avg Of NAA-DB5	Avg Of NAA-DB6
2/5/85	445.7	457.6	444.0	342.3	332.5
2/6/85	447.1	461.8	445.4	343.3	333.0
2/7/85	446.3	461.3	444.6	343.7	333.2
2/8/85	456.7	465.5	455.2	346.5	338.0
2/9/85	467.9	477.2	466.5	349.5	341.0
2/10/85	463.7	479.2	462.4	351.6	341.8
2/11/85	447.7	467.0	446.5	351.7	339.4
2/12/85	437.5	458.5	436.3	348.4	335.1
2/13/85	434.8	455.9	433.7	343.7	331.4
2/14/85	437.2	457.5	436.2	344.4	332.4
2/15/85	435.0	455.7	434.2	343.0	330.9
2/16/85	435.8	457.2	435.2	345.8	332.0
2/17/85	440.2	460.7	439.9	348.4	334.7
2/18/85	440.1	462.7	439.9	350.0	334.2
2/19/85	439.3	461.9	439.3	349.9	334.6
2/20/85	438.2	461.4	438.3	350.6	333.3
2/21/85	431.0	455.4	431.2	346.7	329.9
2/22/85	427.0	450.4	427.3	345.5	329.3
2/23/85	424.5	448.0	424.9	344.6	328.6
2/24/85	417.6	442.6	418.2	342.3	324.8
2/25/85	408.6	434.5	409.3	338.6	318.6
2/26/85	397.5	422.4	398.4	328.4	312.5
2/27/85	392.5	415.0	393.4	321.4	308.8
2/28/85	390.4	412.7	391.3	320.0	307.0
3/1/85	397.9	422.9	398.9	328.1	313.9
3/2/85	404.3	429.7	405.3	334.3	318.9
3/3/85	402.0	427.0	403.2	332.3	317.6
3/4/85	405.9	428.4	407.2	333.9	320.6
3/5/85	408.8	431.8	410.2	335.9	322.8
3/6/85	415.0	433.9	416.4	338.0	327.3
3/7/85	421.8	441.9	423.2	344.7	333.3
3/8/85	418.2	440.4	419.7	345.3	332.6
3/9/85	410.7	433.5	412.2	342.0	328.8
3/10/85	411.4	431.6	413.1	342.4	330.8
3/11/85	412.4	434.5	414.1	346.2	333.3
3/12/85	402.3	428.2	404.5	344.5	328.8
3/13/85	397.2	422.3	399.0	342.6	326.3
3/14/85	398.2	423.0	399.8	344.0	327.8
3/15/85	405.6	427.8	407.2	348.3	334.2
3/16/85	408.6	430.4	410.1	351.1	337.0
3/17/85	411.1	432.2	412.7	352.8	338.9
3/18/85	417.3	435.6	418.7	356.3	344.0
3/19/85	420.5	441.3	422.0	361.4	347.2
3/20/85	420.1	440.9	421.5	362.0	347.6
3/21/85	418.4	438.2	419.8	360.9	347.0

## Daily DSM2

Date	Avg Of H3-DB6	Avg Of H4-DB5	Avg Of H4-DB6	Avg Of NAA-DB5	Avg Of NAA-DB6
3/22/85	415.3	437.1	416.4	360.8	345.0
3/23/85	411.2	433.4	412.4	358.8	341.8
3/24/85	409.5	430.4	410.8	356.4	340.7
3/25/85	404.1	428.8	405.5	355.3	336.5
3/26/85	394.9	418.3	396.1	348.6	330.4
3/27/85	401.4	420.2	402.3	350.8	336.4
3/28/85	411.5	432.7	412.4	362.2	346.2
3/29/85	409.4	434.6	410.4	365.7	345.9
3/30/85	403.7	427.7	404.6	360.5	341.2
3/31/85	410.7	431.7	411.7	363.2	349.6
4/1/85	424.6	440.8	425.6	372.6	364.9
4/2/85	436.7	450.7	437.5	383.7	378.6
4/3/85	444.3	458.9	445.0	395.3	391.2
4/4/85	449.2	462.9	449.8	407.2	402.1
4/5/85	452.9	466.5	453.5	416.4	412.0
4/6/85	458.3	471.2	458.9	425.9	420.8
4/7/85	461.2	476.5	461.7	432.8	428.3
4/8/85	459.8	474.8	460.3	439.4	434.6
4/9/85	458.8	474.4	459.3	445.4	440.7
4/10/85	460.8	477.0	461.3	450.5	446.9
4/11/85	463.6	479.5	464.0	455.2	452.9
4/12/85	461.7	478.9	462.1	460.9	458.3
4/13/85	453.9	471.1	454.2	466.0	461.9
4/14/85	448.2	462.9	448.5	469.1	464.1
4/15/85	444.8	458.5	445.2	471.0	466.4
4/16/85	443.9	456.1	444.2	473.7	469.8
4/17/85	444.9	456.3	445.2	476.5	474.0
4/18/85	443.2	454.2	443.5	479.0	477.4
4/19/85	439.5	450.6	439.7	481.4	480.5
4/20/85	426.3	438.8	426.5	484.5	482.7
4/21/85	422.2	431.8	422.4	485.4	484.5
4/22/85	422.4	430.9	422.6	483.6	485.5
4/23/85	419.5	427.8	419.7	482.4	485.7
4/24/85	414.2	423.1	414.4	483.7	486.4
4/25/85	409.2	419.2	409.4	486.8	488.5
4/26/85	398.7	409.2	398.9	492.2	491.0
4/27/85	396.5	404.5	396.6	493.7	492.2
4/28/85	398.8	405.9	398.9	495.2	494.5
4/29/85	395.2	402.7	395.3	498.0	495.8
4/30/85	390.7	397.6	390.5	499.0	495.7
5/1/85	391.6	396.7	390.7	498.7	495.4
5/2/85	393.5	397.8	392.5	497.9	494.4
5/3/85	395.3	398.7	394.1	496.3	493.0
5/4/85	390.9	395.2	389.6	491.5	485.5
5/5/85	387.3	391.2	386.0	484.6	477.6

## Daily DSM2

Date	Avg Of H3-DB6	Avg Of H4-DB5	Avg Of H4-DB6	Avg Of NAA-DB5	Avg Of NAA-DB6
5/6/85	386.9	390.4	385.2	481.9	474.4
5/7/85	386.7	389.6	384.8	479.5	472.7
5/8/85	385.2	388.1	383.1	477.5	470.4
5/9/85	385.2	388.3	383.4	477.0	470.1
5/10/85	386.9	390.4	385.6	479.1	472.8
5/11/85	387.8	392.6	387.4	480.4	474.0
5/12/85	387.5	392.8	387.6	480.8	474.3
5/13/85	385.3	390.9	385.1	478.7	472.0
5/14/85	378.2	384.6	378.0	471.2	462.8
5/15/85	373.1	378.4	372.9	461.1	453.3
5/16/85	373.5	377.9	372.8	459.2	451.4
5/17/85	372.9	377.2	372.0	454.6	447.1
5/18/85	371.6	375.4	370.6	448.4	440.8
5/19/85	371.3	374.8	370.3	444.0	436.3
5/20/85	372.2	375.8	370.8	441.5	434.0
5/21/85	373.0	375.9	371.2	439.8	432.1
5/22/85	372.6	376.1	371.0	436.6	428.9
5/23/85	373.1	376.7	371.5	435.4	427.8
5/24/85	374.2	378.0	373.1	434.9	427.4
5/25/85	374.4	378.8	374.1	433.0	425.3
5/26/85	376.3	381.2	376.4	433.9	426.4
5/27/85	378.8	383.8	378.9	436.1	428.5
5/28/85	380.8	385.0	380.7	436.2	429.5
5/29/85	380.7	386.1	380.2	434.5	427.3
5/30/85	377.5	382.4	376.8	425.7	418.7
5/31/85	377.6	383.5	377.1	415.6	408.6
6/1/85	375.1	381.2	375.2	388.6	380.6
6/2/85	375.5	381.8	375.8	370.3	363.3
6/3/85	377.8	383.3	378.0	362.2	355.8
6/4/85	380.5	385.7	380.7	356.6	351.3
6/5/85	383.6	388.8	383.7	354.5	347.7
6/6/85	387.0	392.9	387.1	351.6	344.8
6/7/85	391.0	396.6	391.2	349.0	342.2
6/8/85	392.6	399.0	392.7	344.6	336.0
6/9/85	391.6	397.9	391.7	337.9	330.5
6/10/85	389.3	395.7	389.4	336.5	326.3
6/11/85	385.6	392.9	385.7	332.1	321.9
6/12/85	382.6	389.8	382.7	329.1	318.0
6/13/85	380.5	388.0	380.6	326.2	315.0
6/14/85	379.8	386.5	379.8	321.8	311.9
6/15/85	377.0	384.3	377.0	315.5	306.5
6/16/85	376.5	383.8	376.5	313.0	304.9
6/17/85	378.7	385.7	378.7	311.8	305.1
6/18/85	378.9	385.6	378.9	307.2	301.8
6/19/85	379.1	386.3	379.1	305.7	299.4



## Daily DSM2

Date	Avg Of H3-DB6	Avg Of H4-DB5	Avg Of H4-DB6	Avg Of NAA-DB5	Avg Of NAA-DB6
6/20/85	381.3	387.9	381.3	304.6	299.3
6/21/85	384.6	390.5	384.6	304.0	299.8
6/22/85	387.5	394.0	387.6	304.2	298.9
6/23/85	388.6	395.1	388.6	301.2	296.2
6/24/85	390.5	397.7	390.6	300.7	295.5
6/25/85	390.4	397.4	390.5	299.9	294.7
6/26/85	387.9	394.6	388.0	299.9	294.0
6/27/85	383.4	390.8	383.4	299.2	293.7
6/28/85	379.8	386.9	379.9	299.2	294.3
6/29/85	378.7	385.4	378.7	299.1	294.9
6/30/85	372.3	380.5	373.1	296.7	291.9
7/1/85	352.6	365.7	357.7	300.6	289.2
7/2/85	335.9	350.2	342.7	299.2	290.2
7/3/85	329.1	342.3	334.9	300.9	294.0
7/4/85	326.8	338.4	332.3	306.1	300.2
7/5/85	324.4	336.9	330.0	311.3	305.2
7/6/85	324.8	335.4	330.1	317.5	310.5
7/7/85	323.0	334.8	328.0	320.8	314.1
7/8/85	321.9	332.3	326.2	324.8	318.5
7/9/85	320.2	333.1	324.8	321.8	321.3
7/10/85	317.2	330.3	322.4	322.3	323.8
7/11/85	315.9	328.2	320.4	327.9	325.9
7/12/85	313.5	324.1	318.0	330.7	327.8
7/13/85	312.0	321.1	316.7	335.5	335.4
7/14/85	310.1	319.9	315.2	342.3	347.8
7/15/85	308.4	317.0	313.1	353.3	362.5
7/16/85	308.5	315.1	312.6	364.6	377.7
7/17/85	310.1	316.1	313.2	377.6	393.7
7/18/85	312.3	316.8	314.4	391.8	409.4
7/19/85	315.0	318.5	315.9	403.6	422.6
7/20/85	318.2	318.5	317.2	413.3	432.3
7/21/85	321.6	320.2	318.5	421.2	440.9
7/22/85	324.8	320.9	320.2	428.9	448.8
7/23/85	327.1	322.9	321.7	435.5	454.0
7/24/85	328.4	324.2	322.9	438.4	453.5
7/25/85	328.7	324.3	323.7	436.7	446.8
7/26/85	328.3	323.9	323.2	434.4	439.2
7/27/85	326.9	322.6	322.1	431.1	434.3
7/28/85	325.6	321.1	321.1	428.3	432.8
7/29/85	324.4	319.7	320.1	427.8	434.0
7/30/85	323.1	318.3	318.8	429.4	436.9
7/31/85	322.8	317.0	317.8	427.7	437.1
8/1/85	322.2	316.1	316.7	425.7	435.7
8/2/85	321.6	315.5	315.5	424.5	434.2
8/3/85	321.9	316.0	315.4	423.7	432.5

## Daily DSM2

Date	Avg Of H3-DB6	Avg Of H4-DB5	Avg Of H4-DB6	Avg Of NAA-DB5	Avg Of NAA-DB6
8/4/85	323.1	316.2	316.2	423.4	429.0
8/5/85	324.4	317.6	317.0	420.1	423.7
8/6/85	325.6	318.5	317.9	418.6	415.6
8/7/85	327.7	319.4	319.2	416.7	410.2
8/8/85	329.8	320.8	320.6	408.3	406.9
8/9/85	331.4	322.0	322.0	402.2	403.1
8/10/85	331.8	322.5	322.9	394.1	396.1
8/11/85	332.1	323.2	323.7	387.6	390.3
8/12/85	332.3	323.7	324.4	383.9	387.8
8/13/85	332.4	325.0	324.9	383.6	389.0
8/14/85	332.2	325.3	325.2	386.1	392.0
8/15/85	332.4	325.6	325.8	390.5	396.4
8/16/85	333.4	328.0	327.2	394.1	401.6
8/17/85	334.7	329.6	329.0	400.2	407.7
8/18/85	335.9	331.7	330.6	404.8	414.1
8/19/85	337.8	334.2	333.0	409.9	419.5
8/20/85	340.4	336.6	336.4	416.7	422.3
8/21/85	343.8	340.9	340.6	419.2	424.1
8/22/85	347.7	345.1	345.1	417.3	425.2
8/23/85	351.3	349.2	349.4	416.5	425.9
8/24/85	354.6	351.9	353.1	417.4	426.3
8/25/85	357.1	354.8	356.1	419.6	428.8
8/26/85	359.5	357.2	358.8	424.0	435.3
8/27/85	362.1	360.2	361.5	431.4	445.6
8/28/85	365.5	363.1	364.8	441.6	458.4
8/29/85	369.5	366.8	368.1	452.5	471.5
8/30/85	373.7	370.0	371.7	465.1	485.6
8/31/85	379.0	373.1	375.4	477.0	501.0
9/1/85	386.4	377.0	380.8	488.8	510.5
9/2/85	393.7	383.1	388.0	496.1	525.3
9/3/85	402.7	391.7	397.2	504.1	532.5
9/4/85	412.5	400.5	406.9	514.4	541.2
9/5/85	420.5	406.7	414.8	517.9	544.7
9/6/85	425.4	413.0	419.9	530.0	556.5
9/7/85	433.2	420.0	427.1	542.6	564.2
9/8/85	440.8	425.6	434.0	552.2	575.8
9/9/85	446.6	430.9	439.4	562.1	586.4
9/10/85	449.4	435.3	442.3	565.8	588.6
9/11/85	448.2	434.9	441.8	566.9	592.0
9/12/85	450.0	436.2	443.8	572.1	599.5
9/13/85	455.1	440.1	448.6	582.6	611.3
9/14/85	463.8	447.7	456.5	591.9	621.7
9/15/85	473.2	455.0	465.3	598.5	628.6
9/16/85	483.9	464.3	475.4	603.1	633.3
9/17/85	494.8	475.0	485.8	606.6	635.4

## Daily DSM2

Date	Avg Of H3-DB6	Avg Of H4-DB5	Avg Of H4-DB6	Avg Of NAA-DB5	Avg Of NAA-DB6
9/18/85	501.6	481.8	492.4	608.2	636.7
9/19/85	509.1	487.0	499.6	616.8	641.9
9/20/85	520.6	497.0	510.6	623.3	650.0
9/21/85	532.3	507.6	521.9	631.0	657.0
9/22/85	538.9	515.0	528.6	634.5	660.2
9/23/85	543.2	519.5	533.0	637.5	667.0
9/24/85	552.8	527.7	542.5	646.6	680.6
9/25/85	562.4	537.0	552.1	660.1	694.4
9/26/85	570.5	544.5	560.3	674.7	714.3
9/27/85	582.1	555.2	571.7	692.5	734.4
9/28/85	594.9	566.8	584.4	711.8	756.1
9/29/85	606.1	575.5	595.5	728.9	779.2
9/30/85	619.2	586.9	608.7	747.1	792.2
10/1/85	624.5	596.4	614.4	757.9	801.5
10/2/85	626.0	599.2	616.3	768.1	813.4
10/3/85	628.0	600.8	618.6	781.1	819.6
10/4/85	633.5	603.1	624.3	794.9	826.0
10/5/85	637.8	607.6	628.8	802.8	830.1
10/6/85	637.9	612.6	629.2	801.5	828.9
10/7/85	634.5	612.0	626.2	792.0	825.2
10/8/85	634.4	611.9	626.3	785.2	816.1
10/9/85	633.7	612.3	625.8	770.6	803.7
10/10/85	633.4	611.7	625.7	764.0	795.6
10/11/85	632.3	611.3	624.8	758.9	790.7
10/12/85	629.3	609.4	621.9	752.6	787.1
10/13/85	625.9	605.9	618.8	754.1	785.8
10/14/85	624.6	603.7	617.6	755.7	785.3
10/15/85	625.2	603.5	618.1	754.0	782.5
10/16/85	620.4	601.4	613.5	750.4	779.9
10/17/85	612.0	594.5	605.5	749.7	778.4
10/18/85	603.5	587.0	597.3	751.2	778.5
10/19/85	597.0	581.1	591.1	759.8	786.3
10/20/85	589.6	575.5	583.9	761.6	788.9
10/21/85	579.8	568.1	574.5	759.4	788.9
10/22/85	569.8	559.7	564.9	759.3	791.8
10/23/85	563.2	552.5	558.6	765.0	796.5
10/24/85	557.6	547.0	553.2	770.9	804.3
10/25/85	551.4	541.0	547.2	772.2	809.7
10/26/85	545.4	537.2	541.5	777.1	813.4
10/27/85	540.4	531.7	536.6	774.4	809.1
10/28/85	535.3	528.1	531.7	771.9	805.0
10/29/85	530.3	522.5	526.8	767.5	798.5
10/30/85	525.2	517.6	521.9	760.4	790.2
10/31/85	518.1	512.8	514.9	761.9	783.3
11/1/85	510.2	505.2	507.0	749.5	776.8

## Daily DSM2

Date	Avg Of H3-DB6	Avg Of H4-DB5	Avg Of H4-DB6	Avg Of NAA-DB5	Avg Of NAA-DB6
11/2/85	499.9	494.3	497.0	744.8	768.0
11/3/85	490.0	489.0	487.3	735.8	761.9
11/4/85	481.5	478.8	479.0	737.0	760.6
11/5/85	473.6	471.9	471.2	741.1	763.5
11/6/85	463.9	463.2	461.7	746.2	767.7
11/7/85	457.2	456.6	455.1	752.8	773.9
11/8/85	451.6	453.9	449.6	759.9	783.0
11/9/85	443.4	446.2	441.7	762.1	790.6
11/10/85	441.0	442.1	439.3	775.0	808.9
11/11/85	440.2	439.6	438.5	789.6	827.3
11/12/85	442.0	439.9	440.3	803.3	847.4
11/13/85	442.2	440.2	440.5	834.4	886.2
11/14/85	444.7	443.0	443.2	866.7	921.2
11/15/85	448.9	445.7	447.5	898.7	952.4
11/16/85	453.6	449.4	452.2	924.3	981.3
11/17/85	458.1	453.8	456.8	945.9	1010.7
11/18/85	463.1	458.5	461.8	969.5	1042.7
11/19/85	469.0	465.4	467.9	982.9	1069.6
11/20/85	475.5	471.2	474.5	997.5	1090.9
11/21/85	481.0	476.3	480.1	1005.8	1089.8
11/22/85	484.4	478.9	483.6	1011.4	1091.3
11/23/85	487.1	480.9	486.4	1021.6	1095.6
11/24/85	489.3	482.6	488.6	1027.5	1102.1
11/25/85	491.7	484.4	490.9	1047.8	1122.3
11/26/85	496.3	487.8	495.6	1092.7	1175.9
11/27/85	508.3	498.4	507.5	1149.8	1234.6
11/28/85	524.1	514.0	523.2	1190.8	1264.9
11/29/85	528.2	518.0	527.2	1215.5	1282.1
11/30/85	540.5	525.4	539.7	1249.7	1309.5
12/1/85	572.9	555.6	572.0	1293.9	1353.4
12/2/85	589.7	576.5	588.8	1302.9	1351.1
12/3/85	610.0	589.5	609.2	1291.8	1366.6
12/4/85	619.5	596.1	618.9	1307.1	1369.5
12/5/85	619.6	595.6	619.2	1285.9	1351.2
12/6/85	613.8	592.1	613.7	1266.6	1333.1
12/7/85	600.3	581.6	600.4	1229.5	1292.4
12/8/85	582.9	570.4	583.5	1197.3	1246.8
12/9/85	561.7	553.6	562.7	1156.1	1184.0
12/10/85	538.2	533.7	539.4	1097.6	1115.2
12/11/85	517.1	513.7	518.5	1037.6	1049.9
12/12/85	499.6	497.1	501.1	979.3	988.7
12/13/85	486.1	485.5	487.7	923.3	930.6
12/14/85	476.7	476.3	478.5	882.9	883.0
12/15/85	469.9	469.2	471.9	848.4	846.9
12/16/85	464.8	468.9	467.0	816.8	816.0

## Daily DSM2

Date	Avg Of H3-DB6	Avg Of H4-DB5	Avg Of H4-DB6	Avg Of NAA-DB5	Avg Of NAA-DB6
12/17/85	460.2	469.6	462.6	802.2	792.9
12/18/85	456.0	473.6	458.7	791.3	766.7
12/19/85	452.5	470.5	455.4	779.0	764.6
12/20/85	447.1	466.5	450.2	744.2	729.3
12/21/85	441.5	453.6	444.8	722.8	692.0
12/22/85	440.7	445.0	444.2	691.9	678.5
12/23/85	440.0	440.6	443.8	659.2	662.9
12/24/85	440.1	439.3	444.3	638.1	646.8
12/25/85	442.9	442.5	447.6	625.8	633.4
12/26/85	449.2	447.1	454.5	611.8	620.4
12/27/85	459.4	457.0	465.3	604.0	613.1
12/28/85	473.2	470.3	480.1	600.1	606.4
12/29/85	490.7	487.1	498.5	598.4	601.2
12/30/85	508.5	505.6	517.2	604.5	600.2
12/31/85	522.2	518.3	531.5	594.5	604.6
1/1/86	530.1	530.2	539.7	594.0	599.3
1/2/86	538.1	538.3	547.9	598.5	601.9
1/3/86	550.1	549.1	560.5	597.5	601.4
1/4/86	561.6	559.9	572.4	598.2	603.8
1/5/86	564.7	564.6	575.5	602.1	606.5
1/6/86	568.9	569.4	579.6	600.9	603.7
1/7/86	570.4	572.0	581.0	597.8	599.4
1/8/86	569.4	573.2	579.7	595.1	595.9
1/9/86	568.1	572.7	578.3	590.7	591.6
1/10/86	566.3	571.6	576.4	587.5	587.6
1/11/86	562.7	568.8	572.7	580.7	579.4
1/12/86	558.9	565.5	568.6	574.7	572.7
1/13/86	554.4	562.6	563.7	567.9	563.3
1/14/86	551.4	560.1	560.2	560.5	557.4
1/15/86	548.7	558.3	557.1	557.4	553.3
1/16/86	548.9	558.7	556.9	557.4	554.4
1/17/86	545.6	556.2	553.5	552.3	547.1
1/18/86	534.1	547.0	541.7	534.7	528.4
1/19/86	526.0	540.2	533.1	526.2	517.7
1/20/86	519.8	534.5	526.4	518.8	510.1
1/21/86	512.7	528.2	518.9	511.6	501.8
1/22/86	507.7	524.4	513.5	508.0	496.9
1/23/86	513.2	526.8	518.6	507.4	498.2
1/24/86	522.5	534.8	527.6	504.0	495.0
1/25/86	530.3	542.6	535.2	500.4	491.2
1/26/86	535.1	547.5	539.9	496.2	487.0
1/27/86	530.8	545.6	535.7	490.0	480.3
1/28/86	517.2	534.8	522.0	482.9	471.8
1/29/86	512.9	527.4	517.3	478.4	467.9
1/30/86	520.0	532.5	524.1	477.8	468.3

## Daily DSM2

Date	Avg Of H3-DB6	Avg Of H4-DB5	Avg Of H4-DB6	Avg Of NAA-DB5	Avg Of NAA-DB6
1/31/86	525.5	538.3	529.4	510.7	457.1
2/1/86	516.8	532.5	520.2	487.8	429.7
2/2/86	520.0	535.0	523.2	469.6	435.3
2/3/86	534.2	547.1	537.1	459.0	432.6
2/4/86	544.9	560.5	547.6	456.3	433.5
2/5/86	556.6	572.1	559.1	457.5	438.6
2/6/86	568.9	583.3	571.2	461.4	443.1
2/7/86	584.9	596.2	586.9	471.7	446.1
2/8/86	601.8	613.0	603.7	479.2	447.5
2/9/86	616.9	628.6	618.6	483.2	445.9
2/10/86	625.9	637.4	627.5	486.1	441.5
2/11/86	618.9	632.7	620.3	468.8	435.2
2/12/86	611.3	622.1	612.5	503.1	412.4
2/13/86	608.6	622.8	609.6	469.3	399.4
2/14/86	621.9	637.8	622.9	454.8	407.1
2/15/86	642.5	623.9	643.3	495.4	417.9
2/16/86	490.6	430.9	490.9	434.2	407.9
2/17/86	361.0	367.5	361.0	440.1	419.1
2/18/86	330.2	329.1	330.2	464.7	446.0
2/19/86	322.8	322.8	322.8	371.7	392.0
2/20/86	320.3	320.4	320.3	323.3	323.6
2/21/86	319.3	319.3	319.3	321.3	321.4
2/22/86	318.2	318.1	318.1	320.4	320.3
2/23/86	317.3	317.3	317.3	318.1	318.1
2/24/86	317.2	317.2	317.2	318.2	318.1
2/25/86	317.8	317.8	317.8	319.6	319.5
2/26/86	318.6	318.6	318.6	320.7	320.6
2/27/86	320.0	320.2	320.1	321.6	321.4
2/28/86	319.7	319.6	319.5	319.0	319.0
3/1/86	315.0	313.0	314.9	317.4	320.0
3/2/86	259.2	258.1	259.4	270.7	280.8
3/3/86	259.9	259.9	259.4	260.2	261.9
3/4/86	265.8	264.4	265.8	285.2	280.9
3/5/86	271.5	271.1	271.4	300.8	302.0
3/6/86	276.9	272.9	272.9	328.1	332.0
3/7/86	284.6	269.5	270.6	363.0	366.3
3/8/86	273.6	267.1	269.2	385.9	382.1
3/9/86	272.1	264.7	267.4	386.9	378.6
3/10/86	265.3	258.9	261.5	391.2	384.4
3/11/86	258.5	255.8	255.9	401.5	396.8
3/12/86	253.9	253.3	252.8	412.4	408.6
3/13/86	250.4	251.6	251.7	364.8	384.5
3/14/86	248.6	248.8	248.9	265.6	276.6
3/15/86	247.0	246.8	246.7	248.5	249.2
3/16/86	245.9	245.9	245.8	245.6	246.0

## Daily DSM2

Date	Avg Of H3-DB6	Avg Of H4-DB5	Avg Of H4-DB6	Avg Of NAA-DB5	Avg Of NAA-DB6
3/17/86	245.4	245.3	245.3	244.7	244.9
3/18/86	245.1	244.9	244.9	244.6	244.8
3/19/86	245.0	244.8	244.8	244.8	244.9
3/20/86	245.1	245.0	244.9	244.9	244.9
3/21/86	245.5	245.3	245.2	245.6	245.9
3/22/86	245.8	245.5	245.4	246.1	246.9
3/23/86	246.3	246.1	246.0	246.2	247.0
3/24/86	246.6	247.0	246.7	246.6	247.6
3/25/86	246.9	247.1	246.8	247.8	249.0
3/26/86	247.2	247.4	247.1	247.4	249.9
3/27/86	247.6	247.8	247.5	247.8	249.6
3/28/86	248.4	248.6	248.4	249.6	250.7
3/29/86	249.7	250.0	249.7	251.8	252.3
3/30/86	251.7	251.5	251.3	254.8	256.5
3/31/86	248.6	247.1	247.7	249.2	251.9
4/1/86	243.3	241.9	241.5	239.6	240.1
4/2/86	242.0	240.1	241.4	235.2	237.4
4/3/86	236.9	236.7	237.6	231.8	232.4
4/4/86	235.6	234.4	235.1	232.5	233.0
4/5/86	237.3	235.3	236.3	233.9	234.7
4/6/86	237.3	235.3	236.2	234.5	235.4
4/7/86	235.9	234.3	235.4	233.4	234.5
4/8/86	236.2	234.8	235.7	234.2	235.0
4/9/86	237.1	235.7	236.6	235.3	236.2
4/10/86	237.6	236.0	237.2	235.5	236.7
4/11/86	238.1	236.3	237.8	235.6	237.0
4/12/86	237.7	235.5	237.4	235.0	236.7
4/13/86	238.5	236.4	238.2	235.7	237.3
4/14/86	239.6	237.7	239.3	236.4	238.3
4/15/86	239.2	237.0	238.8	235.5	237.5
4/16/86	238.1	236.0	237.7	234.8	236.3
4/17/86	237.6	235.6	237.2	234.6	236.0
4/18/86	238.7	237.2	238.3	236.1	237.3
4/19/86	240.3	239.1	240.1	238.0	239.0
4/20/86	242.0	241.3	241.9	240.0	240.7
4/21/86	245.2	244.4	245.0	242.3	243.2
4/22/86	248.7	247.3	248.4	244.6	245.8
4/23/86	251.3	249.5	251.0	246.5	248.0
4/24/86	257.8	257.2	257.5	249.8	251.4
4/25/86	265.1	264.5	264.8	253.6	255.6
4/26/86	270.9	270.2	270.5	257.8	259.9
4/27/86	275.2	274.8	274.7	261.3	263.5
4/28/86	278.9	279.1	278.4	263.0	265.8
4/29/86	281.3	282.1	280.7	264.3	267.3
4/30/86	285.1	285.6	284.6	261.7	265.4

## Daily DSM2

Date	Avg Of H3-DB6	Avg Of H4-DB5	Avg Of H4-DB6	Avg Of NAA-DB5	Avg Of NAA-DB6
5/1/86	285.1	281.4	284.5	256.3	260.8
5/2/86	270.7	262.1	269.7	247.3	251.1
5/3/86	252.3	250.5	252.0	247.6	247.6
5/4/86	253.9	253.7	254.0	253.4	253.0
5/5/86	255.6	254.8	255.7	255.2	255.9
5/6/86	256.0	255.0	256.1	255.4	256.5
5/7/86	256.6	255.6	256.7	255.9	257.0
5/8/86	257.6	256.7	257.7	257.3	258.2
5/9/86	258.7	257.4	258.8	258.3	259.7
5/10/86	259.2	257.7	259.3	258.6	260.2
5/11/86	259.6	258.1	259.7	258.7	260.4
5/12/86	260.0	258.4	260.1	258.8	260.5
5/13/86	259.7	257.9	259.8	258.2	260.1
5/14/86	259.1	257.5	259.2	257.8	259.5
5/15/86	259.0	257.7	259.0	258.1	259.5
5/16/86	258.6	257.1	258.6	258.0	259.6
5/17/86	258.9	257.6	258.9	258.9	260.2
5/18/86	259.4	258.4	259.5	260.1	261.2
5/19/86	261.2	260.6	261.2	262.2	263.0
5/20/86	267.6	268.1	267.7	264.0	265.2
5/21/86	274.5	274.8	274.5	267.1	268.4
5/22/86	280.2	280.3	280.3	271.5	272.9
5/23/86	285.0	285.2	285.0	275.4	276.9
5/24/86	288.5	289.0	288.5	278.8	280.6
5/25/86	291.2	292.0	291.2	281.5	283.7
5/26/86	293.9	295.2	293.8	282.5	285.4
5/27/86	296.8	298.4	296.8	281.6	285.2
5/28/86	299.2	301.3	299.1	280.1	283.8
5/29/86	301.3	303.9	301.2	278.3	282.0
5/30/86	303.0	305.7	302.9	277.3	280.8
5/31/86	304.1	307.3	304.0	286.2	286.2
6/1/86	305.6	309.9	305.5	296.9	296.9
6/2/86	308.7	313.2	308.6	302.7	301.6
6/3/86	310.8	315.2	310.7	301.7	298.9
6/4/86	311.4	315.8	311.3	295.4	292.2
6/5/86	312.7	317.2	312.6	289.8	286.6
6/6/86	314.1	318.9	314.0	286.1	282.9
6/7/86	315.9	320.9	315.8	283.0	280.3
6/8/86	316.1	321.5	316.0	280.5	277.7
6/9/86	317.4	323.0	317.4	279.9	277.9
6/10/86	322.1	328.7	322.0	283.5	280.9
6/11/86	327.4	335.0	327.3	287.2	284.3
6/12/86	333.5	342.6	333.4	291.4	287.6
6/13/86	342.5	353.3	342.5	296.5	292.9
6/14/86	347.6	358.9	347.6	300.7	296.8



## Daily DSM2

Date	Avg Of H3-DB6	Avg Of H4-DB5	Avg Of H4-DB6	Avg Of NAA-DB5	Avg Of NAA-DB6
6/15/86	361.3	376.2	361.3	306.6	300.8
6/16/86	393.4	412.1	393.4	312.0	305.5
6/17/86	422.0	438.3	421.9	319.1	310.4
6/18/86	433.5	446.8	433.4	322.8	313.6
6/19/86	433.5	444.7	433.4	325.3	316.0
6/20/86	431.6	443.1	431.5	329.4	320.2
6/21/86	429.3	440.2	429.2	332.5	323.7
6/22/86	428.9	438.7	428.8	336.1	327.2
6/23/86	431.2	440.5	431.1	339.8	330.2
6/24/86	434.7	443.8	434.6	342.7	331.9
6/25/86	440.2	449.5	440.1	343.8	333.2
6/26/86	447.0	456.6	446.9	344.0	333.5
6/27/86	451.6	460.9	451.5	341.7	331.6
6/28/86	453.0	461.9	452.9	342.4	330.3
6/29/86	448.1	456.1	448.0	341.9	327.9
6/30/86	433.5	437.4	432.7	341.2	321.5
7/1/86	409.9	413.2	408.9	335.5	313.7
7/2/86	392.7	398.1	392.3	331.1	314.2
7/3/86	385.3	391.2	385.3	328.2	315.5
7/4/86	381.3	387.4	381.3	325.7	314.9
7/5/86	379.7	386.7	379.6	325.0	315.6
7/6/86	379.3	386.2	379.2	323.8	315.9
7/7/86	375.7	383.0	375.7	324.0	316.8
7/8/86	373.8	381.0	373.8	323.2	316.9
7/9/86	371.8	380.5	371.5	321.9	315.5
7/10/86	367.2	374.9	367.0	320.2	314.1
7/11/86	362.3	370.8	362.1	319.6	311.1
7/12/86	356.3	364.6	356.0	316.2	308.6
7/13/86	351.2	360.8	350.9	316.2	302.3
7/14/86	345.9	355.9	345.6	313.7	298.2
7/15/86	342.1	352.8	342.1	312.0	296.0
7/16/86	338.7	349.0	339.2	305.9	297.8
7/17/86	335.5	344.9	335.8	300.8	296.4
7/18/86	333.2	341.4	333.6	296.8	294.8
7/19/86	329.7	337.7	330.0	295.4	294.0
7/20/86	324.3	331.4	324.6	295.7	295.3
7/21/86	322.8	330.6	323.0	298.5	298.8
7/22/86	322.9	330.1	323.0	302.3	304.4
7/23/86	320.7	327.1	320.8	309.9	311.7
7/24/86	318.1	324.4	318.1	316.4	318.0
7/25/86	314.6	321.7	314.7	321.4	323.8
7/26/86	311.9	318.8	311.9	326.6	326.8
7/27/86	309.0	317.6	309.0	328.8	329.3
7/28/86	307.0	315.7	307.1	331.6	331.5
7/29/86	303.5	312.7	303.8	333.5	333.1

## Daily DSM2

Date	Avg Of H3-DB6	Avg Of H4-DB5	Avg Of H4-DB6	Avg Of NAA-DB5	Avg Of NAA-DB6
7/30/86	300.7	309.1	301.0	334.1	335.6
7/31/86	298.2	306.1	300.0	335.7	336.4
8/1/86	295.6	307.5	302.0	338.8	339.2
8/2/86	293.7	307.2	303.1	340.8	342.6
8/3/86	292.0	308.0	302.9	343.4	345.3
8/4/86	290.4	307.0	302.6	345.6	347.2
8/5/86	290.2	307.8	303.0	347.0	347.5
8/6/86	290.4	308.2	304.2	347.5	346.4
8/7/86	289.4	309.2	304.1	347.7	342.6
8/8/86	288.2	308.3	302.9	345.9	338.2
8/9/86	287.8	306.8	301.9	343.8	335.3
8/10/86	287.5	306.2	301.4	340.4	329.1
8/11/86	286.7	306.5	300.8	333.5	324.2
8/12/86	286.6	306.0	300.3	330.9	319.9
8/13/86	287.9	305.9	300.9	328.3	317.2
8/14/86	290.0	307.5	303.0	324.4	318.1
8/15/86	291.2	309.2	304.5	320.5	317.5
8/16/86	292.5	310.3	306.4	319.5	318.6
8/17/86	294.1	312.6	308.8	322.4	322.3
8/18/86	295.7	315.5	311.0	326.8	327.6
8/19/86	297.0	316.2	312.5	333.7	334.0
8/20/86	299.2	318.5	314.5	338.6	340.3
8/21/86	301.5	319.9	316.4	345.1	346.9
8/22/86	303.9	322.0	318.1	351.5	354.8
8/23/86	306.6	324.2	320.2	355.7	360.7
8/24/86	310.0	326.6	323.0	360.7	366.0
8/25/86	313.3	329.1	325.6	364.8	371.5
8/26/86	316.9	332.0	328.3	369.4	375.7
8/27/86	320.7	334.9	331.5	373.5	379.7
8/28/86	324.0	337.8	334.7	378.0	387.1
8/29/86	327.1	340.3	338.0	385.7	397.3
8/30/86	329.9	342.9	340.9	396.1	410.9
8/31/86	332.1	344.9	343.0	406.3	420.8
9/1/86	335.0	347.3	345.8	414.3	428.5
9/2/86	337.6	349.7	348.2	421.0	436.4
9/3/86	339.8	351.7	350.2	426.9	445.0
9/4/86	341.8	353.5	351.9	435.1	453.9
9/5/86	343.9	355.4	353.6	441.1	459.6
9/6/86	345.9	356.6	355.0	446.1	460.4
9/7/86	348.0	358.4	356.7	440.9	456.7
9/8/86	349.6	359.7	357.9	436.0	448.2
9/9/86	351.0	360.6	358.7	428.5	436.3
9/10/86	351.4	360.6	358.4	417.5	423.9
9/11/86	351.1	359.7	357.4	405.9	410.5
9/12/86	350.6	358.9	356.5	394.5	396.7

## Daily DSM2

Date	Avg Of H3-DB6	Avg Of H4-DB5	Avg Of H4-DB6	Avg Of NAA-DB5	Avg Of NAA-DB6
9/13/86	350.2	358.4	356.0	382.6	384.3
9/14/86	349.5	357.9	355.1	371.2	373.5
9/15/86	348.1	356.9	353.4	361.7	364.7
9/16/86	347.3	355.8	352.5	355.8	357.1
9/17/86	346.4	355.2	351.2	350.0	349.3
9/18/86	344.8	353.6	349.2	345.2	340.1
9/19/86	343.8	352.0	347.9	338.6	330.0
9/20/86	342.7	351.1	346.4	331.2	324.8
9/21/86	340.8	349.0	344.1	327.0	316.0
9/22/86	337.3	345.3	339.9	317.5	309.4
9/23/86	332.4	340.8	334.3	307.1	303.4
9/24/86	331.6	338.4	333.4	302.0	299.4
9/25/86	331.9	338.7	333.5	298.4	295.5
9/26/86	331.6	338.0	333.0	296.8	291.1
9/27/86	331.1	337.1	332.3	295.1	288.0
9/28/86	329.6	335.6	330.6	295.6	284.9
9/29/86	328.5	334.4	329.2	292.0	281.9
9/30/86	329.4	334.2	329.2	286.9	281.0
10/1/86	335.1	339.1	334.5	287.8	281.9
10/2/86	341.0	345.4	340.9	290.9	283.4
10/3/86	347.1	352.5	347.9	290.5	284.2
10/4/86	351.7	358.3	353.4	289.5	282.2
10/5/86	357.0	364.7	359.5	289.1	282.4
10/6/86	362.6	371.6	366.2	290.6	283.1
10/7/86	366.6	375.9	370.7	289.4	281.2
10/8/86	370.7	379.2	374.4	287.6	280.5
10/9/86	374.7	383.0	378.7	287.8	280.6
10/10/86	378.9	387.1	382.9	288.7	281.6
10/11/86	382.9	391.7	387.3	290.6	284.0
10/12/86	387.2	396.7	392.8	292.7	286.4
10/13/86	390.2	399.9	396.5	293.4	286.3
10/14/86	389.8	400.1	396.5	292.0	284.5
10/15/86	383.2	394.9	390.1	290.8	283.6
10/16/86	375.7	388.5	383.5	293.0	285.2
10/17/86	367.8	381.3	375.9	294.4	285.0
10/18/86	360.6	373.4	368.1	292.6	283.3
10/19/86	355.3	366.8	361.5	291.8	281.8
10/20/86	351.4	362.1	356.8	290.7	280.1
10/21/86	347.7	357.6	351.3	288.7	278.9
10/22/86	345.5	354.2	347.8	286.8	278.6
10/23/86	345.5	352.9	347.7	287.6	279.9
10/24/86	346.5	353.8	349.3	289.8	281.7
10/25/86	346.3	353.8	349.9	291.3	282.0
10/26/86	346.6	354.8	350.5	292.6	284.2
10/27/86	346.0	355.0	350.1	293.9	285.1

## Daily DSM2

Date	Avg Of H3-DB6	Avg Of H4-DB5	Avg Of H4-DB6	Avg Of NAA-DB5	Avg Of NAA-DB6
10/28/86	345.6	354.7	349.6	295.5	286.0
10/29/86	346.6	355.2	350.3	295.7	286.7
10/30/86	348.1	355.8	351.4	295.6	286.5
10/31/86	352.6	360.2	355.6	295.2	286.8
11/1/86	360.3	366.8	363.2	298.5	291.4
11/2/86	367.1	372.9	370.0	302.9	296.6
11/3/86	373.7	379.6	376.7	307.0	301.5
11/4/86	380.7	387.6	384.0	310.9	305.9
11/5/86	389.9	398.2	393.3	314.9	310.6
11/6/86	400.5	408.7	403.8	319.1	315.6
11/7/86	409.7	416.2	412.9	323.1	320.4
11/8/86	414.9	420.3	417.9	327.1	323.5
11/9/86	418.8	424.8	421.7	328.4	323.8
11/10/86	423.1	429.3	425.9	328.0	322.0
11/11/86	427.0	433.2	429.7	325.9	319.7
11/12/86	430.4	436.4	433.0	324.5	318.3
11/13/86	434.0	439.7	436.6	324.8	319.3
11/14/86	438.9	443.9	441.5	327.6	322.7
11/15/86	442.8	446.3	445.0	330.1	325.1
11/16/86	444.6	447.1	446.5	331.3	325.1
11/17/86	446.1	448.0	447.6	331.0	324.2
11/18/86	447.6	448.7	448.8	331.8	326.6
11/19/86	448.7	449.3	449.6	334.0	328.5
11/20/86	449.5	449.4	450.2	336.4	331.3
11/21/86	449.2	448.6	449.8	339.6	335.6
11/22/86	449.0	448.4	449.5	342.7	338.0
11/23/86	449.6	449.3	450.1	342.5	337.0
11/24/86	450.5	450.0	450.9	339.3	333.3
11/25/86	451.1	450.7	451.5	336.7	330.3
11/26/86	451.7	451.0	452.0	336.2	328.9
11/27/86	452.5	452.0	452.9	335.0	327.4
11/28/86	453.0	452.3	453.3	334.9	327.9
11/29/86	453.2	452.5	453.5	336.3	329.8
11/30/86	451.4	453.3	451.4	334.3	324.8
12/1/86	422.4	428.9	416.9	320.3	310.9
12/2/86	382.6	384.3	374.6	310.6	303.0
12/3/86	358.1	358.5	351.5	306.0	298.2
12/4/86	345.5	345.7	339.3	302.9	294.7
12/5/86	337.0	338.0	329.5	300.8	292.4
12/6/86	329.8	334.8	321.1	298.4	289.9
12/7/86	325.4	332.8	313.8	296.5	286.7
12/8/86	318.3	331.3	304.9	293.0	282.0
12/9/86	315.8	325.7	299.4	289.4	279.6
12/10/86	302.8	313.5	289.6	284.4	273.2
12/11/86	294.0	302.0	282.4	280.0	268.2

## Daily DSM2

Date	Avg Of H3-DB6	Avg Of H4-DB5	Avg Of H4-DB6	Avg Of NAA-DB5	Avg Of NAA-DB6
12/12/86	288.8	289.4	279.0	273.8	264.1
12/13/86	283.4	281.6	274.6	269.1	261.0
12/14/86	278.9	275.1	270.8	263.9	258.0
12/15/86	276.2	271.8	269.0	261.6	256.7
12/16/86	275.1	270.7	269.3	260.4	256.2
12/17/86	275.3	272.0	271.6	259.9	256.3
12/18/86	277.4	275.8	276.4	261.1	258.1
12/19/86	281.1	281.9	283.3	264.1	260.8
12/20/86	286.5	289.4	292.2	267.5	264.5
12/21/86	292.7	298.5	302.3	271.1	268.6
12/22/86	300.3	308.4	313.1	275.6	274.1
12/23/86	307.8	316.4	323.2	281.4	280.0
12/24/86	315.3	324.7	334.5	286.9	286.0
12/25/86	322.2	334.3	344.6	293.0	291.9
12/26/86	330.3	346.9	356.3	298.6	297.6
12/27/86	337.7	357.9	367.1	303.7	303.1
12/28/86	346.2	371.6	380.9	308.5	308.7
12/29/86	358.2	389.1	400.3	315.2	316.3
12/30/86	375.6	413.6	426.2	325.2	327.3
12/31/86	388.4	434.6	444.8	337.7	340.8
1/1/87	391.4	440.1	443.6	352.0	354.7
1/2/87	396.5	442.6	444.3	367.2	373.3
1/3/87	403.0	448.2	447.1	385.0	389.7
1/4/87	414.4	459.1	454.4	399.4	404.3
1/5/87	431.0	476.3	467.3	413.6	419.6
1/6/87	446.0	491.2	479.7	428.8	436.3
1/7/87	460.4	504.3	491.8	444.6	452.2
1/8/87	469.8	511.1	499.5	457.6	467.2
1/9/87	474.2	512.8	502.9	466.4	473.9
1/10/87	475.5	511.6	503.4	470.6	475.0
1/11/87	477.7	513.4	504.9	470.4	473.1
1/12/87	486.8	522.5	512.8	467.8	470.0
1/13/87	495.5	531.3	520.8	466.5	467.1
1/14/87	501.2	536.8	525.9	464.2	463.9
1/15/87	512.4	547.8	536.3	462.9	462.1
1/16/87	521.8	558.2	545.3	462.1	460.6
1/17/87	530.9	566.6	554.0	461.1	458.3
1/18/87	540.9	575.9	563.4	460.0	456.8
1/19/87	553.7	588.4	575.4	459.1	456.0
1/20/87	567.6	602.8	588.7	457.5	454.8
1/21/87	569.6	603.6	590.4	456.0	452.0
1/22/87	561.6	593.4	582.7	452.7	447.2
1/23/87	557.2	587.9	578.3	449.5	444.1
1/24/87	557.8	588.4	578.8	446.1	442.1
1/25/87	555.7	586.0	576.6	442.1	439.7

## Daily DSM2

Date	Avg Of H3-DB6	Avg Of H4-DB5	Avg Of H4-DB6	Avg Of NAA-DB5	Avg Of NAA-DB6
1/26/87	553.0	582.6	573.8	441.0	437.7
1/27/87	553.6	582.1	574.1	440.9	437.1
1/28/87	561.0	590.1	581.2	442.7	439.2
1/29/87	566.9	596.0	586.7	443.7	441.0
1/30/87	582.2	612.4	601.8	448.2	445.9
1/31/87	589.8	620.3	609.5	452.2	450.4
2/1/87	567.8	594.3	585.8	455.2	453.1
2/2/87	548.1	573.3	565.3	460.3	458.3
2/3/87	534.5	558.5	550.9	465.7	463.5
2/4/87	519.5	544.4	534.7	468.6	466.1
2/5/87	502.3	529.5	516.1	469.0	465.9
2/6/87	486.0	515.0	498.3	467.2	462.8
2/7/87	477.7	505.2	488.8	465.0	460.3
2/8/87	471.6	499.0	481.7	462.5	457.1
2/9/87	470.7	497.5	480.0	461.2	455.5
2/10/87	473.3	497.6	481.9	460.1	454.9
2/11/87	471.9	496.2	479.9	458.7	452.7
2/12/87	466.3	489.4	473.6	453.3	447.1
2/13/87	482.0	499.1	489.3	457.5	451.8
2/14/87	494.3	510.6	501.2	456.4	449.1
2/15/87	511.3	524.7	518.4	460.5	454.3
2/16/87	525.2	538.8	532.2	464.0	456.2
2/17/87	537.7	551.0	544.6	464.6	457.3
2/18/87	544.5	559.5	551.1	460.8	453.0
2/19/87	535.0	553.3	541.1	450.3	442.5
2/20/87	505.0	529.1	510.7	443.5	433.8
2/21/87	472.5	495.1	477.6	433.9	423.0
2/22/87	464.9	486.3	469.5	429.6	418.9
2/23/87	462.0	483.0	466.2	426.8	416.2
2/24/87	468.4	488.7	472.3	429.0	419.9
2/25/87	480.4	498.4	484.2	435.8	428.0
2/26/87	488.4	507.7	491.9	443.2	434.8
2/27/87	488.6	508.2	491.8	445.3	436.2
2/28/87	479.3	502.6	481.9	442.6	430.7
3/1/87	465.1	488.9	467.6	431.7	418.5
3/2/87	457.5	480.9	460.6	423.1	409.8
3/3/87	447.4	472.0	450.9	414.2	401.1
3/4/87	434.4	461.8	438.8	405.3	392.2
3/5/87	440.2	468.5	445.2	413.9	401.1
3/6/87	436.1	466.9	440.7	417.3	399.8
3/7/87	435.8	464.3	436.9	409.3	388.2
3/8/87	446.5	468.5	445.4	409.4	392.3
3/9/87	448.6	473.3	447.9	413.2	395.4
3/10/87	443.7	468.9	445.6	412.9	398.0
3/11/87	442.5	468.3	445.3	415.2	399.3

## Daily DSM2

Date	Avg Of H3-DB6	Avg Of H4-DB5	Avg Of H4-DB6	Avg Of NAA-DB5	Avg Of NAA-DB6
3/12/87	448.8	471.2	451.2	417.2	402.8
3/13/87	456.0	479.0	457.5	421.1	404.1
3/14/87	470.9	486.4	471.1	420.0	404.7
3/15/87	490.8	502.2	490.7	423.0	409.1
3/16/87	507.1	518.7	506.9	425.1	408.4
3/17/87	517.7	531.9	516.9	421.3	403.1
3/18/87	518.4	534.3	516.0	417.3	400.8
3/19/87	511.5	526.4	506.8	417.9	401.9
3/20/87	482.1	501.5	477.8	406.3	388.6
3/21/87	480.0	499.2	477.3	412.3	394.8
3/22/87	472.8	493.8	471.3	412.0	393.6
3/23/87	475.8	498.1	474.8	416.7	398.3
3/24/87	473.3	497.6	472.7	416.5	397.2
3/25/87	474.2	495.8	473.3	414.8	397.2
3/26/87	475.8	498.0	475.0	417.7	400.1
3/27/87	472.2	496.3	472.2	418.1	400.2
3/28/87	465.3	491.2	465.0	415.8	397.1
3/29/87	459.6	485.4	460.4	414.3	394.8
3/30/87	450.6	478.7	451.7	409.5	389.5
3/31/87	444.9	467.9	447.0	402.2	389.1
4/1/87	457.5	476.3	459.3	413.2	403.2
4/2/87	462.5	482.0	464.0	425.2	416.6
4/3/87	469.0	487.9	470.1	444.7	434.5
4/4/87	477.0	495.5	477.8	470.8	456.3
4/5/87	482.2	501.4	482.8	498.4	480.3
4/6/87	482.0	501.5	482.5	518.0	501.0
4/7/87	477.1	496.8	477.5	530.7	515.9
4/8/87	472.1	491.4	472.5	537.4	524.5
4/9/87	471.3	489.2	471.7	540.5	529.4
4/10/87	475.5	490.7	476.0	542.2	533.6
4/11/87	481.6	496.0	482.1	544.4	538.0
4/12/87	483.0	499.8	483.5	543.5	537.8
4/13/87	478.8	497.7	479.3	541.4	535.4
4/14/87	473.6	491.2	474.1	538.4	532.2
4/15/87	471.1	487.6	471.6	536.9	529.9
4/16/87	467.2	482.3	467.7	533.9	527.1
4/17/87	464.1	478.4	464.6	533.8	526.5
4/18/87	467.6	480.8	468.2	535.2	531.2
4/19/87	465.1	480.1	465.6	536.4	532.4
4/20/87	461.0	476.0	461.4	537.2	534.3
4/21/87	456.9	470.5	457.3	539.2	536.1
4/22/87	452.6	465.5	453.0	539.5	537.2
4/23/87	449.4	461.6	449.8	540.5	538.1
4/24/87	444.7	457.6	445.1	540.6	537.9
4/25/87	439.2	451.0	439.5	540.5	537.0

## Daily DSM2

Date	Avg Of H3-DB6	Avg Of H4-DB5	Avg Of H4-DB6	Avg Of NAA-DB5	Avg Of NAA-DB6
4/26/87	435.1	446.6	435.4	540.4	536.3
4/27/87	428.1	439.6	428.3	539.1	533.7
4/28/87	420.4	432.1	420.6	536.5	530.2
4/29/87	412.4	422.5	412.7	533.0	525.2
4/30/87	413.4	421.9	413.6	532.1	524.8
5/1/87	418.6	426.1	418.8	529.0	521.8
5/2/87	422.1	429.8	422.4	520.3	510.6
5/3/87	424.1	432.5	424.3	506.8	493.8
5/4/87	423.3	432.4	423.6	489.9	475.4
5/5/87	422.3	430.4	422.4	475.2	462.1
5/6/87	419.5	428.4	419.6	460.3	448.0
5/7/87	417.4	425.6	417.6	450.0	438.8
5/8/87	415.7	423.7	415.8	441.4	431.0
5/9/87	413.2	421.3	413.4	433.5	423.5
5/10/87	410.9	418.2	411.0	426.1	417.4
5/11/87	407.4	414.7	407.5	420.0	410.8
5/12/87	402.0	409.4	402.1	411.7	403.2
5/13/87	398.3	405.6	398.4	406.9	398.5
5/14/87	395.9	402.6	396.1	403.1	395.3
5/15/87	395.6	402.3	395.7	401.6	394.6
5/16/87	398.5	404.4	398.6	403.8	397.4
5/17/87	401.1	406.9	401.2	405.2	397.9
5/18/87	406.4	411.2	406.5	407.5	401.8
5/19/87	406.1	411.8	406.2	405.2	398.5
5/20/87	409.9	415.5	410.1	406.2	399.8
5/21/87	409.4	414.9	409.5	403.5	396.7
5/22/87	407.2	412.9	407.3	399.4	392.2
5/23/87	404.0	409.9	404.1	394.6	387.2
5/24/87	400.6	406.6	400.7	389.6	382.7
5/25/87	397.5	403.1	397.6	385.2	378.8
5/26/87	395.8	401.4	395.8	382.7	376.3
5/27/87	394.7	400.3	394.7	381.1	374.5
5/28/87	392.4	398.7	392.5	377.9	370.9
5/29/87	392.1	397.7	392.2	375.1	369.9
5/30/87	391.6	397.6	391.6	373.6	367.5
5/31/87	393.1	399.0	393.6	371.2	365.0
6/1/87	389.3	398.0	390.6	358.9	350.5
6/2/87	391.4	399.9	392.8	353.7	347.2
6/3/87	392.0	399.2	392.6	351.6	343.8
6/4/87	390.8	397.8	390.8	348.2	340.4
6/5/87	388.7	395.6	388.6	345.0	337.3
6/6/87	385.6	394.0	386.2	343.5	335.1
6/7/87	382.9	391.6	384.5	341.9	333.8
6/8/87	380.8	390.8	383.6	339.0	332.4
6/9/87	376.8	387.3	381.1	334.8	329.2



## Daily DSM2

Date	Avg Of H3-DB6	Avg Of H4-DB5	Avg Of H4-DB6	Avg Of NAA-DB5	Avg Of NAA-DB6
6/10/87	375.0	387.2	380.7	332.4	328.2
6/11/87	375.9	388.6	382.5	332.2	328.5
6/12/87	375.7	388.9	382.6	332.3	327.0
6/13/87	377.4	390.0	384.0	331.4	326.4
6/14/87	381.6	392.9	387.3	331.7	327.5
6/15/87	386.8	396.6	390.8	333.6	328.3
6/16/87	391.8	400.0	393.6	332.7	327.4
6/17/87	395.7	401.9	395.0	331.4	325.3
6/18/87	395.1	400.1	392.6	327.7	321.8
6/19/87	391.1	396.1	388.5	325.3	319.1
6/20/87	387.2	393.5	385.7	324.5	318.6
6/21/87	384.0	391.2	384.1	324.0	318.3
6/22/87	379.2	388.6	381.1	321.0	315.6
6/23/87	375.7	386.7	379.4	318.0	313.4
6/24/87	373.6	385.5	378.6	315.3	311.5
6/25/87	373.1	385.7	378.6	314.6	310.3
6/26/87	373.6	386.0	379.2	313.1	309.4
6/27/87	374.6	387.4	379.9	312.8	308.6
6/28/87	376.4	387.6	380.8	311.4	307.6
6/29/87	377.4	388.0	380.8	310.3	306.0
6/30/87	372.9	374.6	365.5	307.9	303.5
7/1/87	357.4	350.3	343.1	302.3	298.8
7/2/87	340.6	340.1	331.7	300.2	295.6
7/3/87	330.3	334.0	326.1	298.3	294.1
7/4/87	324.7	332.4	322.6	299.2	293.9
7/5/87	322.4	330.2	320.6	299.4	295.2
7/6/87	321.4	327.4	319.7	299.4	296.6
7/7/87	320.8	325.5	319.5	299.3	297.7
7/8/87	318.7	322.1	317.7	298.5	297.7
7/9/87	318.1	320.6	317.4	298.6	298.5
7/10/87	318.6	321.0	318.3	300.0	300.2
7/11/87	319.8	321.8	320.0	302.1	302.8
7/12/87	321.4	323.4	321.9	305.7	305.9
7/13/87	322.5	325.4	323.3	308.7	309.5
7/14/87	324.7	327.8	325.9	314.4	315.3
7/15/87	328.7	330.9	330.7	321.1	322.8
7/16/87	334.0	337.3	336.5	328.5	330.3
7/17/87	339.6	343.0	342.4	335.2	337.4
7/18/87	344.8	346.8	348.0	340.5	344.2
7/19/87	349.3	350.8	352.9	345.3	350.1
7/20/87	353.0	354.0	356.9	349.3	354.4
7/21/87	355.7	356.3	359.6	351.9	357.4
7/22/87	357.8	358.8	361.8	354.8	359.6
7/23/87	359.2	359.9	363.2	356.3	361.1
7/24/87	360.3	360.3	364.1	357.9	362.5

## Daily DSM2

Date	Avg Of H3-DB6	Avg Of H4-DB5	Avg Of H4-DB6	Avg Of NAA-DB5	Avg Of NAA-DB6
7/25/87	361.7	362.3	365.6	359.8	364.6
7/26/87	363.9	364.6	368.0	363.0	368.0
7/27/87	366.6	366.8	370.7	366.1	371.6
7/28/87	369.2	370.1	373.3	370.3	375.0
7/29/87	372.1	372.6	376.3	373.6	378.8
7/30/87	375.2	375.8	379.5	377.2	382.3
7/31/87	378.7	380.4	383.3	379.6	384.7
8/1/87	381.9	383.3	386.5	380.7	385.3
8/2/87	384.2	382.8	388.9	381.3	385.5
8/3/87	386.4	385.9	391.0	381.1	386.6
8/4/87	386.2	384.2	390.6	381.4	386.8
8/5/87	385.8	383.5	390.1	380.4	385.9
8/6/87	387.4	384.6	391.6	380.2	385.1
8/7/87	390.4	387.0	394.6	379.7	383.9
8/8/87	397.0	393.4	401.1	378.4	382.5
8/9/87	408.0	402.7	412.2	378.9	382.0
8/10/87	421.8	415.7	426.0	379.5	382.2
8/11/87	438.1	430.1	442.4	380.8	383.6
8/12/87	455.1	446.1	459.3	382.9	386.7
8/13/87	471.9	462.4	476.1	387.4	391.8
8/14/87	485.8	475.4	490.0	393.5	397.9
8/15/87	499.3	485.5	503.5	399.3	404.3
8/16/87	511.5	496.6	515.6	405.2	411.8
8/17/87	519.3	504.3	523.3	412.6	419.3
8/18/87	525.6	510.9	529.5	417.9	424.5
8/19/87	529.4	515.6	533.1	422.2	428.6
8/20/87	533.1	517.6	536.7	425.1	431.4
8/21/87	537.4	523.2	540.8	427.4	433.9
8/22/87	544.3	529.2	547.6	429.9	435.6
8/23/87	551.8	535.8	554.9	431.9	436.9
8/24/87	560.7	543.7	563.7	433.1	438.8
8/25/87	568.3	550.6	571.1	435.4	440.4
8/26/87	576.4	559.8	579.2	437.5	442.0
8/27/87	586.0	568.0	588.5	439.0	444.5
8/28/87	593.0	574.9	595.3	441.1	447.3
8/29/87	600.4	581.9	602.6	444.4	449.8
8/30/87	608.2	587.9	610.4	447.1	451.7
8/31/87	611.1	593.3	613.0	448.7	455.3
9/1/87	609.1	590.2	610.1	452.7	461.0
9/2/87	608.6	589.2	608.2	456.2	464.4
9/3/87	606.4	587.3	605.3	456.3	465.0
9/4/87	606.1	587.9	604.7	457.4	464.9
9/5/87	607.7	587.2	605.9	457.8	465.7
9/6/87	608.5	588.5	606.0	458.8	467.5
9/7/87	616.6	595.0	613.2	464.8	473.5

## Daily DSM2

Date	Avg Of H3-DB6	Avg Of H4-DB5	Avg Of H4-DB6	Avg Of NAA-DB5	Avg Of NAA-DB6
9/8/87	629.0	606.1	624.5	471.7	482.6
9/9/87	643.2	617.6	637.7	482.2	493.3
9/10/87	660.7	631.4	654.6	492.7	505.5
9/11/87	678.2	648.2	672.1	504.1	517.2
9/12/87	692.9	662.9	686.9	513.8	528.7
9/13/87	705.7	674.2	698.7	522.2	538.5
9/14/87	717.6	685.9	711.8	530.9	547.6
9/15/87	728.9	697.0	724.3	538.9	555.9
9/16/87	731.8	704.3	728.8	545.7	561.2
9/17/87	726.6	704.0	724.8	546.7	563.5
9/18/87	723.5	700.1	722.3	549.0	564.8
9/19/87	723.7	701.8	722.6	552.0	568.7
9/20/87	727.1	704.3	726.1	558.5	575.9
9/21/87	729.0	708.1	728.8	565.8	582.6
9/22/87	731.6	709.3	731.1	571.8	590.3
9/23/87	736.4	712.0	735.6	579.6	599.5
9/24/87	742.7	719.4	741.7	588.5	609.0
9/25/87	746.8	722.9	745.5	596.8	617.5
9/26/87	751.7	725.8	749.9	605.5	627.6
9/27/87	758.8	730.2	756.1	615.3	639.4
9/28/87	766.0	736.2	762.9	627.8	650.7
9/29/87	772.0	743.3	768.5	641.4	662.1
9/30/87	768.5	747.1	765.4	651.0	674.2
10/1/87	756.6	742.2	755.3	661.9	680.6
10/2/87	743.9	732.1	743.6	666.6	687.3
10/3/87	732.6	721.6	735.2	678.7	698.8
10/4/87	727.1	717.7	734.0	692.3	714.0
10/5/87	725.9	720.0	736.2	704.1	727.5
10/6/87	722.6	719.3	733.9	710.9	734.7
10/7/87	719.4	719.1	731.3	719.2	744.7
10/8/87	715.9	715.8	728.3	727.3	752.4
10/9/87	712.7	714.6	725.4	732.8	758.6
10/10/87	709.3	710.2	722.5	739.4	765.4
10/11/87	706.2	708.4	720.4	743.4	770.0
10/12/87	702.8	706.5	718.2	745.0	769.9
10/13/87	699.2	705.6	715.5	744.1	766.4
10/14/87	697.5	704.4	715.9	738.8	759.4
10/15/87	701.4	706.6	722.5	728.6	748.6
10/16/87	707.1	714.0	726.1	718.5	735.6
10/17/87	709.4	711.7	723.1	709.6	724.7
10/18/87	707.0	704.7	714.4	699.2	713.3
10/19/87	697.8	690.4	699.2	688.4	702.7
10/20/87	683.4	673.3	680.9	677.7	694.0
10/21/87	666.4	655.2	661.9	671.8	686.9
10/22/87	648.9	639.0	643.7	665.8	680.3

## Daily DSM2

Date	Avg Of H3-DB6	Avg Of H4-DB5	Avg Of H4-DB6	Avg Of NAA-DB5	Avg Of NAA-DB6
10/23/87	635.0	626.2	629.8	659.4	675.1
10/24/87	623.1	614.1	618.5	654.9	671.5
10/25/87	609.8	600.6	606.0	654.7	670.1
10/26/87	597.7	588.3	594.6	654.2	670.3
10/27/87	588.1	580.0	585.1	653.3	669.5
10/28/87	579.5	571.7	576.1	653.3	668.1
10/29/87	570.5	563.2	566.7	655.4	669.6
10/30/87	560.0	554.5	556.4	659.6	674.7
10/31/87	551.1	547.1	548.7	666.7	680.3
11/1/87	542.2	537.7	542.1	665.1	684.7
11/2/87	527.6	527.9	530.0	675.6	695.0
11/3/87	517.3	521.4	522.2	686.9	708.3
11/4/87	509.5	514.7	516.2	701.0	721.6
11/5/87	506.6	511.2	514.3	705.2	729.3
11/6/87	503.0	510.3	511.7	711.7	736.0
11/7/87	498.1	505.1	507.6	718.5	746.9
11/8/87	495.2	501.6	505.6	728.4	755.6
11/9/87	494.4	503.1	505.5	735.5	764.6
11/10/87	493.1	501.3	505.2	744.0	774.8
11/11/87	491.8	500.3	504.8	754.1	782.3
11/12/87	492.3	502.3	506.0	764.6	791.8
11/13/87	494.2	504.6	508.3	769.4	790.2
11/14/87	492.6	503.3	507.3	765.7	791.7
11/15/87	491.2	503.8	506.6	773.8	799.3
11/16/87	490.9	502.4	506.8	776.2	803.8
11/17/87	492.1	505.1	507.8	770.3	798.5
11/18/87	492.2	503.9	508.1	769.9	797.0
11/19/87	492.0	505.3	508.5	770.7	797.3
11/20/87	492.5	504.9	508.8	764.1	788.4
11/21/87	491.8	503.4	507.8	757.3	782.2
11/22/87	491.4	502.1	507.4	752.7	777.0
11/23/87	491.6	501.4	507.5	748.8	771.8
11/24/87	493.0	502.1	508.7	748.3	768.9
11/25/87	494.9	504.0	510.8	747.3	770.0
11/26/87	499.3	508.8	515.4	755.0	775.0
11/27/87	506.4	515.3	522.7	762.8	783.8
11/28/87	514.0	523.4	530.3	769.7	790.1
11/29/87	521.9	530.1	538.7	776.2	798.5
11/30/87	530.9	537.8	548.5	781.1	807.8
12/1/87	545.3	551.3	564.3	793.6	824.4
12/2/87	560.5	566.4	580.1	813.2	843.4
12/3/87	576.6	583.3	596.9	834.3	861.6
12/4/87	588.4	596.0	609.0	845.0	870.8
12/5/87	606.2	613.2	627.5	861.6	886.1
12/6/87	610.5	618.2	631.5	860.9	881.0

## Daily DSM2

Date	Avg Of H3-DB6	Avg Of H4-DB5	Avg Of H4-DB6	Avg Of NAA-DB5	Avg Of NAA-DB6
12/7/87	627.9	630.7	649.4	863.4	891.4
12/8/87	649.9	650.4	672.1	879.0	910.2
12/9/87	663.2	660.4	685.5	882.2	915.5
12/10/87	676.6	673.0	698.9	888.2	922.2
12/11/87	693.2	688.4	715.9	900.3	933.8
12/12/87	693.9	694.7	716.2	903.8	930.7
12/13/87	701.3	695.5	723.6	895.9	928.9
12/14/87	692.5	690.3	714.1	881.1	907.6
12/15/87	678.3	681.4	699.0	856.3	875.6
12/16/87	653.4	658.7	672.7	821.6	838.3
12/17/87	638.6	645.0	657.1	798.9	814.3
12/18/87	625.5	635.6	643.3	780.6	789.5
12/19/87	616.7	626.7	634.0	763.4	772.7
12/20/87	609.7	620.7	626.5	752.2	758.7
12/21/87	600.7	611.4	617.0	736.4	742.0
12/22/87	593.2	604.5	609.1	723.7	731.3
12/23/87	582.4	593.9	597.6	707.7	713.2
12/24/87	570.8	583.5	585.3	691.5	692.3
12/25/87	560.1	569.6	574.0	668.6	673.7
12/26/87	549.8	560.8	563.1	655.2	656.9
12/27/87	535.9	545.8	548.6	632.0	634.6
12/28/87	523.2	534.0	535.2	615.0	615.5
12/29/87	512.2	524.3	523.7	600.6	599.2
12/30/87	503.5	516.8	514.5	589.5	585.4
12/31/87	494.3	508.4	504.8	575.7	570.6
1/1/88	489.4	501.2	499.5	566.0	564.4
1/2/88	483.4	495.5	493.0	559.8	556.3
1/3/88	476.5	489.2	485.6	551.7	547.2
1/4/88	474.3	485.4	483.1	547.0	543.8
1/5/88	478.1	488.8	486.7	548.4	544.2
1/6/88	479.6	491.5	487.9	541.6	537.0
1/7/88	481.3	493.6	489.4	536.9	531.5
1/8/88	484.8	497.1	492.6	534.5	530.1
1/9/88	482.7	495.3	490.3	528.7	523.4
1/10/88	477.1	489.3	484.3	518.7	513.3
1/11/88	478.2	490.2	485.3	517.3	511.1
1/12/88	474.2	486.9	480.9	506.8	498.6
1/13/88	465.3	480.6	471.6	493.6	483.3
1/14/88	454.7	470.7	460.5	478.3	468.1
1/15/88	446.0	459.3	451.3	463.6	455.4
1/16/88	442.1	454.6	447.1	455.7	447.9
1/17/88	456.6	467.3	461.6	467.7	462.3
1/18/88	469.8	481.8	474.8	479.8	472.9
1/19/88	475.7	488.1	480.5	478.8	470.8
1/20/88	475.5	489.6	480.0	469.2	460.6

## Daily DSM2

Date	Avg Of H3-DB6	Avg Of H4-DB5	Avg Of H4-DB6	Avg Of NAA-DB5	Avg Of NAA-DB6
1/21/88	470.4	485.9	474.4	460.7	450.4
1/22/88	463.5	479.9	467.3	455.6	444.7
1/23/88	453.5	468.1	457.0	445.7	436.6
1/24/88	448.5	464.8	451.7	444.2	433.7
1/25/88	438.2	457.4	441.1	435.7	422.9
1/26/88	424.4	447.3	427.0	425.0	408.4
1/27/88	418.3	439.0	420.7	416.1	400.4
1/28/88	415.7	436.3	417.9	413.2	397.1
1/29/88	420.8	441.7	422.9	418.2	404.1
1/30/88	420.1	441.3	422.1	417.8	402.6
1/31/88	420.2	439.6	423.0	416.7	404.2
2/1/88	429.8	445.8	432.9	424.6	417.5
2/2/88	441.8	455.0	444.9	442.0	435.2
2/3/88	449.3	464.5	452.2	460.2	452.5
2/4/88	451.2	466.9	453.8	479.2	469.4
2/5/88	450.0	466.4	452.4	501.6	488.1
2/6/88	444.2	462.8	446.9	516.3	502.7
2/7/88	439.0	456.1	440.8	528.2	514.2
2/8/88	438.2	452.9	439.8	538.7	525.0
2/9/88	434.5	450.7	435.6	543.1	530.0
2/10/88	417.8	439.2	416.9	537.2	525.2
2/11/88	407.1	425.6	407.3	528.5	515.9
2/12/88	408.6	425.5	409.3	526.1	513.3
2/13/88	416.6	432.9	417.8	529.2	516.2
2/14/88	423.1	439.4	424.3	534.3	520.4
2/15/88	429.7	444.2	431.3	542.9	528.6
2/16/88	437.6	451.1	439.6	558.0	543.1
2/17/88	444.2	457.1	446.2	577.0	560.1
2/18/88	447.0	460.3	448.6	599.4	579.5
2/19/88	446.2	460.6	447.3	618.3	597.7
2/20/88	444.3	458.7	445.4	632.1	610.4
2/21/88	441.5	456.9	442.7	631.9	612.6
2/22/88	435.7	451.0	436.1	625.5	608.6
2/23/88	431.7	448.6	431.4	622.7	605.6
2/24/88	426.1	445.0	425.3	618.1	601.0
2/25/88	419.1	439.0	418.3	608.6	592.8
2/26/88	422.8	440.2	422.2	608.4	592.8
2/27/88	428.1	444.2	427.9	609.6	593.6
2/28/88	431.3	447.2	431.2	608.5	593.1
2/29/88	439.2	451.3	439.5	611.8	596.5
3/1/88	452.3	459.0	453.3	612.5	599.5
3/2/88	463.1	470.8	464.9	597.4	585.5
3/3/88	472.6	480.8	475.8	580.5	570.0
3/4/88	480.7	490.3	485.7	564.6	552.8
3/5/88	486.4	499.2	493.9	547.1	535.7

## Daily DSM2

Date	Avg Of H3-DB6	Avg Of H4-DB5	Avg Of H4-DB6	Avg Of NAA-DB5	Avg Of NAA-DB6
3/6/88	489.4	506.0	500.2	530.2	518.6
3/7/88	490.3	510.5	504.5	514.0	503.7
3/8/88	492.5	515.2	509.0	505.1	497.1
3/9/88	493.4	519.2	512.6	500.0	489.8
3/10/88	488.5	521.2	511.9	483.4	469.3
3/11/88	485.8	522.6	511.8	471.8	458.1
3/12/88	486.2	523.3	513.7	466.7	454.5
3/13/88	485.9	522.9	514.0	463.3	451.8
3/14/88	484.4	522.1	512.7	459.1	448.0
3/15/88	489.8	524.5	517.6	463.7	454.2
3/16/88	497.2	530.6	524.6	470.6	462.5
3/17/88	503.4	536.1	530.4	475.3	466.3
3/18/88	506.2	539.0	533.1	473.3	463.6
3/19/88	506.1	539.9	533.7	468.6	458.0
3/20/88	506.4	541.2	534.5	465.0	455.0
3/21/88	508.8	543.5	537.1	464.4	455.8
3/22/88	512.1	546.8	540.7	465.5	457.1
3/23/88	516.0	551.4	545.4	466.9	457.5
3/24/88	518.3	554.8	548.7	463.1	450.7
3/25/88	515.3	555.7	548.4	452.6	437.0
3/26/88	516.5	558.0	551.0	448.7	437.6
3/27/88	519.9	561.1	554.9	451.1	440.8
3/28/88	519.2	562.3	555.5	448.4	437.8
3/29/88	518.9	562.6	556.2	446.8	436.4
3/30/88	519.1	563.3	556.9	446.2	435.7
3/31/88	517.9	562.4	555.2	443.6	433.8
4/1/88	518.9	560.2	553.0	445.4	436.8
4/2/88	519.9	558.0	550.2	448.2	440.9
4/3/88	520.6	555.8	547.5	452.1	445.3
4/4/88	523.7	555.9	547.9	458.3	451.7
4/5/88	522.0	553.1	543.6	459.7	452.4
4/6/88	519.6	549.4	539.6	460.4	453.0
4/7/88	519.8	549.5	538.7	463.7	455.0
4/8/88	517.0	546.7	534.8	461.3	451.8
4/9/88	515.4	543.9	532.5	458.7	449.8
4/10/88	513.5	540.8	530.1	455.8	447.4
4/11/88	512.2	538.7	528.4	454.2	445.7
4/12/88	514.4	538.8	530.3	454.5	447.0
4/13/88	515.0	539.7	530.6	453.9	446.3
4/14/88	516.4	539.7	531.7	453.6	447.1
4/15/88	519.7	542.2	534.8	455.7	449.7
4/16/88	524.1	546.2	539.1	458.6	453.3
4/17/88	526.3	549.7	540.9	461.3	454.9
4/18/88	518.9	545.3	532.9	456.7	448.1
4/19/88	511.8	538.1	525.2	450.7	442.4

## Daily DSM2

Date	Avg Of H3-DB6	Avg Of H4-DB5	Avg Of H4-DB6	Avg Of NAA-DB5	Avg Of NAA-DB6
4/20/88	515.1	538.3	528.3	452.9	446.1
4/21/88	519.7	541.8	532.7	456.9	450.3
4/22/88	525.1	546.0	538.0	461.0	454.8
4/23/88	531.9	551.5	544.9	467.2	461.4
4/24/88	534.8	554.8	547.6	469.9	463.8
4/25/88	530.6	552.4	543.0	467.7	460.9
4/26/88	521.5	544.5	533.1	463.0	455.1
4/27/88	515.9	537.8	526.9	459.9	452.3
4/28/88	516.4	536.7	527.1	461.3	454.5
4/29/88	519.2	538.3	529.8	464.8	458.6
4/30/88	522.3	539.8	532.7	468.3	463.2
5/1/88	515.6	534.9	525.3	466.6	460.4
5/2/88	501.3	522.8	509.8	459.4	450.4
5/3/88	488.5	508.4	496.2	449.1	440.0
5/4/88	478.4	496.9	485.3	440.6	431.4
5/5/88	478.0	495.1	484.6	439.5	431.1
5/6/88	475.9	492.8	482.0	437.5	428.3
5/7/88	480.9	494.8	486.9	439.7	432.7
5/8/88	483.7	496.2	489.6	440.7	434.0
5/9/88	485.3	497.8	490.9	440.1	433.6
5/10/88	483.4	496.1	488.6	437.7	430.3
5/11/88	479.3	492.2	484.0	433.9	426.5
5/12/88	475.7	488.0	480.1	431.0	424.3
5/13/88	470.3	482.6	474.2	427.7	420.8
5/14/88	460.2	472.7	463.4	420.3	412.7
5/15/88	455.6	467.1	458.4	416.8	409.6
5/16/88	454.2	465.3	456.7	416.4	409.3
5/17/88	454.2	464.5	456.5	416.8	410.0
5/18/88	453.0	462.9	455.1	416.0	409.4
5/19/88	452.1	462.1	454.0	415.7	408.6
5/20/88	452.9	462.0	454.6	415.6	408.7
5/21/88	456.2	463.6	457.9	417.5	411.2
5/22/88	458.1	465.7	459.7	418.4	412.4
5/23/88	456.1	464.4	457.5	416.9	410.4
5/24/88	452.7	460.6	453.8	414.1	407.7
5/25/88	447.9	456.4	448.7	411.0	404.2
5/26/88	442.0	450.3	442.4	406.3	399.3
5/27/88	434.6	442.9	434.7	399.4	392.2
5/28/88	429.3	437.4	429.0	394.3	387.3
5/29/88	428.7	435.5	428.4	393.2	387.2
5/30/88	427.3	434.4	426.9	392.3	385.8
5/31/88	428.7	434.7	428.3	391.3	385.8
6/1/88	430.4	437.1	429.8	391.2	385.0
6/2/88	431.6	437.7	431.1	391.7	385.5
6/3/88	432.7	439.1	432.1	393.0	386.2



## Daily DSM2

Date	Avg Of H3-DB6	Avg Of H4-DB5	Avg Of H4-DB6	Avg Of NAA-DB5	Avg Of NAA-DB6
6/4/88	433.7	439.5	433.0	394.2	387.8
6/5/88	432.1	439.1	431.3	394.5	387.1
6/6/88	431.2	437.3	430.4	394.5	387.7
6/7/88	430.4	436.3	429.4	394.0	387.5
6/8/88	425.3	432.3	424.2	389.7	382.5
6/9/88	421.7	427.3	420.5	384.2	378.3
6/10/88	420.0	425.7	418.8	381.3	375.8
6/11/88	419.8	424.4	418.5	379.7	374.6
6/12/88	418.0	424.0	416.8	378.4	372.4
6/13/88	417.4	423.0	416.2	377.1	371.6
6/14/88	417.3	422.1	416.1	376.5	371.6
6/15/88	417.2	423.5	416.1	376.5	371.5
6/16/88	419.1	424.1	418.0	378.6	373.1
6/17/88	421.5	426.1	420.4	380.8	375.9
6/18/88	422.4	427.6	421.3	383.6	377.9
6/19/88	421.3	427.3	420.2	384.8	378.5
6/20/88	420.3	426.2	419.3	384.6	378.7
6/21/88	417.2	423.3	416.2	383.0	377.1
6/22/88	413.4	419.6	412.4	380.3	374.4
6/23/88	409.0	415.4	407.9	376.9	370.7
6/24/88	404.9	410.5	403.8	372.4	367.2
6/25/88	405.6	410.8	404.6	372.4	367.8
6/26/88	404.8	410.7	403.8	372.7	367.0
6/27/88	404.0	409.2	403.0	371.2	366.3
6/28/88	404.3	409.2	403.4	370.6	366.6
6/29/88	400.0	405.6	399.1	367.8	363.3
6/30/88	392.0	398.0	391.1	361.9	357.8
7/1/88	380.4	386.6	379.6	347.6	343.6
7/2/88	374.1	381.1	373.6	338.3	333.8
7/3/88	370.5	376.9	370.1	332.0	327.9
7/4/88	367.7	375.0	367.6	329.1	324.3
7/5/88	363.2	369.6	363.2	330.4	321.5
7/6/88	357.5	364.6	357.4	326.1	320.2
7/7/88	354.9	361.5	354.6	326.2	321.6
7/8/88	352.5	359.2	352.2	324.8	321.9
7/9/88	350.9	356.3	350.6	324.7	323.2
7/10/88	351.5	355.9	351.1	325.8	325.7
7/11/88	353.2	356.8	352.9	327.9	329.3
7/12/88	353.8	356.4	353.6	333.0	334.6
7/13/88	355.4	358.4	355.1	339.9	343.5
7/14/88	357.7	359.8	357.4	350.6	353.5
7/15/88	359.7	361.9	359.3	359.2	365.4
7/16/88	362.1	362.9	361.6	371.8	378.3
7/17/88	365.3	365.8	364.6	384.3	391.3
7/18/88	369.7	369.4	368.7	394.2	403.2

## Daily DSM2

Date	Avg Of H3-DB6	Avg Of H4-DB5	Avg Of H4-DB6	Avg Of NAA-DB5	Avg Of NAA-DB6
7/19/88	374.8	374.0	373.7	403.3	413.4
7/20/88	380.5	378.9	379.3	412.7	423.1
7/21/88	386.7	384.6	385.4	419.3	432.7
7/22/88	393.7	389.9	392.3	426.9	440.6
7/23/88	399.5	395.2	398.2	433.7	446.6
7/24/88	403.6	398.8	402.3	439.0	450.5
7/25/88	407.0	401.9	405.8	442.9	453.0
7/26/88	408.9	404.3	407.7	444.8	456.1
7/27/88	409.3	405.4	408.2	447.6	459.7
7/28/88	410.0	406.0	408.9	455.4	468.6
7/29/88	411.4	406.8	410.3	466.9	480.1
7/30/88	413.5	409.5	412.2	478.6	493.3
7/31/88	419.3	412.3	417.0	488.3	502.2
8/1/88	434.3	422.6	430.5	492.6	504.4
8/2/88	450.1	436.9	446.3	495.5	504.9
8/3/88	465.4	450.3	461.6	498.6	508.7
8/4/88	478.1	461.7	474.8	504.0	515.3
8/5/88	487.0	469.0	484.1	510.0	521.3
8/6/88	492.0	475.2	489.1	512.0	524.6
8/7/88	494.4	478.1	491.3	514.0	526.1
8/8/88	495.7	478.5	492.8	514.6	525.9
8/9/88	497.7	480.8	494.8	516.1	527.3
8/10/88	500.5	482.7	496.8	517.6	526.9
8/11/88	503.8	485.8	500.1	515.0	524.3
8/12/88	509.1	490.2	504.8	513.8	521.2
8/13/88	516.0	496.5	511.6	512.1	519.4
8/14/88	524.7	504.2	519.8	510.8	518.8
8/15/88	533.9	513.7	529.3	511.7	520.2
8/16/88	541.2	519.3	536.1	514.1	523.6
8/17/88	547.8	524.6	542.8	518.1	527.1
8/18/88	555.3	530.7	550.5	522.1	531.7
8/19/88	558.6	535.3	553.9	525.7	536.4
8/20/88	559.2	538.4	554.8	526.3	536.6
8/21/88	559.1	538.8	554.9	524.1	532.5
8/22/88	558.9	539.0	554.8	520.5	528.4
8/23/88	560.4	540.7	556.3	517.3	525.2
8/24/88	564.2	542.3	560.0	514.5	521.1
8/25/88	571.9	550.2	567.5	510.5	517.3
8/26/88	584.6	560.5	579.8	508.7	513.9
8/27/88	599.6	574.8	594.4	505.7	510.7
8/28/88	621.1	593.6	615.6	504.4	509.0
8/29/88	648.4	618.1	643.5	504.6	510.2
8/30/88	673.0	642.2	667.1	506.5	513.3
8/31/88	687.3	659.1	683.5	511.4	519.1
9/1/88	699.7	668.6	696.3	518.9	530.2

## Daily DSM2

Date	Avg Of H3-DB6	Avg Of H4-DB5	Avg Of H4-DB6	Avg Of NAA-DB5	Avg Of NAA-DB6
9/2/88	712.1	678.9	705.8	530.6	544.9
9/3/88	732.6	690.6	723.2	544.2	561.6
9/4/88	753.8	710.4	743.3	559.8	577.2
9/5/88	763.8	723.8	752.6	570.1	586.3
9/6/88	771.7	732.6	760.3	578.1	592.9
9/7/88	785.9	742.7	773.9	584.6	601.8
9/8/88	794.0	753.4	782.1	591.8	607.6
9/9/88	805.6	762.9	793.6	598.6	615.5
9/10/88	827.4	780.3	815.2	609.5	629.2
9/11/88	846.2	799.6	834.7	621.9	642.1
9/12/88	858.6	813.9	847.9	632.3	651.9
9/13/88	876.3	827.1	866.0	641.9	664.9
9/14/88	889.5	840.6	880.2	651.1	675.4
9/15/88	902.1	852.1	893.7	660.5	686.7
9/16/88	914.5	866.6	907.8	671.2	697.8
9/17/88	919.6	874.7	914.4	680.3	704.9
9/18/88	917.8	880.7	913.8	685.4	706.9
9/19/88	917.1	881.4	914.1	686.6	709.2
9/20/88	910.4	877.3	908.4	685.0	706.7
9/21/88	893.9	866.2	893.1	679.7	698.4
9/22/88	887.0	858.8	886.3	677.5	696.9
9/23/88	887.1	858.6	886.0	680.4	700.9
9/24/88	886.2	856.4	884.4	684.9	704.5
9/25/88	888.2	859.5	885.5	691.3	711.1
9/26/88	894.6	859.2	890.1	697.8	721.1
9/27/88	907.6	869.7	902.2	710.5	735.2
9/28/88	926.1	886.0	920.2	725.3	752.6
9/29/88	940.0	899.0	933.9	738.6	767.0
9/30/88	937.6	904.8	931.3	749.0	778.5
10/1/88	923.6	898.9	917.4	760.7	784.4
10/2/88	911.3	887.7	904.4	767.0	790.4
10/3/88	902.3	877.2	893.9	770.9	794.2
10/4/88	895.1	873.2	885.6	776.3	797.8
10/5/88	890.8	865.6	879.2	783.6	804.9
10/6/88	889.0	860.9	875.4	790.6	813.7
10/7/88	886.9	856.5	871.6	795.1	818.6
10/8/88	886.5	854.7	870.1	801.4	827.3
10/9/88	890.0	856.9	872.4	811.3	837.3
10/10/88	891.3	856.9	873.6	814.8	841.3
10/11/88	892.7	857.3	875.9	819.1	844.6
10/12/88	895.1	860.0	879.4	818.5	845.4
10/13/88	892.3	861.9	878.1	814.4	839.8
10/14/88	887.7	859.8	875.0	807.6	833.5
10/15/88	886.4	855.8	874.5	805.1	830.4
10/16/88	883.6	855.0	873.2	802.1	825.4

## Daily DSM2

Date	Avg Of H3-DB6	Avg Of H4-DB5	Avg Of H4-DB6	Avg Of NAA-DB5	Avg Of NAA-DB6
10/17/88	874.4	852.6	865.4	796.7	815.3
10/18/88	862.8	845.9	856.0	787.9	806.4
10/19/88	849.7	835.7	845.5	781.5	799.8
10/20/88	836.8	825.5	834.8	779.9	795.2
10/21/88	822.6	812.1	822.5	772.8	793.2
10/22/88	807.3	799.0	808.8	775.1	793.6
10/23/88	792.9	786.8	795.4	775.9	796.4
10/24/88	780.4	775.5	782.5	780.6	801.6
10/25/88	770.1	763.4	771.1	787.2	809.6
10/26/88	761.7	751.9	760.8	797.1	822.9
10/27/88	754.6	743.0	751.8	809.4	834.2
10/28/88	749.0	736.6	744.9	817.8	843.7
10/29/88	743.5	731.7	737.9	828.9	859.1
10/30/88	737.6	724.0	729.9	849.0	877.9
10/31/88	741.8	719.4	728.4	864.9	894.3
11/1/88	768.5	731.8	748.3	889.3	941.6
11/2/88	788.7	747.7	765.5	944.8	1000.9
11/3/88	793.3	746.1	766.2	970.6	1025.0
11/4/88	801.1	746.7	768.5	999.7	1065.3
11/5/88	805.9	748.1	769.4	1024.6	1090.6
11/6/88	813.6	750.2	772.7	1046.5	1118.6
11/7/88	818.5	754.2	774.3	1064.7	1136.2
11/8/88	822.8	754.0	776.1	1080.9	1144.5
11/9/88	828.9	758.1	779.8	1098.4	1150.8
11/10/88	835.3	763.2	784.6	1102.5	1152.0
11/11/88	849.9	771.3	796.8	1112.1	1160.7
11/12/88	876.1	791.0	819.7	1137.1	1183.9
11/13/88	897.6	808.1	839.2	1145.1	1197.7
11/14/88	915.6	821.5	856.2	1144.5	1204.3
11/15/88	952.1	846.0	889.0	1170.5	1243.5
11/16/88	982.3	878.1	917.5	1205.9	1267.8
11/17/88	1011.4	905.0	945.4	1224.1	1284.8
11/18/88	1045.9	928.5	977.6	1235.8	1311.0
11/19/88	1081.2	957.7	1010.7	1256.6	1333.2
11/20/88	1113.4	979.1	1041.3	1261.5	1346.6
11/21/88	1153.7	1015.6	1079.5	1285.1	1365.3
11/22/88	1181.3	1048.0	1106.7	1298.1	1367.0
11/23/88	1192.3	1061.7	1118.5	1294.4	1363.6
11/24/88	1225.7	1086.0	1151.3	1316.9	1384.6
11/25/88	1260.8	1115.9	1185.9	1328.5	1399.4
11/26/88	1318.7	1155.7	1242.4	1338.2	1422.3
11/27/88	1397.6	1234.2	1319.0	1388.8	1466.6
11/28/88	1467.0	1297.2	1387.2	1417.9	1501.5
11/29/88	1527.0	1354.3	1446.5	1441.0	1527.7
11/30/88	1540.1	1392.8	1462.9	1449.6	1526.3

## Daily DSM2

Date	Avg Of H3-DB6	Avg Of H4-DB5	Avg Of H4-DB6	Avg Of NAA-DB5	Avg Of NAA-DB6
12/1/88	1534.3	1394.8	1462.5	1438.9	1518.4
12/2/88	1536.0	1397.1	1465.8	1422.4	1490.6
12/3/88	1536.5	1396.2	1469.8	1409.4	1477.1
12/4/88	1540.1	1399.6	1475.7	1398.3	1460.2
12/5/88	1536.0	1400.0	1471.9	1389.7	1434.6
12/6/88	1519.8	1401.3	1455.6	1365.2	1401.2
12/7/88	1495.8	1393.4	1430.9	1328.4	1359.1
12/8/88	1461.4	1368.0	1396.0	1284.1	1312.1
12/9/88	1416.9	1328.3	1353.6	1246.9	1268.9
12/10/88	1373.3	1284.7	1314.4	1223.2	1239.7
12/11/88	1339.6	1255.7	1285.2	1201.3	1219.8
12/12/88	1316.3	1235.8	1266.4	1187.7	1206.8
12/13/88	1293.8	1217.8	1249.4	1176.9	1199.5
12/14/88	1274.2	1207.5	1233.5	1167.3	1196.5
12/15/88	1262.4	1196.4	1226.1	1160.9	1192.0
12/16/88	1251.9	1186.8	1217.2	1146.3	1180.6
12/17/88	1238.6	1173.9	1207.5	1137.0	1169.8
12/18/88	1224.5	1163.0	1198.2	1133.9	1159.6
12/19/88	1209.0	1156.5	1186.2	1131.5	1157.5
12/20/88	1193.8	1147.1	1175.3	1133.3	1157.8
12/21/88	1181.6	1143.8	1167.1	1137.3	1162.1
12/22/88	1170.8	1133.8	1158.7	1139.9	1167.2
12/23/88	1164.7	1131.8	1160.2	1156.8	1196.0
12/24/88	1159.1	1133.2	1157.8	1176.5	1208.7
12/25/88	1143.3	1117.0	1144.6	1177.1	1221.3
12/26/88	1142.0	1118.4	1150.9	1206.0	1254.3
12/27/88	1145.4	1130.0	1161.2	1237.6	1283.1
12/28/88	1150.3	1140.0	1169.3	1251.7	1303.9
12/29/88	1157.7	1145.6	1182.0	1269.8	1327.4
12/30/88	1156.1	1149.3	1181.6	1268.1	1320.4
12/31/88	1153.6	1144.4	1179.2	1257.2	1305.9
1/1/89	1135.8	1137.0	1164.1	1253.1	1294.8
1/2/89	1110.6	1119.2	1141.0	1245.4	1278.0
1/3/89	1081.9	1093.2	1115.1	1231.2	1262.2
1/4/89	1053.7	1067.7	1088.3	1213.8	1242.0
1/5/89	1032.3	1052.4	1066.3	1198.8	1220.1
1/6/89	1007.0	1029.2	1042.4	1180.8	1201.6
1/7/89	991.4	1017.7	1027.4	1172.4	1190.2
1/8/89	974.7	1000.4	1011.7	1158.0	1178.5
1/9/89	959.9	987.9	998.1	1149.5	1168.9
1/10/89	951.4	978.7	989.1	1140.6	1159.1
1/11/89	936.7	966.5	974.8	1127.8	1145.2
1/12/89	919.6	946.1	958.5	1110.7	1131.4
1/13/89	906.0	936.9	943.8	1095.9	1112.1
1/14/89	885.6	913.1	923.3	1069.3	1088.7

## Daily DSM2

Date	Avg Of H3-DB6	Avg Of H4-DB5	Avg Of H4-DB6	Avg Of NAA-DB5	Avg Of NAA-DB6
1/15/89	853.4	892.6	891.4	1046.5	1053.2
1/16/89	829.7	866.9	866.6	1017.0	1023.1
1/17/89	805.5	837.8	841.2	984.5	991.6
1/18/89	782.0	818.2	816.2	958.5	959.4
1/19/89	760.7	797.8	793.4	931.5	929.9
1/20/89	745.2	779.4	776.7	907.3	907.4
1/21/89	731.2	767.1	761.8	890.1	887.4
1/22/89	721.6	754.2	751.4	872.9	873.1
1/23/89	721.9	752.0	751.0	867.4	869.1
1/24/89	713.5	747.1	742.0	855.8	857.0
1/25/89	708.0	737.8	736.1	846.4	847.9
1/26/89	705.0	733.4	732.5	839.6	841.8
1/27/89	702.0	730.7	729.1	834.9	835.7
1/28/89	689.7	727.0	716.1	826.6	817.6
1/29/89	675.5	713.9	701.0	804.9	796.2
1/30/89	662.4	684.0	687.1	771.7	778.0
1/31/89	650.4	671.7	674.0	754.8	760.3
2/1/89	653.7	677.7	676.5	760.8	760.6
2/2/89	652.7	677.3	674.6	758.0	755.9
2/3/89	652.0	674.5	673.1	753.5	752.4
2/4/89	656.0	678.9	676.7	758.0	755.3
2/5/89	661.1	684.1	681.4	763.5	760.2
2/6/89	660.4	683.7	680.1	762.9	758.6
2/7/89	655.8	678.6	675.0	755.2	751.7
2/8/89	651.3	674.2	670.0	749.6	744.5
2/9/89	653.4	674.7	671.9	748.4	745.3
2/10/89	657.5	678.1	675.8	752.1	748.8
2/11/89	654.4	674.5	672.2	745.7	742.7
2/12/89	651.7	670.8	669.2	738.4	737.1
2/13/89	646.5	664.9	663.5	728.6	728.6
2/14/89	646.0	664.9	662.6	727.3	725.4
2/15/89	647.1	666.4	663.2	727.8	724.4
2/16/89	646.3	666.0	661.9	724.7	721.2
2/17/89	642.1	661.2	657.2	717.6	713.5
2/18/89	639.8	658.9	654.3	712.6	708.2
2/19/89	645.5	664.2	659.8	718.5	713.4
2/20/89	648.9	667.9	662.7	720.8	715.4
2/21/89	648.0	666.8	661.3	717.4	711.1
2/22/89	646.2	665.7	658.9	712.9	706.4
2/23/89	641.0	660.9	653.1	705.0	697.5
2/24/89	637.8	657.6	649.4	699.1	691.3
2/25/89	635.1	653.1	646.3	691.4	685.4
2/26/89	632.0	650.2	642.7	684.9	678.3
2/27/89	620.4	640.4	630.4	670.1	663.9
2/28/89	608.7	628.8	618.3	659.8	651.3

## Daily DSM2

Date	Avg Of H3-DB6	Avg Of H4-DB5	Avg Of H4-DB6	Avg Of NAA-DB5	Avg Of NAA-DB6
3/1/89	583.8	602.5	592.8	636.4	629.5
3/2/89	596.5	611.9	605.4	648.4	642.8
3/3/89	607.6	624.6	616.3	657.6	650.1
3/4/89	618.5	634.2	627.1	661.2	653.8
3/5/89	623.5	639.8	631.7	661.1	652.3
3/6/89	622.8	640.2	630.6	657.0	647.9
3/7/89	622.5	639.0	629.8	650.1	641.0
3/8/89	626.0	641.1	633.1	643.4	634.0
3/9/89	628.6	644.3	635.4	640.9	633.0
3/10/89	621.7	638.4	628.1	640.5	632.9
3/11/89	616.3	632.7	622.3	644.8	637.6
3/12/89	605.8	624.3	611.5	643.7	635.6
3/13/89	601.8	620.9	607.2	646.5	639.1
3/14/89	591.9	611.1	596.7	642.8	634.0
3/15/89	575.7	598.3	580.1	633.7	622.8
3/16/89	578.2	595.8	582.4	634.6	624.8
3/17/89	583.8	600.9	587.8	633.8	623.6
3/18/89	598.2	610.0	602.3	633.8	624.7
3/19/89	611.4	622.5	615.6	636.0	625.7
3/20/89	623.3	633.8	627.6	636.7	626.8
3/21/89	632.9	642.9	637.1	633.7	622.9
3/22/89	639.3	649.8	643.3	626.1	614.4
3/23/89	642.0	654.3	645.8	616.0	602.4
3/24/89	646.9	658.3	650.6	611.6	599.5
3/25/89	653.0	664.3	656.7	610.5	599.7
3/26/89	658.3	669.9	661.9	608.9	597.9
3/27/89	665.4	676.7	669.0	610.6	600.5
3/28/89	671.9	683.5	675.5	610.5	599.7
3/29/89	678.8	690.4	682.4	611.3	599.0
3/30/89	684.0	695.9	687.5	609.5	596.1
3/31/89	682.3	695.4	687.0	602.7	589.3
4/1/89	669.2	688.7	676.6	597.5	584.8
4/2/89	651.7	675.2	660.1	595.1	582.9
4/3/89	636.3	658.6	643.8	594.3	582.1
4/4/89	612.7	636.6	619.2	584.7	571.9
4/5/89	592.0	615.3	597.5	574.1	560.6
4/6/89	573.5	597.0	578.1	562.3	548.5
4/7/89	554.1	577.2	558.0	549.0	533.9
4/8/89	541.4	562.6	544.7	537.7	523.9
4/9/89	540.3	558.5	543.6	537.2	525.6
4/10/89	538.0	557.8	540.4	536.7	525.8
4/11/89	527.0	549.6	528.3	533.4	520.9
4/12/89	521.3	542.3	523.0	531.7	519.3
4/13/89	522.1	539.9	524.6	533.6	522.3
4/14/89	518.1	537.8	521.2	531.4	520.3

## Daily DSM2

Date	Avg Of H3-DB6	Avg Of H4-DB5	Avg Of H4-DB6	Avg Of NAA-DB5	Avg Of NAA-DB6
4/15/89	506.7	527.7	510.0	522.7	510.8
4/16/89	500.4	519.7	502.9	517.4	505.2
4/17/89	499.3	518.7	502.4	515.0	503.2
4/18/89	492.8	514.0	495.8	509.2	497.0
4/19/89	484.3	506.7	486.3	502.0	489.7
4/20/89	474.1	495.9	475.9	494.3	481.3
4/21/89	468.4	488.1	470.2	489.2	477.3
4/22/89	459.0	478.0	460.5	482.2	469.8
4/23/89	450.5	468.3	450.7	476.4	463.3
4/24/89	442.0	458.5	442.0	469.1	457.0
4/25/89	444.5	458.7	444.9	471.5	461.2
4/26/89	447.7	461.8	448.1	475.8	466.0
4/27/89	442.5	459.6	442.6	474.1	464.2
4/28/89	437.0	452.8	438.1	472.3	461.1
4/29/89	432.3	446.4	433.4	468.9	457.4
4/30/89	428.9	444.0	431.1	464.1	454.0
5/1/89	419.6	440.3	425.9	456.7	444.9
5/2/89	413.0	433.5	420.1	447.1	435.6
5/3/89	407.1	426.9	413.3	437.0	425.7
5/4/89	400.1	417.9	405.6	426.4	415.5
5/5/89	394.1	413.2	399.6	418.9	407.7
5/6/89	390.9	408.3	396.6	413.6	403.3
5/7/89	388.2	405.5	394.3	410.0	400.2
5/8/89	384.2	401.1	388.7	406.8	395.8
5/9/89	388.1	403.2	393.0	409.0	400.5
5/10/89	391.0	406.1	396.5	412.7	404.6
5/11/89	391.6	405.5	396.4	415.3	406.8
5/12/89	386.4	400.7	390.3	411.2	402.6
5/13/89	376.7	392.3	380.3	403.3	392.9
5/14/89	368.4	383.1	372.1	393.0	383.1
5/15/89	364.0	379.2	367.6	386.3	376.5
5/16/89	359.9	375.6	364.1	380.9	370.8
5/17/89	360.0	374.6	364.7	379.2	370.9
5/18/89	359.2	375.0	363.6	378.6	370.5
5/19/89	352.3	367.5	354.6	373.0	363.5
5/20/89	349.0	361.9	350.7	367.6	359.4
5/21/89	347.4	359.6	349.5	365.0	356.9
5/22/89	347.3	358.4	349.9	364.2	356.7
5/23/89	349.2	361.5	353.6	366.2	359.3
5/24/89	350.0	362.4	353.7	367.4	360.5
5/25/89	349.7	362.8	353.3	367.6	360.4
5/26/89	348.8	360.0	350.7	364.9	358.0
5/27/89	348.9	357.1	349.4	364.0	356.7
5/28/89	345.6	354.6	346.1	360.7	352.9
5/29/89	339.3	351.8	342.4	354.5	346.7



## Daily DSM2

Date	Avg Of H3-DB6	Avg Of H4-DB5	Avg Of H4-DB6	Avg Of NAA-DB5	Avg Of NAA-DB6
5/30/89	333.5	347.3	336.9	346.9	338.6
5/31/89	329.4	341.7	330.7	337.0	327.6
6/1/89	322.7	331.6	319.2	319.3	306.3
6/2/89	314.0	322.6	311.8	304.4	293.9
6/3/89	310.1	317.6	308.7	296.0	288.1
6/4/89	311.8	319.9	310.5	293.8	286.2
6/5/89	312.6	320.6	311.6	290.0	283.2
6/6/89	309.1	317.0	307.6	286.2	277.8
6/7/89	306.5	314.9	304.9	282.4	274.4
6/8/89	303.8	313.5	302.5	280.8	271.0
6/9/89	300.3	308.9	299.4	276.7	268.3
6/10/89	297.9	306.5	297.5	275.6	267.3
6/11/89	295.9	307.9	295.9	275.6	264.6
6/12/89	292.3	304.5	292.0	273.4	260.8
6/13/89	287.5	300.1	286.5	269.4	257.8
6/14/89	284.5	295.8	283.5	264.3	255.8
6/15/89	283.3	292.5	282.2	258.8	253.9
6/16/89	281.6	288.9	280.5	254.4	251.7
6/17/89	279.0	284.8	277.8	253.7	250.3
6/18/89	279.0	284.9	278.1	253.0	249.9
6/19/89	280.3	285.8	279.7	252.6	250.5
6/20/89	277.2	282.7	276.4	252.0	248.8
6/21/89	275.1	280.6	274.3	250.9	248.6
6/22/89	273.6	278.9	273.0	250.6	248.3
6/23/89	276.1	280.7	275.7	253.6	251.7
6/24/89	277.2	281.3	277.0	255.6	253.2
6/25/89	275.3	280.4	275.3	255.6	254.0
6/26/89	273.5	278.9	273.8	257.2	255.5
6/27/89	273.9	278.8	273.7	259.8	258.4
6/28/89	274.4	278.5	273.8	261.0	260.3
6/29/89	274.5	277.5	273.9	262.5	262.9
6/30/89	275.1	276.8	274.3	268.2	269.1
7/1/89	276.1	276.9	275.1	281.5	280.4
7/2/89	277.7	278.0	277.1	295.8	298.6
7/3/89	281.5	281.0	281.1	312.4	322.8
7/4/89	286.5	285.9	286.1	334.1	350.2
7/5/89	292.4	290.6	292.1	357.1	379.1
7/6/89	299.1	297.4	299.0	379.4	408.1
7/7/89	306.2	304.3	306.2	401.4	433.7
7/8/89	314.2	311.4	314.4	422.4	456.8
7/9/89	321.0	318.3	321.6	446.6	476.9
7/10/89	328.3	324.4	329.0	469.3	501.8
7/11/89	335.4	330.2	336.3	490.0	527.3
7/12/89	341.7	336.6	342.8	513.5	554.8
7/13/89	348.2	343.1	349.2	540.0	582.0

## Daily DSM2

Date	Avg Of H3-DB6	Avg Of H4-DB5	Avg Of H4-DB6	Avg Of NAA-DB5	Avg Of NAA-DB6
7/14/89	354.4	350.0	355.4	569.4	618.4
7/15/89	360.4	354.8	361.3	605.7	663.2
7/16/89	365.4	358.7	366.5	651.0	715.2
7/17/89	373.5	366.2	374.3	692.2	761.9
7/18/89	380.7	372.5	381.6	733.3	807.1
7/19/89	390.8	381.2	391.6	776.8	857.5
7/20/89	401.9	392.5	402.8	815.6	907.4
7/21/89	417.2	406.7	418.2	845.6	941.3
7/22/89	433.4	422.4	434.5	863.2	948.1
7/23/89	450.0	438.2	450.9	871.0	943.1
7/24/89	464.2	450.4	465.7	884.7	941.7
7/25/89	477.9	460.6	478.2	895.9	953.8
7/26/89	489.7	470.2	489.5	918.4	975.0
7/27/89	491.1	474.9	491.5	933.8	985.1
7/28/89	493.7	478.8	493.8	949.1	1001.6
7/29/89	493.0	479.7	492.8	963.0	1012.0
7/30/89	491.0	477.7	491.2	985.7	1041.2
7/31/89	492.0	476.8	492.1	1018.2	1069.8
8/1/89	494.8	481.0	495.2	1036.2	1088.2
8/2/89	490.8	477.2	491.7	1039.4	1089.9
8/3/89	491.5	479.1	492.1	1045.0	1092.5
8/4/89	490.7	479.3	491.2	1038.1	1081.8
8/5/89	489.7	478.1	489.8	1022.6	1056.9
8/6/89	487.3	475.6	487.1	997.7	1027.1
8/7/89	484.5	472.8	483.8	969.1	981.8
8/8/89	480.2	469.3	479.0	934.5	941.6
8/9/89	474.7	462.6	472.9	898.6	903.4
8/10/89	469.5	458.5	467.4	864.4	867.8
8/11/89	461.6	451.7	459.2	815.3	826.3
8/12/89	453.8	444.1	451.0	788.4	790.3
8/13/89	446.0	435.5	442.9	753.7	755.1
8/14/89	438.6	427.7	435.1	729.0	728.2
8/15/89	433.8	421.6	429.9	703.1	707.2
8/16/89	432.3	420.7	428.1	690.4	693.5
8/17/89	433.1	420.7	428.5	677.1	682.6
8/18/89	436.9	424.7	432.0	670.3	674.6
8/19/89	442.7	427.7	437.2	669.9	662.2
8/20/89	449.0	434.0	443.1	648.2	652.5
8/21/89	456.0	439.6	449.7	641.8	638.2
8/22/89	463.5	446.4	456.7	630.8	628.1
8/23/89	471.0	452.8	463.9	616.0	621.4
8/24/89	477.7	457.2	470.5	607.7	611.9
8/25/89	482.8	462.8	475.4	592.9	602.1
8/26/89	487.1	465.8	479.7	593.6	596.8
8/27/89	492.9	471.0	485.4	585.4	597.6

## Daily DSM2

Date	Avg Of H3-DB6	Avg Of H4-DB5	Avg Of H4-DB6	Avg Of NAA-DB5	Avg Of NAA-DB6
8/28/89	500.7	478.1	493.2	585.9	604.7
8/29/89	512.2	486.7	504.7	597.3	615.1
8/30/89	527.4	501.7	519.9	604.3	626.8
8/31/89	540.1	516.6	533.1	629.1	645.8
9/1/89	548.8	520.9	542.5	649.2	662.6
9/2/89	560.4	530.3	554.2	661.3	679.4
9/3/89	574.3	544.4	568.5	672.6	695.4
9/4/89	588.1	556.2	582.4	681.9	711.5
9/5/89	605.0	571.7	599.7	696.5	729.2
9/6/89	618.7	586.0	613.9	707.6	746.5
9/7/89	629.2	600.7	624.6	724.5	767.7
9/8/89	638.9	611.2	635.2	746.1	794.0
9/9/89	645.7	616.3	642.8	767.6	822.0
9/10/89	650.1	620.7	647.6	794.7	852.4
9/11/89	651.7	624.8	649.7	821.1	883.6
9/12/89	654.4	629.7	653.0	847.6	921.4
9/13/89	663.6	637.1	662.8	877.2	965.0
9/14/89	673.5	648.8	673.3	904.2	999.8
9/15/89	686.9	657.7	687.3	927.5	1035.9
9/16/89	706.0	677.4	706.7	960.8	1055.0
9/17/89	717.4	690.1	717.6	970.7	1057.0
9/18/89	721.0	693.2	719.6	988.4	1060.8
9/19/89	725.7	696.8	721.9	1001.6	1066.4
9/20/89	737.4	705.0	731.0	1007.5	1069.5
9/21/89	755.5	717.0	747.8	1006.5	1061.6
9/22/89	773.3	732.7	766.0	996.4	1044.9
9/23/89	792.3	752.8	788.1	983.0	1024.7
9/24/89	807.1	775.0	804.8	972.4	1006.5
9/25/89	813.8	782.6	812.4	968.7	994.2
9/26/89	821.2	789.1	820.5	963.8	976.1
9/27/89	830.2	797.4	829.8	957.5	961.0
9/28/89	838.4	803.7	837.9	944.2	947.6
9/29/89	841.8	808.1	841.5	931.3	928.3
9/30/89	848.1	817.3	847.0	914.5	915.3
10/1/89	847.2	814.7	844.7	888.8	909.5
10/2/89	834.5	808.4	831.8	873.9	896.6
10/3/89	827.6	798.4	824.8	857.2	886.3
10/4/89	830.3	797.4	827.6	850.8	879.4
10/5/89	830.9	799.1	828.4	844.0	873.8
10/6/89	825.2	798.9	822.5	839.9	869.0
10/7/89	819.8	795.5	817.1	839.4	863.8
10/8/89	817.0	792.1	814.3	834.7	857.5
10/9/89	812.9	789.6	810.1	828.1	851.4
10/10/89	806.0	782.6	803.0	822.4	854.7
10/11/89	797.3	776.0	794.2	822.3	859.5

## Daily DSM2

Date	Avg Of H3-DB6	Avg Of H4-DB5	Avg Of H4-DB6	Avg Of NAA-DB5	Avg Of NAA-DB6
10/12/89	787.9	766.3	784.8	829.9	862.8
10/13/89	776.7	758.2	773.6	835.1	871.3
10/14/89	766.6	745.9	763.5	837.2	873.8
10/15/89	760.8	738.8	757.5	842.1	875.7
10/16/89	756.4	734.3	753.0	845.8	876.2
10/17/89	748.9	727.1	745.2	845.3	875.5
10/18/89	740.8	718.3	737.1	846.5	878.6
10/19/89	732.2	711.5	728.3	852.3	884.4
10/20/89	722.5	704.1	718.5	860.9	892.7
10/21/89	712.8	696.2	708.6	865.4	897.6
10/22/89	702.7	684.9	698.1	863.2	908.0
10/23/89	697.7	682.6	692.9	870.9	909.6
10/24/89	688.0	671.3	683.2	875.8	917.0
10/25/89	680.1	666.7	675.1	879.1	923.5
10/26/89	673.3	656.6	668.3	884.1	930.8
10/27/89	669.9	654.8	664.8	885.0	922.7
10/28/89	667.2	650.6	661.7	874.7	905.6
10/29/89	663.0	645.5	657.7	850.1	873.5
10/30/89	656.3	639.6	651.2	816.9	839.8
10/31/89	646.8	630.8	642.6	784.1	808.1
11/1/89	637.0	623.8	633.1	765.5	790.3
11/2/89	622.1	614.9	619.4	751.1	773.4
11/3/89	606.4	599.6	604.5	738.1	761.6
11/4/89	591.5	585.6	590.0	727.1	751.7
11/5/89	579.5	573.4	579.2	722.0	744.1
11/6/89	568.8	566.2	569.3	723.1	736.8
11/7/89	558.1	555.2	559.1	712.3	732.2
11/8/89	547.7	545.0	549.4	709.6	728.7
11/9/89	537.8	537.1	539.6	704.4	723.2
11/10/89	530.5	528.6	532.1	698.3	719.8
11/11/89	526.8	525.9	528.1	698.1	717.9
11/12/89	525.4	524.4	526.4	696.3	715.7
11/13/89	523.2	520.1	523.8	692.7	713.2
11/14/89	521.5	516.6	521.4	691.2	712.8
11/15/89	521.7	515.2	521.0	691.3	714.3
11/16/89	522.2	513.5	521.0	691.5	716.0
11/17/89	525.3	517.9	523.6	698.0	717.9
11/18/89	529.5	520.4	527.3	701.7	722.2
11/19/89	535.3	525.5	532.4	709.3	730.0
11/20/89	544.2	535.3	540.9	723.2	739.3
11/21/89	549.9	538.9	545.9	725.5	743.2
11/22/89	556.6	542.3	551.9	726.2	748.9
11/23/89	562.9	549.3	558.1	731.1	753.9
11/24/89	567.1	552.7	562.4	731.1	755.1
11/25/89	569.1	554.7	564.7	730.0	753.0

## Daily DSM2

Date	Avg Of H3-DB6	Avg Of H4-DB5	Avg Of H4-DB6	Avg Of NAA-DB5	Avg Of NAA-DB6
11/26/89	569.8	556.2	565.9	727.4	750.4
11/27/89	572.6	557.1	568.7	727.8	751.2
11/28/89	575.7	561.9	572.1	730.2	751.5
11/29/89	577.0	563.4	573.9	728.1	749.0
11/30/89	576.5	565.5	574.8	724.1	743.6
12/1/89	574.7	566.3	576.8	719.6	734.8
12/2/89	576.2	570.7	582.7	716.0	732.9
12/3/89	576.7	575.4	586.2	714.9	729.5
12/4/89	577.6	579.0	588.4	716.5	727.0
12/5/89	581.6	585.7	595.2	717.6	729.7
12/6/89	587.9	590.8	602.2	720.5	734.8
12/7/89	594.9	596.6	608.8	723.6	740.6
12/8/89	597.6	597.8	611.5	722.5	739.8
12/9/89	598.3	599.4	611.8	721.8	737.0
12/10/89	597.0	599.1	609.3	719.1	732.2
12/11/89	594.9	596.8	606.0	713.7	726.5
12/12/89	593.6	595.0	604.2	709.9	721.6
12/13/89	592.0	593.0	602.8	706.4	716.9
12/14/89	590.1	591.4	601.7	701.6	711.3
12/15/89	588.9	592.1	603.0	696.5	706.4
12/16/89	588.3	594.2	604.2	693.5	702.5
12/17/89	588.4	596.4	606.2	691.6	699.8
12/18/89	590.8	602.0	611.5	693.0	700.7
12/19/89	594.9	606.5	617.8	695.5	703.3
12/20/89	601.4	613.0	627.5	695.9	707.9
12/21/89	609.0	621.1	639.2	699.5	714.0
12/22/89	616.3	630.4	649.0	702.8	719.5
12/23/89	625.7	642.1	658.7	710.7	726.6
12/24/89	632.5	650.6	664.6	716.9	731.4
12/25/89	636.3	653.9	666.4	719.4	732.8
12/26/89	636.0	652.6	664.9	716.8	729.8
12/27/89	633.6	650.4	663.3	714.0	724.8
12/28/89	630.4	648.3	663.0	709.2	719.7
12/29/89	628.4	648.8	665.7	704.3	716.1
12/30/89	628.5	653.9	673.5	702.4	714.4
12/31/89	641.4	670.9	696.6	706.4	726.0
1/1/90	662.0	698.6	718.8	727.7	745.9
1/2/90	681.8	717.1	738.2	745.6	764.8
1/3/90	702.4	736.4	761.7	762.9	783.9
1/4/90	720.1	755.9	782.1	777.7	800.7
1/5/90	733.1	771.0	798.9	788.3	812.1
1/6/90	732.4	777.6	798.9	791.5	809.2
1/7/90	724.5	775.8	790.2	786.0	798.6
1/8/90	714.3	764.4	778.2	773.8	785.7
1/9/90	706.4	755.4	768.4	763.4	775.2

## Daily DSM2

Date	Avg Of H3-DB6	Avg Of H4-DB5	Avg Of H4-DB6	Avg Of NAA-DB5	Avg Of NAA-DB6
1/10/90	702.9	751.1	763.8	757.6	769.7
1/11/90	701.9	748.1	761.5	753.2	767.1
1/12/90	702.1	747.5	760.2	753.2	766.3
1/13/90	701.5	745.5	757.8	751.1	764.0
1/14/90	701.6	745.0	756.4	751.3	763.1
1/15/90	704.0	747.3	758.1	753.8	765.3
1/16/90	704.6	746.8	757.5	753.7	766.1
1/17/90	702.3	744.2	753.7	751.8	763.4
1/18/90	694.7	736.8	744.3	743.7	754.8
1/19/90	679.7	723.7	726.8	732.1	737.7
1/20/90	661.1	702.0	705.4	710.8	716.6
1/21/90	638.9	677.8	680.1	686.5	690.7
1/22/90	620.3	658.1	658.7	666.2	668.7
1/23/90	601.0	642.4	636.8	649.8	646.0
1/24/90	582.1	622.5	615.3	629.0	623.9
1/25/90	568.5	608.0	599.6	612.1	607.1
1/26/90	564.4	600.3	594.4	604.1	601.0
1/27/90	551.1	588.1	579.3	590.0	584.9
1/28/90	539.5	575.1	566.2	576.1	570.8
1/29/90	527.5	563.4	552.6	562.4	556.0
1/30/90	522.1	551.3	546.1	550.5	548.8
1/31/90	515.2	542.8	538.2	542.0	540.7
2/1/90	515.4	543.1	537.5	541.2	535.9
2/2/90	498.5	529.1	518.9	521.8	511.7
2/3/90	487.0	516.0	506.5	506.4	499.2
2/4/90	486.9	515.6	505.9	502.7	495.4
2/5/90	478.7	507.6	496.6	491.8	483.1
2/6/90	478.9	505.9	496.4	487.4	479.3
2/7/90	473.9	500.7	490.4	479.0	470.3
2/8/90	469.8	494.8	485.4	471.1	464.1
2/9/90	468.4	493.6	483.1	468.0	459.9
2/10/90	460.4	485.4	474.1	459.9	449.6
2/11/90	453.9	477.7	466.6	450.1	442.7
2/12/90	454.2	478.2	466.3	449.1	440.2
2/13/90	452.7	476.4	464.2	445.6	436.6
2/14/90	446.6	470.1	457.4	437.2	429.5
2/15/90	426.0	456.3	435.5	428.1	407.7
2/16/90	425.6	451.3	434.9	422.0	407.2
2/17/90	421.6	448.7	430.4	408.8	400.9
2/18/90	427.0	451.4	436.1	404.7	397.9
2/19/90	421.5	446.5	429.8	399.7	392.2
2/20/90	417.8	442.7	425.3	397.6	387.9
2/21/90	419.8	444.6	426.9	397.4	385.5
2/22/90	425.1	450.3	431.8	398.5	385.6
2/23/90	428.0	452.0	434.5	396.7	386.0

## Daily DSM2

Date	Avg Of H3-DB6	Avg Of H4-DB5	Avg Of H4-DB6	Avg Of NAA-DB5	Avg Of NAA-DB6
2/24/90	427.2	449.8	433.1	395.0	383.4
2/25/90	425.7	449.0	431.3	391.1	380.9
2/26/90	424.9	447.1	430.1	389.2	378.5
2/27/90	422.2	445.0	427.1	385.8	375.8
2/28/90	422.7	442.1	427.3	381.2	373.8
3/1/90	433.0	447.1	437.4	386.4	380.6
3/2/90	443.4	457.4	447.7	393.7	388.0
3/3/90	452.0	466.9	456.1	400.3	393.8
3/4/90	460.1	474.3	464.2	405.5	399.4
3/5/90	469.3	482.3	473.4	412.1	406.0
3/6/90	473.2	487.3	477.1	414.3	407.2
3/7/90	478.2	491.5	482.0	417.3	410.2
3/8/90	483.1	495.7	486.9	420.5	413.5
3/9/90	485.2	497.7	488.9	420.5	413.8
3/10/90	487.8	499.1	491.4	421.3	415.2
3/11/90	492.1	503.6	495.7	425.1	419.0
3/12/90	497.3	507.4	501.0	428.9	423.6
3/13/90	500.6	511.3	504.1	431.8	425.7
3/14/90	499.8	512.4	503.1	430.9	423.8
3/15/90	495.3	508.7	498.3	426.7	419.5
3/16/90	489.6	504.4	492.5	423.2	415.5
3/17/90	485.1	500.5	487.9	420.6	412.3
3/18/90	483.7	499.9	486.3	420.6	411.5
3/19/90	485.4	500.7	487.9	421.2	412.2
3/20/90	483.3	499.3	485.6	419.4	410.0
3/21/90	480.8	495.5	483.0	416.6	408.0
3/22/90	482.3	494.9	484.4	417.1	409.4
3/23/90	484.7	496.9	486.8	418.6	411.1
3/24/90	487.4	499.0	489.5	420.7	413.2
3/25/90	491.1	502.4	493.1	423.3	416.1
3/26/90	490.5	502.5	492.4	422.5	414.9
3/27/90	485.9	499.9	487.7	419.5	410.9
3/28/90	483.3	496.3	485.1	417.0	409.0
3/29/90	481.6	495.2	483.2	416.4	407.8
3/30/90	482.6	494.9	484.2	416.7	409.2
3/31/90	483.9	496.3	485.4	418.3	410.2
4/1/90	488.2	499.6	489.7	421.3	413.7
4/2/90	489.8	500.4	491.1	422.3	415.1
4/3/90	487.8	499.6	489.1	422.9	415.2
4/4/90	486.9	498.8	488.0	424.7	417.2
4/5/90	486.6	497.6	487.7	426.2	419.1
4/6/90	485.2	496.4	486.2	426.7	419.3
4/7/90	485.8	495.2	486.8	427.0	420.9
4/8/90	488.7	497.8	489.7	430.2	424.0
4/9/90	489.7	499.4	490.7	431.0	424.4

## Daily DSM2

Date	Avg Of H3-DB6	Avg Of H4-DB5	Avg Of H4-DB6	Avg Of NAA-DB5	Avg Of NAA-DB6
4/10/90	489.2	499.7	490.1	431.1	424.6
4/11/90	485.3	497.1	486.2	429.4	422.1
4/12/90	480.2	493.1	481.0	426.8	418.9
4/13/90	474.4	486.9	475.1	422.9	415.4
4/14/90	467.5	481.7	468.2	419.9	411.2
4/15/90	458.5	474.1	459.1	414.5	404.8
4/16/90	462.2	474.4	462.8	416.2	408.5
4/17/90	468.4	478.3	468.9	420.8	413.7
4/18/90	473.2	481.6	473.7	425.0	418.5
4/19/90	475.4	484.7	475.9	428.2	421.1
4/20/90	474.5	484.8	475.0	428.2	421.0
4/21/90	472.5	483.1	472.9	427.3	419.9
4/22/90	468.0	478.9	468.5	423.2	415.8
4/23/90	468.4	478.3	468.9	422.7	415.8
4/24/90	471.3	480.1	471.7	423.1	417.1
4/25/90	469.2	479.9	469.6	421.9	414.7
4/26/90	463.7	475.1	464.1	417.8	410.5
4/27/90	460.9	471.6	461.3	416.0	409.3
4/28/90	461.6	471.3	462.0	418.3	411.4
4/29/90	464.4	473.4	464.8	422.2	415.2
4/30/90	467.0	475.0	467.4	425.1	419.5
5/1/90	465.3	474.5	466.4	426.9	420.6
5/2/90	462.7	472.6	465.0	426.7	420.7
5/3/90	460.1	471.4	463.6	426.7	420.5
5/4/90	456.9	469.4	461.4	425.9	419.6
5/5/90	453.0	466.0	458.4	423.8	417.9
5/6/90	447.8	462.1	454.1	421.3	415.0
5/7/90	441.8	457.3	448.5	417.9	411.0
5/8/90	434.2	450.4	441.5	412.7	405.8
5/9/90	428.9	445.4	436.4	409.6	402.7
5/10/90	426.3	442.5	433.4	409.0	401.7
5/11/90	426.5	441.1	433.6	410.1	403.4
5/12/90	426.8	441.9	434.0	411.7	405.2
5/13/90	425.1	440.0	432.4	411.4	404.8
5/14/90	428.0	441.7	435.5	414.7	408.7
5/15/90	431.0	444.0	438.7	417.8	412.0
5/16/90	431.6	446.0	440.1	419.2	413.1
5/17/90	430.0	445.4	439.2	418.4	412.2
5/18/90	426.4	442.4	436.0	415.8	409.8
5/19/90	419.7	436.3	429.0	410.1	403.5
5/20/90	417.3	433.0	426.0	407.3	400.8
5/21/90	414.4	428.0	421.8	401.8	396.2
5/22/90	412.9	424.8	419.0	397.9	392.6
5/23/90	414.7	425.5	419.9	398.1	393.0
5/24/90	416.8	426.2	421.1	398.8	394.2



## Daily DSM2

Date	Avg Of H3-DB6	Avg Of H4-DB5	Avg Of H4-DB6	Avg Of NAA-DB5	Avg Of NAA-DB6
5/25/90	419.8	428.3	423.8	401.2	396.8
5/26/90	419.9	428.4	423.5	400.9	396.0
5/27/90	421.4	429.4	425.1	401.1	396.8
5/28/90	427.5	434.8	431.3	407.7	403.4
5/29/90	431.2	438.8	435.3	411.4	407.0
5/30/90	433.4	441.2	437.7	412.9	408.7
5/31/90	435.8	444.0	440.0	414.1	409.6
6/1/90	435.9	444.4	439.3	412.1	406.7
6/2/90	435.0	442.4	437.1	407.9	402.5
6/3/90	434.9	440.7	435.6	404.7	399.8
6/4/90	435.5	439.6	434.7	402.5	398.5
6/5/90	436.4	438.8	434.4	401.6	397.9
6/6/90	437.8	440.1	434.8	402.3	398.3
6/7/90	438.6	439.6	434.7	402.2	398.5
6/8/90	438.1	439.2	433.4	401.8	397.4
6/9/90	438.7	438.8	433.7	402.1	397.8
6/10/90	441.0	440.8	436.1	404.1	400.2
6/11/90	441.7	442.3	436.7	406.0	401.1
6/12/90	441.3	441.7	436.2	406.4	401.6
6/13/90	440.1	440.9	434.9	406.7	401.2
6/14/90	439.7	440.5	434.4	407.8	402.3
6/15/90	438.2	439.4	432.8	407.1	401.4
6/16/90	434.0	434.7	428.3	402.5	396.9
6/17/90	430.8	431.6	424.8	398.1	392.7
6/18/90	428.8	428.4	422.6	394.7	389.6
6/19/90	425.2	424.7	418.8	389.7	385.1
6/20/90	423.7	423.1	417.2	387.2	383.2
6/21/90	424.6	423.8	418.0	387.5	383.9
6/22/90	426.2	425.1	419.8	389.4	385.8
6/23/90	428.3	427.1	422.0	392.3	388.5
6/24/90	431.2	429.7	425.0	396.2	392.4
6/25/90	432.7	431.8	426.6	399.9	395.3
6/26/90	433.0	431.5	426.7	401.1	397.0
6/27/90	432.9	431.2	426.5	402.4	398.3
6/28/90	432.4	429.8	425.6	402.5	399.1
6/29/90	432.7	429.3	425.4	402.7	400.3
6/30/90	432.9	427.3	423.3	403.6	403.1
7/1/90	442.5	428.5	430.2	419.1	424.0
7/2/90	452.5	435.6	439.3	436.8	445.4
7/3/90	461.9	445.1	448.2	451.7	460.9
7/4/90	470.4	451.4	456.2	463.1	473.6
7/5/90	478.3	457.8	463.9	475.5	487.7
7/6/90	486.9	465.3	472.5	489.5	504.7
7/7/90	494.8	472.5	480.7	507.2	524.2
7/8/90	503.4	479.9	489.6	527.0	548.4

## Daily DSM2

Date	Avg Of H3-DB6	Avg Of H4-DB5	Avg Of H4-DB6	Avg Of NAA-DB5	Avg Of NAA-DB6
7/9/90	513.5	489.6	500.3	551.4	577.4
7/10/90	526.7	502.4	513.4	580.3	612.5
7/11/90	541.3	516.7	528.4	613.2	647.8
7/12/90	559.6	533.0	546.6	646.9	683.9
7/13/90	581.2	553.1	568.7	672.6	720.7
7/14/90	605.2	573.4	592.5	697.6	750.3
7/15/90	623.9	590.8	610.6	716.9	766.7
7/16/90	638.6	602.5	624.6	736.4	781.0
7/17/90	651.4	616.0	636.6	755.5	795.7
7/18/90	662.3	628.6	647.1	776.6	814.0
7/19/90	667.5	634.7	653.6	798.0	837.7
7/20/90	675.7	641.8	662.5	824.5	864.6
7/21/90	682.4	650.7	670.1	852.5	896.9
7/22/90	695.5	663.0	683.1	884.1	935.5
7/23/90	714.0	677.1	701.6	919.1	970.9
7/24/90	730.3	694.1	718.3	944.6	995.5
7/25/90	747.6	713.8	736.2	963.0	1013.3
7/26/90	768.0	733.2	757.4	976.2	1026.7
7/27/90	788.5	750.7	779.0	977.4	1038.5
7/28/90	806.8	766.3	796.2	974.3	1035.9
7/29/90	816.9	772.6	804.4	972.3	1020.5
7/30/90	818.3	775.1	806.3	964.1	1003.4
7/31/90	815.2	772.9	802.1	946.0	978.8
8/1/90	806.3	767.2	793.3	932.0	960.7
8/2/90	791.4	755.4	782.2	911.4	942.4
8/3/90	774.9	743.7	765.6	898.4	924.1
8/4/90	763.1	732.1	754.3	887.2	913.2
8/5/90	755.6	726.4	746.8	882.9	907.4
8/6/90	750.8	720.1	742.7	878.9	904.1
8/7/90	745.9	718.9	737.9	876.8	898.9
8/8/90	744.4	717.7	737.1	876.5	895.7
8/9/90	746.2	719.4	739.1	870.9	893.3
8/10/90	747.8	720.9	739.6	868.4	888.5
8/11/90	750.4	722.6	741.5	865.4	884.8
8/12/90	753.4	723.9	745.6	861.1	881.7
8/13/90	756.2	726.6	751.5	855.3	877.6
8/14/90	755.4	729.2	751.8	846.6	869.4
8/15/90	750.4	726.0	746.6	836.0	856.2
8/16/90	744.4	720.6	741.1	821.7	841.0
8/17/90	738.7	717.2	736.7	808.7	826.5
8/18/90	734.4	713.5	732.9	795.0	813.6
8/19/90	731.6	711.4	730.5	784.6	802.9
8/20/90	729.8	710.5	728.9	784.1	795.0
8/21/90	733.8	713.1	733.0	774.3	791.7
8/22/90	743.3	721.5	742.4	775.5	791.5

## Daily DSM2

Date	Avg Of H3-DB6	Avg Of H4-DB5	Avg Of H4-DB6	Avg Of NAA-DB5	Avg Of NAA-DB6
8/23/90	750.9	727.6	748.7	777.6	790.2
8/24/90	756.2	733.3	753.6	771.9	788.3
8/25/90	764.7	739.0	762.0	770.1	787.4
8/26/90	772.8	744.2	771.4	766.4	788.2
8/27/90	776.7	748.4	776.9	765.0	786.0
8/28/90	777.9	753.3	779.7	759.2	781.0
8/29/90	775.9	753.0	778.9	753.0	773.7
8/30/90	771.7	749.5	775.7	745.3	763.6
8/31/90	761.9	743.6	765.6	733.1	750.9
9/1/90	749.4	733.8	754.3	721.0	738.4
9/2/90	748.2	727.5	748.1	712.4	731.6
9/3/90	745.1	720.8	742.5	703.4	722.9
9/4/90	742.7	719.1	739.5	697.5	716.2
9/5/90	741.7	719.9	738.5	696.8	712.5
9/6/90	743.1	720.5	740.1	693.0	711.4
9/7/90	748.2	724.7	745.1	695.2	712.6
9/8/90	753.8	729.4	751.3	695.3	714.8
9/9/90	758.1	733.8	755.6	695.9	716.4
9/10/90	761.3	738.3	759.5	698.2	717.8
9/11/90	764.8	739.3	763.9	696.0	718.7
9/12/90	768.6	743.1	769.0	696.0	718.7
9/13/90	767.5	748.2	770.4	694.5	715.6
9/14/90	762.4	747.6	767.3	690.1	709.7
9/15/90	761.6	747.7	767.6	689.2	707.7
9/16/90	762.7	749.0	770.2	687.0	708.4
9/17/90	764.2	752.5	772.9	692.2	709.9
9/18/90	768.5	755.9	777.2	695.1	714.5
9/19/90	775.2	761.0	785.1	699.5	720.7
9/20/90	782.6	771.0	793.5	706.4	727.7
9/21/90	788.4	775.3	798.7	711.8	735.1
9/22/90	798.8	781.8	808.9	718.9	746.4
9/23/90	816.1	793.8	824.8	731.4	762.5
9/24/90	833.1	808.3	842.6	746.7	776.1
9/25/90	845.7	823.1	854.4	760.0	789.0
9/26/90	854.9	832.9	862.5	769.7	799.5
9/27/90	859.4	837.0	866.6	774.0	805.5
9/28/90	865.0	841.9	872.2	780.0	811.6
9/29/90	869.0	847.3	876.5	786.5	815.5
9/30/90	872.1	852.0	877.3	794.6	823.4
10/1/90	864.9	846.8	867.7	800.2	831.0
10/2/90	856.9	838.2	857.9	810.3	838.6
10/3/90	854.8	834.4	853.2	822.6	853.3
10/4/90	856.2	832.1	851.9	838.1	868.6
10/5/90	859.2	832.7	852.7	849.8	883.8
10/6/90	861.3	834.8	852.7	864.6	896.5

## Daily DSM2

Date	Avg Of H3-DB6	Avg Of H4-DB5	Avg Of H4-DB6	Avg Of NAA-DB5	Avg Of NAA-DB6
10/7/90	860.3	832.9	850.7	874.2	906.3
10/8/90	861.0	831.3	850.0	884.3	920.5
10/9/90	863.5	831.8	849.0	907.4	941.0
10/10/90	867.8	835.0	849.1	928.0	958.5
10/11/90	871.2	835.0	849.4	937.3	970.0
10/12/90	877.6	833.6	852.4	953.6	987.9
10/13/90	888.3	841.5	860.2	973.4	1006.7
10/14/90	895.7	848.1	865.8	987.2	1019.6
10/15/90	912.3	857.5	879.9	998.3	1036.8
10/16/90	936.3	876.1	901.9	1019.4	1059.0
10/17/90	954.7	892.0	919.5	1031.5	1077.2
10/18/90	963.4	900.7	928.0	1041.3	1089.1
10/19/90	965.7	907.1	930.2	1054.1	1097.6
10/20/90	967.5	905.8	931.1	1060.7	1109.0
10/21/90	973.4	908.7	935.5	1076.2	1126.2
10/22/90	970.1	907.1	931.9	1081.5	1130.3
10/23/90	962.5	901.2	924.7	1083.0	1131.7
10/24/90	954.3	894.0	916.8	1086.3	1133.8
10/25/90	945.4	888.8	908.3	1091.7	1134.2
10/26/90	938.9	883.4	902.2	1094.3	1135.5
10/27/90	931.3	877.8	895.9	1093.3	1132.8
10/28/90	920.7	868.1	886.8	1089.7	1129.3
10/29/90	909.3	860.4	875.8	1087.8	1126.2
10/30/90	896.5	844.7	862.6	1079.3	1126.0
10/31/90	883.9	831.5	849.0	1075.7	1118.3
11/1/90	875.9	819.6	838.4	1066.5	1110.4
11/2/90	867.4	810.3	828.8	1063.8	1107.2
11/3/90	858.2	799.4	818.7	1062.8	1106.6
11/4/90	848.1	788.5	808.1	1060.6	1104.3
11/5/90	836.6	778.7	796.5	1055.1	1095.3
11/6/90	825.6	767.6	785.2	1046.3	1084.8
11/7/90	817.8	759.2	776.1	1044.5	1079.5
11/8/90	814.2	759.2	771.0	1049.6	1083.2
11/9/90	813.7	753.6	768.7	1056.6	1092.0
11/10/90	814.3	752.7	768.4	1064.0	1101.1
11/11/90	814.5	752.3	768.4	1070.4	1107.3
11/12/90	814.7	750.0	767.9	1069.5	1111.0
11/13/90	813.4	747.7	767.0	1068.1	1109.6
11/14/90	811.1	748.0	764.5	1064.2	1102.9
11/15/90	811.6	743.3	764.2	1061.2	1105.0
11/16/90	813.6	746.6	765.3	1065.1	1107.4
11/17/90	819.3	747.4	769.9	1066.3	1114.5
11/18/90	827.4	754.5	777.8	1077.9	1125.2
11/19/90	825.6	757.1	776.2	1076.1	1114.2
11/20/90	824.7	754.1	775.1	1064.0	1104.8

## Daily DSM2

Date	Avg Of H3-DB6	Avg Of H4-DB5	Avg Of H4-DB6	Avg Of NAA-DB5	Avg Of NAA-DB6
11/21/90	830.9	756.5	779.0	1062.0	1105.9
11/22/90	841.4	763.3	787.8	1069.4	1115.8
11/23/90	850.6	777.3	796.7	1086.6	1123.2
11/24/90	859.3	786.2	806.3	1092.8	1128.6
11/25/90	862.7	793.3	810.8	1094.4	1125.8
11/26/90	865.1	793.5	813.3	1087.2	1121.4
11/27/90	875.3	798.3	821.5	1085.7	1127.4
11/28/90	887.2	805.9	831.2	1088.5	1135.8
11/29/90	900.8	813.2	842.7	1096.9	1145.5
11/30/90	903.6	820.4	845.5	1100.3	1133.9
12/1/90	896.4	821.5	842.7	1087.5	1109.0
12/2/90	897.4	824.0	847.3	1068.0	1089.2
12/3/90	901.2	830.1	853.4	1053.6	1071.1
12/4/90	902.6	833.6	855.9	1044.3	1056.1
12/5/90	905.6	836.5	859.9	1035.8	1043.6
12/6/90	912.6	845.5	867.9	1028.0	1033.5
12/7/90	932.0	864.7	887.0	1018.5	1023.7
12/8/90	958.0	887.5	912.2	1010.6	1019.2
12/9/90	985.4	906.3	938.1	1010.2	1021.1
12/10/90	1006.5	927.8	958.6	1011.8	1025.4
12/11/90	1019.9	941.6	972.3	1014.5	1029.1
12/12/90	1029.4	952.0	982.3	1018.1	1030.6
12/13/90	1044.0	963.6	998.0	1017.3	1032.5
12/14/90	1075.2	991.8	1028.2	1020.6	1041.7
12/15/90	1072.8	995.2	1026.4	1025.8	1041.2
12/16/90	1063.6	990.9	1018.4	1026.9	1039.4
12/17/90	1061.8	988.2	1018.0	1023.6	1036.1
12/18/90	1071.7	997.7	1028.9	1020.8	1032.5
12/19/90	1061.0	997.3	1019.1	1020.2	1026.7
12/20/90	1049.4	986.0	1008.7	1021.1	1023.5
12/21/90	1046.8	981.3	1008.6	1018.9	1019.3
12/22/90	1053.5	990.9	1017.1	1014.7	1014.0
12/23/90	1071.2	1008.2	1036.5	1006.0	1006.5
12/24/90	1096.8	1030.6	1062.3	995.3	999.7
12/25/90	1113.6	1044.4	1079.6	990.1	998.5
12/26/90	1119.8	1051.3	1087.5	986.6	995.5
12/27/90	1129.2	1060.3	1098.9	979.6	989.0
12/28/90	1121.1	1060.3	1091.6	973.4	980.7
12/29/90	1107.9	1052.6	1079.7	967.1	972.2
12/30/90	1099.6	1046.5	1072.8	958.6	962.3
12/31/90	1092.2	1044.7	1066.9	946.5	950.4
1/1/91	1078.4	1040.5	1053.2	935.7	939.6
1/2/91	1065.9	1033.6	1040.8	923.3	928.4
1/3/91	1055.3	1027.3	1030.2	911.5	914.9
1/4/91	1050.2	1023.6	1025.0	903.7	906.2

## Daily DSM2

Date	Avg Of H3-DB6	Avg Of H4-DB5	Avg Of H4-DB6	Avg Of NAA-DB5	Avg Of NAA-DB6
1/5/91	1045.8	1019.9	1020.4	897.7	899.8
1/6/91	1040.6	1013.8	1015.5	887.8	892.0
1/7/91	1036.1	1009.9	1011.3	879.7	886.3
1/8/91	1032.7	1001.4	1008.7	868.4	879.7
1/9/91	1031.2	1000.9	1007.5	867.9	875.9
1/10/91	1031.2	1002.4	1007.7	863.0	870.3
1/11/91	1030.6	1002.1	1007.4	858.4	864.4
1/12/91	1029.8	1001.6	1006.8	852.4	859.5
1/13/91	1029.5	1003.4	1006.6	849.0	855.0
1/14/91	1029.7	1003.0	1007.1	844.5	849.9
1/15/91	1028.9	1004.1	1006.6	837.4	843.5
1/16/91	1027.8	1004.0	1005.8	830.9	835.8
1/17/91	1026.4	1003.9	1004.8	823.2	827.6
1/18/91	1025.3	1004.2	1004.1	815.4	820.1
1/19/91	1025.0	1004.9	1004.0	810.9	813.3
1/20/91	1023.6	1004.8	1003.0	806.1	808.5
1/21/91	1023.1	1004.9	1002.7	803.6	805.9
1/22/91	1018.6	999.8	998.9	796.1	801.0
1/23/91	1013.5	995.0	994.4	792.4	797.7
1/24/91	1003.7	985.2	985.6	784.7	791.1
1/25/91	994.2	977.8	976.9	780.6	786.6
1/26/91	988.5	974.7	971.8	780.6	785.1
1/27/91	983.3	971.2	966.9	778.4	782.4
1/28/91	980.0	968.4	963.9	778.1	780.4
1/29/91	979.4	969.1	963.4	775.3	779.2
1/30/91	977.9	968.9	962.1	773.2	776.6
1/31/91	974.0	965.1	958.5	773.5	775.4
2/1/91	955.3	948.4	940.7	773.7	773.4
2/2/91	948.7	941.5	934.3	782.9	781.2
2/3/91	938.6	931.9	924.6	789.1	786.8
2/4/91	923.6	918.6	910.2	793.2	790.4
2/5/91	906.2	902.6	893.3	795.6	793.1
2/6/91	881.1	878.4	868.9	795.6	792.6
2/7/91	854.0	852.2	842.5	795.0	791.9
2/8/91	833.6	832.5	822.4	796.9	792.9
2/9/91	815.4	815.5	804.6	798.8	794.1
2/10/91	807.8	807.7	797.1	804.8	799.3
2/11/91	804.8	803.7	794.2	812.7	806.6
2/12/91	806.6	805.4	796.0	824.4	817.3
2/13/91	798.7	799.1	788.4	832.1	823.5
2/14/91	785.7	786.3	775.6	835.4	827.4
2/15/91	780.5	781.5	770.6	844.3	835.9
2/16/91	786.1	785.3	776.2	860.6	851.5
2/17/91	787.7	787.4	777.8	871.6	862.8
2/18/91	785.5	786.1	775.9	878.8	869.4

## Daily DSM2

Date	Avg Of H3-DB6	Avg Of H4-DB5	Avg Of H4-DB6	Avg Of NAA-DB5	Avg Of NAA-DB6
2/19/91	771.2	773.2	761.9	876.9	867.7
2/20/91	745.8	747.9	736.9	867.4	858.4
2/21/91	725.0	726.4	716.3	858.3	850.4
2/22/91	711.0	713.6	702.4	854.6	845.4
2/23/91	702.9	706.1	694.5	852.9	842.7
2/24/91	701.1	704.8	692.9	854.5	844.0
2/25/91	698.9	702.8	690.8	855.8	845.6
2/26/91	690.1	694.0	682.3	853.2	842.1
2/27/91	673.2	679.6	665.6	841.8	830.6
2/28/91	660.4	664.6	653.0	829.5	818.2
3/1/91	668.2	668.0	660.7	825.3	817.8
3/2/91	662.2	667.1	654.9	813.3	804.0
3/3/91	651.0	657.4	643.8	794.6	784.2
3/4/91	654.8	657.1	647.4	786.1	778.5
3/5/91	663.4	663.9	656.0	790.1	782.0
3/6/91	657.7	661.1	650.4	781.6	773.2
3/7/91	644.1	650.2	636.8	765.0	756.4
3/8/91	624.3	634.4	616.7	744.4	732.5
3/9/91	615.9	623.4	608.1	726.9	714.6
3/10/91	624.8	624.8	617.0	721.0	713.4
3/11/91	628.7	632.4	621.1	719.1	708.9
3/12/91	625.2	629.7	617.7	707.2	697.4
3/13/91	633.8	639.3	626.5	707.2	695.7
3/14/91	645.3	648.1	638.2	700.6	689.0
3/15/91	654.2	655.8	647.4	691.3	678.5
3/16/91	651.8	656.6	645.3	667.8	652.2
3/17/91	656.2	659.7	649.9	659.0	646.8
3/18/91	653.7	658.3	647.7	653.2	641.8
3/19/91	649.2	655.4	643.4	647.6	636.3
3/20/91	663.4	666.6	657.7	654.8	646.4
3/21/91	679.0	681.0	673.3	667.1	658.3
3/22/91	679.9	683.3	674.5	667.1	655.2
3/23/91	676.9	681.6	671.8	665.8	654.8
3/24/91	670.6	678.1	665.9	663.7	652.3
3/25/91	675.2	681.7	670.6	665.2	653.0
3/26/91	689.6	693.5	684.8	676.2	666.2
3/27/91	706.8	711.1	702.0	693.4	683.6
3/28/91	720.1	724.9	715.4	704.8	694.6
3/29/91	727.1	731.6	722.6	707.9	698.0
3/30/91	731.5	735.9	727.1	708.2	698.2
3/31/91	731.4	736.2	727.3	705.9	695.5
4/1/91	735.1	740.1	732.1	714.4	704.7
4/2/91	730.3	735.7	728.1	717.7	707.7
4/3/91	713.8	721.1	711.7	716.1	706.5
4/4/91	685.4	698.7	683.7	709.2	699.0

## Daily DSM2

Date	Avg Of H3-DB6	Avg Of H4-DB5	Avg Of H4-DB6	Avg Of NAA-DB5	Avg Of NAA-DB6
4/5/91	652.1	670.5	650.9	697.7	685.3
4/6/91	644.7	656.7	642.8	696.9	685.6
4/7/91	637.9	650.0	635.8	695.0	683.7
4/8/91	627.0	640.1	624.6	688.2	676.7
4/9/91	616.3	627.9	614.1	679.9	668.0
4/10/91	606.9	620.5	604.8	670.0	657.3
4/11/91	595.6	612.7	593.6	655.7	641.1
4/12/91	584.7	602.2	582.8	638.1	623.3
4/13/91	576.8	593.2	575.1	622.4	608.7
4/14/91	567.7	585.1	566.0	608.6	594.5
4/15/91	560.9	576.0	559.3	597.3	585.0
4/16/91	559.4	572.8	557.6	596.3	583.4
4/17/91	556.5	570.2	554.8	594.8	582.7
4/18/91	548.5	563.1	547.1	591.6	580.0
4/19/91	537.9	554.2	536.7	588.3	575.9
4/20/91	537.5	550.6	536.1	591.0	579.8
4/21/91	536.2	548.8	534.6	593.1	582.7
4/22/91	528.8	543.7	527.2	592.3	581.1
4/23/91	520.7	534.2	519.0	589.3	578.8
4/24/91	514.1	527.2	512.6	587.8	576.6
4/25/91	507.5	520.3	505.8	583.8	573.0
4/26/91	504.2	516.0	502.4	583.0	572.6
4/27/91	495.1	507.8	493.4	577.9	567.1
4/28/91	479.8	494.3	478.3	567.8	554.8
4/29/91	464.8	478.8	463.5	553.5	539.5
4/30/91	457.0	469.2	456.3	542.5	529.7
5/1/91	451.7	462.5	451.8	535.1	523.3
5/2/91	450.1	461.1	450.5	532.4	521.5
5/3/91	449.9	460.5	450.6	532.6	523.3
5/4/91	446.9	457.8	446.9	531.9	521.8
5/5/91	440.8	452.2	440.4	527.8	517.1
5/6/91	432.3	444.3	431.9	521.3	509.1
5/7/91	424.5	435.8	424.2	512.5	500.1
5/8/91	420.0	430.8	419.8	504.5	492.7
5/9/91	415.0	426.3	414.9	494.8	482.6
5/10/91	408.2	420.1	408.0	480.2	467.5
5/11/91	407.8	416.4	407.6	470.5	460.1
5/12/91	405.7	414.7	405.6	463.1	452.9
5/13/91	404.1	411.4	403.9	457.6	448.2
5/14/91	402.4	411.0	402.6	454.7	444.7
5/15/91	400.2	407.3	400.4	449.3	440.9
5/16/91	403.1	408.3	403.2	451.9	444.7
5/17/91	406.8	411.6	407.0	457.3	450.6
5/18/91	407.2	412.5	407.5	459.6	452.4
5/19/91	404.0	410.4	403.7	456.2	448.3



## Daily DSM2

Date	Avg Of H3-DB6	Avg Of H4-DB5	Avg Of H4-DB6	Avg Of NAA-DB5	Avg Of NAA-DB6
5/20/91	400.3	405.9	399.8	450.4	442.3
5/21/91	398.4	403.8	398.0	445.3	436.9
5/22/91	399.3	404.6	399.0	441.5	433.5
5/23/91	401.2	405.8	400.9	437.2	429.4
5/24/91	402.8	407.6	402.6	432.3	424.9
5/25/91	404.9	408.4	404.6	428.0	421.4
5/26/91	406.3	410.1	405.9	424.9	417.9
5/27/91	408.1	411.5	407.6	423.5	416.4
5/28/91	409.1	411.8	408.7	420.1	414.1
5/29/91	410.3	412.8	410.0	418.9	412.8
5/30/91	412.2	414.4	411.7	418.8	413.0
5/31/91	412.6	415.5	412.0	411.6	405.0
6/1/91	412.5	415.0	411.9	390.3	382.8
6/2/91	415.3	417.5	414.7	380.5	374.2
6/3/91	416.9	418.9	416.3	375.5	367.6
6/4/91	418.5	420.7	418.0	371.3	364.2
6/5/91	420.6	423.0	420.1	370.5	362.8
6/6/91	422.8	425.4	422.4	369.8	360.8
6/7/91	423.9	426.7	423.5	365.1	357.4
6/8/91	425.5	427.7	425.1	362.5	356.2
6/9/91	426.9	428.7	426.4	360.3	355.5
6/10/91	427.0	428.5	426.5	357.1	353.1
6/11/91	426.8	427.7	426.3	353.4	351.4
6/12/91	427.2	427.9	426.6	352.2	351.7
6/13/91	427.7	428.9	427.2	354.1	352.6
6/14/91	428.8	429.8	428.3	355.5	355.1
6/15/91	430.6	431.7	430.1	357.5	358.2
6/16/91	431.9	433.3	431.3	361.5	361.6
6/17/91	433.1	433.4	432.4	366.0	367.4
6/18/91	435.8	435.8	435.1	372.9	374.3
6/19/91	439.5	438.7	438.7	379.0	381.0
6/20/91	444.9	442.7	444.0	384.6	387.7
6/21/91	450.8	447.8	449.8	387.8	392.4
6/22/91	455.8	452.0	454.7	390.4	395.8
6/23/91	459.0	455.4	457.9	392.5	397.6
6/24/91	461.8	458.1	460.7	393.6	399.6
6/25/91	463.3	459.4	462.2	393.8	400.5
6/26/91	464.8	460.2	463.6	396.5	403.1
6/27/91	466.0	461.7	464.9	398.5	406.3
6/28/91	466.7	463.2	465.6	402.3	409.1
6/29/91	467.0	463.7	465.9	405.4	412.5
6/30/91	468.4	464.5	467.4	416.0	424.3
7/1/91	473.3	468.6	472.8	430.9	443.0
7/2/91	480.5	475.3	480.3	446.9	459.8
7/3/91	488.2	482.3	488.1	461.5	475.8

## Daily DSM2

Date	Avg Of H3-DB6	Avg Of H4-DB5	Avg Of H4-DB6	Avg Of NAA-DB5	Avg Of NAA-DB6
7/4/91	497.7	489.5	497.5	474.2	491.0
7/5/91	506.8	499.1	506.7	484.2	502.6
7/6/91	513.4	504.6	513.2	493.3	511.3
7/7/91	518.2	509.6	518.0	499.3	516.5
7/8/91	521.1	512.6	520.8	505.5	521.4
7/9/91	522.7	514.2	522.4	513.1	529.5
7/10/91	523.3	514.9	523.0	524.0	539.8
7/11/91	522.7	515.2	522.5	536.3	554.1
7/12/91	522.7	515.9	522.5	551.7	571.5
7/13/91	524.0	516.4	524.1	570.9	590.9
7/14/91	527.6	519.6	528.0	589.0	610.7
7/15/91	534.1	526.7	534.9	608.7	629.4
7/16/91	542.7	534.8	543.8	620.6	643.3
7/17/91	553.1	545.1	554.5	628.9	654.4
7/18/91	564.9	553.5	566.4	635.0	661.7
7/19/91	573.8	563.2	575.3	638.1	665.2
7/20/91	579.0	567.6	580.5	642.9	667.8
7/21/91	584.2	571.6	585.7	645.9	670.6
7/22/91	589.1	576.8	590.5	650.9	674.6
7/23/91	590.7	579.4	592.1	655.5	680.1
7/24/91	591.2	579.9	592.6	662.8	686.7
7/25/91	592.3	580.7	593.7	670.8	696.5
7/26/91	593.0	583.1	594.5	681.9	708.0
7/27/91	594.3	584.6	595.8	693.4	720.0
7/28/91	598.1	586.9	599.8	706.2	734.0
7/29/91	603.7	593.2	605.7	718.3	747.6
7/30/91	610.0	600.1	612.1	730.7	759.3
7/31/91	615.7	604.7	618.9	737.6	762.8
8/1/91	622.3	613.1	627.1	738.1	760.1
8/2/91	631.2	620.8	636.5	736.2	760.5
8/3/91	641.1	630.2	644.8	740.5	763.7
8/4/91	647.8	633.6	649.7	741.0	764.3
8/5/91	649.4	636.2	650.8	740.6	761.1
8/6/91	647.1	635.8	649.0	737.2	755.8
8/7/91	644.3	634.0	646.5	732.8	750.3
8/8/91	642.5	633.0	645.1	729.9	746.3
8/9/91	643.4	632.7	645.6	727.5	744.3
8/10/91	645.9	635.8	647.5	728.3	744.5
8/11/91	649.4	637.2	650.3	728.7	745.3
8/12/91	657.7	640.7	657.6	730.5	751.6
8/13/91	672.5	654.5	673.4	743.4	765.4
8/14/91	685.4	670.4	688.7	756.8	777.2
8/15/91	697.1	684.8	703.4	766.2	786.5
8/16/91	709.9	697.2	717.6	771.8	794.6
8/17/91	724.5	709.9	731.9	778.2	801.7

## Daily DSM2

Date	Avg Of H3-DB6	Avg Of H4-DB5	Avg Of H4-DB6	Avg Of NAA-DB5	Avg Of NAA-DB6
8/18/91	737.9	722.1	743.5	782.2	804.0
8/19/91	742.4	727.1	746.9	778.1	798.3
8/20/91	743.7	728.8	747.8	771.9	791.0
8/21/91	741.8	729.2	746.0	763.8	781.2
8/22/91	742.6	726.8	746.6	755.2	773.1
8/23/91	742.1	727.9	745.7	746.1	763.0
8/24/91	738.1	725.0	742.0	736.6	751.9
8/25/91	734.6	721.0	738.5	727.3	742.1
8/26/91	733.3	720.3	737.2	719.9	734.3
8/27/91	733.6	720.7	737.7	715.3	728.5
8/28/91	734.0	722.3	738.7	710.6	722.9
8/29/91	734.9	721.9	740.6	704.2	718.2
8/30/91	735.6	724.6	741.6	700.7	713.7
8/31/91	741.1	726.7	744.5	696.8	710.0
9/1/91	748.7	728.5	748.9	689.9	706.8
9/2/91	747.6	728.4	748.2	684.7	700.4
9/3/91	743.8	725.9	745.3	676.5	691.5
9/4/91	742.6	726.8	744.6	670.7	684.5
9/5/91	737.8	722.7	739.9	662.4	675.9
9/6/91	731.6	717.4	733.4	655.5	666.6
9/7/91	733.4	718.2	734.8	651.2	662.6
9/8/91	744.9	725.8	745.7	652.7	666.2
9/9/91	755.9	736.6	756.2	658.4	672.1
9/10/91	769.3	744.3	769.0	662.4	679.7
9/11/91	787.9	759.7	787.0	672.3	691.6
9/12/91	806.6	777.2	805.1	683.8	704.6
9/13/91	825.0	793.7	823.0	696.6	717.6
9/14/91	843.2	810.9	840.7	709.5	731.1
9/15/91	860.9	826.7	858.0	721.3	745.0
9/16/91	876.4	837.7	873.2	731.5	758.7
9/17/91	886.2	851.8	882.8	744.0	768.1
9/18/91	891.6	861.0	888.0	752.3	773.6
9/19/91	897.9	864.1	894.1	755.5	779.2
9/20/91	904.9	870.5	901.0	761.1	785.1
9/21/91	907.8	876.8	903.8	766.6	788.3
9/22/91	909.8	876.9	905.8	768.2	790.9
9/23/91	919.6	885.6	915.6	776.3	800.0
9/24/91	932.6	894.6	928.3	784.2	811.6
9/25/91	941.5	904.3	937.2	794.1	820.4
9/26/91	948.8	910.5	944.4	800.1	828.0
9/27/91	957.2	918.5	952.6	808.1	836.5
9/28/91	962.2	924.8	957.5	814.6	842.2
9/29/91	962.9	929.6	958.0	820.1	844.3
9/30/91	1024.6	902.1	1018.7	796.1	893.8

**Daily DSM2**

Date	Avg Of H3-DB6	Avg Of H4-DB5	Avg Of H4-DB6	Avg Of NAA-DB5	Avg Of NAA-DB6
Average =	476.2	475.1	475.8	504.3	509.1