

Sacramento River Temperature Task Group Meeting

Aug 13, 2015

1:00 pm

Conference Line: 877-718-6527

Pass code: 1954134

Agenda

1. Introductions
2. Fishery update
3. Shasta TCD Curtain Update
4. Operation update
 - a. Temperature Summary ***
 - b. TCD 2014 and 2015 Snap Shot***
 - c. Temperature Model ***
5. Next meeting

***handout

Temperature and Release Summary for Shasta and Trinity - August 2015

(Updated twice a week November through April)

| Day | Sacramento River Water Temperatures in Degrees F Collected from CDEC (California Data Exchange Center) except for TCD, SPP and Control Point | | | | | | | | | | | | | | Mean Daily Release in CFS | | | Mean Daily Air Temp Degrees F | | | | |
|---------|---|----------------------------|--------|-------------------|------|------|------|------|------|------|--------------------------------|------|------|------|--------------------------------|-------------------------------------|-----------------------------|----------------------------------|------|------|------|--|
| | TCD Wt. Avg. | SHD minus TCD (Diff) | Shd | SPP Wt. Avg | Kwk | Bsf | Jlf | Bnd | Rdb | Lws | Control Point 4/1 Ccr | Igo | Sac | Dgc | Shasta Generation El 815 | Spring Crk Powerplant Release | Keswick Total Release | RDD | BSF | RDB | LWS | |
| Jul | | | | | | | | | | | | | | | | | | | | | | |
| Aug | | | | | | | | | | | | | | | | | | | | | | |
| 1 | 53.4 | (1.8) | 51.6 | 58.6 | 54.8 | 58.5 | 60.4 | 61.2 | 63.0 | 54.5 | 56.8 | 58.6 | 56.1 | 61.1 | 5,313 | 1,330 | 6,889 | 88.0 | 81.8 | 79.6 | 78.8 | |
| 2 | 53.8 | (1.9) | 51.9 | 58.6 | 54.8 | 58.3 | 59.8 | 60.8 | 63.1 | 53.7 | 56.0 | 57.8 | 55.5 | 60.1 | 5,472 | 1,330 | 6,908 | 84.5 | 79.7 | 77.8 | 74.4 | |
| 3 | 52.6 | (1.2) | 51.4 | 58.7 | 54.5 | 58.0 | 59.7 | 60.4 | 62.0 | 54.2 | 56.3 | 58.6 | 55.8 | 59.4 | 5,693 | 1,358 | 6,917 | 84.0 | 78.2 | 77.3 | 73.1 | |
| 4 | 53.4 | (1.2) | 52.2 | 58.7 | 54.8 | 58.0 | 59.3 | 60.1 | 61.9 | 53.4 | 56.0 | 57.8 | 55.8 | 59.6 | 5,187 | 1,565 | 6,915 | 78.5 | 71.5 | 71.0 | 70.6 | |
| 5 | 55.0 | (1.5) | 53.5 | 58.8 | 54.5 | 57.5 | 58.8 | 59.5 | 61.2 | 53.2 | 55.7 | 57.8 | 55.3 | 57.6 | 5,313 | 1,562 | 6,916 | 78.0 | 73.8 | 73.5 | 68.3 | |
| 6 | 54.7 | (1.7) | ? 53.0 | 58.8 | 55.3 | 57.6 | 58.9 | 59.5 | 61.1 | 53.5 | 56.2 | 58.1 | 55.9 | 57.5 | 5,409 | 1,543 | 6,916 | 82.5 | 76.3 | 76.7 | 69.8 | |
| 7 | 53.9 | (1.7) | 52.2 | 58.8 | 56.0 | 58.4 | 60.3 | 60.8 | 62.1 | 53.4 | 57.4 | 58.5 | # | 58.7 | 5,397 | 1,516 | 6,914 | 84.5 | 79.2 | 80.5 | 72.1 | |
| 8 | 53.9 | (2.0) | 51.9 | 58.8 | 55.8 | 58.9 | 60.9 | 61.1 | 63.3 | 53.0 | 57.4 | 58.2 | # | 57.2 | 5,423 | 1,545 | 6,914 | 81.0 | 74.8 | 75.1 | 68.1 | |
| 9 | 53.2 | (1.7) | 51.5 | 58.8 | 55.6 | 58.7 | 60.5 | 61.3 | 63.3 | 52.8 | 57.2 | 58.2 | # | 56.6 | 5,333 | 1,279 | 6,938 | 81.5 | 76.2 | 77.1 | 66.0 | |
| 10 | 52.4 | (1.3) | 51.1 | 58.8 | 55.3 | 58.7 | 60.2 | 61.0 | 62.8 | 52.5 | 56.8 | 57.8 | # | 56.3 | 5,031 | 1,350 | 6,885 | 80.5 | 75.2 | 75.7 | 66.6 | |
| 11 | 53.4 | (1.9) | 51.5 | 58.8 | 54.4 | 58.4 | 59.9 | 60.7 | 62.6 | 52.9 | 56.2 | 58.2 | 55.4 | 57.0 | 5,347 | 1,107 | 6,861 | 80.0 | 75.9 | 74.6 | 69.7 | |
| 12 | 53.5 | (1.8) | 51.7 | 58.8 | 54.0 | 57.7 | 59.0 | 59.8 | 62.0 | 53.0 | 55.6 | 58.2 | 55.0 | 57.9 | 5,104 | 1,175 | 6,756 | 77.5 | 72.8 | 73.4 | 68.7 | |
| 13 | | 0.0 | | | | | | | | | | | | | | | | | | | | |
| 14 | | 0.0 | | | | | | | | | | | | | | | | | | | | |
| 15 | | 0.0 | | | | | | | | | | | | | | | | | | | | |
| 16 | | 0.0 | | | | | | | | | | | | | | | | | | | | |
| 17 | | 0.0 | | | | | | | | | | | | | | | | | | | | |
| 18 | | 0.0 | | | | | | | | | | | | | | | | | | | | |
| 19 | | 0.0 | | | | | | | | | | | | | | | | | | | | |
| 20 | | 0.0 | | | | | | | | | | | | | | | | | | | | |
| 21 | | 0.0 | | | | | | | | | | | | | | | | | | | | |
| 22 | | 0.0 | | | | | | | | | | | | | | | | | | | | |
| 23 | | 0.0 | | | | | | | | | | | | | | | | | | | | |
| 24 | | 0.0 | | | | | | | | | | | | | | | | | | | | |
| 25 | | 0.0 | | | | | | | | | | | | | | | | | | | | |
| 26 | | 0.0 | | | | | | | | | | | | | | | | | | | | |
| 27 | | 0.0 | | | | | | | | | | | | | | | | | | | | |
| 28 | | 0.0 | | | | | | | | | | | | | | | | | | | | |
| 29 | | 0.0 | | | | | | | | | | | | | | | | | | | | |
| 30 | | 0.0 | | | | | | | | | | | | | | | | | | | | |
| 31 | | | | | | | | | | | | | | | | | | | | | | |
| Avg | 53.6 | | 52.0 | 58.8 | 55.0 | 58.2 | 59.8 | 60.5 | 62.4 | 53.3 | 56.5 | 58.2 | 55.6 | 58.3 | 5,335 | 1,388 | 6,894 | 81.7 | 76.3 | 76.0 | 70.5 | |
| Tot cfs | | | | | | | | | | | | | | | 64,022 | 16,660 | 82,729 | | | | | |
| Tot af | | | | | | | | | | | | | | | 126,988 | 33,045 | 164,093 | | | | | |

? = Average includes 1-9 estimated hourly readings

! = No Average (10-17 hours missing)

& = No Average (18 to 23 hours missing)

When available:

= Station out of service

ND = No hourly readings or incorrect

% = Data will be down loaded from site at later date by NCAO staff.

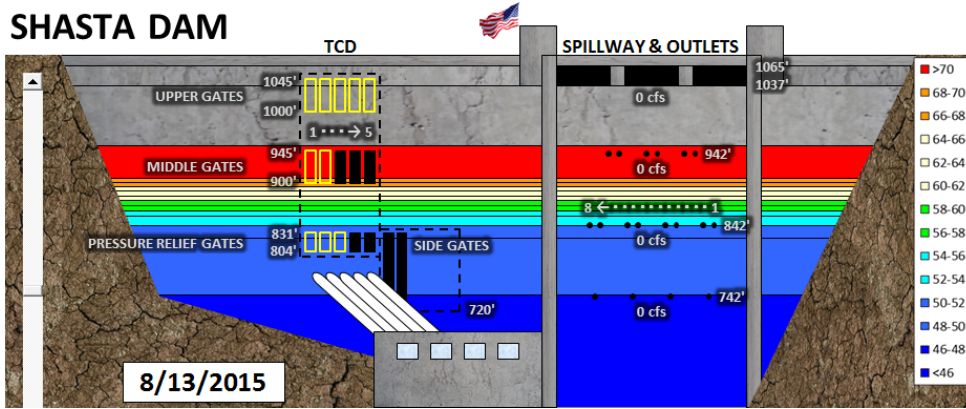
^ = Redding Air Temp Record High

* = Redding Air Temp Record Low

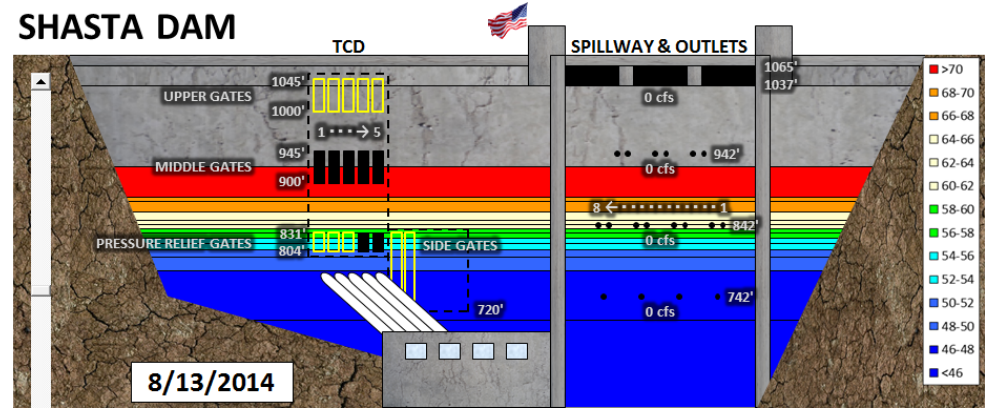
Control Point: Clear Creek 4/1/2015 to 4/17/2015 at 56.0 degrees; 4/18/2015 to 5/14/2015 at 58.0 degrees; 5/15/2015 to 6/4/2015 56.0; 6/5/2015 to present 58.0 degrees.

PRELIMINARY

SHASTA DAM

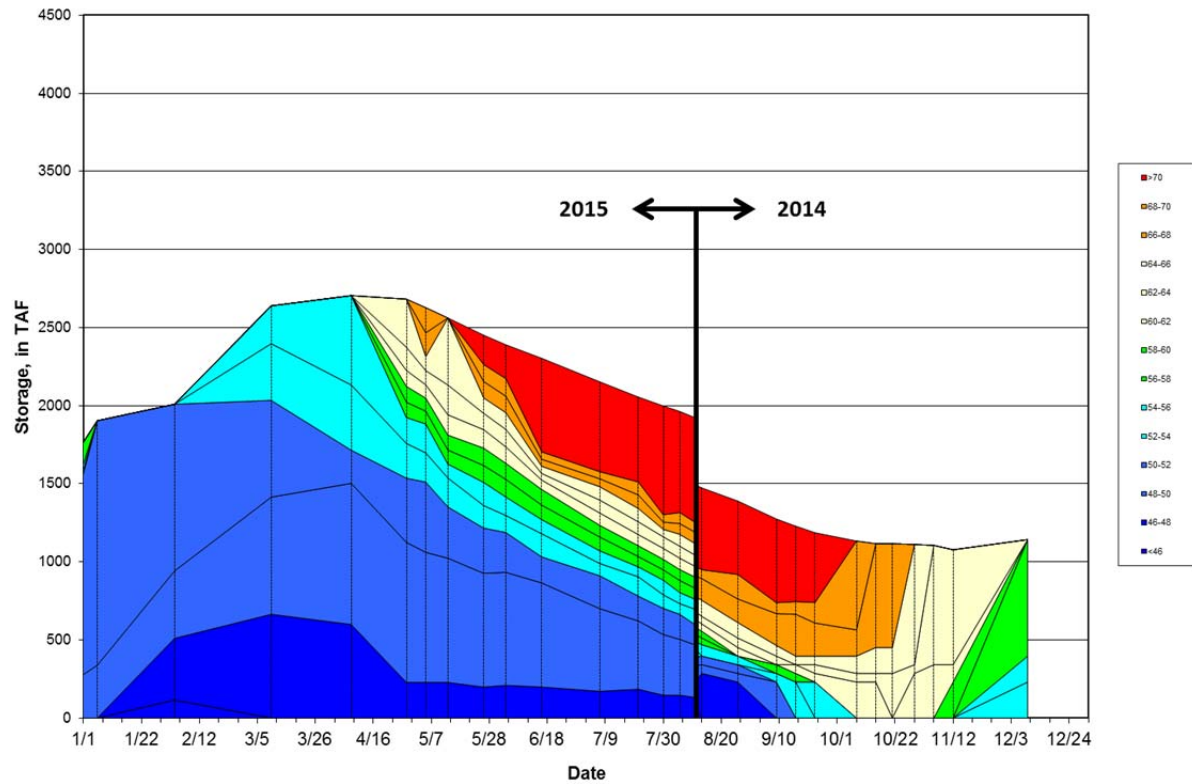


SHASTA DAM

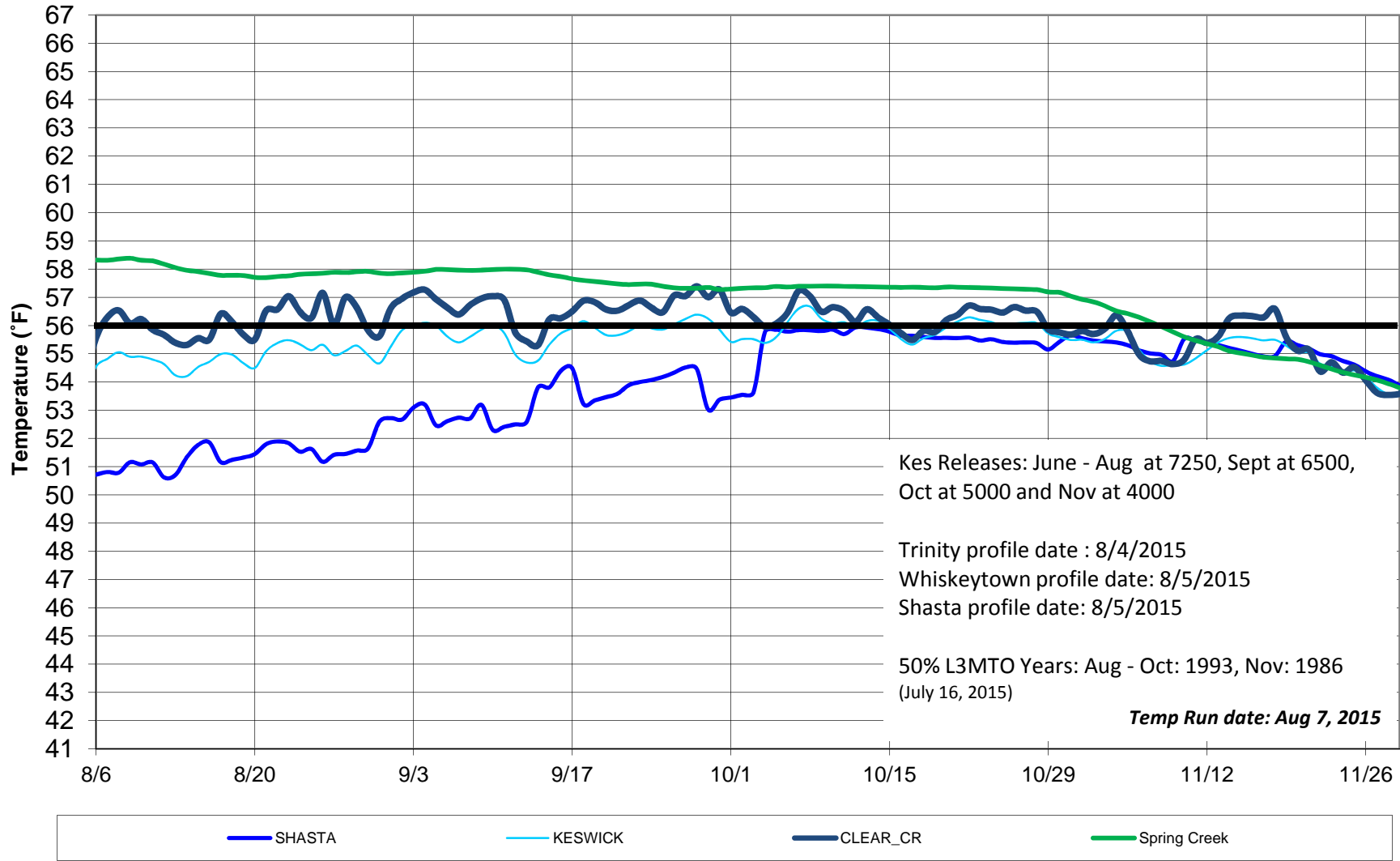


*NOTE: Yellow outline indicates open position, Solid Black indicates closed position.

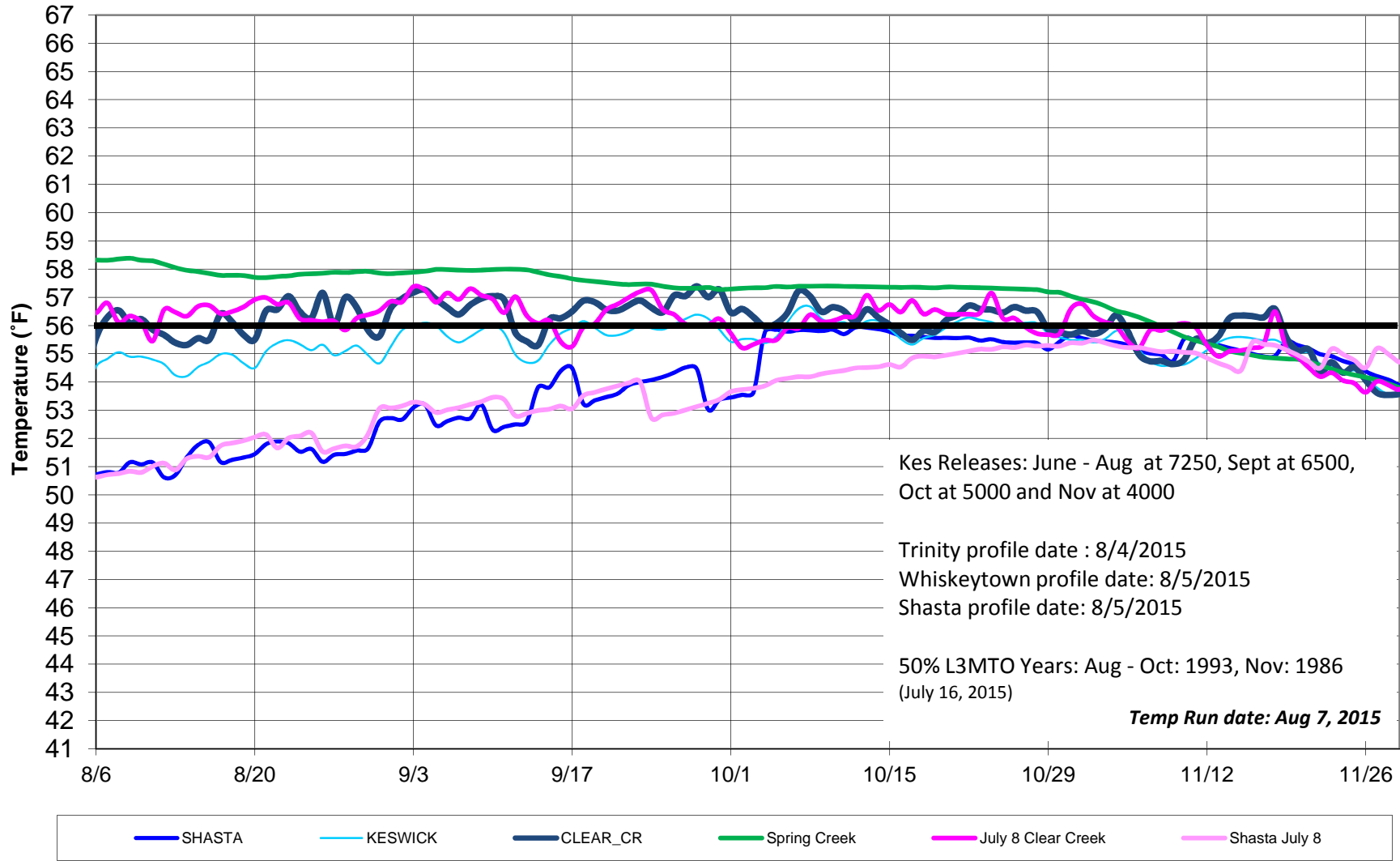
Lake Shasta Isothermographs
(Water Temperature, in ° F)



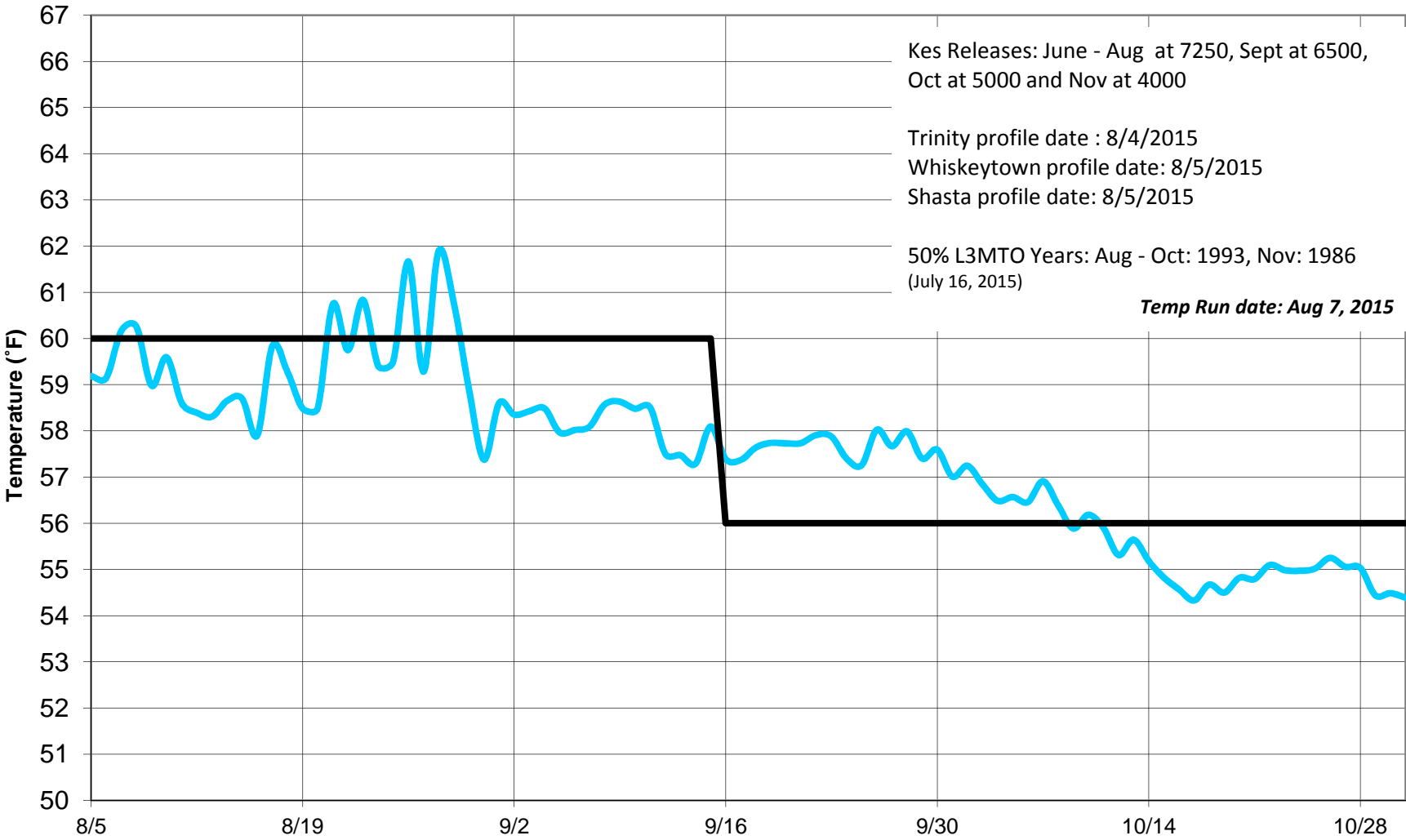
**Sacramento River Modeled Temperature
2015 July 90%-Exceedance Outlook - 50% L3MTO
Approximately 57 degree at CCR**



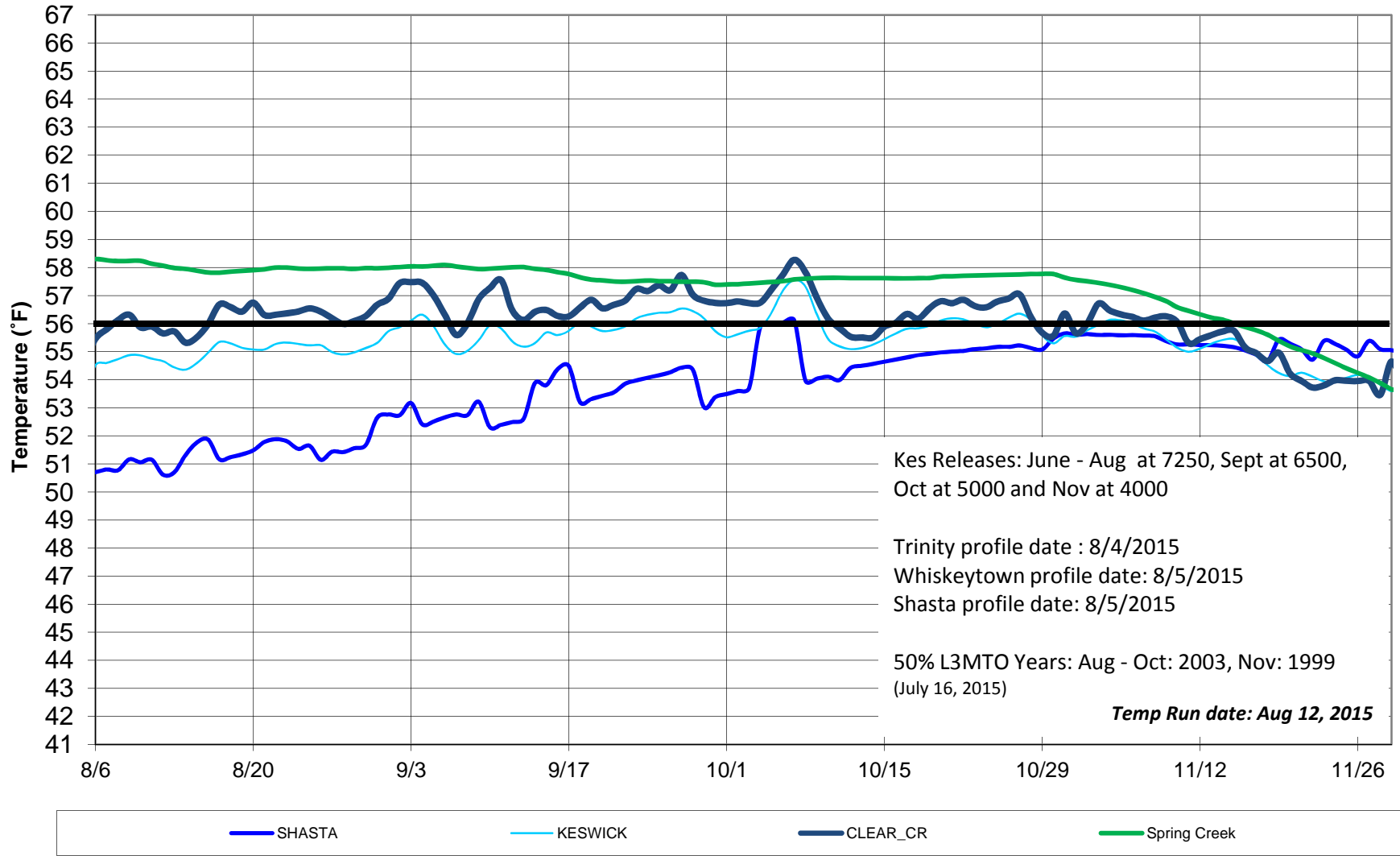
**Sacramento River Modeled Temperature
2015 July 90%-Exceedance Outlook - 50% L3MTO
Approximately 57 degree at CCR**



Clear Creek - Igo Modeled Temperature 2015 Aug 90%-Exceedance Outlook



**Sacramento River Modeled Temperature
2015 July 90%-Exceedance Outlook - 10% L3MTO
Approximately 57 degree at CCR**



**Sacramento River Modeled Temperature
2015 July 90%-Exceedance Outlook - 10% L3MTO
Approximately 57 degree at CCR**

