

CALIFORNIA



GRAPE CRUSH REPORT FINAL 2015

CALIFORNIA
DEPARTMENT OF FOOD AND AGRICULTURE
MARCH 10, 2016

MAP AND DEFINITIONS OF CALIFORNIA GRAPE PRICING DISTRICTS



1. Mendocino County
2. Lake County
3. Sonoma and Marin Counties
4. Napa County
5. Solano County
6. Alameda, Contra Costa, Santa Clara, San Francisco, San Mateo, and Santa Cruz Counties
7. Monterey and San Benito Counties
8. San Luis Obispo, Santa Barbara, and Ventura Counties
9. Yolo County north of Interstate 80 to the junction of Interstate 80 and U.S. 50 and north of U.S. 50; Sacramento County north of U.S. 50; Del Norte, Siskiyou, Modoc, Humboldt, Trinity, Shasta, Lassen, Tehama, Plumas, Glenn, Butte, Colusa, Sutter, Yuba, and Sierra Counties.
10. Nevada, Placer, El Dorado, Amador, Calaveras, Tuolumne and Mariposa Counties
11. San Joaquin County north of State Highway 4; and Sacramento County south of U.S. 50 and east of Interstate 5
12. San Joaquin County south of State Highway 4; Stanislaus and Merced Counties
13. Madera, Fresno, Alpine, Mono, Inyo Counties; and Kings and Tulare Counties north of Nevada Avenue (Avenue 192)
14. Kings and Tulare Counties south of Nevada Avenue (Avenue 192); and Kern County
15. Los Angeles and San Bernardino Counties
16. Orange, Riverside, San Diego, and Imperial Counties
17. Yolo County south of Interstate 80 from the Solano County line to the Junction of Interstate 80 and U.S. 50 and south of U.S. 50 and Sacramento County south of U.S. 50 and west of Interstate 5

TABLE OF CONTENTS

GRAPE CRUSH REPORT OVERVIEW	1
EXPLANATION OF TABLES	4
TABLE 1: State totals of grapes for crushing by type and variety, weighted average degrees Brix, and weighted average dollars per ton, 2014-15	6
TABLE 2: Tons of grapes crushed by California processors from the 2015 crop by type, variety, and reporting district where grown, with comparisons	8
TABLE 3: Weighted average degrees Brix for all grapes crushed by California processors from the 2015 crop by type, variety, and reporting district where grown, with comparisons	12
TABLE 4: Tons of grapes purchased for wine, concentrate, juice, vinegar, and beverage brandy, by California processors from the 2015 crop by type, variety, and reporting district where grown, with comparisons	14
TABLE 5: Weighted average degrees Brix for all grapes purchased for wine, concentrate, juice, vinegar, and beverage brandy, by California processors from the 2015 crop by type, variety, and reporting district where grown, with comparisons	18
TABLE 6: Weighted average grower returns per ton, delivered basis, purchased for wine, concentrate, juice, vinegar, and beverage brandy, by California processors from the 2015 crop by type, variety, and reporting district where grown, with comparisons	20
TABLE 7: Tons of grapes purchased by California wineries as distilling material other than beverage brandy from the 2015 crop by type and variety, with comparisons	24
TABLE 8: Base price paid to growers for grapes crushed and delivered to California processors, from the 2015 crop, with Brix factors and purchased tonnage, by type, variety, reporting district where grown, and weighted average base price	25
Supplement: 2015 Brix Adjustment Factors	138
TABLE 9: Tons of grapes crushed to growers' accounts by California processors from the 2015 crop by type, variety, and reporting district where grown, with comparisons. <i>(Table 9 only appears in the Final Grape Crush Report.)</i>	141
TABLE 10: Weighted average grower returns per ton, delivered basis, non-related purchase for wine, concentrate, juice, vinegar, and beverage brandy, by California processors from the 2015 crop by type, variety, and reporting district where grown, with comparisons	143

COMPILED AND PUBLISHED BY:

California Department of Food and Agriculture
in cooperation with

USDA's National Agricultural Statistics Service, Pacific Regional Office - California
650 Capitol Mall, Suite 6-100
P.O. Box 942871
Sacramento, CA 94299-9871
Cover photo: istockphoto

Phone: (916) 498-5161 --- Fax: (855) 270-2722
E-mail: nassrfopcr@nass.usda.gov --- Web: www.nass.usda.gov/ca

MARCH 10, 2016



THANK YOU!

GROWERS AND VINTNERS

The Pacific Regional Office of USDA's National Agricultural Statistics Service (NASS) and the California Department of Food and Agriculture (CDFA) appreciate the timely reporting by the State's vintners in the preparation of the *2015 Grape Crush Report*.

NASS and CDFA also conduct an annual acreage survey in partnership with California grape growers. *The Grape Acreage Report* contains information on new plantings and removals of grapes.

The *2015 Grape Crush Report* and *The Grape Acreage Report* are available on the NASS website at:

www.nass.usda.gov/ca

List of Publications

GRAPE CRUSH REPORT OVERVIEW

Information contained in this Report was supplied by processors to fulfill the reporting requirements of Section 55601.5 of the Food and Agricultural Code.

The Final Grape Crush Report includes all grape tonnage crushed during the 2015 season. Changes in tonnage, Brix, and prices from the preliminary report to this final report were due to late reports and corrections to the original data. Reporting errors by some processors have caused a change in some district/variety entries.

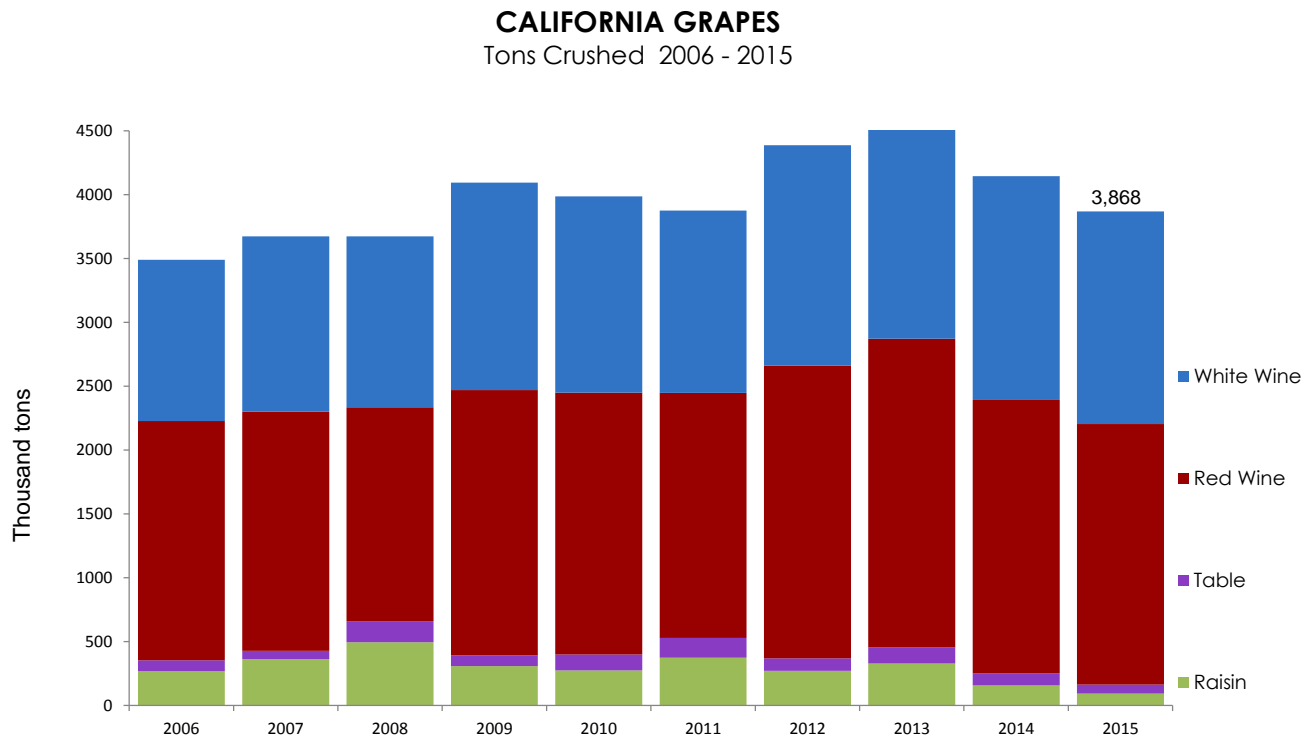
Details of the crushed tonnage, degrees Brix, and weighted average prices were reported by grape type and variety, as well as by grape pricing districts. The 17 districts refer to the area in which the grapes were grown as defined in the Administrative Code. A district map is located on the inside of the front cover.

SUMMARY OF GRAPE TONNAGES AND PRICES

The 2015 grape crush totaled 3,867,710 tons, down 7 percent from the 2014 crush of 4,144,534 tons. Red wine varieties accounted for the largest share of all grapes crushed, at 2,040,781 tons, down 5 percent from 2014. The 2015 white wine variety crush totaled 1,663,790 tons, down 5 percent from 2014. Tons crushed of raisin type varieties totaled 92,432, down 41 percent from 2014, and tons crushed of table type varieties totaled 70,708, down 25 percent from 2014. (See chart below.)

The Grape Crush Report includes the total number of tons crushed for concentrate production. In determining grape tonnage crushed for concentrate production, each processor was required to report the estimated equivalent tons of grapes crushed for grape concentrate. For the 2015 season, this total was 434,612 tons, 11 percent of the 2015 grape crush total. This report provides only the aggregate figure for grapes crushed for concentrate production and does not include information by district, type, or variety.

The 2015 average price of all grape varieties was \$671.31, down 10 percent from 2014. Average prices for the 2015 crop by type were as follows: red wine grapes, \$789.46, down 12 percent from 2014; white wine grapes, \$540.24, down 9 percent from 2014; raisin grapes, \$247.52, up 6 percent; and table grapes, \$252.63, up 8 percent.



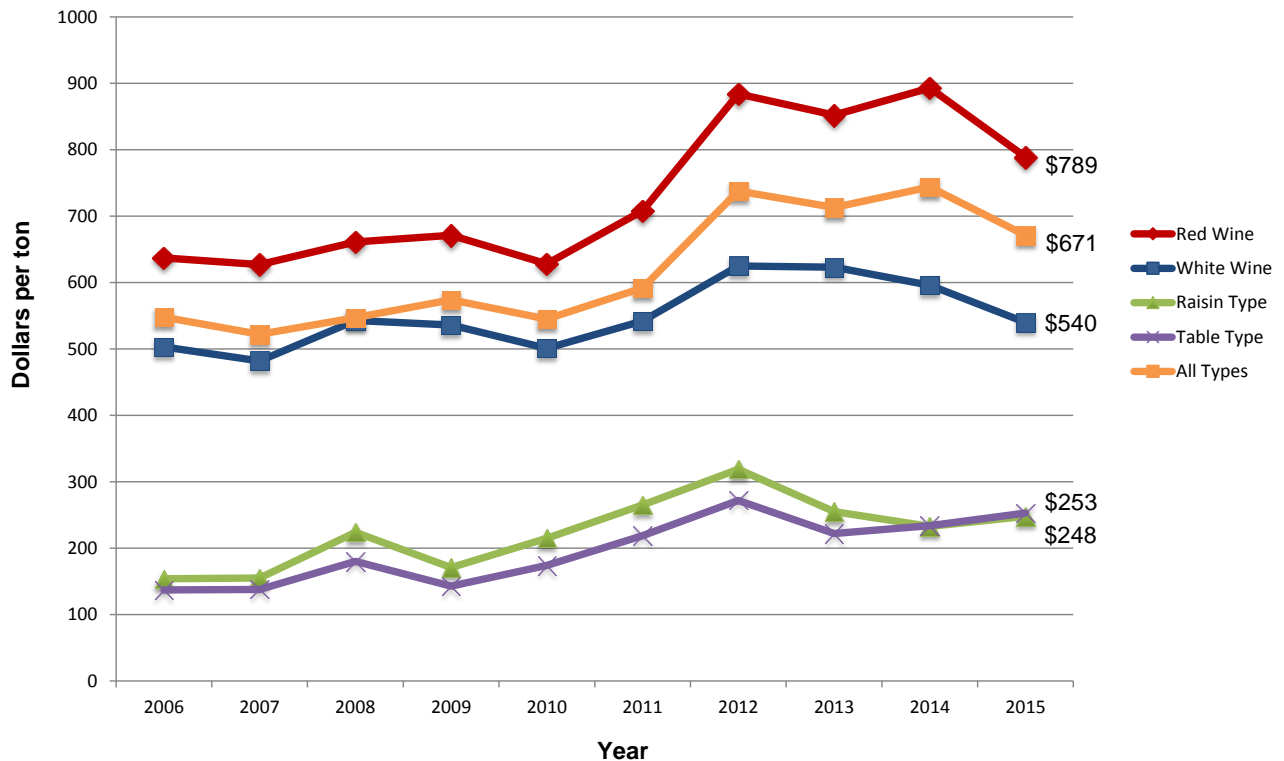
Source: USDA, National Agricultural Statistics Service, Pacific Regional Office - California

CALIFORNIA GRAPE CRUSH TONNAGE AND PRICE, 1988-2015

Crop year	Red wine type		White wine type		Total wine type		Raisin type		Table type		All types	
	Thousand tons	\$/ton	Thousand tons	\$/ton	Thousand tons	\$/ton	Thousand tons	\$/ton	Thousand tons	\$/ton	Thousand tons	\$/ton
1988	760	409	1,356	238	2,117	297	415	116	312	131	2,843	253
1989	872	410	1,272	297	2,144	342	370	132	211	128	2,725	297
1990	804	355	1,331	277	2,135	306	268	126	170	127	2,573	276
1991	840	383	1,289	319	2,129	344	284	150	157	141	2,570	310
1992	888	438	1,209	364	2,097	395	785	182	217	170	3,099	325
1993	979	430	1,327	316	2,306	365	452	152	137	147	2,895	323
1994	936	462	1,242	317	2,177	379	239	118	123	136	2,540	344
1995	1,052	515	1,175	351	2,277	429	432	164	170	162	2,829	372
1996	1,079	611	1,094	469	2,172	540	618	191	117	188	2,908	452
1997	1,461	656	1,433	546	2,893	603	786	185	212	169	3,891	497
1998	1,333	643	1,194	521	2,527	586	506	164	135	150	3,169	502
1999	1,422	649	1,195	518	2,617	590	419	200	149	187	3,185	525
2000	1,816	628	1,503	500	3,319	571	513	125	120	118	3,951	504
2001	1,706	680	1,300	491	3,006	601	262	86	101	87	3,368	555
2002	1,817	614	1,288	432	3,105	538	622	76	61	80	3,787	462
2003	1,634	609	1,230	429	2,864	534	422	95	84	91	3,370	471
2004	1,639	627	1,136	487	2,775	571	727	200	113	199	3,615	482
2005	2,235	634	1,521	507	3,756	583	467	164	106	121	4,330	533
2006	1,874	637	1,263	503	3,136	583	267	154	86	137	3,489	548
2007	1,875	627	1,372	482	3,248	565	364	155	63	138	3,674	522
2008	1,676	661	1,338	543	3,015	609	494	224	165	180	3,674	547
2009	2,078	671	1,625	536	3,703	612	307	171	85	143	4,095	574
2010	2,051	628	1,538	501	3,589	574	274	215	124	174	3,986	545
2011	1,920	708	1,427	542	3,347	637	373	265	155	219	3,874	592
2012	2,292	884	1,726	625	4,018	773	270	319	99	272	4,387	738
2013	2,417	852	1,829	623	4,246	754	328	255	127	222	4,700	713
2014	2,141	893	1,753	596	3,894	759	156	233	95	234	4,145	744
2015	2,041	789	1,664	540	3,705	679	92	248	71	253	3,868	671

Source: USDA, National Agricultural Statistics Service, Pacific Regional Office - California

CALIFORNIA GRAPE CRUSH, DOLLARS PER TON 2006 - 2015



Source: USDA, National Agricultural Statistics Service, Pacific Regional Office - California

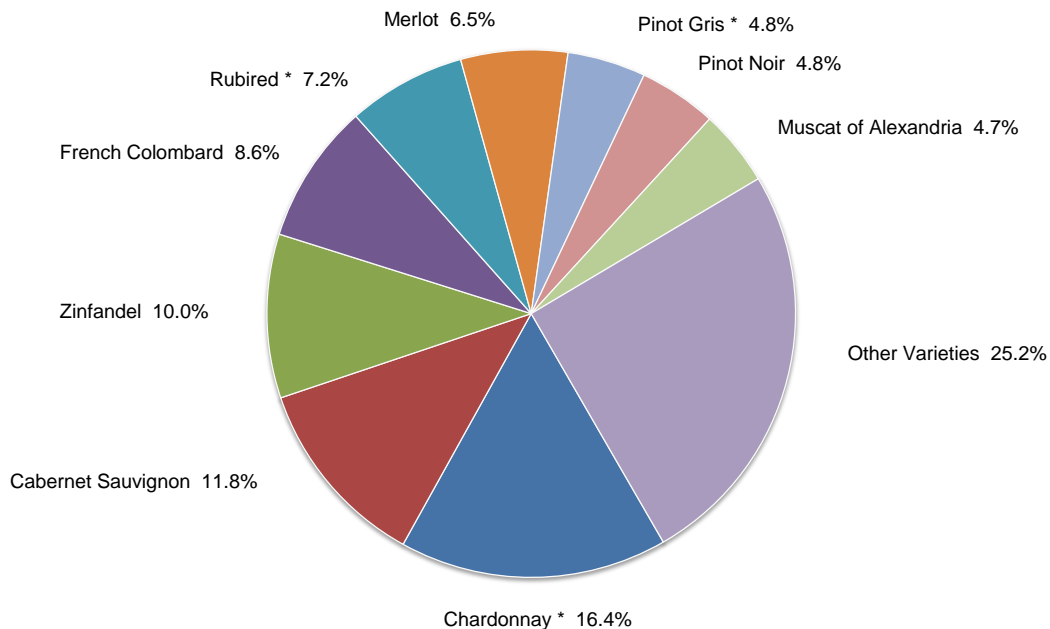
LEADING GRAPE VARIETIES AND DISTRICTS

In 2015, Chardonnay continued to account for the largest percentage of the total crush volume with 16.4 percent. Cabernet Sauvignon accounted for the second leading percentage of crush with 11.8 percent. The next eight highest percentages of grapes crushed included only wine grape varieties. Thompson Seedless, the leading raisin grape variety crushed for 2015, held 2.0 percent of the total crush.

District 13, (Madera, Fresno, Alpine, Mono, Inyo Counties; and Kings and Tulare Counties north of Nevada Avenue (Avenue 192)), had the largest share of the State's crush, at 1,439,076 tons. The average price per ton in District 13 was \$296.08.

Grapes produced in District 4 (Napa County) received the highest average price of \$4,335.80 per ton, up 6 percent from 2014. District 3 (Sonoma and Marin counties) received the second highest return of \$2,442.99, up 5 percent from 2014. The 2015 Chardonnay price of \$787.97 was down 8 percent from 2014, and the Cabernet Sauvignon price of \$1,316.09 was also down 8 percent from 2014. The 2015 average price for Zinfandel was \$574.80, down 8 percent from 2014, while the Merlot average price was down 4 percent from 2014 at \$740.83 per ton.

Leading Varieties Crushed PERCENT OF TOTAL 2015 CRUSH



Source: USDA, National Agricultural Statistics Service, Pacific Regional Office - California
*Synonyms for variety names are shown on Page 5.

EXPLANATION OF TABLES

TABLE 1 is a summary of the 2015 crop State totals by grape type and varieties that are shown in detail by grape pricing districts in Tables 2 through 6. State totals and averages for 2014 are shown for comparison.

TABLE 2 includes over-the-scale fresh tonnage of all grapes crushed by California processors from the 2015 crop. Over-the-scale fresh weight tonnage includes materials other than grapes (MOG) and defects. This table is broken down by the 17 grape pricing districts and by variety. State totals for 2014 are shown for comparison. Crushed tonnage includes all grapes crushed whether: grown and crushed by processors; purchased and crushed by processors; crushed by cooperatives, juice manufacturers, etc.; or crushed for others, including growers.

TABLE 3 shows the weighted average degrees Brix for all grapes crushed (TABLE 2) by California processors from the 2015 crop. The weighted average degrees Brix is reported by grape pricing districts and variety. State averages for 2014 are shown for comparison.

TABLE 4 includes net weight fresh tonnage of all grapes purchased for wine, concentrate, juice, vinegar, and beverage brandy by California processors from the 2015 crop. Net weight fresh tonnage does not include material other than grapes (MOG) and defects or other weight adjustments deducted from gross weight. The purchased tonnage is reported by variety and grape pricing districts. State totals for 2014 are shown for comparison. TABLE 4 does not include tonnage purchased as distilling material other than beverage brandy; this is shown in TABLE 7. Prices for all tonnage shown in this table are final and not subject to change. Grapes pooled by cooperatives, those grown by processors and used for their own production and grapes crushed to growers' accounts are not included.

TABLE 5 shows the weighted average degrees Brix for all grapes purchased for wine, concentrate, juice, vinegar, and beverage brandy (TABLE 4) by California processors from the 2015 crop. The weighted average degrees Brix is reported by grape pricing districts and variety. State averages for 2014 are shown for comparison. TABLE 5 does not include degrees Brix of tonnage purchased as distilling material other than beverage brandy; this is shown in TABLE 7. Grapes pooled by cooperatives, those grown by processors and used for their own production and grapes crushed to growers' accounts are not included.

TABLE 6 gives the weighted average price per ton, delivered basis, of all tonnage purchased for wine, concentrate, juice, vinegar, and beverage brandy (TABLE 4) by California processors from the 2015 crop. The weighted average prices are reported by variety, and grape pricing districts. State averages for 2014 are shown for comparison. TABLE 6 does not include prices of tonnage purchased as distilling material other than beverage brandy; this is shown in TABLE 7. Prices shown in this table are final and not subject to change. Grapes pooled by cooperatives, those grown by processors and used for their own production and grapes crushed to growers' accounts are not included.

Weighted average prices reflect final prices through January 10, 2016 and include any Brix adjustments, bonuses or allowances. Prices are equivalent to delivered basis in the area grown including normal within-area hauling allowances. Purchases made on a roadside basis include the usual hauling allowance for local delivery in the area grown. Out-of-area purchases made on a delivered basis do not include extra hauling allowances for delivery outside the area.

The next example indicates the method used for calculating weighted averages.

The following two purchases were made.

Variety	District	Tons	Degrees Brix	Base Price	Price Paid Per Ton	Acceptable Brix Limits	Brix Adjustment Factors	Brix Adjustment Limits
<i>Petite Sirah</i>	1	155.5	20.6	\$450.00	\$364.50	19 - 25	+ or - 10%	Base 22, Min 20, Max 24
<i>Petite Sirah</i>	1	20.5	19.0	\$450.00	\$418.50	19 - 25	+ or - 10%	Base 22, Min 20, Max 24

Note: The variety, district, base price, and Brix Adjustment Factors (including Brix limits) are the same. The tons purchased, degrees Brix, and price paid per ton are the only differences in this example.

Step 1: Multiply the tons by the Brix for each lot purchased and then add the products to get the total. Also, add the tons purchased.

Variety	District	Tons	Degrees Brix	Total (Tons X Brix)
<i>Petite Sirah</i>	1	155.5	20.6	155.5 X 20.6 = 3,203.3
<i>Petite Sirah</i>	1	20.5	19.0	20.5 X 19.0 = 389.5
TOTALS		176.0		3,592.8

Step 2: Divide the total (3,592.8) by the total tons purchased (176.0) to get the **Weighted Average Degrees Brix**.

$$\frac{3,592.8}{176.0} = 20.4$$

Step 3: Multiply the purchased tons by the Price Paid Per Ton for each lot purchased and then add the products to get the total.

Variety	District	Tons	Price Paid Per Ton	Total (Tons X Brix)
Petite Sirah	1	155.5	\$364.50	155.5 X 364.50 = 56,679.8
Petite Sirah	1	20.5	\$418.50	20.5 X 418.50 = 8,579.3
TOTALS		176.0		65,259.1

Step 4: Divide the total (65,259.1) by the total tons purchased (176.0) to get the **Weighted Average Price Per Ton**:

$$\frac{65,259.1}{176.0} = \$370.79$$

TABLE 7 shows all grape tonnage purchased as distilling material other than beverage brandy by California processors from the 2015 crop. The tonnage, weighted average degrees Brix and price per ton are shown by grape type and variety. State totals and averages for 2014 are given for comparison.

TABLE 8 shows base prices paid to growers by Brix adjustment factors, purchased tonnage, type, variety and reporting district where grown. Weighted average base prices and total purchased tonnage are included.

The Brix adjustment factors determine adjustments to base prices to compensate for sugar variations. In this report, adjustments are expressed in dollars per ton, or percent of base price per degree variance from the established Brix base. Occasional lots are traded on price per degree Brix as delivered.

TABLE 9 includes tonnage of all grapes crushed to growers' accounts by California processors from the 2015 crop. Growers retained ownership of these grapes at the time of crushing. This tonnage is reported by grape pricing district and variety. Comparisons with 2014 are shown. (*Table 9 only appears in the Final Grape Crush Report.*)

TABLE 10 gives the weighted average price per ton, delivered basis, of all tonnage purchased from non-related sources for wine, concentrate, juice, vinegar, and beverage brandy (TABLE 4) by California processors from the 2015 crop. The weighted average prices are reported by variety, and grape pricing districts. State averages for 2014 are shown for comparison. TABLE 10 does not include prices of tonnage purchased as distilling material other than beverage brandy, this is shown in TABLE 7. Prices shown in this table are final and not subject to change. Grapes pooled by cooperatives, those grown by processors and used for their own production and grapes crushed to growers' accounts are not included.

Non-Related Purchased Tons: Excludes tonnage of grapes purchased from a grower if:

- The grower or an affiliate of the grower, or both the grower and the affiliate of the grower, owned, directly or indirectly, at least 5 percent of the indicia of ownership or voting authority of the winery (processor);
- The winery (processor) or an affiliate of the winery, or both the winery and the affiliate of the winery, owned, directly or indirectly, at least 5 percent of the indicia of ownership or voting authority of the grower;
- The winery (processor) or an affiliate of the winery, or both the winery and the affiliate of the winery, provided long-term financing to the grower in exchange for rights or options to purchase a significant portion of the grower's harvest.

Grape Variety Synonyms

Alicante Bouschet *-Alicante
 Beauty Seedless *-Black Beauty
 Black Prince *-Rose of Peru
 Blaufraenkisch *-Lemberger
 Burger *-Monbadon
 Chardonnay *-Pinot Chardonnay, Chardonnay
 Musque
 Cinsaut *-Black Malvoisie, Black Malvasia
 Crimson Seedless *-Red Crimson
 Emerald Seedless *-Black Seedless
 Flame Seedless *-Red Flame
 Gamay (Napa) *-Gamay, Valdiguie
 Gray Riesling *-Trousseau Gris
 Grenache *-Grenache Noir
 Italia *-Muscat Italia

Malaga *-White Malaga
 Mataro *-Mourvedre
 Meunier *-Pinot Meunier
 Moscato Giallo *-Muscat Yellow
 Muscat Blanc *-Muscat Canelli,
 Muscat Blanc A Petits Grains
 Muscat Hamburg *-Black Muscat
 Negrette *-Pinot St. George
 Nero D'Avola *-Calabrese
 Other Red Wine -Lenoir, Gros Verdot, Criolla,
 Ruby Royal, Tinta Amarella, Cynthiana
 Tinta Negra Mole
 Other White Wine -Aligote, Vidal
 Palomino *-Golden Chasselas
 Pinot Gris *-Pinot Grigio

Princess *-Melissa
 Red Globe *-Rose Ito
 Refosco *-Mondeuse
 Ribolla Gialla *-Rebolla
 Rubired *-Tintoria
 Ruby Seedless *-King Ruby
 Sangiovese *-Sangiovetto, Brunello
 Sauvignon Vert *-Muscadelle
 St. Emilion *-Ugni Blanc, Trebbiano
 Syrah *-French Syrah, Shiraz, Syrah Noir
 Tempranillo *-Tinta Roriz, Valdepenas
 Touriga Nacional *-Touriga
 Trousseau *-Bastardo
 Vermentino *-Vennentino
 White Riesling *-Johannisberg Riesling, Riesling

* indicates the published name includes more than one variety name

**TABLE 1: STATE TOTALS OF GRAPES FOR CRUSHING BY TYPE AND VARIETY,
WEIGHTED AVERAGE DEGREES BRIX, AND WEIGHTED AVERAGE DOLLARS PER TON, 2014-15**

Type and Variety	Total Tons Crushed		Avg. Brix Crushed		Total Purchased Tons		Avg. Brix Purchased		Wtd. Avg. Dollars Per Ton	
	2015	2014	2015	2014	2015	2014	2015	2014	2015	2014
RAISIN GRAPES:										
Fiesta	14,004.8	21,884.3	19.9	22.1	13,403.8	20,818.9	19.8	22.1	224.57	234.92
Selma Pete	0.0	50.2	0.0	27.2	0.0	50.1	0.0	27.2	0.00	200.00
Thompson Seedless	78,421.9	133,573.8	20.4	21.4	41,390.2	74,416.0	19.4	20.1	254.93	232.20
Other Raisin 1/	4.9	6.1	26.4	22.5	4.9	6.1	26.4	22.5	400.00	400.00
Total Raisin	92,431.6	155,514.4	20.3	21.5	54,798.9	95,291.1	19.5	20.6	247.52	232.79
TABLE GRAPES: 2/										
Autumn King	9,136.5	3,528.0	19.7	19.9	0.0	0.0	0.0	0.0	0.00	0.00
Autumn Royal	2,883.7	3,687.9	20.5	20.4	0.0	0.0	0.0	0.0	0.00	0.00
Beauty Seedless *	93.1	0.0	22.8	0.0	0.0	0.0	0.0	0.0	0.00	0.00
Black Monukka	89.5	21.5	26.3	23.0	0.0	21.5	0.0	23.0	0.00	280.00
Blanc Seedless	1,459.1	0.0	20.0	0.0	0.0	0.0	0.0	0.0	0.00	0.00
Calmeria	331.5	581.4	20.5	20.1	0.0	0.0	0.0	0.0	0.00	0.00
Christmas Rose	44.9	592.3	20.1	20.7	0.0	35.9	0.0	21.3	0.00	95.85
Crimson Seedless *	10,790.4	9,767.2	20.7	19.8	74.0	0.0	20.6	0.0	50.00	0.00
Emerald Seedless *	716.7	651.1	20.9	21.1	0.0	0.0	0.0	0.0	0.00	0.00
Emperor	19.2	79.1	26.6	18.9	0.0	0.0	0.0	0.0	0.00	0.00
Fantasy Seedless	345.1	0.0	24.4	0.0	18.4	0.0	20.9	0.0	50.00	0.00
Flame Seedless *	3,316.5	6,260.9	21.1	20.8	0.0	1,089.9	0.0	20.2	0.00	264.25
Flame Tokay	526.8	847.6	20.6	19.7	525.4	844.4	20.6	19.7	275.86	279.21
Italia *	79.4	470.8	20.9	21.9	0.0	0.0	0.0	0.0	0.00	0.00
Krissy	65.0	0.0	24.0	0.0	0.0	0.0	0.0	0.0	0.00	0.00
Malaga *	136.5	214.2	17.8	19.6	29.8	20.3	20.8	21.5	198.47	200.00
Perlette	138.2	0.0	24.7	0.0	0.0	0.0	0.0	0.0	0.00	0.00
Princess *	1,002.7	3,093.9	21.0	21.8	22.9	0.0	21.2	0.0	50.00	0.00
Red Globe *	8,862.2	9,261.8	20.5	20.8	19.2	0.0	22.1	0.0	2500.00	0.00
Ribier	55.5	134.8	21.3	18.4	43.5	70.6	22.8	22.9	300.00	475.00
Rouge	0.0	3,757.0	0.0	20.4	0.0	0.0	0.0	0.0	0.00	0.00
Ruby Seedless *	1,925.9	3,680.8	19.8	21.8	245.9	1,146.6	22.7	21.8	150.00	183.27
Scarlet Royal	5,446.7	3,737.2	20.6	21.2	0.0	0.0	0.0	0.0	0.00	0.00
Sugraone *	605.1	777.6	20.9	21.2	0.0	0.0	0.0	0.0	0.00	0.00
Summer Royal	464.1	241.3	21.0	23.6	0.0	0.0	0.0	0.0	0.00	0.00
Sweet Scarlet	80.3	0.0	23.0	0.0	0.0	0.0	0.0	0.0	0.00	0.00
Sweet Sunshine	1,495.7	1,671.6	21.0	20.8	0.0	0.0	0.0	0.0	0.00	0.00
Timco	47.2	0.0	30.4	0.0	0.0	0.0	0.0	0.0	0.00	0.00
Vintage Red	0.0	28.1	0.0	21.3	0.0	0.0	0.0	0.0	0.00	0.00
Other Table 1/	20,550.4	41,536.7	20.4	20.4	81.8	423.9	24.8	23.6	164.55	171.68
Total Table	70,707.9	94,622.8	20.5	20.5	1,060.9	3,653.1	21.6	21.1	252.63	233.70
WINE GRAPES (WHITE):										
Albarino	1,693.0	1,759.4	22.7	22.8	1,314.7	1,327.7	22.7	22.6	1089.89	1143.18
Arneis	171.1	190.9	23.7	22.6	112.0	105.8	24.2	23.3	1,886.72	1,670.81
Burger *	29,519.6	26,774.3	17.4	17.3	29,313.1	25,201.6	17.4	17.4	258.01	256.27
Chardonnay *	633,572.2	719,012.3	24.0	23.9	494,034.3	546,154.1	24.0	23.9	787.97	860.95
Chenin Blanc	34,771.2	43,092.2	20.6	21.1	32,683.2	40,418.9	20.6	21.1	389.96	366.47
Cortese	43.5	14.8	22.7	22.3	10.9	5.2	22.0	22.5	1,204.59	1,423.08
Emerald Riesling	0.0	184.9	0.0	26.5	0.0	179.7	0.0	26.5	0.00	200.00
Fiano	29.1	37.8	22.7	22.5	19.0	18.9	23.0	22.3	1,436.97	1,745.13
Flora	26.8	29.6	21.2	21.6	22.1	24.4	20.2	20.7	1,961.67	1,933.56
Folle Blanche	11.4	24.3	23.8	22.7	0.0	0.0	0.0	0.0	0.00	0.00
French Colombard	331,585.5	308,261.0	20.7	20.5	323,973.4	303,789.4	20.6	20.6	252.16	262.01
Gewurztraminer	12,502.8	14,976.5	23.6	23.3	9,792.5	11,578.2	23.6	23.1	713.36	720.66
Gray Riesling *	55.9	21.6	22.5	23.4	53.8	20.6	22.1	22.1	1,576.90	2,020.00
Grenache Blanc	1,159.4	1,106.3	22.9	23.5	676.3	723.0	22.9	23.5	1,755.88	1,547.77
Gruener Veltliner	539.0	1,492.8	23.1	23.2	385.9	1,238.1	22.8	22.9	1,235.24	1,066.16
Malvasia Bianca	7,209.0	7,033.2	21.6	22.6	3,562.8	4,275.0	22.6	23.0	520.27	542.40
Marsanne	498.0	610.0	23.4	21.8	362.1	373.7	23.5	21.4	1,414.04	1,187.44
Melon	19.8	17.0	22.7	23.6	11.9	13.6	24.2	24.2	1,784.47	1,433.87
Moscato Gaillo *	46.5	32.8	21.1	21.4	36.0	23.8	20.5	19.6	537.22	724.58
Muscat Blanc *	25,968.2	44,634.6	23.6	22.8	21,083.1	39,944.8	24.0	22.8	418.99	318.72
Muscat Orange	3,539.9	3,126.9	23.8	23.6	2,849.0	2,617.3	23.8	23.4	531.39	569.65
Muscat of Alexandria	180,237.6	158,521.4	22.6	23.1	154,910.1	139,323.4	22.8	23.0	283.26	295.38
Palomino *	816.4	786.4	18.2	20.4	801.8	772.3	18.1	20.4	289.57	286.30
Picpoul Blanc	93.5	85.8	22.2	22.0	44.7	44.5	21.7	22.4	2,286.47	2,236.17
Pinot Blanc	963.5	1,556.4	23.5	23.8	487.2	740.9	24.1	24.2	1,536.43	1,413.51
Pinot Gris *	185,188.0	181,872.9	22.1	22.7	170,712.8	164,314.7	22.2	22.7	528.05	580.52
Ribolla Gialla *	22.0	25.8	20.9	21.7	20.1	20.2	22.2	22.4	3,151.49	2,911.39
Roussanne	1,144.0	1,219.5	23.8	23.7	641.5	660.3	24.2	24.1	1,786.20	1,737.15
Sauvignon Blanc	88,256.1	111,081.4	22.8	23.0	69,058.5	82,366.2	22.6	23.0	920.65	956.83
Sauvignon Musque	932.3	1,208.6	23.7	23.7	544.6	707.9	23.6	23.6	1,591.86	1,655.17
Sauvignon Vert *	25.0	21.2	23.0	22.6	23.5	19.9	23.0	22.7	2,431.52	2,383.56
Semillon	3,557.6	4,738.0	19.7	21.1	2,501.5	3,673.7	18.4	20.9	884.84	860.44
St. Emilion *	25.7	20.8	21.8	20.5	6.9	7.0	18.4	19.5	2,072.46	2,000.00
Sylvaner	11.4	24.4	21.7	21.7	0.0	0.0	0.0	0.0	0.00	0.00
Symphony	38,875.0	30,566.1	19.8	22.1	17,203.8	16,452.5	21.2	22.8	313.06	309.12
Tocai Friulano	76.9	149.0	23.5	21.8	48.1	92.7	22.9	21.3	1,581.41	1,236.20
Torrontes	17.1	31.7	22.8	21.2	17.1	28.7	22.6	21.0	1,449.71	1,319.69
Triplett Blanc	15,398.9	19,509.7	21.6	22.1	15,286.7	19,384.0	21.6	22.1	197.51	214.12
Verdelho	2,290.5	1,607.7	23.1	23.9	2,060.9	1,363.6	23.1	23.8	556.60	560.32
Vermantino *	1,006.3	908.6	20.9	20.6	846.1	655.0	20.8	20.3	714.34	701.23
Vernaccia	19.2	17.1	23.2	26.1	10.1	17.1	23.7	22.5	1,825.74	2,192.70
Viognier	19,436.5	24,370.4	25.9	25.4	16,324.0	19,301.3	25.9	25.5	687.81	738.04
White Riesling *	35,878.6	36,516.7	22.0	22.3	19,794.0	23,248.6	22.8	22.7	701.21	743.18
Other White 1/	6,555.9	5,765.5	20.9	22.5	5,379.3	2,938.9	20.6	22.6	333.36	411.86
Total White	1,663,789.9	1,753,038.3	22.5	22.8	1,397,019.4	1,454,167.2	22.5	22.6	540.24	595.84

**TABLE 1: STATE TOTALS OF GRAPES FOR CRUSHING BY TYPE AND VARIETY,
WEIGHTED AVERAGE DEGREES BRIX, AND WEIGHTED AVERAGE DOLLARS PER TON, 2014-15**

Type and Variety	Total Tons Crushed		Avg. Brix Crushed		Total Purchased Tons		Avg. Brix Purchased		Wtd. Avg. Dollars Per Ton	
	2015	2014	2015	2014	2015	2014	2015	2014	2015	2014
WINE GRAPES (RED):										
Aglianico	124.9	168.1	23.9	24.0	68.0	95.2	23.5	23.6	1,502.78	1,368.20
Aleatico	17.0	24.1	24.9	25.3	12.9	22.9	24.9	25.4	2,304.34	1,899.81
Alicante Bouschet *	7,216.3	7,096.0	22.7	23.5	5,261.4	5,624.6	22.2	23.2	369.98	425.61
Arinarnoa	347.2	333.3	23.9	28.0	346.7	332.9	23.9	28.0	400.00	400.00
Barbera	51,617.6	44,700.6	23.8	23.4	50,446.5	43,130.4	23.8	23.3	343.35	366.37
Blaufraenkisch *	24.1	51.6	24.3	25.0	4.5	10.3	23.0	24.3	3,400.00	1,115.13
Cabernet Franc	10,520.3	13,154.8	26.0	25.8	7,076.0	8,433.7	26.2	25.7	2,165.01	2,167.93
Cabernet Sauvignon	455,593.5	514,507.2	25.3	25.2	361,838.9	393,786.0	25.2	25.1	1,316.09	1,427.79
Carignane	12,286.0	14,073.9	23.6	22.7	11,991.3	13,658.3	23.6	22.6	487.75	491.76
Carmenere	24.0	36.7	24.4	24.9	8.2	16.5	23.7	24.3	1,867.07	1,668.55
Carnelian	2,785.4	3,751.7	26.6	25.6	2,751.8	3,505.4	26.7	25.8	257.22	267.96
Centurian	1,212.6	345.9	25.3	24.5	1,207.9	345.3	25.3	24.5	362.51	371.52
Charbono	311.2	366.3	23.8	23.8	164.4	169.1	24.3	23.6	2,423.48	2,229.87
Ciliegiolo	11.1	107.6	23.3	25.4	10.6	107.6	23.2	25.4	1,357.08	1,220.45
Cinsaut *	423.4	462.2	23.9	23.7	307.2	333.9	23.8	23.9	1,407.66	1,298.16
Counoise	160.7	178.7	22.8	23.3	96.5	96.5	22.6	23.5	1,654.11	1,642.64
Dolcetto	272.3	298.6	23.7	23.5	222.0	245.2	23.5	23.3	1,440.21	1,455.78
Dornfelder	1,305.0	1,585.4	23.4	23.0	691.1	829.0	23.3	23.5	488.00	403.62
Durif	34.0	11.9	26.3	28.3	0.0	1.3	0.0	24.7	0.00	2,246.15
Freisa	10.4	24.1	26.1	23.4	3.4	11.8	24.4	22.3	1,000.00	1,144.49
Gamay (Napa) *	1,386.0	1,749.1	21.7	23.0	1,017.8	1,449.0	21.1	22.8	807.88	713.82
Gamay Noir Au Jus Blanc	23.8	33.8	21.8	21.9	22.5	29.4	23.3	21.8	1,767.56	1,700.00
Graciano	264.0	258.5	25.7	26.2	181.5	183.5	26.0	26.0	916.90	975.89
Grenache *	42,384.1	53,313.2	22.7	22.9	39,748.4	49,893.2	22.6	22.7	496.91	468.16
Grignolino	36.1	35.5	23.2	23.6	0.0	0.0	0.0	0.0	0.00	0.00
Lagrein	332.4	288.3	25.4	25.9	101.8	195.5	27.3	26.2	2,152.69	1,174.09
Lambrusco	215.2	35.2	25.2	24.3	0.0	0.0	0.0	0.0	0.00	0.00
Malbec	27,764.4	28,020.6	24.5	24.5	20,653.5	19,571.4	24.5	24.5	937.54	1,021.40
Mataro *	3,633.2	3,413.1	25.0	24.7	2,807.5	2,568.6	25.1	25.0	1,491.49	1,544.66
Merlot	252,889.2	283,583.6	25.2	25.2	201,517.0	219,809.9	25.2	25.1	740.83	775.12
Meunier *	537.3	918.6	20.8	21.2	295.3	386.0	20.1	20.5	2,060.44	2,063.59
Mission	5,700.6	6,910.6	22.9	22.7	5,658.8	6,882.5	22.9	22.8	233.92	234.44
Montepulciano	387.1	504.3	24.6	24.4	224.3	412.2	24.5	24.3	1,281.34	874.59
Muscat Hamburg *	631.9	736.8	24.5	25.8	610.2	711.5	24.6	25.2	587.41	654.69
Nebbiolo	407.2	549.7	23.9	24.2	298.7	446.3	23.8	24.3	1,196.83	1,177.05
Negrette *	20.8	28.3	23.2	24.3	19.9	24.9	23.1	24.2	1,450.25	2,025.10
Negroamaro	96.5	102.6	24.1	25.2	83.0	96.5	24.2	25.2	1,163.87	1,153.04
Nero D'Avola *	59.4	127.0	23.6	23.2	37.5	123.9	22.9	23.1	1,206.00	846.69
Petit Verdot	22,124.6	21,027.0	25.2	25.2	16,532.8	14,784.7	25.2	25.3	1,213.61	1,406.71
Petite Sirah	75,172.4	68,326.5	25.9	25.7	60,750.5	55,703.2	26.1	25.7	1,019.93	1,059.00
Pinot Noir	184,969.2	246,905.6	25.0	24.7	138,462.5	176,603.5	25.2	24.5	1,472.26	1,625.40
Pinotage	80.4	115.1	24.5	25.4	53.0	66.0	24.1	25.4	1,360.63	1,334.61
Primitivo	1,860.8	1,522.5	26.1	25.9	988.4	942.9	26.9	26.0	1,472.79	1,511.32
Refosco *	324.0	439.9	27.3	24.3	309.2	423.8	27.5	24.2	490.95	557.74
Royalty	37.6	31.8	24.8	24.1	37.6	31.8	24.1	23.4	425.00	425.00
Rubired *	279,515.6	242,153.1	23.8	24.3	269,778.4	233,954.9	23.8	24.3	278.42	303.58
Ruby Cabernet	67,686.1	68,845.8	25.2	25.0	66,993.2	67,741.9	25.2	25.0	304.09	321.11
Sagrantino	39.7	42.7	25.0	25.5	11.3	32.0	24.0	25.1	1,386.11	1,060.20
Salvador	355.6	832.3	23.3	23.9	352.1	826.4	23.3	23.9	318.51	311.72
Sangiovese *	5,731.3	7,504.7	24.2	24.3	3,360.1	4,276.6	24.2	24.3	1,109.55	1,077.10
Segalin	762.3	874.1	24.5	23.3	762.3	874.1	24.5	23.3	400.00	416.47
Souzao	477.8	575.1	25.7	25.6	377.1	453.2	25.7	25.2	735.64	638.09
St Laurent	16.4	13.5	21.9	21.2	16.4	6.4	21.1	21.4	2,112.73	2,164.06
Syrah *	93,260.1	113,784.2	26.4	25.6	73,786.6	87,993.5	26.4	25.4	694.86	766.15
Tannat	5,892.0	4,315.5	25.4	25.8	4,307.9	2,713.8	25.1	25.9	619.26	677.54
Tempranillo *	11,173.2	11,254.7	24.3	24.1	9,881.3	9,742.3	24.2	23.9	571.13	597.91
Teroldego	2,013.6	646.6	25.4	25.4	827.4	611.3	25.9	25.4	889.44	906.18
Tinta Cao	577.9	450.7	24.2	24.9	550.6	403.9	24.2	24.9	456.59	561.39
Tinta Madeira	96.1	145.5	25.9	25.5	13.9	8.3	27.5	24.9	609.94	1,257.52
Touriga Nacional *	1,731.5	2,053.7	25.0	25.1	1,549.9	1,862.7	25.0	25.0	692.29	743.35
Trousseau *	41.6	76.5	24.1	22.4	29.1	58.8	25.0	21.8	1,002.06	1,538.35
Zinfandel	388,396.4	355,321.6	22.2	22.5	368,922.4	335,487.0	22.0	22.3	574.80	623.93
Other Red 1/	17,378.2	12,212.5	21.9	21.2	15,744.7	9,141.5	22.0	21.1	237.43	236.27
Total Red	2,040,780.6	2,141,358.7	24.4	24.5	1,750,185.7	1,778,284.7	24.2	24.3	789.46	892.80
TOTAL WINE	3,704,570.5	3,894,397.0	23.5	23.7	3,147,205.1	3,232,451.9	23.5	23.5	678.83	759.20
TOTAL ALL VARIETIES	3,867,710.0	4,144,534.2	23.4	23.5	3,203,064.9	3,331,396.1	23.4	23.4	671.31	743.57

* Synonyms for variety names are shown on Page 5.

1/ Other categories include minor and mixed varieties.

2/ For information on table grape varieties, please refer to the memo titled *California Table Grape Varieties*, available through the USDA's National Agricultural Statistics Service, Pacific Regional Office - California.

**TABLE 2: TONS OF GRAPES CRUSHED BY CALIFORNIA PROCESSORS
FROM THE 2015 CROP BY TYPE, VARIETY, AND REPORTING DISTRICT WHERE GROWN, WITH COMPARISONS**

Type and Variety	1	2	3	4	5	6	7	8	9	10
	Tons									
RAISIN GRAPES:										
Fiesta	0.0	0.0	0.0	0.0	0.0	0.0	0.0	0.0	0.0	0.0
Selma Pete	0.0	0.0	0.0	0.0	0.0	0.0	0.0	0.0	0.0	0.0
Thompson Seedless	0.0	0.0	0.0	0.0	0.0	0.0	0.0	0.0	0.0	0.0
Other Raisin 1/	0.0	0.0	0.0	0.0	0.0	0.0	0.0	0.0	0.0	0.0
Total Raisin	0.0	0.0	0.0	0.0	0.0	0.0	0.0	0.0	0.0	0.0
TABLE GRAPES:										
Autumn King	0.0	0.0	0.0	0.0	0.0	0.0	0.0	0.0	0.0	0.0
Autumn Royal	0.0	0.0	0.0	0.0	0.0	0.0	0.0	0.0	0.0	0.0
Beauty Seedless *	0.0	0.0	0.0	0.0	0.0	0.0	0.0	0.0	0.0	0.0
Black Monukka	0.0	0.0	0.0	0.0	0.0	0.0	0.0	0.0	0.0	0.0
Blanc Seedless	0.0	0.0	0.0	0.0	0.0	0.0	0.0	0.0	0.0	0.0
Calmeria	0.0	0.0	0.0	0.0	0.0	0.0	0.0	0.0	0.0	0.0
Christmas Rose	0.0	0.0	0.0	0.0	0.0	0.0	0.0	0.0	0.0	0.0
Crimson Seedless *	0.0	0.0	0.0	0.0	0.0	0.0	0.0	0.0	0.0	0.0
Emerald Seedless *	0.0	0.0	0.0	0.0	0.0	0.0	0.0	0.0	0.0	0.0
Emperor	0.0	0.0	0.0	0.0	0.0	0.0	0.0	0.0	0.0	0.0
Fantasy Seedless	0.0	0.0	0.0	0.0	0.0	0.0	0.0	0.0	0.0	0.0
Flame Seedless *	0.0	0.0	0.0	0.0	0.0	0.0	0.0	0.0	0.0	0.0
Flame Tokay	0.0	0.0	0.0	0.0	0.0	0.0	0.0	0.0	0.0	0.0
Italia *	0.0	0.0	0.0	0.0	0.0	0.0	0.0	0.0	0.0	0.0
Krissy	0.0	0.0	0.0	0.0	0.0	0.0	0.0	0.0	0.0	0.0
Malaga *	0.0	0.0	0.0	0.0	0.0	0.0	0.0	0.0	0.0	0.0
Perlette	0.0	0.0	0.0	0.0	0.0	0.0	0.0	0.0	0.0	0.0
Princess *	0.0	0.0	0.0	0.0	0.0	0.0	0.0	0.0	0.0	0.0
Red Globe *	0.0	0.0	19.2	0.0	0.0	0.0	0.0	0.0	0.0	0.0
Ribier	0.0	0.0	0.0	0.0	0.0	0.0	0.0	0.0	0.0	0.0
Rouge	0.0	0.0	0.0	0.0	0.0	0.0	0.0	0.0	0.0	0.0
Ruby Seedless *	0.0	0.0	0.0	0.0	0.0	0.0	0.0	0.0	0.0	0.0
Scarlet Royal	0.0	0.0	0.0	0.0	0.0	0.0	0.0	0.0	0.0	0.0
Sugraone *	0.0	0.0	0.0	0.0	0.0	0.0	0.0	0.0	0.0	0.0
Summer Royal	0.0	0.0	0.0	0.0	0.0	0.0	0.0	0.0	0.0	0.0
Sweet Scarlet	0.0	0.0	0.0	0.0	0.0	0.0	0.0	0.0	0.0	0.0
Sweet Sunshine	0.0	0.0	0.0	0.0	0.0	0.0	0.0	0.0	0.0	0.0
Timco	0.0	0.0	0.0	0.0	0.0	0.0	0.0	0.0	0.0	0.0
Vintage Red	0.0	0.0	0.0	0.0	0.0	0.0	0.0	0.0	0.0	0.0
Other Table 1/	0.0	0.0	0.0	0.2	0.0	0.0	0.0	0.0	0.0	0.3
Total Table	0.0	0.0	19.2	0.2	0.0	0.0	0.0	0.0	0.0	0.3
WINE GRAPES (WHITE):										
Albarino	2.9	1.0	26.2	62.5	76.2	2.7	332.5	310.2	31.8	26.3
Arneis	16.3	0.0	111.7	0.5	0.0	0.0	0.0	16.9	0.5	1.0
Burger *	0.0	0.0	0.0	0.0	0.0	0.0	0.0	0.0	0.0	0.0
Chardonnay *	18,391.8	1,707.3	64,208.9	21,144.9	4,034.3	4,949.1	84,397.3	33,982.6	14,470.7	345.4
Chenin Blanc	103.6	3.3	21.5	38.9	623.8	0.0	492.2	249.7	127.0	8.1
Cortese	4.9	0.0	0.0	0.0	0.0	0.0	0.0	3.8	2.3	0.0
Emerald Riesling	0.0	0.0	0.0	0.0	0.0	0.0	0.0	0.0	0.0	0.0
Fiano	0.0	0.0	5.6	0.3	0.0	0.0	0.5	3.3	7.1	3.0
Flora	2.6	0.0	0.0	22.1	0.0	0.0	0.0	0.0	0.0	2.1
Folle Blanche	0.0	0.0	11.4	0.0	0.0	0.0	0.0	0.0	0.0	0.0
French Colombard	103.0	0.0	53.8	0.0	21.8	1.0	0.0	0.0	903.8	0.0
Gewurztraminer	357.6	441.4	202.5	6.0	586.6	444.5	4,756.8	77.5	6.1	3.8
Gray Riesling *	0.0	0.0	37.1	0.0	0.0	0.0	0.0	0.0	0.0	0.0
Grenache Blanc	0.0	5.8	61.7	28.9	3.8	2.1	87.8	729.1	15.4	40.3
Gruener Veltliner	0.0	0.0	36.2	9.8	0.0	4.4	309.1	118.2	0.0	0.0
Malvasia Bianca	0.0	0.0	7.2	4.1	12.8	20.5	383.8	121.4	1.1	8.0
Marsanne	17.3	7.1	44.6	28.0	0.0	3.4	79.6	150.7	1.7	33.6
Melon	0.0	0.0	11.9	0.0	0.0	0.0	0.0	7.7	0.0	0.2
Moscato Gaillo *	0.0	0.0	5.1	0.0	0.0	0.0	0.0	0.6	0.3	1.7
Muscat Blanc *	200.5	368.8	154.8	345.2	65.8	38.3	1,118.9	697.7	313.8	37.6
Muscat Orange	53.5	19.1	3.3	6.4	197.0	5.4	31.3	197.1	342.5	27.7
Muscat of Alexandria	30.4	0.0	2.8	0.6	0.0	3.0	0.0	0.0	4,010.2	0.0
Palomino *	0.0	0.0	5.1	0.0	0.0	18.8	0.0	0.0	0.0	0.0
Picpoul Blanc	1.1	0.0	4.1	1.7	0.0	1.1	14.2	64.3	0.5	2.7
Pinot Blanc	81.2	0.0	187.6	55.1	0.0	5.1	484.7	114.4	0.0	0.4
Pinot Gris *	315.4	386.4	1,363.9	275.5	3,256.5	794.5	4,341.2	2,018.9	4,405.3	70.3
Ribolla Gialla *	0.0	0.0	4.2	17.2	0.0	0.0	0.0	0.0	0.6	0.0
Roussanne	103.0	79.9	91.3	49.9	0.0	12.1	51.1	518.7	6.5	82.4
Sauvignon Blanc	3,002.2	11,640.1	12,125.3	10,937.9	735.4	962.4	5,207.5	4,190.5	676.7	377.0
Sauvignon Musque	98.9	147.2	411.8	251.5	0.0	0.0	22.0	0.0	0.2	0.0
Sauvignon Vert *	2.9	0.0	11.7	10.4	0.0	0.0	0.0	0.0	0.0	0.0
Semillon	35.8	308.0	376.1	713.2	0.0	56.9	58.2	14.9	142.1	27.1
St. Emillion *	0.0	0.0	0.0	0.0	0.0	6.8	0.0	4.7	6.1	0.6
Sylvaner	0.0	0.0	5.2	0.0	0.0	0.0	0.0	6.2	0.0	0.0
Symphony	4.2	0.0	0.0	0.0	150.2	92.5	0.0	0.0	0.0	0.0
Tocai Friulano	24.5	0.0	7.2	8.2	0.0	0.0	12.9	22.3	0.0	0.2
Torrontes	0.0	0.0	0.0	0.0	0.0	0.0	0.0	2.0	0.0	0.0
Triplet Blanc	0.0	0.0	0.0	0.0	0.0	0.0	0.0	0.0	0.0	0.0
Verdelho	0.0	0.0	0.8	1.6	16.1	13.3	2.1	22.5	165.7	23.1
Vermentino *	0.0	3.5	76.1	6.2	0.0	0.0	2.9	44.3	48.6	45.0
Vernaccia	0.0	0.0	19.2	0.0	0.0	0.0	0.0	0.0	0.0	0.0
Viognier	510.8	207.5	564.1	289.3	223.0	101.9	306.2	1,321.7	332.1	262.1
White Riesling *	254.0	238.9	240.6	233.4	268.2	2.7	8,137.1	1,074.1	11.3	24.9
Other White 1/	6.1	0.0	34.5	14.1	0.0	9.5	3.4	43.0	32.4	6.7
Total White	23,724.5	15,565.3	80,535.1	34,563.4	10,271.5	7,552.0	110,633.3	46,129.0	26,062.4	1,461.3

**TABLE 2: TONS OF GRAPES CRUSHED BY CALIFORNIA PROCESSORS
FROM THE 2015 CROP BY TYPE, VARIETY, AND REPORTING DISTRICT WHERE GROWN, WITH COMPARISONS**

Type and Variety	11	12	13	14	15	16	17	2015 State Total	2014 State Total
	Tons								
RAISIN GRAPES:									
Fiesta	0.0	0.0	13,774.2	230.6	0.0	0.0	0.0	14,004.8	21,884.3
Selma Pete	0.0	0.0	0.0	0.0	0.0	0.0	0.0	0.0	50.2
Thompson Seedless	0.0	0.0	48,430.8	29,991.1	0.0	0.0	0.0	78,421.9	133,573.8
Other Raisin 1/	0.0	0.0	4.9	0.0	0.0	0.0	0.0	4.9	6.1
Total Raisin	0.0	0.0	62,209.9	30,221.7	0.0	0.0	0.0	92,431.6	155,514.4
TABLE GRAPES:									
Autumn King	0.0	0.0	0.0	9,136.5	0.0	0.0	0.0	9,136.5	3,528.0
Autumn Royal	0.0	0.0	63.2	2,820.5	0.0	0.0	0.0	2,883.7	3,687.9
Beauty Seedless *	0.0	0.0	0.0	93.1	0.0	0.0	0.0	93.1	0.0
Black Monukka	0.0	0.0	89.5	0.0	0.0	0.0	0.0	89.5	21.5
Blanc Seedless	0.0	0.0	0.0	1,459.1	0.0	0.0	0.0	1,459.1	0.0
Calmeria	0.0	0.0	0.0	331.5	0.0	0.0	0.0	331.5	581.4
Christmas Rose	0.0	0.0	0.0	44.9	0.0	0.0	0.0	44.9	592.3
Crimson Seedless *	0.0	0.0	657.4	10,133.0	0.0	0.0	0.0	10,790.4	9,767.2
Emerald Seedless *	0.0	0.0	0.0	716.7	0.0	0.0	0.0	716.7	651.1
Emperor	0.0	0.0	0.0	19.2	0.0	0.0	0.0	19.2	79.1
Fantasy Seedless	0.0	0.0	345.1	0.0	0.0	0.0	0.0	345.1	0.0
Flame Seedless *	0.0	0.0	64.9	3,251.6	0.0	0.0	0.0	3,316.5	6,260.9
Flame Tokay	526.8	0.0	0.0	0.0	0.0	0.0	0.0	526.8	847.6
Italia *	0.0	0.0	0.0	79.4	0.0	0.0	0.0	79.4	470.8
Krissy	0.0	0.0	65.0	0.0	0.0	0.0	0.0	65.0	0.0
Malaga *	0.0	0.0	136.5	0.0	0.0	0.0	0.0	136.5	214.2
Perlette	0.0	0.0	0.0	138.2	0.0	0.0	0.0	138.2	0.0
Princess *	0.0	0.0	22.9	979.8	0.0	0.0	0.0	1,002.7	3,093.9
Red Globe *	0.0	0.0	42.1	8,800.9	0.0	0.0	0.0	8,862.2	9,261.8
Ribier	0.0	0.0	55.5	0.0	0.0	0.0	0.0	55.5	134.8
Rouge	0.0	0.0	0.0	0.0	0.0	0.0	0.0	0.0	3,757.0
Ruby Seedless *	0.0	0.0	477.7	1,448.2	0.0	0.0	0.0	1,925.9	3,680.8
Scarlet Royal	0.0	0.0	97.5	5,349.2	0.0	0.0	0.0	5,446.7	3,737.2
Sugraone *	0.0	0.0	0.0	605.1	0.0	0.0	0.0	605.1	777.6
Summer Royal	0.0	0.0	0.0	464.1	0.0	0.0	0.0	464.1	241.3
Sweet Scarlet	0.0	0.0	0.0	80.3	0.0	0.0	0.0	80.3	0.0
Sweet Sunshine	0.0	0.0	0.0	1,495.7	0.0	0.0	0.0	1,495.7	1,671.6
Timco	0.0	0.0	47.2	0.0	0.0	0.0	0.0	47.2	0.0
Vintage Red	0.0	0.0	0.0	0.0	0.0	0.0	0.0	0.0	28.1
Other Table 1/	0.0	0.0	223.7	20,281.6	0.0	0.4	44.2	20,550.4	41,536.7
Total Table	526.8	0.0	2,388.2	67,728.6	0.0	0.4	44.2	70,707.9	94,622.8
WINE GRAPES (WHITE):									
Albarino	207.1	0.0	6.9	0.0	0.0	10.1	596.6	1,693.0	1,759.4
Arneis	0.0	0.0	0.0	0.0	0.0	24.2	0.0	171.1	190.9
Burger *	3,055.7	2,356.0	24,107.9	0.0	0.0	0.0	0.0	29,519.6	26,774.3
Chardonnay *	128,081.1	72,221.3	109,977.8	29,974.3	16.7	187.0	45,481.7	633,572.2	719,012.3
Chenin Blanc	1,070.9	3,243.2	15,582.3	0.0	0.0	10.4	13,196.3	34,771.2	43,092.2
Cortese	0.0	0.0	0.0	0.0	0.0	3.8	28.7	43.5	14.8
Emerald Riesling	0.0	0.0	0.0	0.0	0.0	0.0	0.0	0.0	184.9
Fiano	0.0	0.0	0.0	0.0	0.0	2.1	7.2	29.1	37.8
Flora	0.0	0.0	0.0	0.0	0.0	0.0	0.0	26.8	29.6
Folle Blanche	0.0	0.0	0.0	0.0	0.0	0.0	0.0	11.4	24.3
French Colombard	2,696.3	7,643.4	280,126.3	40,036.1	0.0	0.0	0.0	331,585.5	308,261.0
Gewurztraminer	120.3	434.4	0.0	0.0	0.0	53.9	5,011.4	12,502.8	14,976.5
Gray Riesling *	18.8	0.0	0.0	0.0	0.0	0.0	0.0	55.9	21.6
Grenache Blanc	75.7	0.0	54.1	0.0	0.0	32.5	22.2	1,159.4	1,106.3
Gruener Veltliner	0.0	0.0	0.0	0.0	0.0	0.0	61.3	539.0	1,492.8
Malvasia Bianca	1,216.1	4,745.4	682.8	0.0	0.0	5.8	0.0	7,209.0	7,033.2
Marsanne	101.2	0.0	22.7	0.0	0.0	8.1	0.0	498.0	610.0
Melon	0.0	0.0	0.0	0.0	0.0	0.0	0.0	19.8	17.0
Moscato Gaillo *	34.0	0.0	4.8	0.0	0.0	0.0	0.0	46.5	32.8
Muscat Blanc *	1,967.4	2,629.9	8,307.7	9,213.7	0.0	198.9	309.2	25,968.2	44,634.6
Muscat Orange	945.5	869.1	794.2	0.0	0.0	5.2	42.6	3,539.9	3,126.9
Muscat of Alexandria	477.4	11,144.5	129,212.5	35,245.0	1.5	4.2	105.5	180,237.6	158,521.4
Palomino *	0.0	0.0	779.1	0.0	0.0	13.4	0.0	816.4	786.4
Picpoul Blanc	1.0	0.0	0.0	0.0	0.0	2.8	0.0	93.5	85.8
Pinot Blanc	0.0	0.0	35.0	0.0	0.0	0.0	0.0	963.5	1,556.4
Pinot Gris *	46,089.1	36,211.1	46,715.5	25,115.6	1.6	93.9	13,733.3	185,188.0	181,872.9
Ribolla Gialla *	0.0	0.0	0.0	0.0	0.0	0.0	0.0	22.0	25.8
Roussanne	62.7	0.0	9.0	0.0	0.0	77.4	0.0	1,144.0	1,219.5
Sauvignon Blanc	16,996.8	5,420.3	1,483.8	3,614.6	8.3	96.3	10,781.0	88,256.1	111,081.4
Sauvignon Musque	0.0	0.0	0.7	0.0	0.0	0.0	0.0	932.3	1,208.6
Sauvignon Vert *	0.0	0.0	0.0	0.0	0.0	0.0	0.0	25.0	21.2
Semillon	593.5	1.1	550.6	0.0	0.0	1.2	678.9	3,557.6	4,738.0
St. Emilion *	0.0	0.0	0.0	0.0	0.0	7.5	0.0	25.7	20.8
Sylvaner	0.0	0.0	0.0	0.0	0.0	0.0	0.0	11.4	24.4
Symphony	2,872.5	23,544.9	11,471.0	0.0	0.0	0.4	739.3	38,875.0	30,566.1
Tocai Friulano	1.6	0.0	0.0	0.0	0.0	0.0	0.0	76.9	149.0
Torrontes	15.1	0.0	0.0	0.0	0.0	0.0	0.0	17.1	31.7
Triplett Blanc	0.0	0.0	15,398.9	0.0	0.0	0.0	0.0	15,398.9	19,509.7
Verdelho	1,871.1	0.0	0.0	5.2	0.0	7.3	161.7	2,290.5	1,607.7
Vermantino *	751.6	0.0	0.0	0.0	0.0	28.1	0.0	1,006.3	908.6
Vernaccia	0.0	0.0	0.0	0.0	0.0	0.0	0.0	19.2	17.1
Viognier	9,663.7	3,929.1	77.0	0.0	3.4	166.3	1,478.3	19,436.5	24,370.4
White Riesling *	4,259.0	15,395.9	1,034.4	2.8	0.0	171.8	4,529.5	35,878.6	36,516.7
Other White 1/	3,153.2	181.5	925.3	2,074.4	0.0	17.8	54.0	6,555.9	5,765.5
Total White	226,398.4	189,971.1	647,360.3	145,281.7	31.5	1,230.4	97,018.7	1,663,789.9	1,753,038.3

**TABLE 2: TONS OF GRAPES CRUSHED BY CALIFORNIA PROCESSORS
FROM THE 2015 CROP BY TYPE, VARIETY, AND REPORTING DISTRICT WHERE GROWN, WITH COMPARISONS**

Type and Variety	1	2	3	4	5	6	7	8	9	10
	Tons									
WINE GRAPES (RED):										
Aglianico	0.7	0.5	16.4	2.7	0.0	5.6	0.0	30.0	15.7	16.9
Aleatico	3.3	0.0	12.0	0.1	0.0	0.0	0.1	0.0	0.0	0.0
Alicante Bouschet *	0.0	0.0	89.1	4.0	0.0	55.1	9.4	23.6	0.3	54.4
Arima	0.0	0.0	0.0	0.3	0.0	0.0	0.0	0.2	0.0	0.0
Barbera	158.7	111.6	134.5	29.0	13.8	75.3	42.1	269.7	75.2	791.3
Blaufraenkisch *	0.0	0.0	1.4	0.0	0.0	0.0	0.0	16.8	5.0	0.0
Cabernet Franc	90.3	518.5	1,357.8	2,730.5	47.8	159.2	466.6	1,321.1	18.7	312.1
Cabernet Sauvignon	8,575.7	14,428.4	32,947.3	53,194.9	1,050.3	3,987.6	18,776.8	32,740.2	2,423.2	2,279.7
Carignane	948.1	5.0	305.8	19.4	37.5	329.8	4.6	33.6	0.0	21.5
Carmenere	2.5	0.0	6.3	5.4	0.0	0.9	0.0	3.1	0.6	0.0
Carmelian	0.0	0.0	0.0	0.0	0.0	0.0	0.0	0.0	0.0	0.0
Centurian	0.0	0.0	0.0	0.0	0.0	0.0	0.0	0.0	0.0	0.0
Charbono	30.4	0.0	0.0	133.0	12.1	0.8	0.0	28.2	0.0	25.0
Ciliegiolo	0.0	0.0	1.2	0.0	0.0	0.0	0.0	0.0	0.0	0.0
Cinsaut *	0.0	0.2	21.3	2.3	0.0	30.3	38.5	49.1	0.0	26.8
Counoise	15.5	3.5	9.1	0.3	0.0	9.5	0.2	97.9	1.0	12.6
Dolcetto	63.2	0.0	27.7	15.5	6.8	4.6	2.5	58.6	0.0	25.5
Domfelder	0.0	0.0	21.3	0.0	0.0	0.0	2.6	3.8	102.2	0.0
Durif	0.0	0.0	0.0	0.0	0.0	0.0	0.0	2.0	22.5	0.2
Freisa	0.0	0.0	2.2	0.0	0.0	0.0	0.0	3.4	0.0	4.8
Gamay (Napa) *	52.1	0.0	3.5	55.4	259.8	2.2	173.3	296.5	0.0	0.0
Gamay Noir Au Jus Blanc	0.0	0.0	1.3	1.9	0.0	0.0	0.0	0.0	0.0	20.6
Graeciano	0.0	0.1	8.1	0.0	1.6	5.4	7.8	8.1	20.7	27.0
Gretnach *	383.1	195.2	567.4	193.1	10.7	377.4	1,208.0	3,966.6	588.8	436.0
Grignolino	0.0	0.0	0.0	28.7	0.0	7.4	0.0	0.0	0.0	0.0
Lagrein	0.0	0.0	7.8	12.8	0.0	0.0	0.0	141.3	0.0	7.6
Lambrusco	0.0	0.0	0.0	0.0	0.0	0.0	0.0	0.0	0.0	0.0
Malbec	259.9	648.1	1,896.3	1,385.5	100.2	318.4	1,459.2	1,232.7	1,979.8	134.8
Mataro *	18.5	115.8	149.7	33.6	7.2	917.5	128.1	1,115.5	30.5	363.7
Merlot	6,405.9	1,573.4	12,031.4	14,026.5	736.8	1,753.8	24,204.3	15,740.2	966.6	728.1
Meunier *	14.5	0.0	301.6	220.3	0.0	0.0	0.5	0.3	0.0	0.0
Mission	0.0	0.0	0.0	0.0	0.0	2.7	0.0	4.2	0.0	18.4
Montepulciano	17.2	0.0	40.2	2.1	0.0	21.6	1.6	7.4	15.7	27.7
Muscat Hamburg *	0.0	0.0	3.9	0.0	0.4	0.0	1.1	10.3	0.2	14.7
Nebbiolo	14.4	4.5	30.6	10.1	0.0	20.1	0.0	134.1	1.6	39.7
Negrette *	0.0	0.0	0.0	0.0	0.0	0.1	1.8	18.9	0.0	0.0
Negroamaro	7.3	0.0	12.9	1.4	0.0	0.0	0.0	65.5	2.3	0.0
Nero D'Avola *	5.4	0.0	16.1	1.6	0.0	0.0	0.0	0.1	0.0	0.0
Petit Verdot	99.5	251.2	953.4	1,985.3	72.8	707.4	1,047.3	2,234.9	1,906.6	162.7
Petite Sirah	1,997.3	2,191.6	2,347.4	2,740.4	461.9	2,163.9	1,629.8	7,191.7	3,199.0	823.2
Pinot Noir	6,514.3	158.7	30,667.2	6,248.1	4,223.8	842.4	31,968.9	17,012.2	2,014.9	43.9
Pinotage	12.5	0.0	14.5	0.6	0.0	1.1	0.0	0.0	0.0	4.3
Primitivo	278.4	57.1	116.3	61.3	3.9	29.6	100.6	681.4	4.8	258.0
Refosco *	0.0	0.0	0.1	4.0	0.0	1.6	0.0	38.2	1.0	4.2
Royalty	0.0	0.0	0.0	0.0	0.0	0.0	0.0	0.0	0.0	0.0
Rubired *	0.0	0.0	0.0	0.0	0.0	0.0	0.0	0.0	1,415.9	0.0
Ruby Cabernet	0.0	0.0	0.0	0.0	0.0	0.0	411.7	0.0	0.8	0.0
Sagrantino	0.0	0.0	20.5	1.7	0.0	0.0	0.0	2.5	0.0	3.7
Salvador	0.0	0.0	0.0	0.0	0.0	0.0	0.0	0.0	0.0	0.0
Sangiovese *	249.4	38.0	929.3	399.1	39.4	113.4	202.9	470.1	53.5	401.1
Segalin	0.0	0.0	0.0	0.0	0.0	0.0	0.0	0.0	0.0	0.0
Souzao	5.8	2.6	3.2	0.0	0.0	4.7	23.8	20.4	0.2	18.0
St Laurent	0.0	0.0	16.4	0.0	0.0	0.0	0.0	0.0	0.0	0.0
Syrah *	1,910.2	949.8	2,848.1	1,745.0	190.1	536.8	5,120.8	10,201.6	3,115.1	1,219.7
Tannat	12.9	0.0	67.6	14.3	16.3	0.0	214.7	304.0	363.4	8.6
Tempranillo *	3.3	187.0	134.6	77.5	12.7	96.0	67.7	1,220.8	808.9	299.6
Teroldego	0.0	0.0	0.7	0.0	0.0	0.0	13.9	54.1	50.7	10.5
Tinta Cao	3.5	0.0	10.5	0.6	0.0	4.4	4.1	24.6	0.1	19.8
Tinta Madeira	0.0	0.0	1.1	0.0	0.0	0.0	0.0	1.1	0.0	0.0
Touriga Nacional *	14.7	15.3	7.3	56.6	0.0	10.9	8.7	40.5	0.3	52.7
Trousseau *	1.4	7.1	4.7	0.0	0.0	0.0	3.3	4.0	0.0	3.7
Zinfandel	5,567.3	1,758.0	13,070.9	4,009.0	351.7	2,412.4	290.1	7,042.2	7,480.0	6,860.4
Other Red 1/	26.3	0.3	296.3	108.2	0.0	23.5	13.6	21.1	11.3	46.4
Total Red	33,763.5	23,221.5	101,534.3	89,562.1	7,657.6	15,033.4	87,651.0	103,988.4	26,697.1	15,629.6
TOTAL WINE	57,488.0	38,786.8	182,069.4	124,125.5	17,929.1	22,585.4	198,284.3	150,117.4	52,759.5	17,090.9
TOTAL ALL VARIETIES	57,488.0	38,786.8	182,088.6	124,125.7	17,929.1	22,585.4	198,284.3	150,117.4	52,759.5	17,091.2

**TABLE 2: TONS OF GRAPES CRUSHED BY CALIFORNIA PROCESSORS
FROM THE 2015 CROP BY TYPE, VARIETY, AND REPORTING DISTRICT WHERE GROWN, WITH COMPARISONS**

Type and Variety	11	12	13	14	15	16	17	2015 State Total	2014 State Total
	Tons								
WINE GRAPES (RED):									
Aglianico	1.6	8.0	0.8	0.0	0.0	19.7	6.3	124.9	168.1
Aleatico	0.0	0.0	0.0	0.0	0.0	1.5	0.0	17.0	24.1
Alicante Bouschet *	2,094.1	1,591.0	3,180.1	95.3	8.6	11.3	0.0	7,216.3	7,096.0
Arimarno	0.0	0.0	346.7	0.0	0.0	0.0	0.0	347.2	333.3
Barbera	1,145.2	55.4	48,300.2	329.7	0.0	65.2	20.7	51,617.6	44,700.6
Blaufraenkisch *	0.0	0.9	0.0	0.0	0.0	0.0	0.0	24.1	51.6
Cabernet Franc	2,887.5	13.9	138.6	131.3	15.4	181.7	129.3	10,520.3	13,154.8
Cabernet Sauvignon	134,347.1	62,532.1	69,004.3	16,658.3	54.3	448.5	2,144.8	455,593.5	514,507.2
Carignane	1,057.3	0.0	8,138.4	1,370.0	0.0	14.7	0.3	12,286.0	14,073.9
Carmenere	0.0	0.0	0.0	0.0	0.0	5.2	0.0	24.0	36.7
Carnelian	0.0	0.0	2,767.6	17.8	0.0	0.0	0.0	2,785.4	3,751.7
Centurian	0.0	0.0	1,212.6	0.0	0.0	0.0	0.0	1,212.6	345.9
Charbono	3.7	0.0	74.4	0.0	0.0	3.6	0.0	311.2	366.3
Ciliegiolo	0.5	9.4	0.0	0.0	0.0	0.0	0.0	11.1	107.6
Cinsaut *	126.4	0.0	48.0	0.0	0.0	67.4	13.1	423.4	462.2
Counoise	0.0	0.0	2.6	0.0	0.0	8.5	0.0	160.7	178.7
Dolcetto	41.9	0.0	2.0	0.0	0.0	21.4	2.6	272.3	298.6
Dornfelder	197.0	978.1	0.0	0.0	0.0	0.0	0.0	1,305.0	1,585.4
Durif	0.0	8.3	0.0	0.0	0.0	1.0	0.0	34.0	11.9
Freisa	0.0	0.0	0.0	0.0	0.0	0.0	0.0	10.4	24.1
Gamay (Napa) *	0.0	0.0	398.6	0.0	0.0	0.0	144.6	1,386.0	1,749.1
Gamay Noir Au Jus Blanc	0.0	0.0	0.0	0.0	0.0	0.0	0.0	23.8	33.8
Graciano	182.4	2.4	0.0	0.0	0.0	0.0	0.4	264.0	258.5
Grenache *	505.4	1,764.6	31,110.6	870.9	37.8	157.8	10.7	42,384.1	53,313.2
Grignolino	0.0	0.0	0.0	0.0	0.0	0.0	0.0	36.1	35.5
Lagrein	162.9	0.0	0.0	0.0	0.0	0.0	0.0	332.4	288.3
Lambrusco	0.0	215.2	0.0	0.0	0.0	0.0	0.0	215.2	35.2
Malbec	12,743.9	1,966.3	3,407.0	1.9	6.8	99.9	123.7	27,764.4	28,020.6
Mataro *	140.6	441.6	39.6	0.0	5.2	118.1	8.0	3,633.2	3,413.1
Merlot	73,575.7	31,738.3	46,728.8	14,876.8	29.9	277.2	7,495.5	252,889.2	283,583.6
Meunier *	0.0	0.0	0.0	0.0	0.0	0.1	0.0	537.3	918.6
Mission	11.1	0.0	5,650.0	0.0	8.5	5.7	0.0	5,700.6	6,910.6
Montepulciano	14.7	117.3	61.8	0.0	0.0	59.8	0.0	387.1	504.3
Muscat Hamburg *	0.0	204.5	396.8	0.0	0.0	0.0	0.0	631.9	736.8
Nebbiolo	0.0	0.0	131.2	0.0	0.0	10.3	10.6	407.2	549.7
Negrette *	0.0	0.0	0.0	0.0	0.0	0.0	0.0	20.8	28.3
Negroamaro	0.0	1.5	4.4	0.0	0.0	1.2	0.0	96.5	102.6
Nero D'Avola *	17.8	12.3	1.7	0.0	0.0	0.8	3.6	59.4	127.0
Petit Verdot	6,956.7	4,138.8	1,527.5	7.0	4.2	53.3	16.0	22,124.6	21,027.0
Petite Sirah	32,374.7	9,401.6	1,793.2	255.0	7.0	152.2	6,442.5	75,172.4	68,326.5
Pinot Noir	24,562.0	23,007.9	11,148.0	10,577.8	11.3	27.9	15,939.9	184,969.2	246,905.6
Pinotage	43.4	0.0	0.0	0.0	0.0	4.0	0.0	80.4	115.1
Primitivo	226.8	4.5	1.8	2.6	0.0	21.0	12.7	1,860.8	1,522.5
Refosco *	273.5	0.0	0.0	0.0	0.0	1.4	0.0	324.0	439.9
Royalty	0.0	0.0	37.6	0.0	0.0	0.0	0.0	37.6	31.8
Rubired *	1,539.8	6,305.2	217,395.5	52,852.2	0.0	7.0	0.0	279,515.6	242,153.1
Ruby Cabernet	676.4	2,243.9	51,955.9	12,388.9	0.0	8.5	0.0	67,686.1	68,845.8
Sagrantino	0.5	8.4	0.0	0.0	0.0	2.4	0.0	39.7	42.7
Salvador	0.0	0.0	0.0	354.6	0.0	1.0	0.0	355.6	832.3
Sangiovese *	1,714.8	77.4	236.6	204.3	10.8	317.5	273.7	5,731.3	7,504.7
Segalin	258.7	0.0	503.6	0.0	0.0	0.0	0.0	762.3	874.1
Souzao	231.5	1.0	166.6	0.0	0.0	0.0	0.0	477.8	575.1
St Laurent	0.0	0.0	0.0	0.0	0.0	0.0	0.0	16.4	13.5
Syrah *	18,686.5	10,140.6	34,175.0	1,363.1	26.3	351.9	679.5	93,260.1	113,784.2
Tannat	2,889.8	1,579.3	400.3	6.2	0.8	6.0	7.8	5,892.0	4,315.5
Tempranillo *	1,619.8	21.8	6,337.0	1.0	7.7	115.7	162.1	11,173.2	11,254.7
Teroldego	1,761.6	24.6	7.2	0.0	0.0	1.6	88.7	2,013.6	646.6
Tinta Cao	9.4	0.0	495.3	0.0	0.0	5.6	0.0	577.9	450.7
Tinta Madeira	0.0	0.0	93.9	0.0	0.0	0.0	0.0	96.1	145.5
Touriga Nacional *	1,088.6	10.4	414.2	0.0	0.0	11.3	0.0	1,731.5	2,053.7
Trousseau *	17.4	0.0	0.0	0.0	0.0	0.0	0.0	41.6	76.5
Zinfandel	119,276.0	17,631.2	165,885.5	32,869.2	94.8	168.4	3,629.3	388,396.4	355,321.6
Other Red 1/	711.9	401.4	13,395.9	2,234.0	8.0	20.7	59.3	17,378.2	12,212.5
Total Red	444,176.6	176,659.1	727,117.4	147,467.9	337.4	2,858.0	37,425.7	2,040,780.6	2,141,358.7
TOTAL WINE	670,575.0	366,630.2	1,374,477.7	292,749.6	368.9	4,088.4	134,444.4	3,704,570.5	3,894,397.0
TOTAL ALL VARIETIES	671,101.8	366,630.2	1,439,075.8	390,699.9	368.9	4,088.8	134,488.6	3,867,710.0	4,144,534.2

* Synonyms for variety names are shown on Page 5.
1/ Other categories include minor and mixed varieties.

TABLE 3: WEIGHTED AVERAGE DEGREES BRUX FOR ALL GRAPES CRUSHED BY CALIFORNIA PROCESSORS FROM THE 2015 CROP BY TYPE, VARIETY, AND REPORTING DISTRICT WHERE GROWN, WITH COMPARISONS

Type and Variety	1	2	3	4	5	6	7	8	9	10	11	12	13	14	15	16	17	2015 State Total	2014 State Total
	Degrees Brix																		
RAISIN GRAPES:																			
Fiesta	0.0	0.0	0.0	0.0	0.0	0.0	0.0	0.0	0.0	0.0	0.0	0.0	19.8	22.6	0.0	0.0	0.0	19.9	22.1
Selma Pete	0.0	0.0	0.0	0.0	0.0	0.0	0.0	0.0	0.0	0.0	0.0	0.0	0.0	0.0	0.0	0.0	0.0	0.0	27.2
Thompson Seedless	0.0	0.0	0.0	0.0	0.0	0.0	0.0	0.0	0.0	0.0	0.0	0.0	19.8	21.4	0.0	0.0	0.0	20.4	21.4
Other Raisin 1/	0.0	0.0	0.0	0.0	0.0	0.0	0.0	0.0	0.0	0.0	0.0	0.0	26.4	0.0	0.0	0.0	0.0	26.4	22.5
Total Raisin	0.0	0.0	0.0	0.0	0.0	0.0	0.0	0.0	0.0	0.0	0.0	0.0	19.8	21.4	0.0	0.0	0.0	20.3	21.5
TABLE GRAPES:																			
Autumn King	0.0	0.0	0.0	0.0	0.0	0.0	0.0	0.0	0.0	0.0	0.0	0.0	0.0	19.7	0.0	0.0	0.0	19.7	19.9
Autumn Royal	0.0	0.0	0.0	0.0	0.0	0.0	0.0	0.0	0.0	0.0	0.0	0.0	19.7	20.5	0.0	0.0	0.0	20.5	20.4
Beauty Seedless *	0.0	0.0	0.0	0.0	0.0	0.0	0.0	0.0	0.0	0.0	0.0	0.0	0.0	22.8	0.0	0.0	0.0	22.8	0.0
Black Monukka	0.0	0.0	0.0	0.0	0.0	0.0	0.0	0.0	0.0	0.0	0.0	0.0	26.3	0.0	0.0	0.0	0.0	26.3	23.0
Blanc Seedless	0.0	0.0	0.0	0.0	0.0	0.0	0.0	0.0	0.0	0.0	0.0	0.0	0.0	20.0	0.0	0.0	0.0	20.0	0.0
Calmeria	0.0	0.0	0.0	0.0	0.0	0.0	0.0	0.0	0.0	0.0	0.0	0.0	0.0	20.5	0.0	0.0	0.0	20.5	20.1
Christmas Rose	0.0	0.0	0.0	0.0	0.0	0.0	0.0	0.0	0.0	0.0	0.0	0.0	0.0	20.1	0.0	0.0	0.0	20.1	20.7
Crimson Seedless *	0.0	0.0	0.0	0.0	0.0	0.0	0.0	0.0	0.0	0.0	0.0	0.0	22.5	20.6	0.0	0.0	0.0	20.7	19.8
Emerald Seedless *	0.0	0.0	0.0	0.0	0.0	0.0	0.0	0.0	0.0	0.0	0.0	0.0	0.0	20.9	0.0	0.0	0.0	20.9	21.1
Emperor	0.0	0.0	0.0	0.0	0.0	0.0	0.0	0.0	0.0	0.0	0.0	0.0	0.0	26.6	0.0	0.0	0.0	26.6	18.9
Fantasy Seedless	0.0	0.0	0.0	0.0	0.0	0.0	0.0	0.0	0.0	0.0	0.0	0.0	24.4	0.0	0.0	0.0	0.0	24.4	0.0
Flame Seedless *	0.0	0.0	0.0	0.0	0.0	0.0	0.0	0.0	0.0	0.0	0.0	0.0	24.1	21.0	0.0	0.0	0.0	21.1	20.8
Flame Tokay	0.0	0.0	0.0	0.0	0.0	0.0	0.0	0.0	0.0	20.6	0.0	0.0	0.0	0.0	0.0	0.0	0.0	20.6	19.7
Italia *	0.0	0.0	0.0	0.0	0.0	0.0	0.0	0.0	0.0	0.0	0.0	0.0	0.0	20.9	0.0	0.0	0.0	20.9	21.9
Krissy	0.0	0.0	0.0	0.0	0.0	0.0	0.0	0.0	0.0	0.0	0.0	0.0	24.0	0.0	0.0	0.0	0.0	24.0	0.0
Malaga *	0.0	0.0	0.0	0.0	0.0	0.0	0.0	0.0	0.0	0.0	0.0	0.0	17.8	0.0	0.0	0.0	0.0	17.8	19.6
Perlette	0.0	0.0	0.0	0.0	0.0	0.0	0.0	0.0	0.0	0.0	0.0	0.0	0.0	24.7	0.0	0.0	0.0	24.7	0.0
Princess *	0.0	0.0	0.0	0.0	0.0	0.0	0.0	0.0	0.0	0.0	0.0	0.0	21.2	21.0	0.0	0.0	0.0	21.0	21.8
Red Globe *	0.0	0.0	22.1	0.0	0.0	0.0	0.0	0.0	0.0	0.0	0.0	0.0	32.9	20.5	0.0	0.0	0.0	20.5	20.8
Ribier	0.0	0.0	0.0	0.0	0.0	0.0	0.0	0.0	0.0	0.0	0.0	0.0	21.3	0.0	0.0	0.0	0.0	21.3	18.4
Rouge	0.0	0.0	0.0	0.0	0.0	0.0	0.0	0.0	0.0	0.0	0.0	0.0	0.0	0.0	0.0	0.0	0.0	0.0	20.4
Ruby Seedless *	0.0	0.0	0.0	0.0	0.0	0.0	0.0	0.0	0.0	0.0	0.0	0.0	16.6	20.8	0.0	0.0	0.0	19.8	21.8
Scarlet Royal	0.0	0.0	0.0	0.0	0.0	0.0	0.0	0.0	0.0	0.0	0.0	0.0	24.2	20.5	0.0	0.0	0.0	20.6	21.2
Sugraone *	0.0	0.0	0.0	0.0	0.0	0.0	0.0	0.0	0.0	0.0	0.0	0.0	0.0	20.9	0.0	0.0	0.0	20.9	21.2
Summer Royal	0.0	0.0	0.0	0.0	0.0	0.0	0.0	0.0	0.0	0.0	0.0	0.0	0.0	21.0	0.0	0.0	0.0	21.0	23.6
Sweet Scarlet	0.0	0.0	0.0	0.0	0.0	0.0	0.0	0.0	0.0	0.0	0.0	0.0	0.0	23.0	0.0	0.0	0.0	23.0	0.0
Sweet Sunshine	0.0	0.0	0.0	0.0	0.0	0.0	0.0	0.0	0.0	0.0	0.0	0.0	0.0	21.0	0.0	0.0	0.0	21.0	20.8
Timco	0.0	0.0	0.0	0.0	0.0	0.0	0.0	0.0	0.0	0.0	0.0	0.0	30.4	0.0	0.0	0.0	0.0	30.4	0.0
Vintage Red	0.0	0.0	0.0	0.0	0.0	0.0	0.0	0.0	0.0	0.0	0.0	0.0	0.0	0.0	0.0	0.0	0.0	0.0	21.3
Other Table 1/	0.0	0.0	0.0	33.0	0.0	0.0	0.0	0.0	0.0	20.5	0.0	0.0	20.1	20.4	0.0	28.2	25.6	20.4	20.4
Total Table	0.0	0.0	22.1	33.0	0.0	0.0	0.0	0.0	0.0	20.5	20.6	0.0	21.6	20.5	0.0	28.2	25.6	20.5	20.5
WINE GRAPES (WHITE):																			
Albarino	21.3	26.3	22.6	22.8	22.2	22.3	23.8	22.9	23.5	22.7	22.5	0.0	24.4	0.0	0.0	22.6	22.0	22.7	22.8
Arneis	21.4	0.0	23.8	23.3	0.0	0.0	0.0	22.9	21.3	23.8	0.0	0.0	0.0	0.0	0.0	25.3	0.0	23.7	22.6
Burger *	0.0	0.0	0.0	0.0	0.0	0.0	0.0	0.0	0.0	0.0	17.0	16.8	17.6	0.0	0.0	0.0	0.0	17.4	17.3
Chardonnay *	24.1	24.4	24.3	23.5	24.6	23.5	24.7	24.7	23.9	24.5	24.5	23.0	22.7	24.5	23.5	22.8	24.2	24.0	23.9
Chenin Blanc	23.4	24.3	21.3	23.5	22.6	0.0	24.1	23.3	24.6	22.2	18.9	19.9	20.7	0.0	0.0	21.5	20.3	20.6	21.1
Cortese	21.4	0.0	0.0	0.0	0.0	0.0	0.0	19.0	20.5	0.0	0.0	0.0	0.0	0.0	0.0	25.5	23.3	22.7	22.3
Emerald Riesling	0.0	0.0	0.0	0.0	0.0	0.0	0.0	0.0	0.0	0.0	0.0	0.0	0.0	0.0	0.0	0.0	0.0	0.0	26.5
Fiano	0.0	0.0	21.7	25.4	0.0	0.0	22.2	23.1	23.1	23.4	0.0	0.0	0.0	0.0	0.0	24.1	22.0	22.7	22.5
Flora	24.0	0.0	0.0	20.6	0.0	0.0	0.0	0.0	0.0	23.7	0.0	0.0	0.0	0.0	0.0	0.0	0.0	21.2	21.6
Folle Blanche	0.0	0.0	23.8	0.0	0.0	0.0	0.0	0.0	0.0	0.0	0.0	0.0	0.0	0.0	0.0	0.0	0.0	23.8	22.7
French Colombard	21.2	0.0	20.9	0.0	17.9	23.0	0.0	0.0	23.2	0.0	19.3	21.4	20.6	21.0	0.0	0.0	0.0	20.7	20.5
Gewurztraminer	25.0	25.3	24.1	23.7	25.3	22.1	22.8	23.2	23.1	24.6	23.1	29.7	0.0	0.0	0.0	23.8	23.4	23.6	23.3
Gray Riesling *	0.0	0.0	22.0	0.0	0.0	0.0	0.0	0.0	0.0	0.0	0.0	23.4	0.0	0.0	0.0	0.0	0.0	22.5	23.4
Grenache Blanc	0.0	25.5	22.7	25.0	20.5	24.5	21.6	23.0	22.1	22.4	22.7	0.0	25.3	0.0	0.0	22.1	19.6	22.9	23.5
Gruener Veltliner	0.0	0.0	23.1	26.2	0.0	21.2	23.0	23.5	0.0	0.0	0.0	0.0	0.0	0.0	0.0	0.0	22.1	23.1	23.2
Malvasia Bianca	0.0	0.0	22.1	23.5	22.1	23.4	25.6	23.5	24.0	22.6	20.6	20.7	26.9	0.0	0.0	22.5	0.0	21.6	22.6
Marsanne	23.4	24.6	24.1	24.9	0.0	22.5	24.3	23.2	29.3	23.1	22.7	0.0	22.2	0.0	0.0	22.9	0.0	23.4	21.8
Melon	0.0	0.0	24.2	0.0	0.0	0.0	0.0	20.5	0.0	22.8	0.0	0.0	0.0	0.0	0.0	0.0	0.0	22.7	23.6
Moscato Gaillo *	0.0	0.0	24.9	0.0	0.0	0.0	0.0	22.0	22.0	21.8	20.4	0.0	21.6	0.0	0.0	0.0	0.0	21.1	21.4
Muscat Blanc *	23.6	24.2	24.9	24.5	25.5	26.3	25.3	24.8	22.3	24.6	23.1	20.2	22.7	25.3	0.0	23.4	22.1	23.6	22.8
Muscat Orange	26.7	24.5	25.0	25.1	22.7	28.0	27.4	23.7	23.1	25.2	23.6	24.2	23.7	0.0	0.0	23.5	24.8	23.8	23.6
Muscat of Alexandria	28.2	0.0	25.3	23.8	0.0	20.0	0.0	0.0	23.6	0.0	18.6	21.9	22.5	23.0	26.0	26.5	21.6	22.6	23.1
Palomino *	0.0	0.0	22.9	0.0	0.0	22.6	0.0	0.0	0.0	0.0	0.0	17.9	0.0	0.0	26.0	0.0	18.2	20.4	
Picpoul Blanc	24.3	0.0	21.1	21.2	0.0	24.5	20.0	22.8	24.0	22.4	21.5	0.0	0.0	0.0	19.9	0.0	22.2	22.0	
Pinot Blanc	22.8	0.0	24.9	22.8	0.0	23.4	23.4	23.2	0.0	25.0	0.0	0.0	22.2	0.0	0.0	0.0	23.5	23.8	
Pinot Gris *	23.6	24.2	24.2	22.7	21.5	20.7	23.1	22.6	22.0	23.8	22.6	22.7	21.4	22.0	22.1	22.9	21.4	22.1	22.7
Ribolla Gialla *	0.0	0.0	20.7	20.9	0.0	0.0	0.0	0.0	19.7	0.0	0.0	0.0	0.0	0.0	0.0	0.0	0.0	20.9	21.7
Roussanne	22.8	25.1	23.2	24.2	0.0	22.5	23.5	24.0	23.5	24.1	23.5	0.0	22.6	0.0	0.0	23.1	0.0	23.8	23.7
Sauvignon Blanc	23.5	23.6	23.8	23.8	21.6	21.8	24.2	24.0	20.1	23.0	21.4	20.0	22.2	26.8	23.0	23.0	21.4	22.8	23.0
Sauvignon Musque	24.3	22.9	23.6	24.6	0.0	0.0	18.9	0.0	27.0	0.0	0.0	0.0	24.0	0.0	0.0	0.0	23.7	23.7	23.7
Sauvignon Vert *	20.8	0.0	23.6	22.9	0.0	0.0	0.0	0.0	0.0	0.0	0.0	0.0	0.0	0.0	0.0	0.0	0.0	23.0	22.6
Semillon	24.4	23.5	23.0	22.6	0.0	22.8	24.6	22.1	22.3	23.3	17.5	24.0	17.0	0.0	21.6	15.5	19.7	21.1	21.1
St. Emilion *	0.0	0.0																	

**TABLE 4: TONS OF GRAPES PURCHASED
FOR WINE, CONCENTRATE, JUICE, VINEGAR, AND BEVERAGE BRANDY BY CALIFORNIA PROCESSORS
FROM THE 2015 CROP BY TYPE, VARIETY, AND REPORTING DISTRICT WHERE GROWN, WITH COMPARISONS**

Type and Variety	1	2	3	4	5	6	7	8	9	10
	Tons									
RAISIN GRAPES:										
Fiesta	0.0	0.0	0.0	0.0	0.0	0.0	0.0	0.0	0.0	0.0
Selma Pete	0.0	0.0	0.0	0.0	0.0	0.0	0.0	0.0	0.0	0.0
Thompson Seedless	0.0	0.0	0.0	0.0	0.0	0.0	0.0	0.0	0.0	0.0
Other Raisin 1/	0.0	0.0	0.0	0.0	0.0	0.0	0.0	0.0	0.0	0.0
Total Raisin	0.0	0.0	0.0	0.0	0.0	0.0	0.0	0.0	0.0	0.0
TABLE GRAPES:										
Black Monukka	0.0	0.0	0.0	0.0	0.0	0.0	0.0	0.0	0.0	0.0
Christmas Rose	0.0	0.0	0.0	0.0	0.0	0.0	0.0	0.0	0.0	0.0
Crimson Seedless *	0.0	0.0	0.0	0.0	0.0	0.0	0.0	0.0	0.0	0.0
Fantasy Seedless	0.0	0.0	0.0	0.0	0.0	0.0	0.0	0.0	0.0	0.0
Flame Seedless *	0.0	0.0	0.0	0.0	0.0	0.0	0.0	0.0	0.0	0.0
Flame Tokay	0.0	0.0	0.0	0.0	0.0	0.0	0.0	0.0	0.0	0.0
Malaga *	0.0	0.0	0.0	0.0	0.0	0.0	0.0	0.0	0.0	0.0
Princess *	0.0	0.0	0.0	0.0	0.0	0.0	0.0	0.0	0.0	0.0
Red Globe *	0.0	0.0	19.2	0.0	0.0	0.0	0.0	0.0	0.0	0.0
Ribier	0.0	0.0	0.0	0.0	0.0	0.0	0.0	0.0	0.0	0.0
Ruby Seedless *	0.0	0.0	0.0	0.0	0.0	0.0	0.0	0.0	0.0	0.0
Other Table 1/	0.0	0.0	0.0	0.0	0.0	0.0	0.0	0.0	0.0	0.3
Total Table	0.0	0.0	19.2	0.0	0.0	0.0	0.0	0.0	0.0	0.3
WINE GRAPES (WHITE):										
Albarino	1.5	1.0	15.7	9.4	58.8	0.0	311.8	125.5	30.6	14.2
Arneis	9.2	0.0	69.7	0.5	0.0	0.0	0.0	9.2	0.0	0.2
Burger *	0.0	0.0	0.0	0.0	0.0	0.0	0.0	0.0	0.0	0.0
Chardonnay *	14,336.1	890.6	45,266.8	13,794.4	3,525.2	2,439.4	48,076.8	17,580.6	7,644.3	240.0
Chenin Blanc	99.1	3.3	20.8	17.6	622.1	0.0	246.4	183.2	87.5	2.5
Cortese	4.9	0.0	0.0	0.0	0.0	0.0	0.0	0.0	0.0	0.0
Emerald Riesling	0.0	0.0	0.0	0.0	0.0	0.0	0.0	0.0	0.0	0.0
Fiano	0.0	0.0	4.4	0.3	0.0	0.0	0.0	1.7	6.3	0.9
Flora	0.0	0.0	0.0	22.1	0.0	0.0	0.0	0.0	0.0	0.0
French Colombard	102.9	0.0	40.9	0.0	21.8	0.0	0.0	0.0	40.2	0.0
Gewurztraminer	170.0	42.8	122.6	0.0	584.2	441.9	3,808.3	19.9	1.7	0.2
Gray Riesling *	0.0	0.0	35.0	0.0	0.0	0.0	0.0	0.0	0.0	0.0
Grenache Blanc	0.0	0.0	30.9	27.5	0.0	0.0	27.1	446.6	15.4	28.4
Gruener Veltliner	0.0	0.0	2.8	4.3	0.0	3.6	298.7	15.2	0.0	0.0
Malvasia Bianca	0.0	0.0	7.2	3.2	0.0	17.7	256.0	117.0	1.1	7.1
Marsanne	17.2	0.0	29.2	15.4	0.0	0.0	65.0	94.2	1.7	18.1
Melon	0.0	0.0	11.9	0.0	0.0	0.0	0.0	0.0	0.0	0.0
Moscato Gaillo *	0.0	0.0	0.0	0.0	0.0	0.0	0.0	0.0	0.3	1.7
Muscat Blanc *	102.6	276.7	10.4	81.0	37.3	35.0	849.0	385.1	0.3	25.5
Muscat Orange	42.0	11.4	3.3	0.0	196.3	0.0	0.0	89.8	5.5	12.8
Muscat of Alexandria	0.0	0.0	0.0	0.0	0.0	3.0	0.0	0.0	2,889.6	0.0
Palomino *	0.0	0.0	4.5	0.0	0.0	18.8	0.0	0.0	0.0	0.0
Picpoul Blanc	0.0	0.0	3.1	1.7	0.0	0.0	14.2	22.7	0.5	1.9
Pinot Blanc	63.0	0.0	130.0	37.3	0.0	5.1	186.1	65.7	0.0	0.0
Pinot Gris *	234.8	69.5	797.8	165.5	3,220.6	781.7	3,258.0	1,293.8	2,376.3	45.9
Ribolla Gialla *	0.0	0.0	3.9	16.2	0.0	0.0	0.0	0.0	0.0	0.0
Roussanne	67.9	40.4	53.7	10.1	0.0	3.0	19.2	290.6	6.5	49.1
Sauvignon Blanc	2,126.3	9,255.9	8,093.4	6,495.0	698.0	705.3	3,510.7	2,414.4	65.7	283.4
Sauvignon Musque	98.9	128.3	187.2	107.3	0.0	0.0	22.0	0.0	0.2	0.0
Sauvignon Vert *	2.9	0.0	10.2	10.4	0.0	0.0	0.0	0.0	0.0	0.0
Semillon	33.1	122.5	164.6	319.6	0.0	22.9	18.2	7.3	1.2	12.7
St. Emilion *	0.0	0.0	0.0	0.0	0.0	0.0	0.0	0.8	6.1	0.0
Symphony	0.0	0.0	0.0	0.0	149.2	92.5	0.0	0.0	0.0	0.0
Tocai Friulano	16.6	0.0	2.2	6.0	0.0	0.0	12.9	8.8	0.0	0.0
Torrontes	0.0	0.0	0.0	0.0	0.0	0.0	0.0	2.0	0.0	0.0
Triplett Blanc	0.0	0.0	0.0	0.0	0.0	0.0	0.0	0.0	0.0	0.0
Verdelho	0.0	0.0	0.8	0.3	6.7	13.3	0.0	15.2	2.9	8.7
Vermentino *	0.0	3.5	25.5	6.2	0.0	0.0	2.9	29.4	48.6	24.8
Vernaccia	0.0	0.0	10.1	0.0	0.0	0.0	0.0	0.0	0.0	0.0
Vioignier	330.3	144.9	365.4	183.9	222.1	49.2	82.2	852.5	23.8	136.3
White Riesling *	106.0	207.3	169.0	119.1	200.6	2.2	6,231.2	773.0	3.5	5.3
Other White 1/	1.5	0.0	23.7	2.6	0.0	0.0	1.2	13.4	23.0	3.4
Total White	17,966.8	11,198.1	55,716.7	21,456.9	9,542.9	4,634.6	67,297.9	24,857.6	13,282.8	923.1

**TABLE 4: TONS OF GRAPES PURCHASED
FOR WINE, CONCENTRATE, JUICE, VINEGAR, AND BEVERAGE BRANDY BY CALIFORNIA PROCESSORS
FROM THE 2015 CROP BY TYPE, VARIETY, AND REPORTING DISTRICT WHERE GROWN, WITH COMPARISONS**

Type and Variety	11	12	13	14	15	16	17	2015 State Total	2014 State Total
	Tons								
RAISIN GRAPES:									
Fiesta	0.0	0.0	13,403.8	0.0	0.0	0.0	0.0	13,403.8	20,818.9
Selma Pete	0.0	0.0	0.0	0.0	0.0	0.0	0.0	0.0	50.1
Thompson Seedless	0.0	0.0	40,933.6	456.6	0.0	0.0	0.0	41,390.2	74,416.0
Other Raisin 1/	0.0	0.0	4.9	0.0	0.0	0.0	0.0	4.9	6.1
Total Raisin	0.0	0.0	54,342.3	456.6	0.0	0.0	0.0	54,798.9	95,291.1
TABLE GRAPES:									
Black Monukka	0.0	0.0	0.0	0.0	0.0	0.0	0.0	0.0	21.5
Christmas Rose	0.0	0.0	0.0	0.0	0.0	0.0	0.0	0.0	35.9
Crimson Seedless *	0.0	0.0	74.0	0.0	0.0	0.0	0.0	74.0	0.0
Fantasy Seedless	0.0	0.0	18.4	0.0	0.0	0.0	0.0	18.4	0.0
Flame Seedless *	0.0	0.0	0.0	0.0	0.0	0.0	0.0	0.0	1,089.9
Flame Tokay	525.4	0.0	0.0	0.0	0.0	0.0	0.0	525.4	844.4
Malaga *	0.0	0.0	29.8	0.0	0.0	0.0	0.0	29.8	20.3
Princess *	0.0	0.0	22.9	0.0	0.0	0.0	0.0	22.9	0.0
Red Globe *	0.0	0.0	0.0	0.0	0.0	0.0	0.0	19.2	0.0
Ribier	0.0	0.0	43.5	0.0	0.0	0.0	0.0	43.5	70.6
Ruby Seedless *	0.0	0.0	146.9	99.0	0.0	0.0	0.0	245.9	1,146.6
Other Table 1/	0.0	0.0	37.3	0.0	0.0	0.0	44.2	81.8	423.9
Total Table	525.4	0.0	372.8	99.0	0.0	0.0	44.2	1,060.9	3,653.1
WINE GRAPES (WHITE):									
Albarino	136.4	0.0	6.9	0.0	0.0	8.4	594.5	1,314.7	1,327.7
Arneis	0.0	0.0	0.0	0.0	0.0	23.2	0.0	112.0	105.8
Burger *	3,055.7	2,333.7	23,923.7	0.0	0.0	0.0	0.0	29,313.1	25,201.6
Chardonnay *	125,167.8	45,949.8	102,106.5	29,309.6	2.7	57.0	37,646.7	494,034.3	546,154.1
Chenin Blanc	1,068.1	3,238.8	15,492.8	0.0	0.0	0.0	11,601.0	32,683.2	40,418.9
Cortese	0.0	0.0	0.0	0.0	0.0	0.0	6.0	10.9	5.2
Emerald Riesling	0.0	0.0	0.0	0.0	0.0	0.0	0.0	0.0	179.7
Fiano	0.0	0.0	0.0	0.0	0.0	2.1	3.3	19.0	18.9
Flora	0.0	0.0	0.0	0.0	0.0	0.0	0.0	22.1	24.4
French Colombard	2,689.2	7,567.2	276,633.5	36,877.7	0.0	0.0	0.0	323,973.4	303,789.4
Gewurztraminer	120.3	434.4	0.0	0.0	0.0	5.0	4,041.2	9,792.5	11,578.2
Gray Riesling *	18.8	0.0	0.0	0.0	0.0	0.0	0.0	53.8	20.6
Grenache Blanc	62.9	0.0	1.7	0.0	0.0	13.6	22.2	676.3	723.0
Gruener Veltliner	0.0	0.0	0.0	0.0	0.0	0.0	61.3	385.9	1,238.1
Malvasia Bianca	1,211.5	1,264.2	672.0	0.0	0.0	5.8	0.0	3,562.8	4,275.0
Marsanne	101.2	0.0	16.8	0.0	0.0	3.3	0.0	362.1	373.7
Melon	0.0	0.0	0.0	0.0	0.0	0.0	0.0	11.9	13.6
Moscato Gaillo *	34.0	0.0	0.0	0.0	0.0	0.0	0.0	36.0	23.8
Muscat Blanc *	1,958.8	200.0	7,622.2	9,213.7	0.0	69.2	216.3	21,083.1	39,944.8
Muscat Orange	944.3	866.1	676.4	0.0	0.0	1.1	0.0	2,849.0	2,617.3
Muscat of Alexandria	476.6	4,953.8	113,963.5	32,516.6	0.0	1.5	105.5	154,910.1	139,323.4
Palomino *	0.0	0.0	776.3	0.0	0.0	2.2	0.0	801.8	772.3
Picpoul Blanc	0.0	0.0	0.0	0.0	0.0	0.6	0.0	44.7	44.5
Pinot Blanc	0.0	0.0	0.0	0.0	0.0	0.0	0.0	487.2	740.9
Pinot Gris *	45,121.6	33,756.6	43,079.0	25,015.8	0.0	58.3	11,437.6	170,712.8	164,314.7
Ribolla Gialla *	0.0	0.0	0.0	0.0	0.0	0.0	0.0	20.1	20.2
Roussanne	58.3	0.0	5.5	0.0	0.0	37.2	0.0	641.5	660.3
Sauvignon Blanc	15,149.6	5,384.8	1,480.6	3,390.1	0.0	32.8	9,972.5	69,058.5	82,366.2
Sauvignon Musque	0.0	0.0	0.7	0.0	0.0	0.0	0.0	544.6	707.9
Sauvignon Vert *	0.0	0.0	0.0	0.0	0.0	0.0	0.0	23.5	19.9
Semillon	580.8	1.1	541.8	0.0	0.0	0.0	675.7	2,501.5	3,673.7
St. Emilion *	0.0	0.0	0.0	0.0	0.0	0.0	0.0	6.9	7.0
Symphony	2,733.8	2,103.1	11,387.2	0.0	0.0	0.0	738.0	17,203.8	16,452.5
Tocai Friulano	1.6	0.0	0.0	0.0	0.0	0.0	0.0	48.1	92.7
Torrontes	15.1	0.0	0.0	0.0	0.0	0.0	0.0	17.1	28.7
Triplet Blanc	0.0	0.0	15,286.7	0.0	0.0	0.0	0.0	15,286.7	19,384.0
Verdelho	1,844.1	0.0	0.0	0.0	0.0	7.3	161.6	2,060.9	1,363.6
Vermentino *	683.3	0.0	0.0	0.0	0.0	21.9	0.0	846.1	655.0
Vernaccia	0.0	0.0	0.0	0.0	0.0	0.0	0.0	10.1	17.1
Viognier	9,146.8	3,200.6	58.2	0.0	0.0	62.3	1,465.5	16,324.0	19,301.3
White Riesling *	4,247.9	4,289.6	103.9	0.0	4.0	39.4	3,296.0	19,794.0	23,248.6
Other White 1/	3,148.7	181.1	845.4	1,104.6	0.0	11.3	19.4	5,379.3	2,938.9
Total White	219,777.2	115,724.9	614,681.3	137,428.1	2.7	463.5	82,064.3	1,397,019.4	1,454,167.2

**TABLE 4: TONS OF GRAPES PURCHASED
FOR WINE, CONCENTRATE, JUICE, VINEGAR, AND BEVERAGE BRANDY BY CALIFORNIA PROCESSORS
FROM THE 2015 CROP BY TYPE, VARIETY, AND REPORTING DISTRICT WHERE GROWN, WITH COMPARISONS**

Type and Variety	1	2	3	4	5	6	7	8	9	10
	Tons									
WINE GRAPES (RED):										
Aglianico	0.0	0.5	0.0	2.3	0.0	5.6	0.0	18.0	14.7	1.6
Aleatico	0.0	0.0	12.0	0.1	0.0	0.0	0.0	0.0	0.0	0.0
Alicante Bouschet *	0.0	0.0	86.5	0.1	0.0	50.5	8.6	23.6	0.3	44.1
Arinarnoa	0.0	0.0	0.0	0.0	0.0	0.0	0.0	0.0	0.0	0.0
Barbera	64.5	86.3	46.6	24.0	13.5	47.3	38.5	79.3	52.9	473.8
Blaufraenkisch *	0.0	0.0	0.0	0.0	0.0	0.0	0.0	4.5	0.0	0.0
Cabernet Franc	67.4	213.7	721.3	1,373.1	46.7	79.8	268.5	802.2	10.9	190.4
Cabernet Sauvignon	5,223.8	9,200.2	20,282.4	30,944.0	735.3	2,289.4	11,147.7	26,464.4	1,354.5	1,966.1
Carignane	855.3	5.0	259.0	16.3	37.5	308.6	1.7	17.8	0.0	10.8
Carmenere	2.5	0.0	1.3	0.9	0.0	0.9	0.0	1.8	0.6	0.0
Carnelian	0.0	0.0	0.0	0.0	0.0	0.0	0.0	0.0	0.0	0.0
Centurian	0.0	0.0	0.0	0.0	0.0	0.0	0.0	0.0	0.0	0.0
Charbono	24.0	0.0	0.0	103.0	10.6	0.8	0.0	5.1	0.0	18.9
Ciliegiolo	0.0	0.0	1.2	0.0	0.0	0.0	0.0	0.0	0.0	0.0
Cinsaut *	0.0	0.0	13.1	2.3	0.0	25.6	24.5	36.5	0.0	20.5
Counoise	12.2	3.4	0.4	0.3	0.0	1.2	0.2	67.4	1.0	5.8
Dolcetto	60.0	0.0	12.6	13.9	0.0	4.6	0.0	51.3	0.0	20.9
Dornfelder	0.0	0.0	0.0	0.0	0.0	0.0	2.6	3.8	0.0	0.0
Durif	0.0	0.0	0.0	0.0	0.0	0.0	0.0	0.0	0.0	0.0
Freisa	0.0	0.0	0.0	0.0	0.0	0.0	0.0	3.4	0.0	0.0
Gamay (Napa) *	47.7	0.0	3.5	42.8	92.3	0.0	173.3	115.0	0.0	0.0
Gamay Noir Au Jus Blanc	0.0	0.0	0.0	1.9	0.0	0.0	0.0	0.0	0.0	20.6
Graciano	0.0	0.0	3.3	0.0	1.6	0.0	0.5	5.6	5.0	6.7
Grenache *	250.4	119.5	332.6	134.3	7.5	282.7	887.9	2,843.0	576.2	211.7
Lagrein	0.0	0.0	0.0	12.8	0.0	0.0	0.0	83.6	0.0	5.4
Malbec	47.8	480.4	763.3	681.7	90.4	196.1	1,138.5	926.1	1,223.0	100.5
Mataro *	8.8	72.1	72.9	26.8	7.2	853.2	99.2	748.4	28.0	225.2
Merlot	3,960.5	1,358.1	8,372.2	8,685.9	426.6	1,101.3	15,644.3	11,299.1	793.5	601.7
Meunier *	4.0	0.0	118.1	172.9	0.0	0.0	0.0	0.3	0.0	0.0
Mission	0.0	0.0	0.0	0.0	0.0	2.7	0.0	0.6	0.0	14.4
Montepulciano	9.1	0.0	12.2	2.1	0.0	19.8	1.6	3.5	2.8	3.0
Muscat Hamburg *	0.0	0.0	0.0	0.0	0.0	0.0	0.0	0.0	0.2	8.8
Nebbiolo	12.8	0.0	10.1	5.1	0.0	5.4	0.0	116.0	0.0	5.0
Negrette *	0.0	0.0	0.0	0.0	0.0	0.0	1.0	18.9	0.0	0.0
Negroamaro	7.3	0.0	0.9	0.0	0.0	0.0	0.0	65.4	2.3	0.0
Nero D'Avola *	5.4	0.0	1.1	0.0	0.0	0.0	0.0	0.1	0.0	0.0
Petit Verdot	68.9	220.3	412.0	986.6	71.8	492.3	382.1	1,561.3	1,110.2	140.7
Petite Sirah	1,287.3	1,460.2	1,236.9	1,783.3	419.8	1,697.4	1,225.0	5,918.6	2,616.2	478.5
Pinot Noir	2,404.1	70.0	19,062.5	3,915.0	4,210.6	574.1	22,380.3	10,309.6	1,976.2	28.9
Pinotage	12.5	0.0	0.0	0.0	0.0	0.0	0.0	0.0	0.0	1.8
Primitivo	43.9	35.6	89.0	24.4	3.9	19.2	93.6	339.6	2.3	97.1
Refosco *	0.0	0.0	0.0	1.8	0.0	1.6	0.0	31.3	1.0	0.0
Royalty	0.0	0.0	0.0	0.0	0.0	0.0	0.0	0.0	0.0	0.0
Rubired *	0.0	0.0	0.0	0.0	0.0	0.0	0.0	0.0	0.0	0.0
Ruby Cabernet	0.0	0.0	0.0	0.0	0.0	0.0	409.0	0.0	0.3	0.0
Sagrantino	0.0	0.0	1.1	0.0	0.0	0.0	0.0	0.0	0.0	0.0
Salvador	0.0	0.0	0.0	0.0	0.0	0.0	0.0	0.0	0.0	0.0
Sangiovese *	163.5	30.1	227.1	247.8	2.0	52.3	72.0	343.2	35.8	134.2
Segalin	0.0	0.0	0.0	0.0	0.0	0.0	0.0	0.0	0.0	0.0
Souzao	0.0	2.6	1.0	0.0	0.0	2.4	23.8	13.4	0.0	8.1
St Laurent	0.0	0.0	16.4	0.0	0.0	0.0	0.0	0.0	0.0	0.0
Syrah *	1,207.5	692.5	1,957.7	1,177.3	118.2	403.6	3,097.9	7,922.2	1,059.5	840.0
Tannat	9.0	0.0	5.3	5.9	13.0	0.0	189.6	194.0	13.4	5.8
Tempranillo *	2.6	106.5	28.7	40.1	5.3	80.3	40.9	969.0	436.7	129.7
Teroldego	0.0	0.0	0.7	0.0	0.0	0.0	13.9	49.4	14.7	8.6
Tinta Cao	2.3	0.0	4.9	0.6	0.0	4.4	0.0	19.8	0.0	16.2
Tinta Madeira	0.0	0.0	1.0	0.0	0.0	0.0	0.0	1.1	0.0	0.0
Touriga Nacional *	13.5	8.3	1.0	3.8	0.0	1.9	3.7	29.2	0.0	18.6
Trousseau *	0.0	7.1	1.2	0.0	0.0	0.0	3.3	0.0	0.0	0.1
Zinfandel	4,314.2	1,410.8	9,625.1	2,727.3	319.8	2,119.7	91.4	4,874.9	7,302.2	5,140.7
Other Red 1/	22.7	0.3	162.1	41.9	0.0	5.4	0.0	3.0	11.1	34.0
Total Red	20,215.5	15,583.5	63,960.3	53,202.4	6,633.6	10,730.1	57,465.1	76,384.3	18,645.5	11,038.9
TOTAL WINE	38,182.3	26,781.6	119,677.0	74,659.3	16,176.5	15,364.7	124,763.0	101,241.9	31,928.3	11,962.0
TOTAL ALL VARIETIES	38,182.3	26,781.6	119,696.2	74,659.3	16,176.5	15,364.7	124,763.0	101,241.9	31,928.3	11,962.3

**TABLE 4: TONS OF GRAPES PURCHASED
FOR WINE, CONCENTRATE, JUICE, VINEGAR, AND BEVERAGE BRANDY BY CALIFORNIA PROCESSORS
FROM THE 2015 CROP BY TYPE, VARIETY, AND REPORTING DISTRICT WHERE GROWN, WITH COMPARISONS**

Type and Variety	11	12	13	14	15	16	17	2015 State Total	2014 State Total
	Tons								
WINE GRAPES (RED):									
Aglianico	0.0	8.0	0.0	0.0	0.0	11.0	6.3	68.0	95.2
Aleatico	0.0	0.0	0.0	0.0	0.0	0.8	0.0	12.9	22.9
Alicante Bouschet *	2,085.1	10.5	2,947.0	0.0	0.0	5.1	0.0	5,261.4	5,624.6
Arinarnoa	0.0	0.0	346.7	0.0	0.0	0.0	0.0	346.7	332.9
Barbera	1,107.8	20.3	48,004.3	326.9	0.0	46.1	14.4	50,446.5	43,130.4
Blaufraenkisch *	0.0	0.0	0.0	0.0	0.0	0.0	0.0	4.5	10.3
Cabernet Franc	2,863.1	8.0	85.9	131.1	1.5	88.7	123.7	7,076.0	8,433.7
Cabernet Sauvignon	119,004.7	52,116.8	64,310.2	14,545.1	1.0	164.7	2,088.6	361,838.9	393,786.0
Carignane	1,027.9	0.0	8,079.5	1,361.3	0.0	10.6	0.0	11,991.3	13,658.3
Carmenere	0.0	0.0	0.0	0.0	0.0	0.2	0.0	8.2	16.5
Carnelian	0.0	0.0	2,751.8	0.0	0.0	0.0	0.0	2,751.8	3,505.4
Centurian	0.0	0.0	1,207.9	0.0	0.0	0.0	0.0	1,207.9	345.3
Charbono	2.0	0.0	0.0	0.0	0.0	0.0	0.0	164.4	169.1
Ciliegiolo	0.0	9.4	0.0	0.0	0.0	0.0	0.0	10.6	107.6
Cinsaut *	83.5	0.0	48.0	0.0	0.0	44.7	8.5	307.2	333.9
Counoise	0.0	0.0	1.6	0.0	0.0	3.0	0.0	96.5	96.5
Dolcetto	38.6	0.0	0.0	0.0	0.0	17.5	2.6	222.0	245.2
Dornfelder	196.7	488.0	0.0	0.0	0.0	0.0	0.0	691.1	829.0
Durif	0.0	0.0	0.0	0.0	0.0	0.0	0.0	0.0	1.3
Freisa	0.0	0.0	0.0	0.0	0.0	0.0	0.0	3.4	11.8
Gamay (Napa) *	0.0	0.0	398.6	0.0	0.0	0.0	144.6	1,017.8	1,449.0
Gamay Noir Au Jus Blanc	0.0	0.0	0.0	0.0	0.0	0.0	0.0	22.5	29.4
Graciano	157.3	1.5	0.0	0.0	0.0	0.0	0.0	181.5	183.5
Grenache *	483.1	1,748.5	30,897.9	856.6	23.0	87.8	5.7	39,748.4	49,893.2
Lagrein	0.0	0.0	0.0	0.0	0.0	0.0	0.0	101.8	195.5
Malbec	11,973.6	557.2	2,308.5	0.0	0.0	54.3	112.1	20,653.5	19,571.4
Mataro *	127.7	441.6	30.8	0.0	0.0	57.8	7.8	2,807.5	2,568.6
Merlot	65,964.6	23,059.3	38,297.6	14,855.9	0.0	124.0	6,972.4	201,517.0	219,809.9
Meunier *	0.0	0.0	0.0	0.0	0.0	0.0	0.0	295.3	386.0
Mission	7.9	0.0	5,624.5	0.0	8.5	0.2	0.0	5,658.8	6,882.5
Montepulciano	14.7	117.3	0.0	0.0	0.0	38.2	0.0	224.3	412.2
Muscat Hamburg *	0.0	204.4	396.8	0.0	0.0	0.0	0.0	610.2	711.5
Nebbiolo	0.0	0.0	131.2	0.0	0.0	2.5	10.6	298.7	446.3
Negrette *	0.0	0.0	0.0	0.0	0.0	0.0	0.0	19.9	24.9
Negroamaro	0.0	1.5	4.4	0.0	0.0	1.2	0.0	83.0	96.5
Nero D'Avola *	17.8	12.3	0.0	0.0	0.0	0.8	0.0	37.5	123.9
Petit Verdot	6,192.8	4,096.6	762.4	0.0	0.0	22.2	12.6	16,532.8	14,784.7
Petite Sirah	26,523.7	8,914.9	852.1	249.4	0.0	67.0	6,020.2	60,750.5	55,703.2
Pinot Noir	20,014.7	16,740.4	11,097.3	10,513.0	0.0	9.4	15,156.4	138,462.5	176,603.5
Pinotage	38.7	0.0	0.0	0.0	0.0	0.0	0.0	53.0	66.0
Primitivo	210.9	1.4	1.8	0.0	0.0	15.2	10.5	988.4	942.9
Refosco *	273.5	0.0	0.0	0.0	0.0	0.0	0.0	309.2	423.8
Royalty	0.0	0.0	37.6	0.0	0.0	0.0	0.0	37.6	31.8
Rubired *	1,539.8	6,275.8	211,702.3	50,256.1	0.0	4.4	0.0	269,778.4	233,954.9
Ruby Cabernet	664.2	2,230.7	51,561.0	12,128.0	0.0	0.0	0.0	66,993.2	67,741.9
Sagrantino	0.0	8.4	0.0	0.0	0.0	1.8	0.0	11.3	32.0
Salvador	0.0	0.0	0.0	351.1	0.0	1.0	0.0	352.1	826.4
Sangiovese *	1,467.4	77.4	235.4	141.6	0.0	130.3	0.0	3,360.1	4,276.6
Segalin	258.7	0.0	503.6	0.0	0.0	0.0	0.0	762.3	874.1
Souzao	217.4	0.0	108.4	0.0	0.0	0.0	0.0	377.1	453.2
St Laurent	0.0	0.0	0.0	0.0	0.0	0.0	0.0	16.4	6.4
Syrah *	15,527.4	7,171.1	30,545.6	1,259.1	2.0	127.2	677.8	73,786.6	87,993.5
Tannat	2,250.5	1,216.3	396.8	0.0	0.0	0.5	7.8	4,307.9	2,713.8
Tempranillo *	1,545.2	16.3	6,284.6	0.0	2.0	46.6	146.8	9,881.3	9,742.3
Teroldego	622.8	23.5	5.1	0.0	0.0	0.0	88.7	827.4	611.3
Tinta Cao	6.4	0.0	493.7	0.0	0.0	2.3	0.0	550.6	403.9
Tinta Madeira	0.0	0.0	11.8	0.0	0.0	0.0	0.0	13.9	8.3
Touriga Nacional *	1,072.5	7.9	387.9	0.0	0.0	1.6	0.0	1,549.9	1,862.7
Trousseau *	17.4	0.0	0.0	0.0	0.0	0.0	0.0	29.1	58.8
Zinfandel	115,380.5	17,576.8	161,888.9	32,394.6	69.0	62.9	3,623.6	368,922.4	335,487.0
Other Red 1/	665.5	397.9	12,106.8	2,213.6	8.0	16.0	56.4	15,744.7	9,141.5
Total Red	399,646.1	143,560.0	694,856.3	141,583.4	115.0	1,267.6	35,298.1	1,750,185.7	1,778,284.7
TOTAL WINE	619,423.3	259,284.9	1,309,537.6	279,011.5	117.7	1,731.1	117,362.4	3,147,205.1	3,232,451.9
TOTAL ALL VARIETIES	619,948.7	259,284.9	1,364,252.7	279,567.1	117.7	1,731.1	117,406.6	3,203,064.9	3,331,396.1

* Synonyms for variety names are shown on Page 5.

1/ Other categories include minor and mixed varieties.

TABLE 5: WEIGHTED AVERAGE DEGREES BRIX FOR ALL GRAPES PURCHASED FOR WINE, CONCENTRATE, JUICE, VINEGAR, AND BEVERAGE BRANDY BY CALIFORNIA PROCESSORS FROM THE 2015 CROP BY TYPE, VARIETY, AND REPORTING DISTRICT WHERE GROWN, WITH COMPARISONS

Type and Variety	1	2	3	4	5	6	7	8	9	10	11	12	13	14	15	16	17	2015 State Total	2014 State Total
	Degrees Brix																		
RAISIN GRAPES:																			
Fiesta	0.0	0.0	0.0	0.0	0.0	0.0	0.0	0.0	0.0	0.0	0.0	0.0	19.8	0.0	0.0	0.0	0.0	19.8	22.1
Selma Pete	0.0	0.0	0.0	0.0	0.0	0.0	0.0	0.0	0.0	0.0	0.0	0.0	0.0	0.0	0.0	0.0	0.0	0.0	27.2
Thompson Seedless	0.0	0.0	0.0	0.0	0.0	0.0	0.0	0.0	0.0	0.0	0.0	0.0	19.4	21.2	0.0	0.0	0.0	19.4	20.1
Other Raisin 1/	0.0	0.0	0.0	0.0	0.0	0.0	0.0	0.0	0.0	0.0	0.0	0.0	26.4	0.0	0.0	0.0	0.0	26.4	22.5
Total Raisin	0.0	0.0	0.0	0.0	0.0	0.0	0.0	0.0	0.0	0.0	0.0	0.0	19.5	21.2	0.0	0.0	0.0	19.5	20.6
TABLE GRAPES:																			
Black Monukka	0.0	0.0	0.0	0.0	0.0	0.0	0.0	0.0	0.0	0.0	0.0	0.0	0.0	0.0	0.0	0.0	0.0	0.0	23.0
Christmas Rose	0.0	0.0	0.0	0.0	0.0	0.0	0.0	0.0	0.0	0.0	0.0	0.0	0.0	0.0	0.0	0.0	0.0	0.0	21.3
Crimson Seedless *	0.0	0.0	0.0	0.0	0.0	0.0	0.0	0.0	0.0	0.0	0.0	0.0	20.6	0.0	0.0	0.0	0.0	20.6	0.0
Fantasy Seedless	0.0	0.0	0.0	0.0	0.0	0.0	0.0	0.0	0.0	0.0	0.0	0.0	20.9	0.0	0.0	0.0	0.0	20.9	0.0
Flame Seedless *	0.0	0.0	0.0	0.0	0.0	0.0	0.0	0.0	0.0	0.0	0.0	0.0	0.0	0.0	0.0	0.0	0.0	0.0	20.2
Flame Tokay	0.0	0.0	0.0	0.0	0.0	0.0	0.0	0.0	0.0	0.0	20.6	0.0	0.0	0.0	0.0	0.0	0.0	20.6	19.7
Malaga *	0.0	0.0	0.0	0.0	0.0	0.0	0.0	0.0	0.0	0.0	0.0	0.0	20.8	0.0	0.0	0.0	0.0	20.8	21.5
Princess *	0.0	0.0	0.0	0.0	0.0	0.0	0.0	0.0	0.0	0.0	0.0	0.0	21.2	0.0	0.0	0.0	0.0	21.2	0.0
Red Globe *	0.0	0.0	22.1	0.0	0.0	0.0	0.0	0.0	0.0	0.0	0.0	0.0	0.0	0.0	0.0	0.0	0.0	22.1	0.0
Ribier	0.0	0.0	0.0	0.0	0.0	0.0	0.0	0.0	0.0	0.0	0.0	0.0	22.8	0.0	0.0	0.0	0.0	22.8	22.9
Ruby Seedless *	0.0	0.0	0.0	0.0	0.0	0.0	0.0	0.0	0.0	0.0	0.0	0.0	23.7	21.1	0.0	0.0	0.0	22.7	21.8
Other Table 1/	0.0	0.0	0.0	0.0	0.0	0.0	0.0	0.0	0.0	20.5	0.0	0.0	23.8	0.0	0.0	0.0	25.6	24.8	23.6
Total Table	0.0	0.0	22.1	0.0	0.0	0.0	0.0	0.0	0.0	20.5	20.6	0.0	22.5	21.1	0.0	0.0	25.6	21.6	21.1
WINE GRAPES (WHITE):																			
Albarino	21.0	26.3	23.5	23.4	22.2	0.0	23.9	23.5	23.6	22.3	22.4	0.0	24.4	0.0	0.0	22.7	21.9	22.7	22.6
Arneis	21.9	0.0	24.4	23.3	0.0	0.0	0.0	21.4	0.0	24.8	0.0	0.0	0.0	0.0	0.0	25.5	0.0	24.2	23.3
Burger *	0.0	0.0	0.0	0.0	0.0	0.0	0.0	0.0	0.0	0.0	17.0	16.8	17.6	0.0	0.0	0.0	0.0	17.4	17.4
Chardonnay *	24.2	24.3	24.3	23.1	24.3	23.6	24.8	24.4	23.9	24.1	24.5	23.3	22.8	24.5	23.6	23.0	24.4	24.0	23.9
Chenin Blanc	22.9	23.0	21.3	23.7	22.6	0.0	24.4	23.7	25.1	24.8	18.8	19.9	20.7	0.0	0.0	20.4	20.6	21.1	21.1
Cortese	21.4	0.0	0.0	0.0	0.0	0.0	0.0	0.0	0.0	0.0	0.0	0.0	0.0	0.0	0.0	0.0	22.5	22.0	22.5
Emerald Riesling	0.0	0.0	0.0	0.0	0.0	0.0	0.0	0.0	0.0	0.0	0.0	0.0	0.0	0.0	0.0	0.0	0.0	0.0	26.5
Fiano	0.0	0.0	21.2	25.4	0.0	0.0	0.0	23.2	23.3	22.5	0.0	0.0	0.0	0.0	24.1	23.6	23.0	22.3	22.3
Flora	0.0	0.0	0.0	20.2	0.0	0.0	0.0	0.0	0.0	0.0	0.0	0.0	0.0	0.0	0.0	0.0	0.0	20.2	20.7
French Colombard	21.3	0.0	20.6	0.0	17.0	0.0	0.0	0.0	22.1	0.0	19.2	21.4	20.6	21.0	0.0	0.0	0.0	20.6	20.6
Gewurztraminer	23.8	24.0	23.7	0.0	25.3	22.1	23.2	22.9	23.5	24.0	23.1	29.7	0.0	0.0	0.0	24.2	23.2	23.6	23.1
Gray Riesling *	0.0	0.0	21.4	0.0	0.0	0.0	0.0	0.0	0.0	0.0	23.4	0.0	0.0	0.0	0.0	0.0	0.0	22.1	22.1
Grenache Blanc	0.0	0.0	22.7	25.1	0.0	0.0	22.7	23.0	23.6	22.7	22.8	0.0	23.0	0.0	0.0	21.7	20.0	22.9	23.5
Gruner Veltliner	0.0	0.0	23.5	23.4	0.0	21.0	23.0	22.1	0.0	0.0	0.0	0.0	0.0	0.0	0.0	22.1	22.8	22.9	22.9
Malvasia Bianca	0.0	0.0	24.0	22.5	0.0	23.6	25.9	23.4	23.2	21.9	20.6	21.4	26.8	0.0	22.5	0.0	22.6	23.0	23.0
Marsanne	22.9	0.0	23.6	24.6	0.0	0.0	24.5	23.6	29.3	23.4	22.7	0.0	22.2	0.0	0.0	22.5	0.0	23.5	21.4
Melon	0.0	0.0	24.2	0.0	0.0	0.0	0.0	0.0	0.0	0.0	0.0	0.0	0.0	0.0	0.0	0.0	0.0	24.2	24.2
Moscato Gaillo *	0.0	0.0	0.0	0.0	0.0	0.0	0.0	0.0	22.0	21.8	20.4	0.0	0.0	0.0	0.0	0.0	0.0	20.5	19.6
Muscato Blanc *	24.1	23.9	23.6	25.1	25.0	26.6	25.3	24.8	24.0	25.7	23.0	22.7	22.7	25.3	0.0	22.9	22.4	24.0	22.8
Muscato Orange	26.8	23.8	25.0	0.0	22.7	0.0	0.0	24.0	21.0	24.6	23.6	24.2	23.6	0.0	0.0	23.5	0.0	23.8	23.4
Muscato of Alexandria	0.0	0.0	0.0	0.0	0.0	20.0	0.0	0.0	23.6	0.0	18.5	22.8	22.8	23.1	0.0	24.0	21.6	22.8	23.0
Palomino *	0.0	0.0	22.9	0.0	0.0	22.6	0.0	0.0	0.0	0.0	0.0	0.0	17.9	0.0	0.0	24.8	0.0	18.1	20.4
Picpoul Blanc	0.0	0.0	21.9	21.2	0.0	0.0	20.0	22.9	24.0	22.0	0.0	0.0	0.0	0.0	0.0	19.0	0.0	21.7	22.4
Pinot Blanc	23.2	0.0	25.5	23.3	0.0	23.4	23.7	23.5	0.0	0.0	0.0	0.0	0.0	0.0	0.0	0.0	0.0	24.1	24.2
Pinot Gris *	23.8	24.1	23.9	20.9	21.5	20.7	23.6	22.5	21.5	23.1	22.6	22.9	21.4	22.0	0.0	23.2	21.2	22.2	22.7
Ribolla Gialla *	0.0	0.0	20.7	22.5	0.0	0.0	0.0	0.0	0.0	0.0	0.0	0.0	0.0	0.0	0.0	0.0	0.0	22.2	22.4
Roussanne	23.7	26.2	23.6	24.4	0.0	19.4	22.4	24.7	23.5	24.4	23.6	0.0	22.0	0.0	0.0	22.9	0.0	24.2	24.1
Sauvignon Blanc	23.3	23.1	23.7	23.7	21.4	21.5	24.3	23.4	25.2	22.6	21.7	20.0	22.2	27.1	0.0	22.7	21.2	22.6	23.0
Sauvignon Musque	24.3	22.7	23.8	23.7	0.0	0.0	23.3	0.0	27.0	0.0	0.0	0.0	24.0	0.0	0.0	0.0	0.0	23.6	23.6
Sauvignon Vert *	20.8	0.0	23.8	22.9	0.0	0.0	0.0	0.0	0.0	0.0	0.0	0.0	0.0	0.0	0.0	0.0	0.0	23.0	22.7
Semillon	24.6	23.6	23.1	21.9	0.0	23.4	24.3	21.2	25.0	23.1	17.5	25.0	17.1	0.0	0.0	0.0	15.5	18.4	20.9
St. Emilion *	0.0	0.0	0.0	0.0	0.0	0.0	0.0	21.5	18.0	0.0	0.0	0.0	0.0	0.0	0.0	0.0	0.0	18.4	19.5
Symphony	0.0	0.0	0.0	0.0	20.3	22.5	0.0	0.0	0.0	0.0	20.7	20.0	21.5	0.0	0.0	0.0	22.2	21.2	22.8
Tocai Friulano	19.4	0.0	24.0	20.4	0.0	0.0	29.1	22.0	0.0	0.0	23.4	0.0	0.0	0.0	0.0	0.0	0.0	22.9	21.3
Torrantes	0.0	0.0	0.0	0.0	0.0	0.0	0.0	22.0	0.0	0.0	22.6	0.0	0.0	0.0	0.0	0.0	0.0	22.6	21.0
Triplett Blanc	0.0	0.0	0.0	0.0	0.0	0.0	0.0	0.0	0.0	0.0	0.0	0.0	21.6	0.0	0.0	0.0	0.0	21.6	22.1
Verdelho	0.0	0.0	26.2	21.1	21.4	23.0	0.0	25.1	23.5	25.1	23.0	0.0	0.0	0.0	0.0	23.4	24.5	23.1	23.8
Vernantino *	0.0	24.0	22.3	22.5	0.0	0.0	23.0	24.1	21.1	24.5	20.3	0.0	0.0	0.0	0.0	22.6	0.0	20.8	20.3
Vernaccia	0.0	0.0	23.7	0.0	0.0	0.0	0.0	0.0	0.0	0.0	0.0	0.0	0.0	0.0	0.0	0.0	0.0	23.7	22.5
Viognier	24.9	24.3	25.4	25.9	25.3	23.3	26.9	24.4	23.6	25.3	26.1	26.3	21.8	0.0	0.0	23.8	25.6	25.9	25.5
White Riesling *	23.1	23.2	24.4	22.3	22.4	25.0	23.2	22.3	25.0	22.0	22.4	23.2	23.2	0.0	0.0	22.8	21.8	22.8	22.7
Other White 1/	21.0	0.0	23.0	21.7	0.0	0.0	22.4	22.3	22.6	23.9	21.7	24.8	17.5	18.8	0.0	23.0	23.3	20.6	22.6
Total White	24.1	23.3	24.2	23.3	23.0	22.6	24.5	24.1	23.4	23.7	23.6	22.7	21.4	22.8	23.6	23.2	22.7	22.5	22.6

TABLE 5: WEIGHTED AVERAGE DEGREES BRIX FOR ALL GRAPES PURCHASED FOR WINE, CONCENTRATE, JUICE, VINEGAR, AND BEVERAGE BRANDY BY CALIFORNIA PROCESSORS FROM THE 2015 CROP BY TYPE, VARIETY, AND REPORTING DISTRICT WHERE GROWN, WITH COMPARISONS

Type and Variety	1	2	3	4	5	6	7	8	9	10	11	12	13	14	15	16	17	2015 State Total	2014 State Total
	Degrees Brix																		
WINE GRAPES (RED):																			
Aglianico	0.0	24.0	0.0	24.1	0.0	22.0	0.0	24.0	22.1	24.5	0.0	21.6	0.0	0.0	25.8	24.4	23.5	23.6	
Aleatico	0.0	0.0	24.9	22.1	0.0	0.0	0.0	0.0	0.0	0.0	0.0	0.0	0.0	0.0	24.6	0.0	24.9	25.4	
Alicante Bouschet *	0.0	0.0	24.5	26.5	0.0	24.0	20.7	24.3	26.5	24.3	24.1	26.0	20.8	0.0	0.0	22.6	0.0	22.2	23.2
Arinarnoa	0.0	0.0	0.0	0.0	0.0	0.0	0.0	0.0	0.0	0.0	0.0	0.0	23.9	0.0	0.0	0.0	0.0	23.9	28.0
Barbera	25.7	24.2	26.1	31.0	25.7	26.4	29.6	25.6	23.7	26.8	26.7	25.1	23.7	20.5	0.0	24.6	24.4	23.8	23.3
Blaufraenkisch *	0.0	0.0	0.0	0.0	0.0	0.0	0.0	23.0	0.0	0.0	0.0	0.0	0.0	0.0	0.0	0.0	0.0	23.0	24.3
Cabernet Franc	24.7	25.7	25.9	26.3	25.6	24.1	26.1	25.2	27.2	24.4	26.7	23.5	24.0	28.7	24.0	24.8	26.3	26.2	25.7
Cabernet Sauvignon	25.7	26.1	25.5	26.0	26.2	24.5	24.7	24.7	25.8	25.1	25.4	25.2	24.5	25.6	25.5	24.2	24.5	25.2	25.1
Carignane	24.0	23.0	25.7	27.7	24.1	25.6	25.0	24.0	0.0	25.4	22.5	0.0	23.5	23.9	0.0	23.0	0.0	23.6	22.6
Carmenere	21.2	0.0	24.4	26.3	0.0	25.4	0.0	24.8	24.0	0.0	0.0	0.0	0.0	0.0	0.0	21.5	0.0	23.7	24.3
Carnelian	0.0	0.0	0.0	0.0	0.0	0.0	0.0	0.0	0.0	0.0	0.0	0.0	26.7	0.0	0.0	0.0	0.0	26.7	25.8
Centurian	0.0	0.0	0.0	0.0	0.0	0.0	0.0	0.0	0.0	0.0	0.0	0.0	25.3	0.0	0.0	0.0	0.0	25.3	24.5
Charbono	23.2	0.0	0.0	24.7	23.4	24.0	0.0	24.2	0.0	24.8	21.0	0.0	0.0	0.0	0.0	0.0	0.0	24.3	23.6
Ciliegiolo	0.0	0.0	24.3	0.0	0.0	0.0	0.0	0.0	0.0	0.0	0.0	23.1	0.0	0.0	0.0	0.0	0.0	23.2	25.4
Cinsaut *	0.0	0.0	22.5	22.3	0.0	24.7	22.1	23.4	0.0	24.8	23.9	0.0	25.2	0.0	0.0	23.1	23.7	23.8	23.9
Counoise	21.1	26.9	24.0	25.4	0.0	22.0	22.0	22.7	22.8	22.1	0.0	0.0	21.0	0.0	0.0	22.5	0.0	22.6	23.5
Dolcetto	23.7	0.0	23.0	23.5	0.0	26.0	0.0	23.7	0.0	24.4	23.1	0.0	0.0	0.0	0.0	22.4	24.3	23.5	23.3
Dornfelder	0.0	0.0	0.0	0.0	0.0	0.0	25.5	26.0	0.0	0.0	23.1	23.4	0.0	0.0	0.0	0.0	0.0	23.3	23.5
Durif	0.0	0.0	0.0	0.0	0.0	0.0	0.0	0.0	0.0	0.0	0.0	0.0	0.0	0.0	0.0	0.0	0.0	0.0	24.7
Freisa	0.0	0.0	0.0	0.0	0.0	0.0	0.0	24.4	0.0	0.0	0.0	0.0	0.0	0.0	0.0	0.0	0.0	24.4	22.3
Gamay (Napa) *	20.3	0.0	22.6	22.5	23.2	0.0	22.4	24.4	0.0	0.0	0.0	0.0	19.8	0.0	0.0	0.0	19.0	21.1	22.8
Gamay Noir Au Jus Blanc	0.0	0.0	0.0	23.3	0.0	0.0	0.0	0.0	0.0	23.3	0.0	0.0	0.0	0.0	0.0	0.0	0.0	23.3	21.8
Graciano	0.0	0.0	25.6	0.0	27.2	0.0	23.6	24.1	24.9	25.7	26.1	24.2	0.0	0.0	0.0	0.0	0.0	26.0	26.0
Grenache *	25.2	25.9	25.3	26.2	25.0	25.3	24.2	24.7	23.6	25.0	24.4	23.4	22.2	20.2	23.9	24.1	24.6	22.6	22.7
Lagrein	0.0	0.0	0.0	26.4	0.0	0.0	0.0	27.6	0.0	23.7	0.0	0.0	0.0	0.0	0.0	0.0	0.0	27.3	26.2
Malbec	23.7	25.2	25.4	25.9	25.6	24.6	24.4	24.6	25.0	25.2	24.2	23.7	24.5	0.0	0.0	22.7	25.5	24.5	24.5
Mataro *	25.0	25.0	24.2	26.9	24.1	25.3	22.3	24.8	24.5	24.2	27.8	26.0	23.3	0.0	0.0	23.7	25.4	25.1	25.0
Merlot	24.8	24.5	25.2	25.6	25.2	25.5	25.2	24.9	25.6	25.5	25.5	24.6	25.1	25.8	0.0	24.6	24.9	25.2	25.1
Meunier *	25.4	0.0	20.5	19.6	0.0	0.0	0.0	23.6	0.0	0.0	0.0	0.0	0.0	0.0	0.0	0.0	0.0	20.1	20.5
Mission	0.0	0.0	0.0	0.0	0.0	24.0	0.0	21.4	0.0	27.2	24.2	0.0	22.9	0.0	24.0	26.3	0.0	22.9	22.8
Montepulciano	24.1	0.0	25.4	25.4	0.0	23.1	24.2	25.0	26.0	25.1	23.8	24.5	0.0	0.0	0.0	25.4	0.0	24.5	24.3
Muscat Hamburg *	0.0	0.0	0.0	0.0	0.0	0.0	0.0	0.0	28.6	26.5	0.0	23.9	24.8	0.0	0.0	0.0	0.0	24.6	25.2
Nebbiolo	24.2	0.0	24.1	24.9	0.0	25.2	0.0	23.8	0.0	23.6	0.0	0.0	23.7	0.0	0.0	21.2	24.5	23.8	24.3
Negrette *	0.0	0.0	0.0	0.0	0.0	0.0	25.4	23.0	0.0	0.0	0.0	0.0	0.0	0.0	0.0	0.0	0.0	23.1	24.2
Negroamaro	22.4	0.0	26.1	0.0	0.0	0.0	0.0	24.5	25.0	0.0	0.0	27.3	20.2	0.0	0.0	23.0	0.0	24.2	25.2
Nero D'Avola *	23.8	0.0	25.4	0.0	0.0	0.0	0.0	25.4	0.0	0.0	22.4	23.3	0.0	0.0	0.0	18.4	0.0	22.9	23.1
Petit Verdot	24.3	25.3	25.4	26.0	27.4	26.9	22.2	25.4	25.7	25.0	25.1	25.1	23.3	0.0	0.0	23.8	25.0	25.2	25.3
Petite Sirah	25.7	26.5	26.5	27.1	25.9	24.5	25.1	25.8	25.6	25.7	26.0	27.0	25.6	24.1	0.0	24.3	25.9	26.1	25.7
Pinot Noir	24.4	25.1	24.5	22.6	24.2	24.2	25.7	24.8	24.0	22.9	25.3	26.1	25.4	24.8	0.0	23.6	26.0	25.2	24.5
Pinotage	27.4	0.0	0.0	0.0	0.0	0.0	0.0	0.0	0.0	26.0	22.9	0.0	0.0	0.0	0.0	0.0	0.0	24.1	25.4
Primitivo	27.8	25.8	27.9	26.2	26.8	26.3	27.9	26.9	24.6	26.0	26.6	25.7	25.2	0.0	0.0	24.9	25.8	26.9	26.0
Refosco *	0.0	0.0	0.0	23.0	0.0	22.6	0.0	22.9	23.8	0.0	28.1	0.0	0.0	0.0	0.0	0.0	0.0	27.5	24.2
Royalty	0.0	0.0	0.0	0.0	0.0	0.0	0.0	0.0	0.0	0.0	0.0	0.0	24.1	0.0	0.0	0.0	0.0	24.1	23.4
Rubired *	0.0	0.0	0.0	0.0	0.0	0.0	0.0	0.0	0.0	0.0	23.1	23.9	23.8	23.8	0.0	23.5	0.0	23.8	24.3
Ruby Cabernet	0.0	0.0	0.0	0.0	0.0	0.0	25.6	0.0	24.0	0.0	25.4	26.6	24.9	26.0	0.0	0.0	0.0	25.2	25.0
Sagrantino	0.0	0.0	26.2	0.0	0.0	0.0	0.0	0.0	0.0	0.0	0.0	23.9	0.0	0.0	0.0	23.6	0.0	24.0	25.1
Salvador	0.0	0.0	0.0	0.0	0.0	0.0	0.0	0.0	0.0	0.0	0.0	0.0	23.3	0.0	24.0	0.0	23.3	23.9	
Sangiovese *	24.2	23.8	23.9	26.3	21.3	24.6	24.9	24.7	25.4	24.9	23.5	24.2	24.7	24.9	0.0	24.0	0.0	24.2	24.3
Segalin	0.0	0.0	0.0	0.0	0.0	0.0	0.0	0.0	0.0	0.0	24.6	0.0	24.4	0.0	0.0	0.0	0.0	24.5	23.3
Souzao	0.0	22.6	24.0	0.0	0.0	24.3	26.0	25.0	0.0	24.7	25.8	0.0	25.6	0.0	0.0	0.0	0.0	25.7	25.2
St Laurent	0.0	0.0	22.1	0.0	0.0	0.0	0.0	0.0	0.0	0.0	0.0	0.0	0.0	0.0	0.0	0.0	0.0	22.1	21.4
Syrah *	25.2	25.8	25.6	27.0	27.4	25.7	26.0	25.4	25.2	25.7	26.7	26.9	26.7	26.2	25.5	24.9	25.3	26.4	25.4
Tannat	23.3	0.0	29.1	29.0	26.0	0.0	26.9	26.0	25.7	25.2	24.2	27.5	21.8	0.0	0.0	25.4	26.4	25.1	25.9
Tempranillo *	25.0	26.3	24.5	25.6	26.9	22.9	25.0	24.9	24.8	24.8	24.0	23.5	24.1	0.0	26.0	24.7	25.4	24.2	23.9
Teroldego	0.0	0.0	26.0	0.0	0.0	0.0	24.5	23.9	23.6	25.2	26.2	27.0	26.8	0.0	0.0	24.9	0.0	25.9	25.4
Tinta Cao	25.0	0.0	25.9	24.6	0.0	25.0	0.0	26.8	0.0	24.6	24.2	0.0	24.0	0.0	0.0	25.8	0.0	24.2	24.9
Tinta Madeira	0.0	0.0	24.0	0.0	0.0	0.0	0.0	25.0	0.0	0.0	0.0	0.0	28.0	0.0	0.0	0.0	0.0	27.5	24.9
Touriga Nacional *	25.0	20.9	24.0	24.4	0.0	26.1	24.0	25.0	0.0	24.9	25.0	24.9	25.2	0.0	0.0	25.3	0.0	25.0	25.0
Trousseau *	0.0	23.0	24.7	0.0	0.0	0.0	24.0	0.0	0.0	25.1	26.0	0.0	0.0	0.0	0.0	0.0	0.0	25.0	21.8
Zinfandel	26.1	26.4	26.6	27.1	26.5	25.4	27.0	26.2	20.3	25.8	24.8	20.8	19.5	21.6	24.5	25.5	20.8	22.0	22.3
Other Red 1/	25.0	24.0	25.6	29.7	0.0	25.4	0.0	28.6	21.0	25.0	24.9	24.6	21.7	21.7	24.0	23.6	22.7	22.0	21.1

TABLE 6: WEIGHTED AVERAGE GROWER RETURNS PER TON DELIVERED BASIS PURCHASED FOR WINE, CONCENTRATE, JUICE, VINEGAR, AND BEVERAGE BRANDY BY CALIFORNIA PROCESSORS FROM THE 2015 CROP BY TYPE, VARIETY, AND REPORTING DISTRICT WHERE GROWN, WITH COMPARISONS

Type and Variety	1	2	3	4	5	6	7	8	9	10
	Dollars									
RAISIN GRAPES:										
Fiesta	0.00	0.00	0.00	0.00	0.00	0.00	0.00	0.00	0.00	0.00
Selma Pete	0.00	0.00	0.00	0.00	0.00	0.00	0.00	0.00	0.00	0.00
Thompson Seedless	0.00	0.00	0.00	0.00	0.00	0.00	0.00	0.00	0.00	0.00
Other Raisin 1/	0.00	0.00	0.00	0.00	0.00	0.00	0.00	0.00	0.00	0.00
Total Raisin	0.00	0.00	0.00	0.00	0.00	0.00	0.00	0.00	0.00	0.00
TABLE GRAPES:										
Black Monukka	0.00	0.00	0.00	0.00	0.00	0.00	0.00	0.00	0.00	0.00
Christmas Rose	0.00	0.00	0.00	0.00	0.00	0.00	0.00	0.00	0.00	0.00
Crimson Seedless *	0.00	0.00	0.00	0.00	0.00	0.00	0.00	0.00	0.00	0.00
Fantasy Seedless	0.00	0.00	0.00	0.00	0.00	0.00	0.00	0.00	0.00	0.00
Flame Seedless *	0.00	0.00	0.00	0.00	0.00	0.00	0.00	0.00	0.00	0.00
Flame Tokay	0.00	0.00	0.00	0.00	0.00	0.00	0.00	0.00	0.00	0.00
Malaga *	0.00	0.00	0.00	0.00	0.00	0.00	0.00	0.00	0.00	0.00
Princess *	0.00	0.00	0.00	0.00	0.00	0.00	0.00	0.00	0.00	0.00
Red Globe *	0.00	0.00	2,500.00	0.00	0.00	0.00	0.00	0.00	0.00	0.00
Ribier	0.00	0.00	0.00	0.00	0.00	0.00	0.00	0.00	0.00	0.00
Ruby Seedless *	0.00	0.00	0.00	0.00	0.00	0.00	0.00	0.00	0.00	0.00
Other Table 1/	0.00	0.00	0.00	0.00	0.00	0.00	0.00	0.00	0.00	1,200.00
Total Table	0.00	0.00	2,500.00	0.00	0.00	0.00	0.00	0.00	0.00	1,200.00
WINE GRAPES (WHITE):										
Albarino	2,000.00	1,800.00	2,042.04	3,059.51	1,408.16	0.00	1,311.26	1,870.77	1,309.15	1,732.39
Arneis	1,744.57	0.00	1,922.18	3,200.00	0.00	0.00	0.00	1,714.67	0.00	1,900.00
Burger *	0.00	0.00	0.00	0.00	0.00	0.00	0.00	0.00	0.00	0.00
Chardonnay *	1,267.60	1,229.37	2,084.79	2,592.34	802.50	843.68	1,267.05	1,397.34	545.08	1,435.42
Chenin Blanc	1,319.17	1,313.00	1,418.27	1,671.59	436.89	0.00	926.12	1,519.79	464.74	1,476.00
Cortese	1,700.00	0.00	0.00	0.00	0.00	0.00	0.00	0.00	0.00	0.00
Emerald Riesling	0.00	0.00	0.00	0.00	0.00	0.00	0.00	0.00	0.00	0.00
Fiano	0.00	0.00	2,045.46	3,375.00	0.00	0.00	0.00	1,694.12	1,041.27	1,722.22
Flora	0.00	0.00	0.00	1,961.67	0.00	0.00	0.00	0.00	0.00	0.00
French Colombard	1,092.75	0.00	655.75	0.00	669.73	0.00	0.00	0.00	656.34	0.00
Gewurztraminer	1,528.40	1,480.00	1,803.12	0.00	626.45	371.72	843.87	1,600.50	1,471.77	800.00
Gray Riesling *	0.00	0.00	2,128.49	0.00	0.00	0.00	0.00	0.00	0.00	0.00
Grenache Blanc	0.00	0.00	2,485.92	1,808.00	0.00	0.00	2,266.05	1,866.60	1,268.48	1,619.96
Gruener Veltliner	0.00	0.00	2,700.00	1,500.00	0.00	2,116.67	1,158.67	4,489.05	0.00	0.00
Malvasia Bianca	0.00	0.00	2,500.00	2,800.00	0.00	765.54	1,167.59	996.16	1,400.00	888.17
Marsanne	1,854.65	0.00	2,142.52	2,646.49	0.00	0.00	1,680.98	1,951.94	1,200.00	1,687.79
Melon	0.00	0.00	1,784.47	0.00	0.00	0.00	0.00	0.00	0.00	0.00
Moscato Gaillo *	0.00	0.00	0.00	0.00	0.00	0.00	0.00	0.00	1,000.00	1,200.00
Muscat Blanc *	1,191.82	1,221.54	2,202.96	2,143.58	1,398.82	670.39	1,014.89	1,179.13	2,000.00	1,300.49
Muscat Orange	1,699.41	1,357.02	600.00	0.00	548.21	0.00	0.00	1,336.85	350.00	1,413.05
Muscat of Alexandria	0.00	0.00	0.00	0.00	0.00	900.00	0.00	0.00	400.00	0.00
Palomino *	0.00	0.00	1,697.71	0.00	0.00	2,000.00	0.00	0.00	0.00	0.00
Picpoul Blanc	0.00	0.00	2,293.55	1,500.00	0.00	0.00	2,236.00	2,423.02	2,343.00	1,800.00
Pinot Blanc	1,388.57	0.00	1,825.03	1,941.14	0.00	990.59	1,194.43	1,888.46	0.00	0.00
Pinot Gris *	1,526.71	1,196.40	1,704.28	1,767.62	655.17	680.26	1,194.88	1,287.20	460.01	1,153.23
Ribolla Gialla *	0.00	0.00	2,496.15	3,309.26	0.00	0.00	0.00	0.00	0.00	0.00
Roussanne	1,265.98	1,629.58	2,583.09	4,059.64	0.00	900.00	3,167.29	1,966.18	1,414.31	1,423.71
Sauvignon Blanc	1,272.71	1,118.27	1,611.31	2,011.87	724.90	600.07	1,074.23	1,298.90	550.35	879.64
Sauvignon Musque	1,510.00	1,312.67	1,636.63	1,975.24	0.00	0.00	1,355.57	0.00	1,631.00	0.00
Sauvignon Vert *	1,700.00	0.00	2,395.88	2,670.44	0.00	0.00	0.00	0.00	0.00	0.00
Semillon	1,251.36	1,243.51	2,370.14	2,436.45	0.00	1,032.97	1,416.03	1,789.04	799.17	1,189.76
St. Emilion *	0.00	0.00	0.00	0.00	0.00	0.00	0.00	2,625.00	2,000.00	0.00
Symphony	0.00	0.00	0.00	0.00	310.86	350.00	0.00	0.00	0.00	0.00
Tocai Friulano	1,374.70	0.00	2,750.00	2,658.33	0.00	0.00	850.00	2,277.38	0.00	0.00
Torrontes	0.00	0.00	0.00	0.00	0.00	0.00	0.00	2,200.00	0.00	0.00
Triplet Blanc	0.00	0.00	0.00	0.00	0.00	0.00	0.00	0.00	0.00	0.00
Verdelho	0.00	0.00	2,000.00	2,050.00	1,000.00	950.00	0.00	1,422.29	1,820.69	1,459.77
Vermantino *	0.00	1,500.00	1,801.18	1,958.07	0.00	0.00	1,500.00	1,690.22	1,200.00	1,311.69
Vernaccia	0.00	0.00	1,825.74	0.00	0.00	0.00	0.00	0.00	0.00	0.00
Viognier	1,198.93	1,220.77	2,371.21	3,032.14	730.62	1,051.02	1,768.53	1,584.09	1,668.35	1,570.94
White Riesling *	1,683.37	1,210.43	2,145.99	2,649.27	892.97	1,250.00	991.86	1,046.85	1,200.00	1,420.76
Other White 1/	3,000.00	0.00	3,260.20	3,134.62	0.00	0.00	1,500.00	2,036.06	1,175.65	2,055.88
Total White	1,278.13	1,140.48	2,010.35	2,404.87	705.70	732.13	1,200.95	1,398.20	508.35	1,273.49

TABLE 6: WEIGHTED AVERAGE GROWER RETURNS PER TON DELIVERED BASIS PURCHASED FOR WINE, CONCENTRATE, JUICE, VINEGAR, AND BEVERAGE BRANDY BY CALIFORNIA PROCESSORS FROM THE 2015 CROP BY TYPE, VARIETY, AND REPORTING DISTRICT WHERE GROWN, WITH COMPARISONS

Type and Variety	11	12	13	14	15	16	17	2015 State Total	2014 State Total
	Dollars								
RAISIN GRAPES:									
Fiesta	0.00	0.00	224.57	0.00	0.00	0.00	0.00	224.57	234.92
Selma Pete	0.00	0.00	0.00	0.00	0.00	0.00	0.00	0.00	200.00
Thompson Seedless	0.00	0.00	256.09	150.93	0.00	0.00	0.00	254.93	232.20
Other Raisin 1/	0.00	0.00	400.00	0.00	0.00	0.00	0.00	400.00	400.00
Total Raisin	0.00	0.00	248.33	150.93	0.00	0.00	0.00	247.52	232.79
TABLE GRAPES:									
Black Monukka	0.00	0.00	0.00	0.00	0.00	0.00	0.00	0.00	280.00
Christmas Rose	0.00	0.00	0.00	0.00	0.00	0.00	0.00	0.00	95.85
Crimson Seedless *	0.00	0.00	50.00	0.00	0.00	0.00	0.00	50.00	0.00
Fantasy Seedless	0.00	0.00	50.00	0.00	0.00	0.00	0.00	50.00	0.00
Flame Seedless *	0.00	0.00	0.00	0.00	0.00	0.00	0.00	0.00	264.25
Flame Tokay	275.86	0.00	0.00	0.00	0.00	0.00	0.00	275.86	279.21
Malaga *	0.00	0.00	198.47	0.00	0.00	0.00	0.00	198.47	200.00
Princess *	0.00	0.00	50.00	0.00	0.00	0.00	0.00	50.00	0.00
Red Globe *	0.00	0.00	0.00	0.00	0.00	0.00	0.00	2,500.00	0.00
Ribier	0.00	0.00	300.00	0.00	0.00	0.00	0.00	300.00	475.00
Ruby Seedless *	0.00	0.00	150.00	150.00	0.00	0.00	0.00	150.00	183.27
Other Table 1/	0.00	0.00	173.46	0.00	0.00	0.00	150.00	164.55	171.68
Total Table	275.86	0.00	142.80	150.00	0.00	0.00	150.00	252.63	233.70
WINE GRAPES (WHITE):									
Albarino	1,063.97	0.00	226.09	0.00	0.00	1,500.00	701.22	1,089.89	1,143.18
Arneis	0.00	0.00	0.00	0.00	0.00	1,876.38	0.00	1,886.72	1,670.81
Burger *	259.77	230.23	260.50	0.00	0.00	0.00	0.00	258.01	256.27
Chardonnay *	469.86	407.44	363.35	263.87	736.00	1,788.63	598.52	787.97	860.95
Chenin Blanc	445.88	346.44	323.56	0.00	0.00	0.00	441.09	389.96	366.47
Cortese	0.00	0.00	0.00	0.00	0.00	0.00	800.00	1,204.59	1,423.08
Emerald Riesling	0.00	0.00	0.00	0.00	0.00	0.00	0.00	0.00	200.00
Fiano	0.00	0.00	0.00	0.00	0.00	1,900.00	700.00	1,436.97	1,745.13
Flora	0.00	0.00	0.00	0.00	0.00	0.00	0.00	1,961.67	1,933.56
French Colombard	288.60	303.78	250.00	251.60	0.00	0.00	0.00	252.16	262.01
Gewurztraminer	626.02	250.00	0.00	0.00	0.00	1,349.20	611.76	713.36	720.66
Gray Riesling *	550.00	0.00	0.00	0.00	0.00	0.00	0.00	1,576.90	2,020.00
Grenache Blanc	806.87	0.00	1,000.00	0.00	0.00	1,484.56	1,250.00	1,755.88	1,547.77
Gruener Veltliner	0.00	0.00	0.00	0.00	0.00	0.00	664.26	1,235.24	1,066.16
Malvasia Bianca	403.79	410.52	558.39	0.00	0.00	1,101.32	0.00	520.27	542.40
Marsanne	300.00	0.00	940.48	0.00	0.00	1,490.91	0.00	1,414.04	1,187.44
Melon	0.00	0.00	0.00	0.00	0.00	0.00	0.00	1,784.47	1,433.87
Moscato Gaillo *	500.00	0.00	0.00	0.00	0.00	0.00	0.00	537.22	724.58
Muscat Blanc *	334.25	465.00	397.46	296.12	0.00	1,671.97	602.02	418.99	318.72
Muscat Orange	487.51	479.70	443.95	0.00	0.00	1,200.00	0.00	531.39	569.65
Muscat of Alexandria	250.00	314.52	281.08	274.55	0.00	1,500.00	774.04	283.26	295.38
Palomino *	0.00	0.00	237.97	0.00	0.00	1,000.00	0.00	289.57	286.30
Picpoul Blanc	0.00	0.00	0.00	0.00	0.00	2,000.00	0.00	2,286.47	2,236.17
Pinot Blanc	0.00	0.00	0.00	0.00	0.00	0.00	0.00	1,536.43	1,413.51
Pinot Gris *	572.07	475.59	448.98	411.35	0.00	1,491.79	622.37	528.05	580.52
Ribolla Gialla *	0.00	0.00	0.00	0.00	0.00	0.00	0.00	3,151.49	2,911.39
Roussanne	661.58	0.00	1,000.00	0.00	0.00	1,513.03	0.00	1,786.20	1,737.15
Sauvignon Blanc	497.00	435.99	306.21	300.00	0.00	1,410.94	491.16	920.65	956.83
Sauvignon Musque	0.00	0.00	1,000.00	0.00	0.00	0.00	0.00	1,591.86	1,655.17
Sauvignon Vert *	0.00	0.00	0.00	0.00	0.00	0.00	0.00	2,431.52	2,383.56
Semillon	494.24	500.00	271.02	0.00	0.00	0.00	500.03	884.84	860.44
St. Emilion *	0.00	0.00	0.00	0.00	0.00	0.00	0.00	2,072.46	2,000.00
Symphony	334.15	268.14	314.87	0.00	0.00	0.00	330.94	313.06	309.12
Tocai Friulano	150.00	0.00	0.00	0.00	0.00	0.00	0.00	1,581.41	1,236.20
Torrontes	1,350.33	0.00	0.00	0.00	0.00	0.00	0.00	1,449.71	1,319.69
Triplett Blanc	0.00	0.00	197.51	0.00	0.00	0.00	0.00	197.51	214.12
Verdelho	527.32	0.00	0.00	0.00	0.00	1,600.00	630.20	556.60	560.32
Vermentino *	517.87	0.00	0.00	0.00	0.00	1,932.82	0.00	714.34	701.23
Vernaccia	0.00	0.00	0.00	0.00	0.00	0.00	0.00	1,825.74	2,192.70
Viognier	510.94	505.65	553.52	0.00	0.00	1,406.47	583.84	687.81	738.04
White Riesling *	478.08	335.92	351.64	0.00	0.00	1,382.96	614.74	701.21	743.18
Other White 1/	417.42	224.54	112.13	143.15	0.00	1,776.11	630.93	333.36	411.86
Total White	486.20	409.94	293.10	292.03	736.00	1,572.20	565.66	540.24	595.84

TABLE 6: WEIGHTED AVERAGE GROWER RETURNS PER TON DELIVERED BASIS PURCHASED FOR WINE, CONCENTRATE, JUICE, VINEGAR, AND BEVERAGE BRANDY BY CALIFORNIA PROCESSORS FROM THE 2015 CROP BY TYPE, VARIETY, AND REPORTING DISTRICT WHERE GROWN, WITH COMPARISONS

Type and Variety	1	2	3	4	5	6	7	8	9	10
	Dollars									
WINE GRAPES (RED):										
Aglianico	0.00	1,000.00	0.00	3,780.00	0.00	205.00	0.00	1,915.37	1,196.94	1,085.00
Aleatico	0.00	0.00	2,310.42	4,000.00	0.00	0.00	0.00	0.00	0.00	0.00
Alicante Bouschet *	0.00	0.00	2,943.32	2,400.00	0.00	929.90	1,200.00	1,899.12	2,000.00	1,299.73
Arinarnoa	0.00	0.00	0.00	0.00	0.00	0.00	0.00	0.00	0.00	0.00
Barbera	1,557.46	1,620.68	2,446.42	3,131.25	1,350.00	1,675.16	1,043.64	1,684.31	808.79	1,436.69
Blaufraenkisch *	0.00	0.00	0.00	0.00	0.00	0.00	0.00	3,400.00	0.00	0.00
Cabernet Franc	1,492.39	1,824.38	2,794.50	6,064.64	1,707.07	2,021.42	1,190.69	2,346.62	1,632.06	1,243.53
Cabernet Sauvignon	1,923.76	2,158.83	2,724.17	6,288.52	1,755.22	1,352.55	1,235.41	1,545.02	741.23	1,177.92
Carignane	1,170.00	1,000.00	2,195.62	2,227.88	1,120.83	1,525.83	958.82	2,505.11	0.00	1,679.82
Carmenere	1,600.00	0.00	2,100.00	3,133.33	0.00	1,200.00	0.00	2,066.67	1,200.00	0.00
Carmelian	0.00	0.00	0.00	0.00	0.00	0.00	0.00	0.00	0.00	0.00
Centurian	0.00	0.00	0.00	0.00	0.00	0.00	0.00	0.00	0.00	0.00
Charbono	1,563.33	0.00	0.00	2,987.88	1,220.28	1,250.00	0.00	1,874.51	0.00	1,463.14
Ciliegiolo	0.00	0.00	2,500.00	0.00	0.00	0.00	0.00	0.00	0.00	0.00
Cinsaut *	0.00	0.00	2,521.67	4,014.07	0.00	966.41	1,331.02	2,062.47	0.00	1,294.23
Counoise	2,354.10	1,000.00	1,800.00	1,380.00	0.00	1,400.00	1,500.00	1,577.33	1,060.00	1,963.79
Dolcetto	1,459.10	0.00	2,396.03	1,703.66	0.00	2,769.57	0.00	1,671.15	0.00	1,361.96
Dornfelder	0.00	0.00	0.00	0.00	0.00	0.00	1,200.00	4,410.53	0.00	0.00
Durif	0.00	0.00	0.00	0.00	0.00	0.00	0.00	0.00	0.00	0.00
Freisa	0.00	0.00	0.00	0.00	0.00	0.00	0.00	1,000.00	0.00	0.00
Gamay (Napa) *	1,493.71	0.00	1,388.57	1,799.17	1,128.05	0.00	1,130.81	1,493.14	0.00	0.00
Gamay Noir Au Jus Blanc	0.00	0.00	0.00	2,500.00	0.00	0.00	0.00	0.00	0.00	1,700.00
Graciano	0.00	0.00	2,500.00	0.00	1,075.00	0.00	1,400.00	2,080.36	1,446.08	1,880.60
Grenache *	1,851.69	1,659.46	2,901.69	3,917.38	1,440.00	1,276.87	1,588.46	1,844.36	453.27	1,551.86
Lagrein	0.00	0.00	0.00	4,644.53	0.00	0.00	0.00	1,779.95	0.00	2,016.67
Malbec	1,647.91	1,768.58	2,636.24	4,990.71	1,287.48	1,191.19	1,217.30	1,495.78	692.96	1,686.05
Mataro *	2,823.86	1,651.69	3,082.19	2,810.62	1,918.75	1,442.04	1,620.46	2,184.64	1,424.40	1,579.38
Merlot	1,193.31	1,277.76	1,717.25	3,134.87	906.04	1,008.52	1,075.07	1,053.16	433.05	1,537.57
Meunier *	1,800.00	0.00	2,398.77	1,830.65	0.00	0.00	0.00	4,773.28	0.00	0.00
Mission	0.00	0.00	0.00	0.00	0.00	635.19	0.00	600.00	0.00	2,042.44
Montepulciano	1,747.25	0.00	2,761.48	2,000.00	0.00	770.91	2,000.00	2,754.29	1,450.00	1,116.67
Muscat Hamburg *	0.00	0.00	0.00	0.00	0.00	0.00	0.00	0.00	1,500.00	1,431.82
Nebbiolo	1,864.84	0.00	2,675.25	2,794.19	0.00	2,344.44	0.00	1,661.47	0.00	1,770.20
Negrette *	0.00	0.00	0.00	0.00	0.00	0.00	2,400.00	1,400.00	0.00	0.00
Negroamaro	1,798.63	0.00	3,500.00	0.00	0.00	0.00	0.00	1,121.35	1,021.74	0.00
Nero D'Avola *	2,033.33	0.00	3,500.00	0.00	0.00	0.00	0.00	2,000.00	0.00	0.00
Petit Verdot	1,868.51	2,024.75	2,719.87	5,811.79	1,826.74	1,035.28	1,267.29	1,631.10	815.85	1,673.42
Petite Sirah	1,677.29	1,797.19	2,715.79	3,528.17	1,212.02	1,207.58	1,233.93	1,384.26	829.82	1,467.02
Pinot Noir	3,021.80	1,469.00	3,525.42	2,713.42	825.43	1,953.40	1,806.70	2,989.81	479.68	1,585.99
Pinotage	1,513.89	0.00	0.00	0.00	0.00	0.00	0.00	0.00	0.00	1,600.00
Primitivo	1,538.29	1,498.87	2,269.82	3,583.14	1,400.00	2,000.00	2,410.27	1,353.73	782.61	1,371.44
Refosco *	0.00	0.00	0.00	5,500.00	0.00	3,200.00	0.00	1,289.39	700.00	0.00
Royalty	0.00	0.00	0.00	0.00	0.00	0.00	0.00	0.00	0.00	0.00
Rubired *	0.00	0.00	0.00	0.00	0.00	0.00	0.00	0.00	0.00	0.00
Ruby Cabernet	0.00	0.00	0.00	0.00	0.00	0.00	400.00	0.00	1,500.00	0.00
Sagrantino	0.00	0.00	3,500.00	0.00	0.00	0.00	0.00	0.00	0.00	0.00
Salvador	0.00	0.00	0.00	0.00	0.00	0.00	0.00	0.00	0.00	0.00
Sangiovese *	1,561.60	1,046.14	2,244.27	3,360.92	1,500.00	1,572.15	1,180.81	1,883.97	1,067.15	1,350.12
Segalin	0.00	0.00	0.00	0.00	0.00	0.00	0.00	0.00	0.00	0.00
Souzao	0.00	1,250.00	1,200.00	0.00	0.00	1,662.50	1,850.00	2,561.85	0.00	1,502.96
St Laurent	0.00	0.00	2,112.73	0.00	0.00	0.00	0.00	0.00	0.00	0.00
Syrah *	1,353.79	1,447.69	2,525.16	3,233.62	1,104.75	1,132.01	1,092.06	1,413.40	629.68	1,477.67
Tannat	3,273.33	0.00	3,213.21	3,500.00	1,243.08	0.00	1,294.83	1,744.29	1,414.93	1,222.41
Tempranillo *	1,250.00	2,146.62	2,245.47	3,844.03	1,166.04	1,476.46	1,365.04	1,288.15	709.02	1,591.96
Teroldego	0.00	0.00	2,200.00	0.00	0.00	0.00	1,578.42	1,120.00	1,414.29	1,278.57
Tinta Cao	1,250.00	0.00	3,448.98	3,000.00	0.00	1,300.00	0.00	2,223.32	0.00	1,467.28
Tinta Madeira	0.00	0.00	1,200.00	0.00	0.00	0.00	0.00	1,252.83	0.00	0.00
Touriga Nacional *	1,250.00	1,669.88	1,200.00	3,157.90	0.00	1,131.58	1,400.00	2,711.56	0.00	1,413.12
Trousseau *	0.00	1,800.00	2,633.33	0.00	0.00	0.00	2,096.97	0.00	0.00	2,100.00
Zinfandel	1,527.57	1,614.58	2,711.07	3,389.51	1,079.59	1,217.02	1,354.42	1,480.19	425.77	1,313.58
Other Red 1/	1,898.02	2,000.00	3,293.63	4,646.32	0.00	1,617.76	0.00	1,934.45	1,200.00	1,107.06
Total Red	1,734.29	1,931.54	2,819.84	5,114.55	1,009.87	1,290.28	1,408.66	1,663.61	578.98	1,351.15
TOTAL WINE	1,519.64	1,600.77	2,442.98	4,335.80	830.43	1,121.92	1,296.62	1,598.44	549.60	1,345.16
TOTAL ALL VARIETIES	1,519.64	1,600.77	2,442.99	4,335.80	830.43	1,121.92	1,296.62	1,598.44	549.60	1,345.16

TABLE 6: WEIGHTED AVERAGE GROWER RETURNS PER TON DELIVERED BASIS PURCHASED FOR WINE, CONCENTRATE, JUICE, VINEGAR, AND BEVERAGE BRANDY BY CALIFORNIA PROCESSORS FROM THE 2015 CROP BY TYPE, VARIETY, AND REPORTING DISTRICT WHERE GROWN, WITH COMPARISONS

Type and Variety	11	12	13	14	15	16	17	2015 State Total	2014 State Total
	Dollars								
WINE GRAPES (RED):									
Aglianico	0.00	884.38	0.00	0.00	0.00	2,012.00	1,401.98	1,502.78	1,368.20
Aleatico	0.00	0.00	0.00	0.00	0.00	2,001.30	0.00	2,304.34	1,899.81
Alicante Bouschet *	463.79	839.05	187.06	0.00	0.00	905.88	0.00	369.98	425.61
Arinarno	0.00	0.00	400.00	0.00	0.00	0.00	0.00	400.00	400.00
Barbera	554.71	1,003.25	313.66	350.00	0.00	1,597.23	1,170.49	343.35	366.37
Blaufraenkisch *	0.00	0.00	0.00	0.00	0.00	0.00	0.00	3,400.00	1,115.13
Cabernet Franc	514.20	1,900.00	400.25	300.00	1,000.00	1,516.96	737.33	2,165.01	2,162.93
Cabernet Sauvignon	655.97	488.84	381.03	295.47	1,100.00	1,606.73	710.10	1,316.09	1,427.79
Carignane	465.36	0.00	333.22	350.00	0.00	1,300.00	0.00	487.75	491.76
Carmenere	0.00	0.00	0.00	0.00	0.00	1,200.00	0.00	1,867.07	1,668.55
Carnelian	0.00	0.00	257.22	0.00	0.00	0.00	0.00	257.22	267.96
Centurian	0.00	0.00	362.51	0.00	0.00	0.00	0.00	362.51	371.52
Charbono	1,000.00	0.00	0.00	0.00	0.00	0.00	0.00	2,423.48	2,229.87
Ciliegiolo	0.00	1,211.17	0.00	0.00	0.00	0.00	0.00	1,357.08	1,220.45
Cinsaut *	1,531.44	0.00	325.00	0.00	0.00	1,456.14	2,640.00	1,407.66	1,298.16
Counoise	0.00	0.00	1,000.00	0.00	0.00	1,341.67	0.00	1,654.11	1,642.64
Dolcetto	360.10	0.00	0.00	0.00	0.00	1,930.29	1,421.15	1,440.21	1,455.78
Dornfelder	621.15	400.00	0.00	0.00	0.00	0.00	0.00	488.00	403.62
Durif	0.00	0.00	0.00	0.00	0.00	0.00	0.00	0.00	2,246.15
Freisa	0.00	0.00	0.00	0.00	0.00	0.00	0.00	1,000.00	1,144.49
Gamay (Napa) *	0.00	0.00	350.00	0.00	0.00	0.00	400.00	807.88	713.82
Gamay Noir Au Jus Blanc	0.00	0.00	0.00	0.00	0.00	0.00	0.00	1,767.56	1,700.00
Graciano	776.65	1,400.00	0.00	0.00	0.00	0.00	0.00	916.90	975.89
Grenache *	613.27	366.39	279.26	285.84	1,100.00	1,588.44	1,359.21	496.91	468.16
Lagrein	0.00	0.00	0.00	0.00	0.00	0.00	0.00	2,152.69	1,174.09
Malbec	640.86	425.13	350.61	0.00	0.00	1,181.71	882.03	937.54	1,021.40
Mataro *	279.33	356.06	544.19	0.00	0.00	1,533.99	1,232.05	1,491.49	1,544.66
Merlot	548.17	463.62	346.92	346.52	0.00	1,488.87	612.06	740.83	775.12
Meunier *	0.00	0.00	0.00	0.00	0.00	0.00	0.00	2,060.44	2,063.59
Mission	820.89	0.00	228.11	0.00	300.00	1,000.00	0.00	233.92	234.44
Montepulciano	441.50	982.61	0.00	0.00	0.00	1,998.69	0.00	1,281.34	874.59
Muscat Hamburg *	0.00	677.77	521.67	0.00	0.00	0.00	0.00	587.41	654.69
Nebbiolo	0.00	0.00	454.78	0.00	0.00	1,810.00	1,313.21	1,196.83	1,177.05
Negrette *	0.00	0.00	0.00	0.00	0.00	0.00	0.00	1,450.25	2,025.10
Negroamaro	0.00	1,250.00	300.00	0.00	0.00	1,200.00	0.00	1,163.87	1,153.04
Nero D'Avola *	700.00	1,305.29	0.00	0.00	0.00	2,100.00	0.00	1,206.00	846.69
Petit Verdot	760.05	661.81	454.44	0.00	0.00	1,875.05	1,276.59	1,213.61	1,406.71
Petite Sirah	792.31	599.29	450.05	472.46	0.00	1,578.45	901.37	1,019.93	1,059.00
Pinot Noir	654.12	453.83	443.38	499.83	0.00	1,297.87	721.32	1,472.26	1,625.40
Pinotage	1,300.00	0.00	0.00	0.00	0.00	0.00	0.00	1,360.63	1,334.61
Primitivo	691.89	1,500.00	450.00	0.00	0.00	1,274.52	1,239.52	1,472.79	1,511.32
Refosco *	350.00	0.00	0.00	0.00	0.00	0.00	0.00	490.95	557.74
Royalty	0.00	0.00	425.00	0.00	0.00	0.00	0.00	425.00	425.00
Rubired *	317.52	275.88	279.45	273.10	0.00	1,045.73	0.00	278.42	303.58
Ruby Cabernet	393.58	450.25	285.96	346.09	0.00	0.00	0.00	304.09	321.11
Sagrantino	0.00	1,130.95	0.00	0.00	0.00	1,285.00	0.00	1,386.11	1,060.20
Salvador	0.00	0.00	0.00	315.00	0.00	1,550.00	0.00	318.51	311.72
Sangiovese *	445.80	819.81	280.55	300.00	0.00	1,815.35	0.00	1,109.55	1,077.10
Segalin	400.00	0.00	400.00	0.00	0.00	0.00	0.00	400.00	416.47
Souzao	640.11	0.00	362.32	0.00	0.00	0.00	0.00	735.64	638.09
St Laurent	0.00	0.00	0.00	0.00	0.00	0.00	0.00	2,112.73	2,164.06
Syrah *	494.51	420.04	361.14	373.62	1,100.00	1,464.70	629.40	694.86	766.15
Tannat	575.42	438.20	346.81	0.00	0.00	1,600.00	1,040.39	619.26	677.54
Tempranillo *	641.13	752.07	320.80	0.00	1,100.00	1,417.80	1,096.19	571.13	597.91
Teroldego	827.95	552.34	1,808.59	0.00	0.00	0.00	986.19	889.44	906.18
Tinta Cao	721.09	0.00	298.88	0.00	0.00	1,800.00	0.00	456.59	561.39
Tinta Madeira	0.00	0.00	500.00	0.00	0.00	0.00	0.00	609.94	1,257.52
Touriga Nacional *	728.39	773.42	325.00	0.00	0.00	1,800.00	0.00	692.29	743.35
Trousseau *	350.00	0.00	0.00	0.00	0.00	0.00	0.00	1,002.06	1,538.35
Zinfandel	720.34	397.60	285.42	308.76	648.89	1,498.15	351.13	574.80	623.93
Other Red 1/	422.09	482.45	172.95	132.27	200.00	322.81	605.50	237.43	236.27
Total Red	654.56	466.38	302.55	314.54	706.29	1,548.40	692.94	789.46	892.80
TOTAL WINE	594.83	441.19	298.11	303.45	706.97	1,554.77	603.94	678.83	759.20
TOTAL ALL VARIETIES	594.83	441.19	298.11	303.45	706.97	1,554.77	603.94	678.83	759.20

* Synonyms for variety names are shown on Page 5.

1/ Other categories include minor and mixed varieties.

**TABLE 7: TONS OF GRAPES PURCHASED BY CALIFORNIA WINERIES AS DISTILLING MATERIAL
OTHER THAN BEVERAGE BRANDY FROM THE 2015 CROP BY TYPE AND VARIETY, WITH COMPARISONS**

Type and Variety	Distilling Material Purchased		Average Degrees Brix Distilling		Average Price Per Ton	
	2015	2014	2015	2014	2015	2014
	Tons		Degrees Brix		Dollars	
RAISIN GRAPES:						
Thompson Seedless	865.5	182.9	16.8	18.8	126.00	150.00
Total Raisin	865.5	182.9	16.8	18.8	126.00	150.00
TABLE GRAPES: 2/						
Autumn Royal	63.2	73.6	19.7	17.4	147.75	150.00
Black Monukka	89.5	0.0	26.3	0.0	197.25	0.00
Christmas Rose	0.0	76.8	0.0	18.2	0.00	150.00
Crimson Seedless *	583.4	896.3	22.7	19.7	170.25	150.00
Fantasy Seedless	326.7	0.0	24.6	0.0	184.50	0.00
Flame Seedless *	0.0	107.8	0.0	14.4	0.00	150.00
Krissy	65.0	0.0	24.0	0.0	180.00	0.00
Red Globe *	42.1	0.0	32.9	0.0	246.75	0.00
Ribier	12.0	68.2	16.0	16.4	120.00	150.00
Ruby Seedless *	330.8	0.0	13.4	0.0	100.50	0.00
Scarlet Royal	97.5	0.0	24.2	0.0	181.50	0.00
Summer Royal	0.0	35.0	0.0	34.8	0.00	150.00
Timco	47.2	0.0	30.4	0.0	228.00	0.00
Other Table 1/	186.3	0.0	19.3	0.0	144.73	0.00
Total Table	1,843.7	1,257.7	21.6	19.3	162.06	150.00
WINE GRAPES (WHITE):						
Chardonnay *	31.1	391.5	21.1	27.4	138.98	100.00
Grenache Blanc	52.4	0.0	25.4	0.0	190.50	0.00
Malvasia Bianca	10.8	0.0	32.0	0.0	240.00	0.00
Muscat Blanc *	9.4	0.0	29.7	0.0	222.75	0.00
Muscat of Alexandria	982.3	939.8	29.3	24.6	219.75	150.00
Pinot Gris *	10.2	0.0	35.5	0.0	266.25	0.00
Other White 1/	23.6	0.0	21.6	0.0	162.00	0.00
Total White	1,119.8	1,331.3	28.8	25.4	215.57	135.30
WINE GRAPES (RED):						
Barbera	108.0	0.0	24.2	0.0	181.50	0.00
Grenache *	0.0	131.3	0.0	32.6	0.00	150.00
Merlot	111.4	0.0	17.4	0.0	130.50	0.00
Ruby Cabernet	7.6	0.0	17.2	0.0	129.00	0.00
Syrah *	53.2	99.7	29.5	29.4	221.25	150.00
Zinfandel	2,308.6	0.0	23.8	0.0	175.54	0.00
Other Red 1/	1,086.6	1,875.8	20.6	20.9	154.50	94.73
Total Red	3,675.4	2,106.8	22.7	22.0	168.70	100.79
TOTAL WINE	4,795.2	3,438.1	24.2	23.3	179.64	114.15
TOTAL ALL VARIETIES	7,504.4	4,878.7	22.7	22.1	169.14	124.74

* Synonyms for variety names are shown on Page 5.

1/ Other categories include minor and mixed varieties.

TABLE 8: BASE PRICE PAID TO GROWERS FOR GRAPES CRUSHED AND DELIVERED TO CALIFORNIA PROCESSORS FROM THE 2015 CROP WITH BRIX FACTORS AND PURCHASED TONNAGE, BY TYPE, VARIETY, REPORTING DISTRICT WHERE GROWN, AND WEIGHTED AVERAGE BASE PRICE.

District, Type, and Variety	Base Price	Brix	Tons	District, Type, and Variety	Base Price	Brix	Tons
	Per Ton	Factors			Per Ton	Factors	
	Dollars	Code a/			Dollars	Code a/	
DISTRICT 1					1,400.00	007900	83.3
WINE GRAPES (WHITE)					1,400.00	009400	168.3
Albarino	2,000.00	000100	1.5		1,400.00	016000	321.5
Wtd. Avg. Base & Total Tons	2,000.00		1.5		1,425.00	024800	42.1
					1,450.00	000100	11.7
Arneis	1,700.00	000100	6.5		1,450.00	017000	9.6
	1,800.00	015500	1.3		1,471.52	000100	43.9
	1,900.00	000100	1.4		1,475.00	016000	16.6
Wtd. Avg. Base & Total Tons	1,744.57		9.2		1,482.76	000100	376.1
					1,500.00	000100	75.2
Chardonnay *	275.00	009400	67.1		1,500.00	015700	136.5
	400.00	050773	5.8		1,550.00	000100	35.3
	500.00	011500	6.0		1,600.00	011800	24.8
	800.00	024500	61.9		1,631.35	000100	25.9
	900.00	000100	28.0		1,675.00	000100	167.8
	911.98	000100	52.4		1,719.75	000100	66.0
	949.61	000100	60.9		1,746.15	000100	66.0
	953.38	000100	48.6		1,900.00	000100	9.3
	1,000.00	000100	341.3		1,950.00	021000	34.8
	1,000.00	024500	237.3		1,965.00	000100	5.3
	1,000.00	045268	18.4		1,972.55	021000	11.1
	1,005.46	000100	38.1		1,990.38	000100	35.8
	1,028.84	000100	209.1		2,000.00	010700	6.1
	1,050.00	000100	25.6		2,000.00	014000	2.2
	1,061.32	000100	320.7		2,000.00	017200	2.9
	1,095.90	000100	102.2		2,100.00	024500	43.0
	1,100.00	000100	451.7		2,200.00	015500	1.9
	1,100.00	009400	2.5		2,400.00	008390	1.3
	1,100.00	024500	98.4		2,400.00	013400	10.7
	1,114.64	000100	312.0		2,440.07	000100	4.8
	1,117.18	000100	67.3		2,500.00	000100	15.4
	1,139.03	000100	101.0		2,550.00	000100	14.5
	1,143.58	000100	25.4		2,700.00	000100	12.0
	1,143.58	021200	276.7		2,700.00	009500	4.3
	1,150.00	000100	98.1		2,800.00	000100	7.0
	1,193.30	000100	85.1		2,800.00	020600	0.9
	1,200.00	000100	1,149.7		2,900.00	009500	2.8
	1,200.00	007900	128.1		3,000.00	000100	3.7
	1,200.00	009400	37.9		3,500.00	000100	0.2
	1,200.00	024500	2,884.3		3,550.00	000100	2.5
	1,200.00	055560	20.0		4,000.00	000100	13.9
	1,200.27	000100	64.3		4,000.00	013800	1.5
	1,215.97	000100	217.2		4,150.00	000100	11.4
	1,250.00	000100	256.3		6,194.52	000100	7.3
	1,250.00	016000	64.7		7,000.00	013600	9.7
	1,250.00	024500	90.8	Wtd. Avg. Base & Total Tons	1,267.60		14,336.1
	1,266.64	000100	20.4				
	1,266.64	021200	146.1	Chenin Blanc	1,100.00	000100	15.3
	1,275.00	009400	56.0		1,200.00	009400	20.8
	1,285.05	001000	35.8		1,212.00	000100	20.6
	1,285.05	060485	142.1		1,275.00	000100	15.5
	1,285.65	019000	409.6		1,300.00	000100	13.7
	1,288.24	000100	5.5		2,000.00	000100	3.1
	1,292.74	000100	178.8		2,000.00	008000	10.1
	1,300.00	000100	453.9	Wtd. Avg. Base & Total Tons	1,319.17		99.1
	1,300.00	007900	49.2				
	1,300.00	009400	90.0	Cortese	1,700.00	000100	4.9
	1,300.00	016000	19.0	Wtd. Avg. Base & Total Tons	1,700.00		4.9
	1,300.00	021200	221.1				
	1,300.00	022800	22.7	French Colombard	700.00	009400	3.4
	1,300.00	024500	304.1		1,000.00	000100	24.3
	1,317.30	000100	310.2		1,101.31	000100	48.2
	1,325.00	000100	179.2		1,200.00	000100	3.6
	1,325.00	009400	29.2		1,212.00	000100	23.4
	1,345.07	007900	355.6	Wtd. Avg. Base & Total Tons	1,092.75		102.9
	1,350.00	000100	381.3				
	1,350.00	009400	101.7	Gewurztraminer	1,000.00	000100	8.1
	1,350.00	015800	208.7		1,100.00	000100	22.4
	1,350.00	021000	164.4		1,100.00	009400	4.7
	1,350.00	021200	64.6		1,222.80	000100	35.8
	1,370.00	000100	161.8		1,300.00	000100	3.8
	1,390.90	000100	38.6		1,350.00	000100	21.8
	1,400.00	000100	184.7		1,757.28	000100	10.4

TABLE 8: BASE PRICE PAID TO GROWERS FOR GRAPES CRUSHED AND DELIVERED TO CALIFORNIA PROCESSORS FROM THE 2015 CROP WITH BRIX FACTORS AND PURCHASED TONNAGE, BY TYPE, VARIETY, REPORTING DISTRICT WHERE GROWN, AND WEIGHTED AVERAGE BASE PRICE.

District, Type, and Variety	Base Price	Brix	Tons	District, Type, and Variety	Base Price	Brix	Tons
	Per Ton	Factors			Per Ton	Factors	
	Dollars	Code a/			Dollars	Code a/	
DISTRICT 1 (Cont'd)					1,100.00	000100	51.7
Gewurztraminer (Cont'd)	1,800.00	000100	12.9		1,155.00	000100	80.3
	1,900.00	000100	14.8		1,200.00	000100	105.1
	2,000.00	000100	6.8		1,200.00	009400	72.5
	2,000.00	020600	2.7		1,232.77	000100	96.7
	2,000.00	020800	2.3		1,240.00	000100	143.4
	2,100.00	000100	19.5		1,250.00	000100	138.5
	2,400.00	018900	4.0		1,250.00	064440	90.9
Wtd. Avg. Base & Total Tons	1,528.36		170.0		1,260.00	000100	21.5
					1,297.65	060485	149.2
Marsanne	1,300.00	020800	9.5		1,300.00	000100	35.8
	1,700.00	013200	1.4		1,300.00	009400	13.3
	2,500.00	013800	1.6		1,300.00	017200	22.4
	2,700.00	000100	3.1		1,322.02	000100	92.8
	3,000.00	000100	1.6		1,375.00	000100	34.8
Wtd. Avg. Base & Total Tons	1,854.65		17.2		1,400.00	000100	117.8
					1,425.00	000100	32.6
Muscat Blanc *	1,000.00	000100	18.7		1,450.00	000100	2.4
	1,100.00	000100	35.0		1,470.00	000100	148.6
	1,150.00	000100	3.4		1,475.00	000100	133.4
	1,155.00	000100	24.6		1,500.00	000100	49.1
	1,200.00	000100	8.9		1,500.00	021200	45.5
	1,575.00	000100	6.1		1,510.00	000100	46.4
	1,850.00	021200	3.2		1,600.00	000100	5.0
	2,000.00	000100	0.4		1,800.00	000100	4.5
	2,500.00	000100	2.3		1,800.00	013600	0.9
Wtd. Avg. Base & Total Tons	1,191.82		102.6		1,850.00	000100	17.2
					1,900.00	016900	1.9
Muscat Orange	1,150.00	021000	6.5		2,000.00	000100	2.2
	1,800.00	000100	33.4		2,000.00	060517	3.1
	1,800.00	013600	2.1		2,250.00	000100	2.4
Wtd. Avg. Base & Total Tons	1,699.40		42.0	Wtd. Avg. Base & Total Tons	1,272.71		2,126.3
Pinot Blanc	500.00	011500	4.0	Sauvignon Musque	1,510.00	000100	98.9
	1,150.00	000100	12.3	Wtd. Avg. Base & Total Tons	1,510.00		98.9
	1,250.00	000100	4.9				
	1,500.00	000100	30.2	Sauvignon Vert *	1,700.00	000100	2.9
	1,650.00	000100	5.3	Wtd. Avg. Base & Total Tons	1,700.00		2.9
	1,650.00	002200	4.1				
	2,000.00	000100	2.2	Semillon	1,200.00	021000	26.1
Wtd. Avg. Base & Total Tons	1,388.57		63.0		1,300.00	017200	5.5
					1,900.00	016900	0.5
Pinot Gris *	1,000.00	000100	38.5		2,000.00	000100	1.0
	1,200.00	000100	21.8	Wtd. Avg. Base & Total Tons	1,251.36		33.1
	1,200.00	009400	31.5				
	1,300.00	000100	45.7	Tocai Friulano	1,300.00	000100	13.5
	1,600.00	000100	10.3		1,700.00	013400	3.1
	1,615.08	000100	24.5	Wtd. Avg. Base & Total Tons	1,374.70		16.6
	1,700.00	000100	6.5				
	1,900.00	000100	5.7	Viognier	500.00	011500	2.0
	1,950.00	000100	8.1		800.00	000100	21.3
	2,000.00	000100	5.6		1,000.00	000100	39.9
	2,100.00	000100	4.9		1,150.00	000100	151.2
	2,440.07	000100	15.3		1,200.00	000100	61.7
	2,500.00	000100	9.1		1,400.00	000100	15.0
	2,500.00	013600	1.9		1,495.81	000100	7.7
	2,532.39	000100	5.4		1,500.00	013600	11.1
Wtd. Avg. Base & Total Tons	1,514.45		234.8		1,600.00	027600	3.2
					1,700.00	000100	1.7
Roussanne	800.00	000100	14.7		1,800.00	000100	8.3
	1,150.00	000100	27.6		1,800.00	017800	1.7
	1,300.00	020800	12.9		2,500.00	013800	1.1
	1,500.00	013600	6.1		2,700.00	000100	3.0
	1,700.00	018900	1.0		2,800.00	020600	0.4
	2,500.00	013800	1.4		3,000.00	000100	1.0
	2,700.00	000100	4.2	Wtd. Avg. Base & Total Tons	1,198.93		330.3
Wtd. Avg. Base & Total Tons	1,265.98		67.9				
				White Riesling *	1,200.00	000100	13.0
Sauvignon Blanc	950.00	000100	22.2		1,200.00	009400	22.8
	988.72	000100	93.6		1,700.00	000100	6.7
	1,000.00	000100	211.6		1,800.00	000100	9.4
	1,050.00	000100	22.6		1,800.00	013600	4.0
	1,064.45	000100	14.4		1,800.00	020600	7.5

TABLE 8: BASE PRICE PAID TO GROWERS FOR GRAPES CRUSHED AND DELIVERED TO CALIFORNIA PROCESSORS FROM THE 2015 CROP WITH BRIX FACTORS AND PURCHASED TONNAGE, BY TYPE, VARIETY, REPORTING DISTRICT WHERE GROWN, AND WEIGHTED AVERAGE BASE PRICE.

District, Type, and Variety	Base Price	Brix	Tons	District, Type, and Variety	Base Price	Brix	Tons
	Per Ton	Factors			Per Ton	Factors	
	Dollars	Code a/			Dollars	Code a/	
DISTRICT 1 (Cont'd)					1,860.32	013600	2.0
White Riesling * (Cont'd)	1,974.07	000100	11.3		1,860.32	017400	15.2
	2,000.00	000100	3.2		1,872.00	000100	61.0
	2,050.00	000100	25.0		1,875.00	000100	15.9
	2,100.00	011100	1.8		1,890.00	000100	52.2
	2,100.00	016800	1.3		1,900.00	000100	292.9
Wtd. Avg. Base & Total Tons	1,683.37		106.0		1,900.00	055560	13.0
					1,900.00	064440	63.4
Other White b/	3,000.00	000100	1.5		1,909.62	000100	66.0
Wtd. Avg. Base & Total Tons	3,000.00		1.5		1,929.38	000100	13.9
					1,950.00	000100	210.6
WINE GRAPES (RED)					1,950.00	064440	11.7
Barbera	1,300.00	000100	4.1		1,953.34	000100	65.3
	1,360.44	000100	15.8		1,984.50	000100	33.6
	1,400.00	000100	6.3		1,995.00	000100	26.9
	1,440.00	000100	4.4		2,000.00	000100	890.4
	1,600.00	000100	1.5		2,000.00	013600	1.7
	1,600.00	017800	4.9		2,000.00	017400	11.3
	1,600.00	025300	1.0		2,000.00	019200	47.1
	1,600.00	027800	2.6		2,000.00	020800	171.9
	1,700.00	027800	5.7		2,000.00	021000	2.0
	1,750.00	000100	5.9		2,000.00	064440	135.2
	1,800.00	000100	8.9		2,039.63	000100	171.5
	1,800.00	027500	1.8		2,050.00	000100	68.4
	2,000.00	000100	1.6		2,094.75	000100	62.1
Wtd. Avg. Base & Total Tons	1,557.46		64.5		2,100.00	000100	272.4
					2,124.31	000100	103.0
Cabernet Franc	500.00	011500	8.0		2,150.00	000100	111.1
	1,246.88	000100	42.6		2,150.00	024500	2.7
	1,600.00	013600	8.7		2,200.00	000100	160.4
	2,100.00	013600	1.5		2,200.00	013600	4.4
	4,000.00	000100	6.6		2,200.00	021000	45.6
Wtd. Avg. Base & Total Tons	1,492.39		67.4		2,200.00	025100	35.5
					2,250.00	000100	71.7
Cabernet Sauvignon	275.00	011400	8.2		2,275.00	000100	15.5
	1,100.00	000100	69.8		2,300.00	000100	64.9
	1,200.00	000100	18.1		2,500.00	025100	29.8
	1,200.00	024500	5.0		2,700.00	000100	13.0
	1,300.00	000100	91.3		3,000.00	000100	8.7
	1,300.00	011400	2.1		3,000.00	024300	5.0
	1,350.00	000100	2.4		3,398.66	000100	78.0
	1,400.00	000100	206.1	Wtd. Avg. Base & Total Tons	1,923.76		5,223.8
	1,450.00	021000	1.8				
	1,500.00	000100	12.3	Carignane	700.00	000100	9.6
	1,500.00	011400	7.2		750.00	000100	15.2
	1,500.00	024500	96.5		875.00	000100	18.6
	1,500.00	064440	0.7		900.00	000100	12.8
	1,545.00	000100	36.9		997.50	000100	14.0
	1,600.00	000100	20.9		1,000.00	000100	124.1
	1,600.00	013600	1.8		1,000.00	011400	175.0
	1,600.00	024500	36.8		1,000.00	064440	11.5
	1,600.00	060420	1.8		1,010.00	000100	15.8
	1,648.00	000100	25.7		1,050.00	020800	9.9
	1,650.00	000100	76.7		1,050.00	025400	2.8
	1,685.00	000100	2.0		1,070.00	000100	3.8
	1,700.00	000100	26.4		1,083.00	000100	22.6
	1,700.00	024500	76.8		1,100.00	000100	10.1
	1,700.00	064440	19.2		1,100.00	011400	117.2
	1,750.00	000100	73.0		1,100.00	021000	1.2
	1,750.00	064440	3.7		1,191.49	016900	44.7
	1,767.30	000100	45.0		1,200.00	000100	25.6
	1,770.00	000100	268.7		1,200.00	013800	11.0
	1,800.00	000100	188.2		1,200.00	014000	1.4
	1,800.00	024500	64.7		1,200.00	017800	10.4
	1,800.00	029125	2.7		1,200.00	024500	4.2
	1,850.00	000100	18.4		1,230.60	000100	20.6
	1,850.00	064440	35.3		1,250.00	000100	8.7
	1,852.00	000100	40.7		1,300.00	000100	13.4
	1,852.88	000100	40.4		1,375.00	000100	19.3
	1,852.88	020800	17.0		1,400.00	000100	8.7
	1,856.58	000100	18.9		1,500.00	000100	19.8
	1,857.14	000100	10.1		1,500.00	017200	3.0
	1,860.00	023000	23.6		1,550.00	000100	16.7

TABLE 8: BASE PRICE PAID TO GROWERS FOR GRAPES CRUSHED AND DELIVERED TO CALIFORNIA PROCESSORS FROM THE 2015 CROP WITH BRIX FACTORS AND PURCHASED TONNAGE, BY TYPE, VARIETY, REPORTING DISTRICT WHERE GROWN, AND WEIGHTED AVERAGE BASE PRICE.

District, Type, and Variety	Base Price	Brix	Tons	District, Type, and Variety	Base Price	Brix	Tons
	Per Ton	Factors			Per Ton	Factors	
	Dollars	Code a/			Dollars	Code a/	
DISTRICT 1 (Cont'd)				Wtd. Avg. Base & Total Tons	1,851.69		250.4
Cargnane (Cont'd)	1,600.00	000100	12.5				
	1,700.00	000100	1.5	Malbec	1,100.00	020800	4.0
	1,800.00	000100	20.8		1,200.00	017200	7.1
	1,800.00	020800	2.2		1,600.00	013600	21.0
	2,000.00	000100	17.7		1,900.00	021000	2.5
	2,000.00	008100	7.2		2,000.00	000100	12.1
	2,100.00	000100	2.2		3,000.00	000100	1.1
	2,200.00	000100	4.8	Wtd. Avg. Base & Total Tons	1,647.91		47.8
	2,250.00	000100	1.6				
	2,280.25	011600	9.5	Mataro *	2,000.00	000100	1.4
	2,500.00	000100	3.6		2,500.00	000100	1.1
Wtd. Avg. Base & Total Tons	1,171.15		855.3		3,000.00	000100	5.9
					4,000.00	000100	0.4
Carmenere	1,600.00	013600	2.5	Wtd. Avg. Base & Total Tons	2,823.86		8.8
Wtd. Avg. Base & Total Tons	1,600.00		2.5				
				Merlot	390.00	000100	51.9
Charbono	1,400.00	024300	12.3		600.00	000100	135.1
	1,500.00	000100	7.4		750.00	025400	1.0
	1,500.00	017000	3.2		800.00	000100	38.4
	4,000.00	000100	1.1		800.00	020800	180.9
Wtd. Avg. Base & Total Tons	1,563.33		24.0		864.40	000100	46.1
					900.00	000100	203.2
Counoise	2,000.00	000100	1.4		999.25	000100	26.6
	2,400.00	000100	10.8		1,000.00	000100	146.5
Wtd. Avg. Base & Total Tons	2,354.10		12.2		1,000.00	017400	83.5
					1,000.00	020800	54.7
Dolcetto	1,100.00	000100	10.4		1,000.00	024500	12.7
	1,200.00	000100	7.0		1,050.00	000100	121.0
	1,260.00	000100	10.1		1,100.00	000100	92.6
	1,500.00	000100	11.1		1,100.00	011400	150.3
	1,700.00	000100	13.4		1,100.00	024500	31.9
	1,700.00	024500	1.5		1,100.63	000100	34.8
	2,000.00	008000	6.5		1,150.00	010900	3.3
Wtd. Avg. Base & Total Tons	1,459.10		60.0		1,172.87	000100	51.6
					1,200.00	000100	214.5
Gamay (Napa) *	1,100.00	000100	14.7		1,200.00	011400	92.1
	1,200.00	000100	10.6		1,200.00	024500	23.4
	1,400.00	000100	1.4		1,235.06	000100	9.3
	1,500.00	000100	3.2		1,250.00	000100	90.9
	2,000.00	000100	7.7		1,258.82	000100	37.5
	2,000.00	008100	10.1		1,260.00	000100	136.8
Wtd. Avg. Base & Total Tons	1,493.71		47.7		1,260.00	011400	63.1
					1,263.79	000100	67.0
Grenache *	1,000.00	000100	15.9		1,275.00	011400	18.5
	1,000.00	024500	3.0		1,296.33	000100	49.5
	1,150.00	000100	2.2		1,300.00	000100	36.3
	1,200.00	000100	38.5		1,300.00	011400	153.2
	1,200.00	021200	3.5		1,300.00	064440	50.2
	1,300.00	000100	6.2		1,316.46	000100	302.0
	1,400.00	000100	3.6		1,350.00	000100	153.4
	1,488.00	000100	15.1		1,363.73	000100	52.2
	1,500.00	000100	14.9		1,369.11	000100	260.2
	1,500.00	017800	9.6		1,400.00	000100	127.2
	1,650.00	000100	8.8		1,400.00	021200	53.4
	1,700.00	000100	4.7		1,468.64	000100	158.8
	1,800.00	000100	9.7		1,474.43	000100	181.5
	1,900.00	000100	5.4		1,500.00	021200	47.7
	1,950.00	016900	5.5		1,600.00	013600	12.4
	2,000.00	000100	20.4		1,600.00	021000	21.4
	2,000.00	025400	1.7		1,675.00	000100	4.6
	2,200.00	025100	23.6		1,700.00	000100	7.9
	2,400.00	000100	3.4		1,981.76	000100	65.7
	2,450.00	000100	3.4		2,500.00	017000	2.7
	2,500.00	000100	4.0		3,000.00	000100	1.0
	2,500.00	011800	9.8	Wtd. Avg. Base & Total Tons	1,195.01		3,960.5
	2,500.00	024500	4.4				
	2,600.00	000100	1.7	Meunier *	1,800.00	000100	4.0
	2,746.92	000100	15.2	Wtd. Avg. Base & Total Tons	1,800.00		4.0
	2,750.00	025400	4.9				
	3,000.00	000100	4.4	Montepulciano	1,700.00	000100	4.8
	4,000.00	000100	3.8		1,800.00	014000	1.5
	4,000.00	013600	3.1		1,800.00	024500	2.8

TABLE 8: BASE PRICE PAID TO GROWERS FOR GRAPES CRUSHED AND DELIVERED TO CALIFORNIA PROCESSORS FROM THE 2015 CROP WITH BRIX FACTORS AND PURCHASED TONNAGE, BY TYPE, VARIETY, REPORTING DISTRICT WHERE GROWN, AND WEIGHTED AVERAGE BASE PRICE.

District, Type, and Variety	Base Price	Brix	Tons	District, Type, and Variety	Base Price	Brix	Tons
	Per Ton	Factors			Per Ton	Factors	
	Dollars	Code a/			Dollars	Code a/	
DISTRICT 1 (Cont'd)					2,150.00	000100	9.7
Montepulciano (Cont'd)					2,200.00	000100	23.8
Wtd. Avg. Base & Total Tons	1,747.25		9.1		2,250.00	000100	6.1
Nebbiolo	1,500.00	024500	3.3		2,300.00	000100	11.2
	1,800.00	000100	0.4		2,500.00	000100	3.0
	2,000.00	000100	7.7		2,600.00	000100	5.2
	2,000.00	014000	1.4		2,750.00	025400	7.1
Wtd. Avg. Base & Total Tons	1,864.84		12.8		3,000.00	000100	52.2
					3,163.33	000100	33.8
Negroamaro	1,500.00	000100	2.3	Wtd. Avg. Base & Total Tons	1,677.29		1,287.3
	1,800.00	021000	1.6				
	2,000.00	008100	3.4				
Wtd. Avg. Base & Total Tons	1,798.63		7.3	Pinot Noir	1,200.00	000100	24.4
					1,400.00	000100	108.5
Nero D'Avola *	1,800.00	000100	3.3		1,400.00	024800	6.1
	2,400.00	024500	2.1		1,500.00	000100	61.4
Wtd. Avg. Base & Total Tons	2,033.33		5.4		1,550.00	000100	56.6
					1,600.00	000100	245.7
Petit Verdot	1,000.00	027500	1.5		1,600.00	011400	1.1
	1,600.00	013600	8.4		1,650.00	000100	29.3
	1,800.00	020800	19.5		1,650.00	064440	3.8
	1,950.00	000100	32.0		1,700.00	000100	64.8
	2,000.00	021000	1.0		1,700.00	064440	1.2
	2,200.00	000100	4.5		1,800.00	000100	126.2
	2,200.00	021000	2.0		1,860.00	000100	25.9
Wtd. Avg. Base & Total Tons	1,868.51		68.9		1,900.00	000100	68.4
					1,918.76	000100	18.8
					2,000.00	000100	39.2
Petite Sirah	1,000.00	000100	17.3		2,000.00	064440	11.4
	1,000.00	011400	1.7		2,050.00	000100	15.4
	1,100.00	000100	40.9		2,200.00	000100	60.0
	1,200.00	000100	27.6		2,225.00	064440	13.4
	1,200.00	024800	1.6		2,305.72	000100	20.1
	1,228.18	000100	43.4		2,350.00	064440	12.4
	1,250.00	030000	4.8		2,400.00	000100	21.4
	1,300.00	000100	49.5		2,400.00	013400	39.2
	1,400.00	000100	72.5		2,434.08	000100	8.0
	1,400.00	021000	1.6		2,500.00	000100	49.0
	1,400.00	024500	63.1		2,600.00	000100	19.2
	1,406.44	000100	6.3		2,600.00	017200	9.6
	1,435.00	020800	70.6		2,800.00	000100	10.7
	1,450.00	060485	6.6		2,900.00	000100	39.2
	1,464.50	064440	9.1		2,900.00	008900	0.9
	1,498.43	000100	23.9		2,900.00	020800	2.0
	1,500.00	000100	42.9		3,000.00	000100	21.4
	1,500.00	064440	31.8		3,000.00	014000	4.7
	1,515.00	000100	26.0		3,000.00	021200	4.8
	1,564.66	000100	58.1		3,000.00	055560	9.6
	1,575.00	060485	15.9		3,000.00	064440	2.0
	1,600.00	000100	14.6		3,050.00	002200	9.7
	1,600.00	024500	54.4		3,100.00	000100	4.8
	1,600.00	025400	1.8		3,200.00	000100	70.6
	1,600.00	027800	4.0		3,200.00	013400	0.7
	1,600.00	060485	36.1		3,200.00	013600	7.1
	1,618.75	000100	25.8		3,200.00	018900	16.5
	1,620.36	000100	30.1		3,200.00	021000	2.5
	1,650.00	000100	8.6		3,251.49	000100	11.4
	1,650.00	064440	33.4		3,258.71	000100	8.1
	1,660.00	000100	6.8		3,300.00	013600	4.8
	1,673.67	021100	22.5		3,300.00	014000	3.8
	1,675.93	000100	22.3		3,300.00	027600	1.4
	1,700.00	000100	42.9		3,330.36	000100	19.5
	1,721.59	000100	28.7		3,350.00	000100	60.1
	1,760.77	000100	27.7		3,394.88	000100	18.5
	1,800.00	000100	91.7		3,400.00	000100	33.9
	1,800.00	013600	1.1		3,400.00	009530	3.7
	1,800.00	017000	2.1		3,458.22	000100	13.4
	1,800.00	017500	2.0		3,460.00	000100	35.1
	1,800.00	017800	2.9		3,467.53	000100	6.8
	1,900.00	000100	39.7		3,500.00	000100	9.7
	2,000.00	000100	6.0		3,500.00	013600	10.3
	2,000.00	008100	8.9		3,571.60	000100	13.6
	2,000.00	017200	1.1		3,600.00	000100	15.8
	2,000.00	064440	4.8		3,601.63	000100	7.3

TABLE 8: BASE PRICE PAID TO GROWERS FOR GRAPES CRUSHED AND DELIVERED TO CALIFORNIA PROCESSORS FROM THE 2015 CROP WITH BRIX FACTORS AND PURCHASED TONNAGE, BY TYPE, VARIETY, REPORTING DISTRICT WHERE GROWN, AND WEIGHTED AVERAGE BASE PRICE.

District, Type, and Variety	Base Price	Brix	Tons	District, Type, and Variety	Base Price	Brix	Tons
	Per Ton	Factors			Per Ton	Factors	
	Dollars	Code a/			Dollars	Code a/	
DISTRICT 1 (Cont'd)					1,750.00	000100	8.3
Pinot Noir (Cont'd)	3,700.00	013600	4.3		1,800.00	000100	1.8
	3,750.00	000100	5.2		2,200.00	024800	1.1
	3,800.00	000100	5.1	Wtd. Avg. Base & Total Tons	1,538.29		43.9
	3,800.00	014000	4.3				
	3,800.00	016800	6.3	Sangiovese *	1,200.00	011400	28.2
	3,800.00	019000	4.0		1,200.00	024500	3.6
	3,800.00	020600	3.9		1,300.00	000100	8.6
	3,800.00	060517	19.1		1,400.00	025300	1.5
	3,819.24	000100	3.5		1,407.63	000100	35.0
	3,850.00	020600	1.8		1,480.00	000100	29.0
	3,900.00	000100	14.9		1,500.00	017400	0.7
	3,947.14	000100	4.1		1,550.00	000100	3.5
	3,950.00	021200	0.8		1,700.00	000100	8.5
	4,000.00	000100	63.2		1,700.00	024500	8.4
	4,000.00	012620	17.2		1,900.00	000100	10.9
	4,000.00	013600	4.8		2,100.00	000100	15.9
	4,000.00	021000	5.0		2,200.00	000100	6.2
	4,000.00	060517	13.2		2,500.00	000100	1.2
	4,036.80	022700	4.0		2,500.00	025100	2.3
	4,042.00	021100	5.6	Wtd. Avg. Base & Total Tons	1,561.60		163.5
	4,100.00	000100	156.4				
	4,100.00	014000	1.3	Syrah *	360.00	011400	23.7
	4,100.00	021000	8.5		500.00	011500	3.0
	4,200.00	000100	21.1		550.00	000100	72.4
	4,250.00	000100	5.2		800.00	000100	24.6
	4,278.77	017200	4.6		840.00	011400	10.4
	4,300.00	000100	13.4		910.00	000100	42.4
	4,385.37	000100	9.5		950.00	000100	121.3
	4,500.00	000100	58.1		1,000.00	000100	128.7
	4,500.00	014000	3.0		1,000.00	011400	12.1
	4,500.00	021000	2.3		1,000.00	024500	14.9
	4,725.00	000100	4.2		1,000.00	064440	11.5
	4,725.00	013800	3.8		1,100.00	017800	3.0
	4,725.00	016800	2.3		1,100.00	024500	84.2
	4,750.00	000100	8.9		1,100.00	064440	9.4
	4,800.00	000100	3.9		1,150.00	011400	12.7
	4,812.00	016800	2.0		1,200.00	000100	52.1
	4,900.00	000100	10.2		1,200.00	011400	14.4
	4,967.26	000100	4.9		1,200.00	017500	5.0
	5,000.00	000100	47.3		1,275.00	064440	5.0
	5,000.00	013600	3.9		1,287.73	000100	22.0
	5,000.00	024800	3.0		1,300.00	000100	142.8
	5,068.39	020800	36.9		1,350.00	000100	10.4
	5,250.00	000100	5.0		1,360.32	000100	32.6
	5,257.60	000100	6.8		1,370.00	000100	11.5
	5,335.20	000100	1.6		1,400.00	000100	23.3
	5,500.00	000100	6.3		1,500.00	000100	46.1
	5,512.53	000100	4.4		1,550.00	000100	9.0
	6,000.00	000100	48.5		1,600.00	000100	8.8
	6,000.00	013600	6.6		1,750.00	000100	10.0
	6,062.29	000100	12.5		1,800.00	000100	12.9
	6,341.17	021200	4.7		1,800.00	020800	26.1
	6,500.00	000100	7.5		1,900.00	000100	2.2
	6,511.00	000100	7.5		2,000.00	024500	2.0
	6,663.00	000100	6.8		2,000.00	025400	0.4
	6,855.00	000100	4.8		2,100.00	000100	4.4
	6,991.63	000100	10.8		2,200.00	024500	5.4
	7,000.00	000100	5.4		2,234.27	000100	109.6
	7,500.00	000100	1.8		2,250.00	000100	20.2
	7,838.31	000100	6.7		2,500.00	000100	0.7
	10,967.91	000100	1.9		2,500.00	024500	1.9
	11,130.00	000100	4.6		2,700.00	000100	3.1
Wtd. Avg. Base & Total Tons	3,026.41		2,404.1		2,700.00	017000	2.4
					2,750.00	025400	4.8
Pinotage	1,500.00	000100	3.4		2,800.00	017200	5.1
	1,519.08	000100	9.1		3,000.00	000100	4.2
Wtd. Avg. Base & Total Tons	1,513.89		12.5		3,500.00	000100	1.3
					3,600.00	000100	9.1
Primitivo	1,000.00	000100	3.5		4,000.00	000100	18.0
	1,200.00	025400	0.6		4,000.00	013600	6.4
	1,500.00	024500	6.0	Wtd. Avg. Base & Total Tons	1,353.79		1,207.5
	1,510.00	000100	22.6				

TABLE 8: BASE PRICE PAID TO GROWERS FOR GRAPES CRUSHED AND DELIVERED TO CALIFORNIA PROCESSORS FROM THE 2015 CROP WITH BRIX FACTORS AND PURCHASED TONNAGE, BY TYPE, VARIETY, REPORTING DISTRICT WHERE GROWN, AND WEIGHTED AVERAGE BASE PRICE.

District, Type, and Variety	Base Price	Brix	Tons	District, Type, and Variety	Base Price	Brix	Tons
	Per Ton	Factors			Per Ton	Factors	
	Dollars	Code a/			Dollars	Code a/	
DISTRICT 1 (Cont'd)					1,800.00	000100	180.4
Tannat	2,900.00	000100	4.8		1,800.00	011800	15.7
	3,700.00	000100	4.2		1,800.00	024300	12.8
Wtd. Avg. Base & Total Tons	3,273.33		9.0		1,800.00	024500	10.8
					1,830.08	000100	93.1
Tempranillo *	1,250.00	000100	2.6		1,850.00	000100	25.6
Wtd. Avg. Base & Total Tons	1,250.00		2.6		1,875.00	000100	13.3
					1,900.00	000100	148.5
Tinta Cao	1,250.00	000100	2.3		2,000.00	000100	45.0
Wtd. Avg. Base & Total Tons	1,250.00		2.3		2,000.00	008100	12.8
					2,000.00	064440	14.8
Touriga Nacional *	1,250.00	000100	13.5		2,100.00	000100	13.6
Wtd. Avg. Base & Total Tons	1,250.00		13.5		2,200.00	028100	2.8
					2,250.00	000100	11.2
Zinfandel	825.00	064440	23.2		2,400.00	000100	17.3
	1,000.00	000100	90.5		2,500.00	000100	13.6
	1,000.00	011400	13.8		2,600.00	000100	48.8
	1,000.00	064440	79.6		2,800.00	024500	25.0
	1,075.00	000100	64.8		3,000.00	000100	39.6
	1,100.00	000100	27.7	Wtd. Avg. Base & Total Tons	1,527.41		4,314.2
	1,200.00	000100	122.9				
	1,200.00	011400	44.7	Other Red b/	1,250.00	000100	6.5
	1,200.00	024500	52.1		1,800.00	000100	6.2
	1,248.35	000100	31.9		2,000.00	000100	6.2
	1,275.00	011400	55.3		3,000.00	000100	3.8
	1,300.00	000100	130.4	Wtd. Avg. Base & Total Tons	1,898.02		22.7
	1,300.00	011400	97.6				
	1,300.00	037660	2.5	DISTRICT 2			
	1,300.00	064440	68.2	WINE GRAPES (WHITE)			
	1,350.00	000100	66.5	Albarino	1,800.00	000100	1.0
	1,350.00	011400	6.3	Wtd. Avg. Base & Total Tons	1,800.00		1.0
	1,350.00	060485	6.4				
	1,369.88	000100	78.7	Chardonnay *	1,001.98	000100	54.2
	1,400.00	000100	434.8		1,179.47	000100	37.2
	1,400.00	013800	1.9		1,200.00	000100	531.5
	1,400.00	020800	23.3		1,268.00	055560	72.4
	1,400.00	024500	235.9		1,300.00	000100	69.9
	1,400.00	027800	57.5		1,300.00	050773	92.4
	1,400.00	064440	11.8		1,700.00	000100	33.0
	1,404.39	000100	11.7	Wtd. Avg. Base & Total Tons	1,229.37		890.6
	1,408.49	000100	5.9				
	1,414.00	000100	3.2	Chenin Blanc	1,313.00	000100	3.3
	1,429.15	064440	21.1	Wtd. Avg. Base & Total Tons	1,313.00		3.3
	1,450.00	000100	48.3				
	1,450.00	064440	40.4	Gewurztraminer	1,480.00	000100	42.8
	1,475.25	000100	68.5	Wtd. Avg. Base & Total Tons	1,480.00		42.8
	1,500.00	000100	275.5				
	1,500.00	013800	1.2	Muscat Blanc *	800.00	000100	1.0
	1,500.00	017800	8.7		900.00	011700	24.6
	1,500.00	024500	67.0		1,000.00	000100	2.0
	1,500.00	025100	48.4		1,100.00	000100	23.3
	1,500.00	029125	2.3		1,150.00	000100	11.6
	1,500.00	030690	1.0		1,200.00	000100	74.4
	1,500.00	064440	95.1		1,200.00	021000	2.9
	1,515.00	000100	26.3		1,207.74	000100	20.6
	1,540.00	000100	136.7		1,300.00	050773	93.4
	1,550.00	000100	157.6		1,400.00	000100	7.2
	1,550.00	064440	44.8		1,500.00	000100	3.2
	1,564.99	000100	70.2		1,500.00	013600	5.5
	1,565.50	000100	29.0		1,700.00	000100	7.0
	1,600.00	000100	104.1	Wtd. Avg. Base & Total Tons	1,221.54		276.7
	1,600.00	024500	18.0				
	1,600.00	064440	4.4	Muscat Orange	1,200.00	000100	6.0
	1,600.00	067945	26.7		1,500.00	000100	3.7
	1,650.00	000100	16.1		1,600.00	000100	1.7
	1,650.00	024500	5.4	Wtd. Avg. Base & Total Tons	1,357.02		11.4
	1,665.48	021100	153.0				
	1,680.31	000100	73.1	Pinot Gris *	1,100.00	020800	56.1
	1,700.00	000100	46.8		1,600.00	000100	13.4
	1,725.00	000100	90.6	Wtd. Avg. Base & Total Tons	1,196.40		69.5
	1,750.00	000100	24.0				
	1,750.00	024800	5.6	Roussanne	1,500.00	021200	1.5
	1,750.00	064440	10.5		1,600.00	000100	20.4

TABLE 8: BASE PRICE PAID TO GROWERS FOR GRAPES CRUSHED AND DELIVERED TO CALIFORNIA PROCESSORS FROM THE 2015 CROP WITH BRIX FACTORS AND PURCHASED TONNAGE, BY TYPE, VARIETY, REPORTING DISTRICT WHERE GROWN, AND WEIGHTED AVERAGE BASE PRICE.

District, Type, and Variety	Base Price	Brix	Tons	District, Type, and Variety	Base Price	Brix	Tons
	Per Ton	Factors			Per Ton	Factors	
	Dollars	Code a/			Dollars	Code a/	
DISTRICT 2 (Cont'd)					1,400.00	000100	46.3
Roussanne (Cont'd)	1,650.00	025100	15.7		1,450.00	000100	25.8
	1,800.00	000100	2.8	Wtd. Avg. Base & Total Tons	1,312.67		128.3
Wtd. Avg. Base & Total Tons	1,629.58		40.4				
				Semillon	1,000.00	011700	10.3
Sauvignon Blanc	800.00	000100	4.3		1,100.00	000100	60.0
	900.00	000100	345.8		1,250.00	000100	4.2
	950.00	000100	73.8		1,350.00	000100	42.8
	959.50	000100	42.4		2,500.00	000100	5.2
	961.00	000100	46.1	Wtd. Avg. Base & Total Tons	1,243.51		122.5
	975.00	000100	355.7				
	981.17	000100	12.9	Vermentino *	1,500.00	017400	3.5
	1,000.00	000100	752.2	Wtd. Avg. Base & Total Tons	1,500.00		3.5
	1,000.00	011800	7.4				
	1,000.00	017000	52.6	Viognier	1,100.00	000100	49.4
	1,025.00	000100	172.0		1,200.00	009400	4.0
	1,030.00	000100	173.8		1,200.00	024800	3.4
	1,045.00	009200	25.7		1,250.00	060485	66.1
	1,050.00	000100	693.1		1,400.00	000100	19.0
	1,050.00	013400	181.4		1,450.00	024800	1.1
	1,050.00	017400	58.0		1,500.00	021200	1.9
	1,050.00	020800	310.8	Wtd. Avg. Base & Total Tons	1,220.77		144.9
	1,075.00	000100	41.3				
	1,078.00	000100	19.8	White Riesling *	800.00	000100	54.9
	1,092.41	000100	84.4		1,100.00	000100	32.5
	1,092.41	017400	247.1		1,160.00	000100	12.3
	1,092.71	000100	181.4		1,200.00	030400	5.8
	1,100.00	000100	651.6		1,375.00	013400	18.2
	1,100.00	011100	203.2		1,400.00	000100	24.2
	1,100.00	013600	159.0		1,500.00	000100	48.8
	1,100.00	020800	519.7		1,500.00	011300	2.0
	1,100.00	050773	19.8		1,700.00	030050	5.6
	1,111.00	000100	11.0		1,800.00	000100	3.0
	1,114.00	000100	124.5	Wtd. Avg. Base & Total Tons	1,210.43		207.3
	1,115.00	000100	43.8				
	1,147.03	000100	413.6	WINE GRAPES (RED)			
	1,150.00	000100	203.5	Aglianico	1,000.00	000100	0.5
	1,150.00	013400	47.9	Wtd. Avg. Base & Total Tons	1,000.00		0.5
	1,150.00	045268	113.6				
	1,160.00	000100	60.0	Barbera	700.00	000100	0.5
	1,184.72	000100	48.5		850.00	000100	7.5
	1,193.19	013600	181.7		1,200.00	000100	15.0
	1,200.00	000100	308.0		1,300.00	027800	6.3
	1,200.00	009400	22.9		1,350.00	000100	1.0
	1,200.00	011100	334.0		1,800.00	000100	32.0
	1,200.00	013600	325.3		2,000.00	000100	24.0
	1,200.00	017200	18.4	Wtd. Avg. Base & Total Tons	1,620.68		86.3
	1,200.00	021200	78.5				
	1,200.00	050773	263.8	Cabernet Franc	1,200.00	024800	6.4
	1,220.00	000100	122.0		1,350.00	025100	24.9
	1,249.05	000100	23.8		1,650.00	000100	9.1
	1,250.00	000100	177.7		1,650.00	027800	8.6
	1,260.86	000100	90.3		1,700.00	000100	25.7
	1,285.00	000100	59.3		1,765.00	000100	37.6
	1,291.25	000100	42.7		1,850.00	000100	15.7
	1,300.00	000100	61.6		1,900.00	062590	15.3
	1,300.00	013600	110.7		1,915.79	017400	4.2
	1,325.00	000100	17.2		1,915.79	017800	24.1
	1,350.00	000100	49.9		1,940.89	000100	5.0
	1,350.00	019100	17.7		2,000.00	017800	15.3
	1,400.00	000100	171.5		2,600.00	067945	21.8
	1,400.00	013400	133.5	Wtd. Avg. Base & Total Tons	1,824.38		213.7
	1,447.32	000100	15.8				
	1,500.00	000100	84.2	Cabernet Sauvignon	1,300.00	025100	9.1
	1,600.00	000100	21.8		1,350.00	000100	67.8
	1,650.00	019100	18.2		1,447.00	000100	66.1
	1,800.00	014100	2.0		1,495.00	000100	47.6
	1,900.00	000100	1.7		1,500.00	000100	12.0
Wtd. Avg. Base & Total Tons	1,118.69		9,255.9		1,519.59	000100	6.4
					1,558.00	055570	37.5
Sauvignon Musque	1,075.00	000100	6.8		1,600.00	023000	41.2
	1,114.00	000100	4.7		1,619.00	011400	21.9
	1,200.00	000100	44.7		1,639.09	000100	50.2

TABLE 8: BASE PRICE PAID TO GROWERS FOR GRAPES CRUSHED AND DELIVERED TO CALIFORNIA PROCESSORS FROM THE 2015 CROP WITH BRIX FACTORS AND PURCHASED TONNAGE, BY TYPE, VARIETY, REPORTING DISTRICT WHERE GROWN, AND WEIGHTED AVERAGE BASE PRICE.

District, Type, and Variety	Base Price	Brix	Tons	District, Type, and Variety	Base Price	Brix	Tons
	Per Ton	Factors			Per Ton	Factors	
	Dollars	Code a/			Dollars	Code a/	
DISTRICT 2 (Cont'd)					1,500.00	024500	0.5
Cabernet Sauvignon (Cont'd)	1,650.00	027800	20.3		1,596.50	000100	59.6
	1,653.75	000100	67.7		1,600.00	000100	76.0
	1,700.00	000100	320.4		1,600.00	025100	5.2
	1,700.00	055560	12.6		1,700.00	000100	7.4
	1,750.00	000100	128.2		1,759.60	000100	42.0
	1,767.50	000100	18.0		1,800.00	000100	35.9
	1,800.00	000100	76.0		1,900.00	000100	49.4
	1,800.00	023000	127.8		2,000.00	000100	5.6
	1,835.70	000100	192.8		2,100.00	000100	21.1
	1,850.00	000100	31.1		2,300.00	027800	23.5
	1,852.20	023000	193.7		2,500.00	000100	32.9
	1,874.25	000100	22.5		2,600.00	000100	6.0
	1,900.00	000100	128.8		4,890.44	024800	3.1
	1,905.50	000100	79.3	Wtd. Avg. Base & Total Tons	1,768.58		480.4
	1,908.00	064440	198.4				
	1,925.00	000100	154.2	Mataro *	1,300.00	067945	10.0
	1,977.54	000100	2.9		1,500.00	000100	28.6
	1,998.88	017400	164.0		1,500.00	025100	0.4
	2,000.00	000100	932.1		1,500.00	027100	6.4
	2,000.00	027600	176.7		1,900.00	059560	11.5
	2,009.89	000100	325.1		2,081.35	000100	15.2
	2,009.89	020800	104.8	Wtd. Avg. Base & Total Tons	1,658.62		72.1
	2,009.89	024500	165.1				
	2,039.63	000100	263.2	Merlot	740.00	000100	61.0
	2,058.01	000100	179.0		950.00	000100	12.6
	2,100.00	000100	162.4		1,000.00	011400	13.8
	2,121.80	000100	66.5		1,000.00	011700	245.7
	2,200.00	000100	1,019.5		1,100.00	060485	26.8
	2,200.00	011700	99.5		1,200.00	000100	12.1
	2,200.00	025100	140.8		1,200.00	011400	40.6
	2,300.00	025100	49.8		1,200.00	025100	17.3
	2,350.00	000100	103.9		1,260.00	060485	108.0
	2,350.00	025100	137.7		1,279.00	000100	94.4
	2,400.00	000100	997.9		1,300.00	000100	327.9
	2,500.00	000100	529.2		1,311.27	000100	131.2
	2,500.00	013600	48.9		1,400.00	000100	45.8
	2,500.00	025100	760.7		1,500.00	000100	99.3
	2,600.00	000100	138.5		1,500.00	027800	39.7
	2,600.00	067945	163.7		1,874.25	000100	11.3
	2,704.00	027850	47.8		1,900.00	000100	21.6
	2,750.00	000100	22.3		2,000.00	000100	10.0
	2,800.00	000100	99.3		2,200.00	000100	13.1
	2,800.00	017600	2.5		2,600.00	067945	16.0
	2,811.38	000100	43.9		4,200.00	000100	9.9
	2,851.00	000100	39.4	Wtd. Avg. Base & Total Tons	1,290.08		1,358.1
	2,900.00	000100	26.5				
	3,100.00	022900	10.0	Petit Verdot	1,250.00	025100	4.5
	3,200.00	000100	29.0		1,571.41	000100	16.3
	4,000.00	000100	16.0		1,700.00	000100	16.0
Wtd. Avg. Base & Total Tons	2,157.57		9,200.2		1,775.00	000100	23.0
					1,900.00	000100	35.7
Carignane	1,000.00	000100	5.0		1,915.46	017400	11.2
Wtd. Avg. Base & Total Tons	1,000.00		5.0		1,959.94	024500	19.2
					2,000.00	000100	34.0
Counoise	1,000.00	027800	3.4		2,500.00	000100	8.2
Wtd. Avg. Base & Total Tons	1,000.00		3.4		2,600.00	000100	8.5
					2,600.00	067945	43.7
Grenache *	1,000.00	000100	10.5	Wtd. Avg. Base & Total Tons	2,044.48		220.3
	1,375.00	027800	10.5				
	1,400.00	024300	0.8	Petite Sirah	100.00	003550	1.3
	1,419.65	000100	17.6		850.00	000100	6.6
	1,475.00	000100	22.3		1,200.00	000100	1.8
	1,500.00	000100	31.7		1,200.00	027800	17.5
	1,800.00	000100	3.0		1,500.00	000100	63.6
	1,900.00	000100	2.0		1,500.00	027800	5.3
	2,600.00	000100	12.3		1,596.50	000100	134.1
	2,600.00	021800	1.9		1,600.00	000100	8.7
	3,000.00	000100	6.9		1,700.00	000100	280.0
Wtd. Avg. Base & Total Tons	1,659.46		119.5		1,703.73	024500	177.4
					1,800.00	000100	230.1
Malbec	1,350.00	000100	80.2		1,850.00	000100	62.3
	1,500.00	000100	32.0		1,850.00	067945	77.7

TABLE 8: BASE PRICE PAID TO GROWERS FOR GRAPES CRUSHED AND DELIVERED TO CALIFORNIA PROCESSORS FROM THE 2015 CROP WITH BRIX FACTORS AND PURCHASED TONNAGE, BY TYPE, VARIETY, REPORTING DISTRICT WHERE GROWN, AND WEIGHTED AVERAGE BASE PRICE.

District, Type, and Variety	Base Price	Brix	Tons	District, Type, and Variety	Base Price	Brix	Tons
	Per Ton	Factors			Per Ton	Factors	
	Dollars	Code a/			Dollars	Code a/	
DISTRICT 2 (Cont'd)					1,800.00	000100	6.5
Petite Sirah (Cont'd)	1,874.25	000100	32.8	Wtd. Avg. Base & Total Tons	1,669.88		8.3
	1,900.00	000100	164.9				
	1,900.00	062590	109.1	Trousseau *	1,800.00	000100	7.1
	2,000.00	000100	16.2	Wtd. Avg. Base & Total Tons	1,800.00		7.1
	2,000.00	025400	4.8				
	2,200.00	000100	10.1	Zinfandel	1,000.00	000100	78.6
	2,600.00	000100	7.0		1,200.00	000100	62.8
	2,600.00	067945	43.0		1,250.00	000100	99.3
	3,000.00	000100	1.9		1,300.00	017400	50.3
	6,700.00	000100	4.0		1,350.00	000100	184.5
Wtd. Avg. Base & Total Tons	1,794.60		1,460.2		1,353.71	000100	15.4
					1,400.00	025100	16.3
Pinot Noir	1,300.00	025100	26.1		1,425.00	025100	12.4
	1,400.00	025100	23.9		1,450.00	025100	4.4
	1,700.00	025100	12.8		1,475.00	025100	23.7
	1,900.00	000100	7.2		1,500.00	000100	245.9
Wtd. Avg. Base & Total Tons	1,469.00		70.0		1,500.00	025100	49.0
					1,500.00	064440	16.8
Primitivo	1,000.00	000100	1.0		1,535.43	000100	20.3
	1,500.00	000100	23.8		1,550.00	000100	208.9
	1,500.00	025100	3.9		1,600.00	000100	11.8
	1,566.61	000100	6.9		1,650.00	000100	18.9
Wtd. Avg. Base & Total Tons	1,498.87		35.6		1,700.00	000100	61.0
					1,741.78	000100	20.7
Sangiovese *	850.00	000100	3.4		1,750.00	000100	6.5
	1,000.00	000100	21.4		1,800.00	000100	6.9
	1,320.95	000100	2.8		1,875.00	000100	25.3
	1,400.00	000100	2.5		1,900.00	000100	99.7
Wtd. Avg. Base & Total Tons	1,046.13		30.1		2,000.00	000100	4.1
					3,000.00	000100	40.4
Souzao	1,250.00	000100	2.6		6,700.00	000100	26.9
Wtd. Avg. Base & Total Tons	1,250.00		2.6	Wtd. Avg. Base & Total Tons	1,614.58		1,410.8
Syrah *	700.00	000100	1.0	Other Red b/	2,000.00	000100	0.3
	800.00	000100	27.3	Wtd. Avg. Base & Total Tons	2,000.00		0.3
	850.00	000100	19.5				
	1,000.00	011400	20.9	DISTRICT 3			
	1,000.00	025100	5.7	TABLE GRAPES			
	1,100.00	000100	36.5	Red Globe *	2,500.00	000100	19.2
	1,139.03	000100	37.8	Wtd. Avg. Base & Total Tons	2,500.00		19.2
	1,200.00	000100	9.2				
	1,200.00	025100	22.4	WINE GRAPES (WHITE)			
	1,350.00	000100	45.3	Albarino	2,000.00	000100	10.9
	1,400.00	000100	175.4		2,000.00	013400	2.6
	1,400.00	021500	12.5		2,300.00	000100	2.2
	1,425.00	000100	22.9	Wtd. Avg. Base & Total Tons	2,042.04		15.7
	1,500.00	000100	133.5				
	1,525.00	027800	5.8	Arneis	1,900.00	000100	15.1
	1,550.00	000100	48.2		1,928.31	000100	54.6
	1,625.00	000100	1.6	Wtd. Avg. Base & Total Tons	1,922.18		69.7
	1,700.00	000100	4.3				
	1,800.00	000100	7.7	Chardonnay *	700.00	000100	6.9
	2,400.00	000100	3.3		800.00	000100	186.6
	2,600.00	000100	11.7		800.00	013600	2.5
	2,600.00	067945	13.5		800.00	017500	10.6
	2,800.00	000100	8.4		1,000.00	000100	357.4
	3,000.00	000100	18.1		1,000.00	022700	15.7
Wtd. Avg. Base & Total Tons	1,447.69		692.5		1,000.00	024500	42.2
					1,100.00	000100	24.8
Tempranillo *	1,000.00	011700	8.3		1,100.00	024500	89.1
	1,350.00	025100	3.4		1,200.00	000100	99.1
	1,500.00	021000	4.6		1,200.00	020400	3.3
	1,600.00	021500	0.5		1,200.00	024500	44.1
	1,800.00	000100	22.0		1,300.00	000100	277.7
	1,900.00	059560	17.3		1,300.00	024500	27.8
	2,500.00	000100	14.2		1,350.00	000100	385.7
	2,600.00	067945	26.6		1,350.00	021000	74.0
	3,000.00	000100	8.6		1,390.76	000100	136.3
	3,450.00	024300	1.0		1,400.00	000100	405.8
Wtd. Avg. Base & Total Tons	2,131.17		106.5		1,400.00	024500	44.3
					1,418.02	000100	18.1
Touriga Nacional *	1,200.00	025100	1.8		1,450.00	007900	112.7

TABLE 8: BASE PRICE PAID TO GROWERS FOR GRAPES CRUSHED AND DELIVERED TO CALIFORNIA PROCESSORS FROM THE 2015 CROP WITH BRIX FACTORS AND PURCHASED TONNAGE, BY TYPE, VARIETY, REPORTING DISTRICT WHERE GROWN, AND WEIGHTED AVERAGE BASE PRICE.

District, Type, and Variety	Base Price	Brix	Tons	District, Type, and Variety	Base Price	Brix	Tons
	Per Ton	Factors			Per Ton	Factors	
	Dollars	Code a/			Dollars	Code a/	
DISTRICT 3 (Cont'd)					1,900.61	000100	251.4
Chardonnay * (Cont'd)	1,489.67	000100	43.2		1,911.89	000100	56.3
	1,500.00	000100	306.2		1,917.00	000100	65.0
	1,500.00	020800	2.7		1,920.00	000100	34.2
	1,500.00	021000	2.2		1,924.00	000100	70.7
	1,500.00	024300	7.8		1,925.00	000100	167.9
	1,500.00	024500	128.9		1,925.00	058780	82.9
	1,535.00	000100	523.3		1,940.00	000100	4.2
	1,541.04	000100	78.7		1,942.30	024500	20.1
	1,543.50	000100	40.4		1,942.71	000100	14.3
	1,550.00	000100	27.7		1,942.73	000100	77.1
	1,564.67	000100	42.5		1,950.00	000100	1,241.3
	1,575.00	000100	32.3		1,950.00	013800	1.0
	1,582.72	000100	138.7		1,950.00	017000	5.1
	1,597.04	000100	184.4		1,950.00	017400	79.2
	1,600.00	000100	1,018.6		1,950.00	020800	102.5
	1,600.00	007900	29.3		1,950.00	024500	1,121.6
	1,600.00	024500	38.2		1,950.00	058780	43.2
	1,636.17	000100	69.4		1,951.98	000100	71.5
	1,650.00	000100	381.5		1,957.00	000100	12.1
	1,650.00	007900	26.1		1,958.00	000100	103.7
	1,650.00	016000	266.9		1,963.28	000100	136.0
	1,676.69	000100	70.8		1,964.58	000100	22.8
	1,677.00	000100	35.9		1,966.33	000100	92.9
	1,689.00	000100	0.4		1,969.00	000100	51.9
	1,700.00	000100	551.5		1,970.00	024500	383.4
	1,700.00	007900	53.0		1,971.57	000100	29.9
	1,700.00	024500	275.1		1,971.83	000100	57.9
	1,729.02	000100	316.0		1,972.55	000100	415.0
	1,732.22	000100	77.3		1,972.55	017400	30.5
	1,734.16	007900	65.3		1,972.55	024500	314.2
	1,745.25	000100	119.8		1,972.58	000100	222.7
	1,750.00	000100	471.9		1,972.58	017000	150.9
	1,750.00	013600	3.1		1,972.58	017400	215.3
	1,750.00	024500	113.3		1,972.58	019100	531.0
	1,775.30	000100	43.4		1,972.58	019200	111.3
	1,775.32	000100	331.1		1,972.63	000100	13.4
	1,784.72	000100	59.6		1,973.00	000100	42.6
	1,790.49	000100	17.2		1,974.51	000100	42.2
	1,797.88	000100	10.4		1,984.18	000100	64.5
	1,800.00	000100	1,660.6		1,986.00	019100	6.2
	1,800.00	016300	1.4		1,989.00	000100	1.4
	1,800.00	024500	309.5		1,989.40	000100	8.7
	1,800.00	058780	156.7		1,989.43	000100	63.9
	1,818.00	000100	45.4		1,990.38	000100	107.8
	1,824.59	000100	59.6		1,990.42	013600	4.0
	1,825.00	000100	14.4		1,990.63	000100	462.6
	1,850.00	000100	1,311.1		1,992.28	000100	195.2
	1,850.00	007800	27.9		1,993.08	000100	77.6
	1,850.00	020800	48.6		1,994.80	000100	82.2
	1,850.00	024500	200.6		1,996.42	000100	47.3
	1,850.00	058780	37.2		1,996.69	000100	53.8
	1,853.43	000100	33.7		1,998.00	000100	57.9
	1,854.92	000100	152.9		2,000.00	000100	2,230.2
	1,865.00	000100	13.7		2,000.00	016800	80.7
	1,868.50	021000	23.8		2,000.00	017200	350.6
	1,873.95	000100	320.7		2,000.00	017400	1.9
	1,873.95	019000	98.3		2,000.00	019100	362.7
	1,873.95	019100	252.1		2,000.00	021000	7.9
	1,875.00	000100	20.6		2,000.00	021200	11.2
	1,880.00	000100	19.5		2,000.00	024500	673.1
	1,884.31	000100	28.2		2,000.00	024800	20.9
	1,888.59	000100	629.9		2,003.32	000100	30.0
	1,889.69	000100	102.1		2,003.35	000100	332.1
	1,889.82	000100	100.3		2,003.43	000100	111.6
	1,891.70	000100	69.8		2,010.05	000100	39.3
	1,900.00	000100	1,901.2		2,010.54	000100	155.3
	1,900.00	005400	11.0		2,016.05	017400	86.4
	1,900.00	010900	16.5		2,017.95	000100	105.4
	1,900.00	012620	7.1		2,026.35	000100	7.9
	1,900.00	017200	33.2		2,031.91	000100	80.6
	1,900.00	024500	531.8		2,035.00	000100	27.6
	1,900.00	058780	189.1		2,041.08	000100	70.6

TABLE 8: BASE PRICE PAID TO GROWERS FOR GRAPES CRUSHED AND DELIVERED TO CALIFORNIA PROCESSORS FROM THE 2015 CROP WITH BRIX FACTORS AND PURCHASED TONNAGE, BY TYPE, VARIETY, REPORTING DISTRICT WHERE GROWN, AND WEIGHTED AVERAGE BASE PRICE.

District, Type, and Variety	Base Price	Brix	Tons	District, Type, and Variety	Base Price	Brix	Tons
	Per Ton	Factors			Per Ton	Factors	
	Dollars	Code a/			Dollars	Code a/	
DISTRICT 3 (Cont'd)					2,268.47	017300	350.5
Chardonnay * (Cont'd)					2,272.20	000100	9.7
	2,047.17	000100	46.3		2,275.51	000100	265.8
	2,050.00	000100	323.4		2,278.51	000100	141.5
	2,050.00	016800	17.7		2,289.84	000100	194.0
	2,050.00	019200	42.5		2,297.00	000100	9.8
	2,050.00	021000	42.3		2,300.00	000100	1,311.8
	2,054.72	000100	160.6		2,300.00	011300	3.2
	2,054.80	000100	105.5		2,300.00	012620	33.2
	2,071.18	000100	87.3		2,300.00	016800	28.3
	2,075.00	029300	19.9		2,300.00	024500	209.2
	2,087.46	000100	36.1		2,300.00	024800	5.8
	2,095.97	000100	66.6		2,309.63	000100	23.4
	2,098.62	000100	187.9		2,316.15	000100	37.0
	2,100.00	000100	593.8		2,330.00	016800	30.5
	2,100.00	013600	6.9		2,346.30	000100	6.2
	2,100.00	014565	19.9		2,350.00	000100	84.3
	2,100.00	016800	48.1		2,350.00	013400	2.8
	2,100.00	017400	1.4		2,350.00	016800	68.5
	2,100.00	021200	33.7		2,352.05	000100	132.5
	2,100.00	022800	57.4		2,360.00	000100	11.5
	2,102.56	000100	47.2		2,373.80	000100	14.4
	2,104.62	000100	76.9		2,375.80	000100	24.4
	2,106.38	000100	28.9		2,378.11	000100	48.2
	2,111.66	000100	101.3		2,387.31	000100	14.9
	2,125.00	000100	35.2		2,388.37	000100	4.3
	2,125.40	000100	51.0		2,391.92	000100	3.4
	2,133.00	000100	88.3		2,400.00	000100	341.3
	2,150.00	000100	85.9		2,400.00	012620	7.7
	2,150.00	012620	33.5		2,400.00	013600	18.7
	2,150.00	016800	14.4		2,400.00	016800	22.8
	2,150.00	017200	26.8		2,400.00	020600	16.4
	2,150.00	018900	32.4		2,400.00	024500	11.5
	2,150.00	019200	81.9		2,407.41	000100	86.8
	2,157.45	000100	13.3		2,409.33	000100	179.1
	2,158.13	000100	58.1		2,413.55	000100	82.0
	2,158.16	000100	25.7		2,433.33	017500	6.8
	2,160.00	000100	17.8		2,444.07	020800	7.8
	2,169.81	013600	27.5		2,450.00	000100	1,647.5
	2,169.81	017200	89.9		2,450.00	024800	6.5
	2,170.00	019000	7.0		2,454.25	000100	4.7
	2,181.53	000100	45.7		2,465.52	000100	46.2
	2,187.10	000100	114.3		2,496.07	017400	10.0
	2,188.37	000100	30.2		2,500.00	000100	757.5
	2,188.40	020800	10.2		2,500.00	002200	15.7
	2,189.69	000100	49.7		2,500.00	012620	40.2
	2,200.00	000100	1,089.6		2,500.00	013600	16.0
	2,200.00	010900	3.5		2,500.00	016800	80.6
	2,200.00	011300	12.1		2,500.00	017200	18.0
	2,200.00	013400	3.9		2,500.00	017600	2.0
	2,200.00	016800	4.8		2,500.00	019500	318.2
	2,200.00	017100	35.8		2,500.00	020800	1.8
	2,200.00	017200	52.5		2,500.00	021000	2.3
	2,200.00	019000	2.7		2,500.00	021200	1.6
	2,200.00	020800	2.7		2,500.00	022700	15.3
	2,200.00	021000	22.3		2,500.00	024500	18.7
	2,200.00	021200	10.0		2,500.00	060485	5.3
	2,202.93	000100	4.5		2,509.00	000100	28.5
	2,204.61	000100	48.4		2,550.00	000100	22.2
	2,208.82	017600	80.6		2,558.21	000100	35.3
	2,230.91	000100	23.0		2,564.32	000100	6.6
	2,235.76	000100	119.3		2,564.32	017200	15.6
	2,248.48	000100	24.5		2,586.30	000100	59.0
	2,250.00	000100	156.4		2,590.31	000100	21.9
	2,250.00	012620	12.8		2,600.00	000100	99.8
	2,250.00	016800	26.3		2,600.00	012620	10.4
	2,250.00	017200	10.0		2,600.00	016300	2.0
	2,257.27	000100	73.0		2,600.00	016800	75.4
	2,260.19	000100	20.0		2,600.00	017200	5.3
	2,262.04	000100	173.1		2,600.00	022900	7.0
	2,266.08	000100	82.5		2,614.17	000100	6.3
	2,266.45	000100	11.9		2,622.58	017600	4.8
	2,268.43	000100	44.4		2,626.00	000100	10.4
	2,268.43	017400	43.6				

TABLE 8: BASE PRICE PAID TO GROWERS FOR GRAPES CRUSHED AND DELIVERED TO CALIFORNIA PROCESSORS FROM THE 2015 CROP WITH BRIX FACTORS AND PURCHASED TONNAGE, BY TYPE, VARIETY, REPORTING DISTRICT WHERE GROWN, AND WEIGHTED AVERAGE BASE PRICE.

District, Type, and Variety	Base Price	Brix	Tons	District, Type, and Variety	Base Price	Brix	Tons
	Per Ton	Factors			Per Ton	Factors	
	Dollars	Code a/			Dollars	Code a/	
DISTRICT 3 (Cont'd)					3,421.07	009500	7.1
Chardonnay * (Cont'd)	2,650.00	000100	193.6		3,440.00	000100	2.7
	2,671.77	000100	11.4		3,500.00	000100	67.1
	2,689.37	000100	42.3		3,500.00	012620	3.0
	2,697.45	000100	6.4		3,500.00	013600	7.5
	2,698.08	000100	8.4		3,500.00	017100	9.6
	2,700.00	000100	93.7		3,500.00	017200	7.8
	2,700.00	007600	3.2		3,500.00	017600	7.1
	2,700.00	013100	9.1		3,500.00	021200	7.9
	2,700.00	014000	13.6		3,533.33	021200	23.0
	2,700.00	017200	4.3		3,600.00	000100	40.3
	2,700.00	017400	30.8		3,600.00	021200	4.0
	2,700.00	017800	3.0		3,669.92	000100	1.6
	2,700.00	021000	2.1		3,700.00	017800	2.9
	2,700.00	021200	2.6		3,700.00	021200	5.6
	2,700.00	024800	4.4		3,800.00	000100	36.6
	2,703.89	000100	21.4		3,800.00	016800	10.8
	2,729.74	000100	9.9		3,800.00	017200	23.7
	2,730.00	000100	2.0		3,800.00	017600	2.6
	2,750.00	000100	81.2		3,800.00	020800	41.7
	2,750.00	013400	5.2		3,810.00	012620	11.1
	2,750.00	017600	1.2		3,873.56	000100	21.6
	2,800.00	000100	134.3		3,884.07	000100	23.6
	2,800.00	012620	65.5		3,970.81	000100	14.8
	2,800.00	013600	12.8		4,000.00	000100	109.3
	2,800.00	016300	2.7		4,000.00	011800	1.9
	2,800.00	017400	11.7		4,000.00	012620	22.2
	2,800.00	017600	7.2		4,000.00	013800	2.0
	2,800.00	020800	2.9		4,000.00	017200	16.3
	2,800.00	022900	14.8		4,000.00	020800	5.5
	2,807.53	000100	8.4		4,000.00	025100	1.2
	2,850.00	000100	3.6		4,011.85	000100	13.5
	2,850.00	021200	41.1		4,120.00	000100	45.4
	2,900.00	000100	33.8		4,120.00	017400	6.5
	2,900.00	024500	4.2		4,139.00	024500	13.2
	2,950.00	000100	8.9		4,200.00	000100	58.6
	2,964.41	017200	3.1		4,243.00	000100	13.3
	2,975.00	012620	8.3		4,243.00	021600	2.5
	2,984.52	017400	59.3		4,250.00	021200	1.1
	3,000.00	000100	488.0		4,262.81	000100	22.6
	3,000.00	002100	3.2		4,300.00	000100	13.0
	3,000.00	008000	1.4		4,304.00	000100	4.2
	3,000.00	012620	5.9		4,323.98	000100	3.6
	3,000.00	013600	4.6		4,400.00	000100	43.9
	3,000.00	013800	26.5		4,400.00	020800	0.9
	3,000.00	017400	17.0		4,400.00	055560	3.9
	3,000.00	017600	11.5		4,433.69	021200	13.1
	3,000.00	021000	2.1		4,444.89	000100	7.4
	3,000.00	024500	7.8		4,500.00	000100	68.6
	3,000.00	025100	6.2		4,500.00	008000	2.0
	3,000.00	060485	2.6		4,500.00	013800	1.3
	3,005.92	000100	3.9		4,500.00	021200	3.2
	3,026.82	000100	10.4		4,500.00	021600	3.5
	3,062.00	000100	4.5		4,526.13	000100	10.8
	3,066.21	021200	9.5		4,569.76	000100	16.8
	3,100.00	000100	31.0		4,700.00	000100	1.5
	3,150.00	000100	0.9		4,700.00	021800	3.0
	3,184.81	017400	18.9		4,750.00	000100	4.1
	3,189.28	017200	24.4		4,800.00	000100	3.2
	3,200.00	000100	79.0		4,834.00	000100	13.2
	3,200.00	013800	26.6		4,882.25	021000	67.7
	3,200.00	017200	2.5		4,887.18	017600	6.0
	3,229.60	000100	10.3		4,950.00	000100	6.3
	3,250.00	000100	9.9		5,000.00	000100	68.8
	3,250.00	012620	24.6		5,000.00	013100	4.4
	3,250.00	017200	8.2		5,000.00	017600	2.4
	3,297.74	000100	14.4		5,000.00	021200	5.0
	3,300.00	000100	36.5		5,000.00	021600	3.0
	3,300.00	024500	14.4		5,150.00	000100	17.7
	3,350.00	012620	16.1		5,194.92	000100	17.7
	3,387.00	000100	7.3		5,200.00	000100	3.1
	3,400.00	000100	32.8		5,300.00	000100	24.1
	3,400.00	012620	33.5		5,304.00	000100	11.1

TABLE 8: BASE PRICE PAID TO GROWERS FOR GRAPES CRUSHED AND DELIVERED TO CALIFORNIA PROCESSORS FROM THE 2015 CROP WITH BRIX FACTORS AND PURCHASED TONNAGE, BY TYPE, VARIETY, REPORTING DISTRICT WHERE GROWN, AND WEIGHTED AVERAGE BASE PRICE.

District, Type, and Variety	Base Price	Brix	Tons	District, Type, and Variety	Base Price	Brix	Tons
	Per Ton	Factors			Per Ton	Factors	
	Dollars	Code a/			Dollars	Code a/	
DISTRICT 3 (Cont'd)					2,500.00	013600	1.2
Chardonnay * (Cont'd)	5,335.01	000100	26.9		2,550.00	000100	1.3
	5,407.00	000100	3.1		2,800.00	000100	2.8
	5,424.00	000100	5.7		17,000.00	013600	0.4
	5,500.00	000100	16.6	Wtd. Avg. Base & Total Tons	2,485.92		30.9
	5,500.00	017600	5.8				
	5,540.00	009100	33.4	Gruner Veltliner	2,700.00	000100	2.8
	5,600.00	000100	12.9	Wtd. Avg. Base & Total Tons	2,700.00		2.8
	5,700.00	021000	57.8				
	5,915.00	000100	7.8	Malvasia Bianca	2,500.00	021000	7.2
	6,000.00	000100	12.8	Wtd. Avg. Base & Total Tons	2,500.00		7.2
	6,049.59	000100	12.1				
	6,158.00	000100	3.8	Marsanne	1,900.00	020800	0.4
	6,500.00	000100	2.9		1,950.00	012400	7.7
	6,500.00	011700	1.0		2,000.00	000100	10.2
	6,500.00	017000	4.3		2,000.00	017400	1.7
	6,750.00	000100	17.6		2,206.00	000100	1.1
	7,441.98	000100	16.2		2,500.00	000100	3.0
	7,654.78	000100	5.3		2,500.00	025300	2.0
	9,700.00	000100	3.0		2,600.00	000100	3.1
	10,228.31	000100	8.8	Wtd. Avg. Base & Total Tons	2,142.52		29.2
	11,012.00	000100	4.1				
Wtd. Avg. Base & Total Tons	2,084.98		45,266.8	Melon	1,784.47	017200	11.9
				Wtd. Avg. Base & Total Tons	1,784.47		11.9
Chenin Blanc	1,000.00	012900	15.0				
	2,500.00	013600	5.8	Muscat Blanc *	1,600.00	000100	5.0
Wtd. Avg. Base & Total Tons	1,418.27		20.8		2,000.00	000100	0.3
					2,450.00	000100	0.8
Fiano	1,500.00	009100	2.0		2,500.00	000100	2.1
	2,500.00	000100	2.4		3,227.63	000100	2.2
Wtd. Avg. Base & Total Tons	2,045.45		4.4	Wtd. Avg. Base & Total Tons	2,202.96		10.4
French Colombard	525.00	007600	31.6	Muscat Orange	600.00	000100	3.3
	1,100.00	000100	9.3	Wtd. Avg. Base & Total Tons	600.00		3.3
Wtd. Avg. Base & Total Tons	655.75		40.9				
				Palomino *	1,599.87	000100	2.3
Gewurztraminer	700.00	000100	0.1		1,800.00	011100	2.2
	900.00	000100	2.9	Wtd. Avg. Base & Total Tons	1,697.71		4.5
	1,100.00	000100	0.6				
	1,260.00	000100	25.3	Picpoul Blanc	1,800.00	017000	0.4
	1,400.00	017900	2.8		2,300.00	000100	1.8
	1,500.00	000100	0.7		2,500.00	000100	0.9
	1,505.29	000100	2.0	Wtd. Avg. Base & Total Tons	2,293.55		3.1
	1,600.00	020800	10.5				
	1,651.27	017200	8.0	Pinot Blanc	1,700.00	000100	49.2
	1,750.00	000100	2.7		1,784.48	017200	33.9
	1,785.00	020800	2.6		1,800.00	000100	30.4
	1,800.00	013400	3.3		2,000.00	000100	13.8
	1,900.00	000100	14.3		4,000.00	000100	2.7
	1,900.00	013200	4.0	Wtd. Avg. Base & Total Tons	1,825.03		130.0
	1,900.00	021200	23.5				
	2,000.00	000100	3.0	Pinot Gris *	1,325.00	021000	91.6
	2,000.00	030945	1.1		1,350.00	000100	5.6
	2,100.00	017200	2.5		1,400.00	024500	48.3
	2,200.00	000100	10.0		1,464.50	000100	86.5
	2,250.00	000100	1.4		1,500.00	024500	4.0
	11,175.00	000100	1.3		1,600.00	000100	58.3
Wtd. Avg. Base & Total Tons	1,803.12		122.6		1,605.00	000100	24.5
					1,627.06	017400	18.3
Gray Riesling *	1,650.00	000100	2.1		1,630.53	000100	34.0
	2,000.00	000100	1.0		1,650.00	000100	8.9
	2,020.00	000100	8.6		1,686.67	000100	24.6
	2,200.00	008000	19.3		1,700.00	000100	70.0
	2,300.00	000100	4.0		1,710.00	000100	2.0
Wtd. Avg. Base & Total Tons	2,128.49		35.0		1,720.00	000100	16.9
					1,750.00	000100	11.0
Grenache Blanc	1,800.00	017000	1.3		1,774.11	017400	15.0
	1,950.00	012400	8.9		1,800.00	000100	14.6
	2,200.00	000100	1.0		1,800.00	013400	1.3
	2,250.00	000100	2.0		1,800.00	016800	5.3
	2,250.00	013600	0.9		1,850.00	000100	45.7
	2,400.00	000100	3.1		1,900.00	000100	13.0
	2,500.00	000100	8.0		2,000.00	000100	101.7

TABLE 8: BASE PRICE PAID TO GROWERS FOR GRAPES CRUSHED AND DELIVERED TO CALIFORNIA PROCESSORS FROM THE 2015 CROP WITH BRIX FACTORS AND PURCHASED TONNAGE, BY TYPE, VARIETY, REPORTING DISTRICT WHERE GROWN, AND WEIGHTED AVERAGE BASE PRICE.

District, Type, and Variety	Base Price	Brix	Tons	District, Type, and Variety	Base Price	Brix	Tons
	Per Ton	Factors			Per Ton	Factors	
	Dollars	Code a/			Dollars	Code a/	
DISTRICT 3 (Cont'd)					1,525.00	000100	81.5
Pinot Gris * (Cont'd)	2,000.00	005400	3.2		1,526.81	000100	54.6
	2,000.00	013400	3.7		1,531.94	000100	1.3
	2,000.00	013800	1.8		1,532.00	000100	23.4
	2,050.00	000100	55.8		1,532.00	020800	15.3
	2,200.00	000100	22.9		1,532.11	000100	1.0
	2,500.00	020800	4.5		1,532.51	000100	285.0
	3,100.00	000100	4.8		1,533.00	000100	10.8
Wtd. Avg. Base & Total Tons	1,704.28		797.8		1,537.00	000100	35.8
					1,537.91	000100	240.3
Ribolla Gialla *	2,200.00	000100	1.0		1,537.91	017000	33.5
	2,200.00	021000	0.8		1,537.91	017400	448.4
	2,750.00	000100	2.1		1,537.91	019000	71.2
Wtd. Avg. Base & Total Tons	2,496.15		3.9		1,537.91	019100	41.1
					1,538.00	000100	172.2
Roussanne	1,800.00	017000	0.2		1,538.31	000100	84.9
	1,900.00	020800	0.7		1,550.00	000100	474.5
	1,950.00	012400	6.9		1,550.00	013400	10.4
	2,000.00	000100	24.3		1,550.00	013600	9.4
	2,000.00	013600	0.2		1,565.25	000100	25.2
	2,291.00	000100	2.9		1,571.38	000100	13.1
	2,500.00	000100	3.4		1,571.59	000100	27.6
	2,500.00	013600	0.8		1,572.08	000100	74.9
	2,500.00	025300	2.0		1,575.00	017400	1.3
	2,600.00	000100	3.1		1,600.00	000100	518.6
	2,775.18	000100	1.2		1,600.00	013600	34.7
	3,200.00	000100	2.9		1,600.00	013700	34.1
	3,996.49	000100	4.0		1,600.00	017200	28.4
Wtd. Avg. Base & Total Tons	14,333.33	013600	1.1		1,600.00	020800	3.4
	2,583.09		53.7		1,600.00	021000	21.5
					1,606.98	000100	74.9
Sauvignon Blanc	838.30	000100	10.6		1,608.61	000100	30.0
	1,150.00	011300	51.4		1,614.81	000100	13.1
	1,150.00	017400	68.2		1,625.00	000100	59.7
	1,188.01	000100	206.1		1,640.00	000100	73.1
	1,189.00	000100	43.3		1,645.21	001700	125.1
	1,200.00	000100	150.0		1,650.00	000100	40.1
	1,200.00	017000	56.6		1,650.00	013600	33.7
	1,200.00	024300	6.1		1,650.00	014000	5.4
	1,300.00	000100	69.4		1,650.00	022600	2.8
	1,300.00	005600	5.2		1,657.50	000100	7.9
	1,300.00	005650	3.3		1,665.00	000100	45.4
	1,300.00	031200	0.4		1,675.00	000100	4.2
	1,339.47	000100	60.8		1,676.59	000100	13.5
	1,350.00	000100	28.9		1,685.32	000100	13.0
	1,350.00	017000	67.5		1,685.76	017600	7.4
	1,350.00	020800	31.2		1,686.16	000100	30.3
	1,350.00	024500	12.5		1,689.15	000100	42.9
	1,360.00	000100	40.1		1,690.00	000100	44.8
	1,378.90	000100	2.7		1,691.70	000100	89.9
	1,400.00	000100	132.8		1,694.04	000100	14.4
	1,400.00	013600	1.9		1,697.44	000100	12.0
	1,425.00	000100	111.1		1,700.00	000100	132.4
	1,450.00	000100	138.5		1,700.00	013600	31.1
	1,450.00	013600	1.7		1,711.62	013600	56.9
	1,450.00	017000	17.9		1,725.25	000100	38.5
	1,450.00	017800	3.5		1,744.82	021200	18.9
	1,461.01	000100	507.1		1,750.00	000100	1.9
	1,464.50	000100	167.3		1,768.60	000100	6.5
	1,469.52	000100	8.5		1,768.60	017200	36.7
	1,475.00	000100	178.6		1,785.00	000100	26.6
	1,476.00	000100	76.5		1,800.00	000100	189.0
	1,494.00	000100	7.2		1,800.00	013400	1.0
	1,500.00	000100	320.2		1,800.00	017000	4.0
	1,500.00	013400	56.8		1,800.00	017400	1.4
	1,500.00	013600	2.8		1,804.05	000100	12.5
	1,500.00	015700	87.6		1,814.00	000100	58.0
	1,500.00	015800	27.9		1,830.48	000100	17.5
	1,500.00	017000	13.2		1,845.50	000100	9.8
	1,508.89	000100	59.7		1,846.91	000100	48.0
	1,513.00	000100	62.4		1,850.00	000100	16.9
	1,513.08	000100	127.1		1,850.00	013600	16.7
	1,519.17	000100	146.7		1,850.00	020800	2.5

TABLE 8: BASE PRICE PAID TO GROWERS FOR GRAPES CRUSHED AND DELIVERED TO CALIFORNIA PROCESSORS FROM THE 2015 CROP WITH BRIX FACTORS AND PURCHASED TONNAGE, BY TYPE, VARIETY, REPORTING DISTRICT WHERE GROWN, AND WEIGHTED AVERAGE BASE PRICE.

District, Type, and Variety	Base Price	Brix	Tons	District, Type, and Variety	Base Price	Brix	Tons
	Per Ton	Factors			Per Ton	Factors	
	Dollars	Code a/			Dollars	Code a/	
DISTRICT 3 (Cont'd)					2,023.56	000100	2.1
Sauvignon Blanc (Cont'd)	1,861.24	000100	25.1		2,039.00	000100	0.6
	1,875.00	000100	1.8		2,039.84	000100	56.5
	1,891.70	000100	25.7		2,091.92	021200	8.5
	1,900.00	000100	18.6		2,400.00	000100	2.0
	1,900.00	014000	5.4		2,413.13	000100	6.2
	1,900.00	017400	5.9		2,450.00	000100	0.9
	1,900.00	021200	49.0		2,800.00	000100	2.2
	1,950.00	000100	16.9		3,700.00	000100	2.3
	1,961.70	000100	12.3		3,734.14	000100	4.4
	1,987.49	013600	10.7		3,900.00	000100	3.3
	2,000.00	000100	62.9		4,000.00	000100	5.5
	2,000.00	013800	15.5		5,897.87	000100	9.9
	2,039.00	000100	10.2	Wtd. Avg. Base & Total Tons	2,325.77		164.6
	2,075.00	018900	4.8				
	2,076.00	000100	10.3	Tocai Friulano	2,750.00	021000	2.2
	2,100.00	000100	3.7	Wtd. Avg. Base & Total Tons	2,750.00		2.2
	2,100.00	021200	5.8				
	2,191.52	000100	8.3	Verdelho	2,000.00	017800	0.8
	2,200.00	000100	8.7	Wtd. Avg. Base & Total Tons	2,000.00		0.8
	2,200.00	021200	7.8				
	2,250.00	000100	6.3	Vermentino *	1,500.00	000100	11.3
	2,250.00	013100	3.2		1,800.00	000100	5.1
	2,250.00	017400	1.7		2,000.00	017000	5.0
	2,300.00	000100	12.1		2,000.00	017800	0.9
	2,300.00	020800	1.0		2,500.00	000100	3.2
	2,300.00	021200	9.3	Wtd. Avg. Base & Total Tons	1,801.18		25.5
	2,310.00	002000	6.7				
	2,400.00	000100	5.6	Vernaccia	1,800.00	000100	8.8
	2,450.00	000100	1.0		2,000.00	017800	1.3
	2,500.00	017000	33.5	Wtd. Avg. Base & Total Tons	1,825.74		10.1
	2,500.00	021200	3.4				
	2,600.00	000100	25.4	Viognier	1,000.00	000100	6.2
	2,700.00	000100	1.8		1,200.00	000100	0.9
	2,777.68	000100	30.0		1,790.47	000100	11.6
	2,800.00	000100	6.0		1,800.00	000100	2.6
	2,900.00	000100	20.4		1,800.00	020800	1.2
	3,500.00	013600	2.9		1,900.00	000100	29.5
	3,637.68	000100	2.0		2,000.00	000100	52.4
	4,000.00	000100	3.5		2,000.00	013600	1.3
	5,414.27	000100	4.8		2,000.00	017000	2.2
	6,728.00	000100	2.8		2,000.00	020800	1.8
	7,227.00	000100	1.0		2,067.23	000100	5.6
	7,423.76	000100	2.0		2,150.00	000100	6.5
	8,816.79	013600	7.9		2,200.00	000100	3.0
	9,520.45	000100	30.6		2,200.00	021200	1.8
Wtd. Avg. Base & Total Tons	1,607.94		8,093.4		2,239.95	000100	17.9
					2,251.74	000100	8.0
Sauvignon Musque	1,435.04	000100	37.5		2,268.47	017200	6.4
	1,650.00	000100	62.4		2,280.00	000100	3.6
	1,675.29	000100	44.0		2,297.00	000100	1.4
	1,676.59	000100	25.6		2,300.00	000100	9.0
	1,700.00	000100	12.6		2,303.00	000100	3.8
	1,900.00	000100	2.5		2,357.84	000100	3.7
	2,000.00	000100	1.8		2,363.85	000100	2.0
	4,000.00	000100	0.8		2,364.52	000100	13.7
Wtd. Avg. Base & Total Tons	1,636.63		187.2		2,400.00	000100	2.8
					2,400.00	024300	1.5
Sauvignon Vert *	2,100.00	000100	2.4		2,400.00	025400	3.1
	2,400.00	000100	7.4		2,400.00	026900	5.4
	4,095.00	000100	0.4		2,450.00	000100	3.4
Wtd. Avg. Base & Total Tons	2,395.88		10.2		2,500.00	000100	36.9
					2,500.00	013600	2.1
Semillon	1,200.00	000100	3.4		2,500.00	017200	3.1
	1,537.00	000100	22.5		2,500.00	017600	3.7
	1,537.00	069203	8.0		2,500.00	021600	2.4
	1,600.00	000100	1.8		2,500.00	024300	3.9
	1,600.00	031535	1.9		2,500.00	024800	6.0
	1,650.00	000100	1.1		2,524.00	000100	7.8
	1,800.00	000100	13.2		2,526.62	000100	1.0
	1,839.60	000100	2.2		2,584.68	000100	9.6
	1,854.40	000100	3.5		2,590.00	000100	0.4
	1,923.08	009552	2.6		2,600.00	000100	31.2

TABLE 8: BASE PRICE PAID TO GROWERS FOR GRAPES CRUSHED AND DELIVERED TO CALIFORNIA PROCESSORS FROM THE 2015 CROP WITH BRIX FACTORS AND PURCHASED TONNAGE, BY TYPE, VARIETY, REPORTING DISTRICT WHERE GROWN, AND WEIGHTED AVERAGE BASE PRICE.

District, Type, and Variety	Base Price	Brix	Tons	District, Type, and Variety	Base Price	Brix	Tons
	Per Ton	Factors			Per Ton	Factors	
	Dollars	Code a/			Dollars	Code a/	
DISTRICT 3 (Cont'd)					2,100.00	021100	4.7
Viognier (Cont'd)	2,800.00	000100	2.7		2,253.00	000100	3.1
	2,800.00	030900	1.3		2,300.00	000100	1.3
	3,000.00	000100	13.9		2,411.19	000100	12.5
	3,000.00	017400	0.2		2,437.00	000100	2.4
	3,038.84	000100	1.5		2,600.00	000100	3.6
	3,079.00	000100	0.9		3,000.00	000100	9.6
	3,150.00	000100	1.8		3,100.00	000100	1.1
	3,178.00	000100	0.8	Wtd. Avg. Base & Total Tons	2,446.42		46.6
	3,200.00	000100	1.8				
	3,200.00	017400	2.5	Cabernet Franc	1,000.00	000100	0.8
	3,200.00	021000	1.9		1,100.00	013600	0.5
	3,462.26	000100	2.2		1,450.00	000100	13.5
	3,736.42	000100	5.2		1,500.00	000100	27.8
	4,160.00	002200	7.9		1,600.00	000100	1.0
	4,400.00	000100	0.4		1,750.00	000100	18.3
Wtd. Avg. Base & Total Tons	2,369.55		365.4		1,800.00	000100	6.8
					1,800.00	027600	1.0
White Riesling *	1,800.00	000100	36.0		1,850.00	000100	3.2
	1,850.00	017400	66.0		1,865.75	000100	35.9
	1,999.22	000100	14.3		1,900.00	000100	3.8
	2,000.00	000100	0.7		2,000.00	000100	20.9
	2,045.40	000100	6.1		2,000.00	013600	0.5
	2,200.00	000100	7.7		2,100.00	000100	19.8
	2,420.11	017200	23.9		2,100.00	024500	2.0
	2,500.00	000100	1.9		2,200.00	000100	0.9
	2,700.00	000100	1.2		2,200.00	043600	1.5
	3,037.50	000100	2.4		2,300.00	000100	3.7
	3,609.33	000100	5.8		2,300.00	021200	0.9
	7,429.42	029960	3.0		2,335.00	000100	18.5
Wtd. Avg. Base & Total Tons	2,145.85		169.0		2,350.00	000100	13.2
					2,400.00	000100	13.1
Other White b/	1,200.00	000100	0.2		2,446.54	000100	5.4
	1,700.00	011300	3.2		2,453.75	024500	3.7
	2,000.00	000100	2.5		2,500.00	000100	67.6
	2,400.00	000100	2.0		2,500.00	025300	1.7
	2,500.00	000100	1.0		2,500.00	027600	5.2
	3,000.00	000100	3.2		2,550.00	000100	22.5
	3,125.00	000100	3.3		2,575.30	000100	1.6
	3,200.00	000100	2.7		2,575.31	000100	0.3
	3,500.00	000100	1.9		2,600.00	000100	19.8
	6,098.00	000100	2.9		2,600.00	024500	2.8
	8,000.00	016800	0.8		2,625.00	000100	1.5
Wtd. Avg. Base & Total Tons	3,260.20		23.7		2,669.35	000100	32.1
					2,700.00	000100	56.8
WINE GRAPES (RED)					2,748.15	000100	16.0
Aleatico	2,000.00	000100	2.7		2,755.58	019300	35.5
	2,250.00	000100	5.3		2,800.00	000100	2.3
	2,600.00	000100	4.0		2,800.00	017800	1.9
Wtd. Avg. Base & Total Tons	2,310.42		12.0		2,800.00	024800	2.7
					2,800.00	025400	1.9
Alicante Bouschet *	2,000.00	000100	1.4		2,830.00	000100	3.2
	2,195.00	000100	4.8		2,832.84	019400	33.9
	2,200.00	000100	0.9		2,850.00	000100	0.8
	2,500.00	000100	15.5		2,872.25	000100	5.9
	2,553.61	000100	1.3		2,875.00	000100	3.9
	2,600.00	000100	2.4		2,936.29	000100	4.2
	2,610.33	000100	0.5		2,937.47	000100	26.3
	2,670.28	000100	2.2		2,950.00	024800	3.0
	2,712.95	000100	16.5		3,000.00	000100	17.3
	2,741.00	000100	2.4		3,000.00	017200	1.6
	2,750.00	000100	1.2		3,090.00	000100	1.5
	3,000.00	025300	2.0		3,090.37	000100	2.0
	3,400.00	000100	19.9		3,100.00	000100	11.9
	3,450.00	000100	6.6		3,116.12	019400	21.9
	3,500.00	000100	0.3		3,225.31	017400	5.8
	3,500.00	025100	2.4		3,266.00	000100	0.8
	3,700.00	000100	5.6		3,300.00	000100	8.6
	4,250.00	000100	0.6		3,471.42	000100	4.0
Wtd. Avg. Base & Total Tons	2,943.32		86.5		3,500.00	000100	2.1
					3,500.00	021000	0.7
Barbera	2,000.00	000100	7.7		3,500.00	024500	0.3
	2,000.00	025300	0.6		3,600.00	000100	11.0

TABLE 8: BASE PRICE PAID TO GROWERS FOR GRAPES CRUSHED AND DELIVERED TO CALIFORNIA PROCESSORS FROM THE 2015 CROP WITH BRIX FACTORS AND PURCHASED TONNAGE, BY TYPE, VARIETY, REPORTING DISTRICT WHERE GROWN, AND WEIGHTED AVERAGE BASE PRICE.

District, Type, and Variety	Base Price	Brix	Tons	District, Type, and Variety	Base Price	Brix	Tons
	Per Ton	Factors			Per Ton	Factors	
	Dollars	Code a/			Dollars	Code a/	
DISTRICT 3 (Cont'd)					2,400.00	020900	71.0
Cabernet Franc (Cont'd)	3,800.00	000100	4.6		2,400.00	024800	2.2
	3,978.38	000100	3.0		2,437.46	000100	70.9
	4,000.00	000100	4.0		2,450.00	000100	243.8
	4,004.40	000100	3.4		2,450.00	017500	21.6
	4,005.65	000100	3.7		2,450.21	000100	49.5
	4,100.00	000100	8.0		2,470.00	000100	86.6
	4,200.00	000100	2.4		2,470.70	000100	233.0
	4,500.00	000100	4.8		2,475.00	000100	34.0
	5,000.00	014000	1.6		2,480.00	000100	68.5
	5,071.62	000100	7.3		2,482.35	000100	136.8
	5,635.00	000100	0.5		2,496.00	000100	31.3
	6,000.00	000100	3.2		2,500.00	000100	592.7
	7,000.00	013600	0.9		2,500.00	013400	5.0
	8,525.00	027800	0.5		2,500.00	013600	21.0
	9,155.72	013600	12.9		2,500.00	017200	0.6
	24,172.86	000100	0.9		2,500.00	021000	59.5
Wtd. Avg. Base & Total Tons	2,794.87		721.3		2,500.00	021800	3.8
					2,500.00	024800	22.0
Cabernet Sauvignon	46.00	000100	100.3		2,500.00	047165	46.2
	140.00	000100	5.9		2,520.00	000100	4.5
	500.00	000100	700.2		2,525.25	000100	28.4
	600.00	017500	18.5		2,527.78	000100	0.9
	750.00	000100	0.9		2,535.75	000100	84.2
	1,000.00	000100	1.8		2,545.44	000100	10.1
	1,000.00	017800	0.9		2,547.00	000100	2.2
	1,200.00	000100	10.0		2,547.30	000100	40.4
	1,300.00	000100	22.3		2,550.00	000100	1,134.0
	1,400.00	000100	29.9		2,550.08	000100	2.1
	1,428.00	000100	8.4		2,550.45	000100	9.9
	1,500.00	017400	0.4		2,555.85	000100	50.1
	1,575.00	000100	34.2		2,560.34	000100	341.0
	1,600.00	024300	1.5		2,565.75	000100	1,439.2
	1,689.00	000100	3.0		2,565.75	013600	4.6
	1,700.00	000100	1.2		2,565.75	019200	202.7
	1,800.00	000100	64.9		2,565.75	019300	56.3
	1,850.00	020800	41.8		2,572.50	000100	46.3
	1,850.00	021000	0.7		2,590.35	000100	36.0
	1,950.00	000100	13.0		2,595.00	000100	27.0
	2,000.00	000100	515.3		2,600.00	000100	812.1
	2,000.00	013600	4.0		2,600.00	019200	33.7
	2,000.00	014500	25.4		2,600.00	019300	62.1
	2,000.00	020800	2.1		2,614.35	000100	229.7
	2,000.00	022700	14.2		2,614.37	000100	60.1
	2,000.00	027800	3.2		2,614.40	025100	6.0
	2,089.84	000100	3.1		2,615.00	000100	0.9
	2,094.75	000100	3.1		2,625.00	000100	210.2
	2,100.00	000100	54.5		2,625.00	024800	1.6
	2,132.00	000100	107.1		2,635.00	000100	356.2
	2,150.00	000100	59.9		2,650.00	000100	185.7
	2,184.84	000100	95.3		2,652.00	000100	401.5
	2,200.00	000100	167.2		2,652.25	000100	17.1
	2,200.00	024500	5.5		2,665.75	000100	49.7
	2,228.54	000100	18.4		2,670.00	000100	17.7
	2,250.00	000100	29.8		2,675.00	000100	66.5
	2,300.00	000100	233.5		2,694.00	000100	22.9
	2,300.00	011804	0.8		2,694.03	000100	24.4
	2,300.00	019200	77.6		2,694.04	000100	280.7
	2,300.00	019300	25.5		2,694.04	019300	160.3
	2,300.00	021000	39.7		2,694.04	021000	128.0
	2,300.00	024500	34.2		2,700.00	000100	633.5
	2,313.38	000100	12.6		2,700.00	013600	2.1
	2,314.00	000100	13.9		2,700.00	017400	67.9
	2,315.25	000100	49.4		2,700.00	017600	8.7
	2,315.25	024800	13.4		2,700.00	020900	36.4
	2,335.00	000100	38.6		2,701.13	000100	83.4
	2,350.00	000100	218.0		2,705.04	000100	11.2
	2,387.03	000100	5.0		2,708.00	000100	2.2
	2,400.00	000100	727.2		2,726.32	000100	26.4
	2,400.00	013600	3.7		2,730.00	000100	16.7
	2,400.00	016660	5.0		2,745.09	000100	58.7
	2,400.00	019200	206.8		2,745.35	000100	202.4
	2,400.00	020400	0.8		2,750.00	000100	431.8

TABLE 8: BASE PRICE PAID TO GROWERS FOR GRAPES CRUSHED AND DELIVERED TO CALIFORNIA PROCESSORS FROM THE 2015 CROP WITH BRIX FACTORS AND PURCHASED TONNAGE, BY TYPE, VARIETY, REPORTING DISTRICT WHERE GROWN, AND WEIGHTED AVERAGE BASE PRICE.

District, Type, and Variety	Base Price	Brix	Tons	District, Type, and Variety	Base Price	Brix	Tons
	Per Ton	Factors			Per Ton	Factors	
	Dollars	Code a/			Dollars	Code a/	
DISTRICT 3 (Cont'd)					3,200.00	017800	4.3
Cabernet Sauvignon (Cont'd)	2,750.00	013800	4.9		3,200.00	025100	32.8
	2,750.00	017400	71.1		3,207.19	000100	102.6
	2,750.00	021800	2.2		3,210.00	000100	14.4
	2,758.18	000100	35.7		3,212.54	000100	28.7
	2,777.10	000100	15.9		3,220.02	000100	147.7
	2,778.30	000100	8.0		3,250.00	000100	5.9
	2,778.30	019500	12.8		3,268.13	000100	10.3
	2,800.00	000100	424.4		3,288.79	000100	3.1
	2,800.00	013800	8.6		3,300.00	000100	244.7
	2,800.00	017400	118.1		3,324.27	000100	51.5
	2,800.00	017800	6.6		3,329.28	000100	11.3
	2,800.00	017900	2.2		3,335.48	000100	102.0
	2,800.00	019400	32.9		3,338.48	000100	24.2
	2,800.00	024500	34.7		3,350.00	000100	7.1
	2,800.00	024800	4.5		3,350.00	025300	7.1
	2,802.11	000100	27.3		3,400.00	000100	0.5
	2,811.44	000100	43.9		3,400.00	024500	3.2
	2,820.00	000100	15.0		3,419.00	000100	6.7
	2,822.33	000100	526.3		3,464.53	000100	15.2
	2,822.33	017400	50.3		3,499.69	019400	20.6
	2,822.33	019400	189.4		3,500.00	000100	206.0
	2,833.22	000100	37.0		3,500.00	011400	2.2
	2,835.00	000100	16.9		3,500.00	014000	17.1
	2,850.00	000100	15.2		3,500.00	021000	13.2
	2,875.00	000100	30.4		3,500.00	023400	15.0
	2,875.79	000100	33.4		3,500.00	024500	5.7
	2,875.81	000100	27.6		3,500.00	029200	5.5
	2,875.81	017600	2.3		3,516.00	022900	5.8
	2,875.93	000100	19.1		3,584.75	000100	12.3
	2,875.95	000100	23.0		3,590.19	000100	35.5
	2,876.00	000100	11.8		3,600.00	000100	17.2
	2,884.95	000100	77.0		3,603.74	000100	21.0
	2,886.47	023000	54.0		3,617.04	000100	21.2
	2,900.00	000100	71.0		3,650.00	000100	1.4
	2,900.00	017200	6.8		3,670.14	000100	52.2
	2,900.00	025100	1.4		3,675.00	025100	27.6
	2,950.00	000100	22.1		3,750.00	024500	2.0
	2,950.61	000100	156.8		3,751.76	000100	58.3
	2,950.61	017100	15.4		3,767.04	000100	14.9
	2,970.00	000100	7.9		3,791.49	000100	257.3
	2,970.52	000100	50.8		3,800.00	000100	22.2
	3,000.00	000100	368.5		3,800.00	021200	13.9
	3,000.00	017400	0.4		3,893.81	000100	22.6
	3,000.00	017600	3.7		3,921.72	000100	9.4
	3,000.00	023400	15.5		3,921.72	021500	4.6
	3,000.00	024300	1.0		4,000.00	000100	151.0
	3,000.00	024500	8.9		4,000.00	013800	10.0
	3,000.00	025100	1.0		4,000.00	021500	9.1
	3,006.50	000100	69.8		4,000.00	024300	1.0
	3,006.53	000100	19.1		4,000.00	025100	2.7
	3,013.17	000100	21.7		4,000.00	027600	7.8
	3,015.90	025100	2.1		4,150.00	000100	15.0
	3,017.16	000100	30.4		4,200.00	000100	36.0
	3,017.30	023100	10.2		4,200.00	024800	3.0
	3,027.59	000100	58.0		4,250.00	000100	16.4
	3,058.34	000100	19.1		4,260.35	000100	54.8
	3,069.75	000100	10.6		4,350.00	000100	9.4
	3,078.90	000100	200.2		4,400.00	002900	10.1
	3,078.90	017400	78.1		4,450.00	000100	49.2
	3,079.00	000100	21.4		4,500.00	000100	24.5
	3,083.88	000100	26.8		4,500.00	017600	2.0
	3,087.27	000100	18.6		4,500.00	021500	3.4
	3,100.00	000100	12.1		4,588.91	000100	20.9
	3,100.00	011804	1.1		4,667.96	000100	8.5
	3,111.00	000100	9.1		4,700.00	000100	9.7
	3,114.15	000100	9.0		5,000.00	000100	402.5
	3,137.22	000100	51.7		5,000.00	013600	11.3
	3,150.00	000100	56.0		5,000.00	021800	14.1
	3,175.00	000100	25.1		5,052.00	000100	6.6
	3,184.60	000100	50.0		5,100.00	000100	2.4
	3,190.00	000100	7.4		5,128.79	000100	12.8
	3,200.00	000100	134.2		5,250.00	013600	5.0

TABLE 8: BASE PRICE PAID TO GROWERS FOR GRAPES CRUSHED AND DELIVERED TO CALIFORNIA PROCESSORS FROM THE 2015 CROP WITH BRIX FACTORS AND PURCHASED TONNAGE, BY TYPE, VARIETY, REPORTING DISTRICT WHERE GROWN, AND WEIGHTED AVERAGE BASE PRICE.

District, Type, and Variety	Base Price	Brix	Tons	District, Type, and Variety	Base Price	Brix	Tons
	Per Ton	Factors			Per Ton	Factors	
	Dollars	Code a/			Dollars	Code a/	
DISTRICT 3 (Cont'd)				Wtd. Avg. Base & Total Tons	2,396.03		12.6
Cabernet Sauvignon (Cont'd)	5,600.00	024800	5.4				
	5,926.00	000100	12.0	Gamay (Napa) *	1,000.00	010900	1.9
	6,000.00	000100	10.6		1,200.00	017800	0.3
	6,000.00	021500	6.3		2,000.00	017000	1.3
	6,500.00	000100	6.7	Wtd. Avg. Base & Total Tons	1,388.57		3.5
	7,000.00	013600	2.7				
	7,284.64	000100	2.4	Graciano	2,500.00	000100	3.3
	8,000.00	000100	15.8	Wtd. Avg. Base & Total Tons	2,500.00		3.3
	8,704.00	000100	1.4				
	12,000.00	000100	25.0	Grenache *	1,000.00	000100	0.6
	12,500.00	027800	11.1		1,100.00	013600	0.3
	12,793.18	000100	1.9		1,300.00	000100	1.0
	14,024.04	000100	1.8		1,800.00	000100	20.2
	30,622.01	013600	14.6		1,800.00	027800	2.2
Wtd. Avg. Base & Total Tons	2,723.58		20,282.4		1,900.00	013100	20.5
					2,000.00	000100	6.0
Carignane	600.00	028200	0.4		2,000.00	008100	7.2
	1,114.00	025100	1.1		2,000.00	009400	2.5
	1,196.84	000100	11.4		2,000.00	028100	3.0
	1,800.00	000100	27.9		2,100.00	020600	1.5
	1,880.87	000100	27.0		2,200.00	000100	1.7
	1,900.00	000100	10.0		2,200.00	017800	0.5
	1,942.35	000100	1.7		2,250.00	000100	0.7
	1,947.37	000100	1.3		2,400.00	000100	12.2
	1,950.00	000100	1.6		2,450.00	000100	1.9
	1,957.00	000100	14.5		2,450.00	021500	1.9
	2,000.00	000100	0.2		2,500.00	000100	17.0
	2,000.00	024800	0.7		2,500.00	017800	1.5
	2,020.00	000100	2.5		2,500.00	024300	5.6
	2,077.99	000100	30.7		2,520.00	025300	1.3
	2,106.41	000100	22.3		2,550.00	000100	4.5
	2,151.94	000100	6.6		2,600.00	000100	9.0
	2,200.00	000100	4.4		2,700.00	000100	11.0
	2,200.00	027800	5.6		2,748.70	000100	1.7
	2,250.00	000100	0.3		2,748.70	013600	1.7
	2,300.00	000100	30.1		2,748.70	013800	1.9
	2,500.00	000100	10.5		2,748.70	024800	17.2
	2,500.00	017800	1.6		2,749.00	000100	3.4
	2,512.09	000100	6.9		2,800.00	000100	6.3
	2,587.45	000100	14.8		2,850.00	000100	32.9
	2,800.00	017800	2.1		2,922.08	000100	3.1
	2,900.00	000100	4.3		3,000.00	000100	36.2
	3,000.00	000100	9.9		3,000.00	017600	1.8
	3,757.40	000100	0.5		3,000.00	020600	0.8
	3,850.00	000100	3.3		3,050.00	000100	1.9
	3,850.00	024300	1.7		3,113.58	000100	7.7
	4,200.00	000100	0.2		3,150.00	028000	1.7
	4,250.00	000100	2.0		3,200.00	000100	5.4
	5,000.00	000100	0.9		3,300.00	000100	10.7
Wtd. Avg. Base & Total Tons	2,181.72		259.0		3,300.00	027800	3.0
					3,300.00	028100	1.5
Carmenere	2,100.00	000100	1.3		3,500.00	000100	6.7
Wtd. Avg. Base & Total Tons	2,100.00		1.3		3,500.00	017800	1.7
					3,500.00	021000	2.7
Ciliegiolo	2,500.00	000100	1.2		3,500.00	025100	0.6
Wtd. Avg. Base & Total Tons	2,500.00		1.2		3,527.23	000100	13.7
					3,650.00	000100	3.5
Cinsaut *	2,200.00	013800	5.8		3,800.00	017400	3.9
	2,500.00	013600	1.4		4,000.00	000100	4.0
	2,821.90	000100	5.2		4,000.00	013600	4.2
	3,000.00	000100	0.7		4,000.00	016800	2.9
Wtd. Avg. Base & Total Tons	2,521.67		13.1		4,000.00	021800	2.5
					4,000.00	025100	1.7
Counoise	1,800.00	020800	0.4		4,500.00	000100	1.4
Wtd. Avg. Base & Total Tons	1,800.00		0.4		5,000.00	000100	7.9
					14,183.47	013600	2.5
Dolcetto	2,200.00	000100	6.6	Wtd. Avg. Base & Total Tons	2,901.69		332.6
	2,200.00	013400	1.8				
	2,200.00	017200	0.5	Malbec	212.38	000100	13.7
	2,600.00	000100	0.6		1,300.00	000100	16.6
	2,750.00	023200	1.0		1,500.00	000100	2.8
	3,000.00	000100	2.1		1,600.00	000100	15.7

TABLE 8: BASE PRICE PAID TO GROWERS FOR GRAPES CRUSHED AND DELIVERED TO CALIFORNIA PROCESSORS FROM THE 2015 CROP WITH BRIX FACTORS AND PURCHASED TONNAGE, BY TYPE, VARIETY, REPORTING DISTRICT WHERE GROWN, AND WEIGHTED AVERAGE BASE PRICE.

District, Type, and Variety	Base Price	Brix	Tons	District, Type, and Variety	Base Price	Brix	Tons
	Per Ton	Factors			Per Ton	Factors	
	Dollars	Code a/			Dollars	Code a/	
DISTRICT 3 (Cont'd)					7,000.00	013600	0.4
Malbec (Cont'd)	1,650.00	017800	4.0		7,010.87	000100	4.6
	1,800.00	000100	6.9		9,250.00	027800	0.8
	2,000.00	000100	1.1	Wtd. Avg. Base & Total Tons	2,636.27		763.3
	2,100.00	000100	7.1				
	2,200.00	000100	8.8	Mataro *	1,000.00	000100	0.3
	2,203.15	000100	7.9		1,800.00	021000	0.3
	2,250.00	000100	12.3		2,100.00	024500	0.6
	2,297.23	000100	6.6		2,250.00	000100	0.6
	2,300.00	000100	2.0		2,250.00	025300	0.5
	2,319.11	000100	14.6		2,500.00	000100	17.1
	2,319.11	017600	4.0		2,500.00	017800	0.6
	2,319.11	019300	9.3		2,600.00	000100	0.5
	2,324.00	000100	5.0		2,750.00	000100	0.8
	2,325.00	000100	19.0		2,801.70	024800	0.9
	2,332.00	024500	4.5		2,802.00	000100	10.4
	2,340.00	000100	46.5		2,850.00	000100	2.0
	2,350.00	000100	6.9		2,900.00	000100	0.9
	2,400.00	000100	95.4		3,000.00	000100	3.0
	2,400.00	024500	21.3		3,100.00	000100	2.8
	2,427.40	025100	3.0		3,150.00	000100	3.7
	2,427.49	000100	13.1		3,265.32	000100	4.8
	2,430.00	000100	14.9		3,350.00	000100	2.0
	2,435.07	017500	2.2		3,500.00	000100	4.4
	2,450.00	000100	3.4		3,500.00	008100	1.4
	2,467.00	000100	2.7		3,650.00	000100	5.3
	2,500.00	000100	31.1		3,757.40	000100	0.2
	2,500.00	011804	1.0		3,850.00	000100	1.5
	2,500.00	020800	4.8		4,000.00	000100	2.1
	2,540.11	024800	5.4		4,000.00	013600	1.3
	2,550.00	000100	5.6		4,269.29	013600	4.9
	2,551.02	000100	14.4	Wtd. Avg. Base & Total Tons	3,082.26		72.9
	2,551.02	021000	11.3				
	2,565.00	000100	11.7	Merlot	191.17	000100	10.3
	2,575.00	000100	8.6		400.00	025100	1.2
	2,600.00	000100	27.9		500.00	000100	15.9
	2,600.00	013800	1.1		600.00	017500	7.7
	2,666.98	019300	13.4		620.00	000100	1.0
	2,670.24	000100	13.1		750.00	000100	14.9
	2,698.66	000100	9.1		800.00	000100	5.5
	2,700.00	000100	28.0		850.00	000100	16.4
	2,700.00	020800	5.8		900.00	000100	22.8
	2,800.00	000100	32.0		1,000.00	000100	11.8
	2,800.00	017800	0.8		1,000.00	027800	0.5
	2,800.00	025100	17.2		1,200.00	000100	108.1
	2,850.00	017400	2.3		1,250.00	000100	56.0
	2,868.87	000100	7.0		1,250.00	011700	22.4
	2,900.00	000100	5.3		1,250.00	020800	1.7
	3,000.00	000100	11.7		1,300.00	000100	40.2
	3,082.95	000100	16.4		1,300.00	017800	16.2
	3,100.00	000100	1.0		1,365.78	000100	38.6
	3,150.00	000100	1.0		1,400.00	000100	156.3
	3,200.00	000100	27.1		1,400.00	024500	20.4
	3,200.00	024600	1.4		1,450.00	000100	16.0
	3,260.00	000100	4.8		1,450.00	017400	32.4
	3,316.00	022700	0.9		1,500.00	000100	622.9
	3,350.00	025100	3.5		1,546.47	000100	10.3
	3,500.00	021000	0.2		1,550.00	000100	137.4
	3,539.70	000100	1.8		1,550.00	024500	33.0
	3,550.00	021200	1.2		1,552.64	000100	298.5
	3,585.07	000100	1.3		1,568.00	000100	62.6
	3,600.00	000100	3.2		1,573.48	000100	44.5
	3,650.00	000100	2.2		1,575.00	000100	33.0
	3,700.00	021500	1.8		1,593.09	000100	27.0
	3,775.00	000100	2.2		1,600.00	000100	493.7
	3,800.00	000100	2.1		1,600.00	013100	22.4
	3,862.00	000100	3.0		1,600.00	013600	1.7
	3,874.86	000100	1.6		1,600.00	013800	10.2
	4,000.00	000100	9.1		1,600.00	024500	32.7
	4,100.00	000100	7.6		1,600.00	025100	24.6
	4,500.00	000100	3.0		1,619.00	000100	29.6
	4,997.60	013600	10.4		1,625.00	000100	41.2
	5,486.62	000100	10.8		1,627.60	000100	4.3

TABLE 8: BASE PRICE PAID TO GROWERS FOR GRAPES CRUSHED AND DELIVERED TO CALIFORNIA PROCESSORS FROM THE 2015 CROP WITH BRIX FACTORS AND PURCHASED TONNAGE, BY TYPE, VARIETY, REPORTING DISTRICT WHERE GROWN, AND WEIGHTED AVERAGE BASE PRICE.

District, Type, and Variety	Base Price	Brix	Tons	District, Type, and Variety	Base Price	Brix	Tons
	Per Ton	Factors			Per Ton	Factors	
	Dollars	Code a/			Dollars	Code a/	
DISTRICT 3 (Cont'd)					2,400.00	024800	2.9
Merlot (Cont'd)	1,627.86	000100	254.5		2,409.60	013600	0.9
	1,627.86	017400	129.5		2,449.44	000100	4.8
	1,628.57	000100	40.4		2,477.27	000100	2.5
	1,629.44	000100	73.0		2,500.00	000100	29.3
	1,645.00	000100	6.1		2,500.00	017400	1.6
	1,650.00	000100	454.9		2,517.56	000100	9.2
	1,650.00	021200	3.9		2,523.50	000100	8.6
	1,651.00	000100	18.9		2,546.00	000100	4.7
	1,651.47	000100	79.9		2,600.00	020700	1.0
	1,651.47	020800	112.6		2,800.00	000100	1.8
	1,651.51	000100	22.5		2,800.00	017800	4.2
	1,660.42	000100	11.1		2,900.00	000100	8.9
	1,668.19	000100	5.0		3,100.00	000100	16.5
	1,677.00	017400	25.9		3,466.98	000100	5.5
	1,684.23	000100	12.8		3,500.00	017600	2.5
	1,700.00	000100	1,003.0		3,500.00	027800	1.0
	1,700.00	019200	26.4		4,000.00	021500	9.7
	1,709.25	000100	122.2		4,200.00	000100	3.9
	1,710.96	000100	88.5		4,672.00	021200	2.9
	1,725.00	000100	35.2		5,693.65	000100	3.4
	1,734.04	000100	19.1		6,560.96	000100	4.6
	1,740.00	000100	105.4		7,000.00	000100	1.4
	1,740.38	000100	203.6		7,500.00	027800	0.9
	1,748.59	000100	44.7		8,000.00	000100	1.0
	1,750.00	000100	510.3		13,786.53	013600	7.9
	1,750.00	013600	5.4		14,024.04	000100	1.4
	1,750.00	021000	174.4	Wtd. Avg. Base & Total Tons	1,715.32		8,372.2
	1,760.00	000100	68.2				
	1,775.00	000100	34.6	Meunier *	1,700.00	000100	3.9
	1,790.00	000100	8.1		1,800.00	000100	31.1
	1,790.65	000100	82.8		2,305.57	000100	9.9
	1,791.43	000100	5.4		2,350.00	000100	6.9
	1,800.00	000100	804.1		2,400.00	000100	28.8
	1,800.00	019300	26.8		2,500.00	017000	3.0
	1,800.00	024500	1.7		2,500.00	021000	0.9
	1,800.00	025400	1.8		2,769.90	000100	14.6
	1,846.37	000100	20.8		2,770.00	000100	9.2
	1,850.00	000100	67.5		3,550.00	008200	1.7
	1,853.00	000100	50.0		3,600.00	000100	4.2
	1,854.00	000100	51.6		3,945.04	000100	1.9
	1,871.37	000100	79.8		4,100.00	000100	1.3
	1,872.04	017200	59.9		4,100.00	021000	0.7
	1,888.17	000100	37.7	Wtd. Avg. Base & Total Tons	2,398.77		118.1
	1,890.00	000100	2.1				
	1,900.00	000100	26.1	Montepulciano	1,500.00	021500	1.5
	1,900.00	023100	38.5		2,200.00	021500	1.7
	1,928.47	000100	8.5		3,000.00	000100	7.6
	1,939.46	000100	34.4		3,500.00	027500	1.4
	1,950.00	000100	2.5	Wtd. Avg. Base & Total Tons	2,761.48		12.2
	1,953.43	000100	13.0				
	1,957.00	000100	14.2	Nebbiolo	1,800.00	000100	3.3
	1,981.76	000100	42.0		3,100.00	000100	6.8
	2,000.00	000100	216.1	Wtd. Avg. Base & Total Tons	2,675.25		10.1
	2,000.00	014000	2.3				
	2,000.00	014500	4.3	Negroamaro	3,500.00	027560	0.9
	2,000.00	021000	4.8	Wtd. Avg. Base & Total Tons	3,500.00		0.9
	2,000.00	024500	2.4				
	2,000.00	027800	4.2	Nero D'Avola *	3,500.00	022900	1.1
	2,024.89	000100	11.0	Wtd. Avg. Base & Total Tons	3,500.00		1.1
	2,034.83	017400	53.5				
	2,034.92	000100	25.0	Petit Verdot	750.00	000100	1.0
	2,100.00	000100	23.2		1,352.97	000100	30.7
	2,200.00	000100	33.9		1,500.00	000100	4.2
	2,245.57	000100	5.9		1,800.00	000100	2.7
	2,249.84	000100	26.4		1,800.00	027800	1.0
	2,280.00	021600	3.9		1,894.96	000100	9.5
	2,285.56	000100	10.1		1,900.00	000100	5.8
	2,300.00	000100	6.3		1,950.00	015300	11.0
	2,300.05	000100	6.2		2,000.00	000100	5.0
	2,312.06	000100	49.1		2,000.00	013600	0.5
	2,366.00	000100	9.1		2,200.00	020800	2.9
	2,400.00	000100	14.3		2,300.00	021200	0.6

TABLE 8: BASE PRICE PAID TO GROWERS FOR GRAPES CRUSHED AND DELIVERED TO CALIFORNIA PROCESSORS FROM THE 2015 CROP WITH BRIX FACTORS AND PURCHASED TONNAGE, BY TYPE, VARIETY, REPORTING DISTRICT WHERE GROWN, AND WEIGHTED AVERAGE BASE PRICE.

District, Type, and Variety	Base Price	Brix	Tons	District, Type, and Variety	Base Price	Brix	Tons
	Per Ton	Factors			Per Ton	Factors	
	Dollars	Code a/			Dollars	Code a/	
DISTRICT 3 (Cont'd)					2,300.00	000100	40.8
Petit Verdot (Cont'd)	2,400.00	000100	1.3		2,300.00	013600	2.8
	2,400.00	024800	3.5		2,300.00	020900	16.0
	2,422.50	000100	7.8		2,300.00	021200	4.9
	2,500.00	024500	19.2		2,400.00	000100	10.6
	2,550.00	000100	18.5		2,400.00	017600	2.9
	2,600.00	000100	19.6		2,400.00	029200	8.1
	2,608.14	000100	7.3		2,414.06	000100	26.8
	2,614.00	000100	4.9		2,420.00	025400	2.6
	2,614.39	000100	21.5		2,430.21	000100	28.4
	2,614.39	017600	0.2		2,450.00	000100	14.0
	2,650.00	000100	12.2		2,469.00	000100	38.6
	2,663.00	000100	6.9		2,472.00	000100	9.3
	2,667.28	000100	10.3		2,477.00	000100	12.6
	2,667.30	025100	2.8		2,500.00	000100	70.9
	2,700.00	000100	3.1		2,500.00	017400	3.5
	2,796.15	024800	1.4		2,500.00	017800	2.1
	2,800.00	000100	0.5		2,500.00	021000	0.9
	2,800.00	013800	1.4		2,535.00	000100	39.7
	2,800.00	017800	0.9		2,543.00	000100	3.1
	2,800.00	021200	2.8		2,543.13	000100	19.3
	2,800.64	000100	3.3		2,543.44	000100	12.7
	2,833.00	024500	3.5		2,543.44	021100	1.5
	2,850.00	000100	13.4		2,543.44	022100	5.2
	2,868.95	000100	3.2		2,548.01	000100	11.5
	2,875.83	000100	2.1		2,548.12	000100	15.7
	2,900.00	000100	72.5		2,550.00	000100	43.4
	2,934.01	000100	5.0		2,553.61	067952	1.0
	3,000.00	000100	1.3		2,600.00	000100	29.0
	3,000.00	020800	1.7		2,600.00	017200	0.5
	3,000.00	026900	1.6		2,600.00	017800	5.0
	3,100.00	000100	0.1		2,600.00	024500	15.0
	3,110.00	000100	3.1		2,600.00	025400	0.4
	3,155.45	000100	0.5		2,626.76	000100	15.0
	3,200.00	000100	1.5		2,642.06	000100	61.0
	3,250.00	000100	4.6		2,646.50	000100	4.4
	3,260.00	000100	6.2		2,650.00	000100	6.2
	3,268.00	000100	21.4		2,650.04	000100	6.9
	3,300.00	000100	7.2		2,675.00	000100	5.1
	3,360.00	000100	2.4		2,675.53	000100	2.4
	3,400.00	000100	1.0		2,700.00	000100	34.4
	3,496.85	000100	1.1		2,700.00	017800	0.9
	3,500.00	000100	7.6		2,700.00	024800	0.2
	3,500.00	014000	4.8		2,700.00	025400	20.4
	3,500.00	021000	3.7		2,715.82	000100	6.1
	3,500.00	021200	0.6		2,724.00	000100	37.1
	3,540.17	000100	1.6		2,725.57	000100	45.0
	4,000.00	000100	5.7		2,740.00	000100	3.7
	4,000.00	024800	1.6		2,750.00	000100	9.5
	4,500.00	000100	0.2		2,790.00	000100	3.2
	4,687.57	000100	6.4		2,797.78	000100	12.0
	5,000.00	000100	0.4		2,799.54	000100	8.6
	5,500.00	000100	0.7		2,800.00	000100	35.1
	9,750.00	027800	0.6		2,800.00	011400	4.0
	24,172.86	000100	0.4		2,800.00	021200	0.7
Wtd. Avg. Base & Total Tons	2,719.87		412.0		2,800.00	027800	1.4
					2,810.92	000100	1.7
Petite Sirah	600.00	028200	0.7		2,880.88	000100	11.9
	940.00	000100	8.2		2,900.00	000100	4.2
	1,000.00	000100	1.0		2,919.18	000100	16.3
	1,248.00	011100	3.7		2,924.96	000100	20.4
	1,600.00	000100	6.3		2,999.00	027800	5.2
	1,619.45	000100	13.3		3,000.00	000100	45.6
	1,800.00	000100	0.8		3,000.00	021200	2.1
	1,800.00	011700	3.2		3,000.00	025100	15.2
	2,000.00	000100	45.1		3,086.65	000100	12.5
	2,000.00	013600	0.8		3,100.00	000100	0.8
	2,000.00	029200	3.6		3,150.00	025400	11.6
	2,048.00	024800	4.0		3,176.34	000100	32.9
	2,100.00	000100	0.9		3,184.63	000100	1.3
	2,200.00	000100	6.3		3,200.00	000100	9.4
	2,200.00	017800	1.1		3,200.00	024500	0.7
	2,250.00	000100	2.6		3,300.00	000100	8.1

TABLE 8: BASE PRICE PAID TO GROWERS FOR GRAPES CRUSHED AND DELIVERED TO CALIFORNIA PROCESSORS FROM THE 2015 CROP WITH BRIX FACTORS AND PURCHASED TONNAGE, BY TYPE, VARIETY, REPORTING DISTRICT WHERE GROWN, AND WEIGHTED AVERAGE BASE PRICE.

District, Type, and Variety	Base Price	Brix	Tons	District, Type, and Variety	Base Price	Brix	Tons
	Per Ton	Factors			Per Ton	Factors	
	Dollars	Code a/			Dollars	Code a/	
DISTRICT 3 (Cont'd)					2,750.00	017800	2.2
Petite Sirah (Cont'd)	3,360.00	000100	5.5		2,769.90	000100	64.8
	3,375.00	000100	0.8		2,770.00	000100	30.5
	3,400.00	000100	3.8		2,793.37	000100	6.8
	3,401.79	000100	3.8		2,800.00	000100	565.8
	3,500.00	000100	9.2		2,800.00	024500	164.9
	3,500.00	021000	7.7		2,804.00	017400	52.4
	3,500.00	027800	1.3		2,825.00	000100	20.7
	3,650.00	000100	1.8		2,828.81	000100	33.5
	3,735.74	000100	7.8		2,850.00	000100	211.6
	3,757.40	000100	0.5		2,856.00	000100	7.9
	3,800.00	000100	4.4		2,900.00	000100	501.6
	3,954.29	000100	4.8		2,900.00	012620	6.1
	4,000.00	000100	5.1		2,900.00	017500	4.0
	4,033.76	000100	8.9		2,900.00	020800	9.0
	4,085.78	000100	1.3		2,900.00	022900	5.3
	4,100.00	000100	7.8		2,900.00	024500	242.5
	4,200.00	000100	21.2		2,904.41	000100	340.0
	4,350.00	000100	12.2		2,922.22	000100	4.7
	4,800.00	000100	1.1		2,924.00	017400	4.5
	6,696.01	013600	4.3		2,928.12	024500	14.7
Wtd. Avg. Base & Total Tons	2,715.47		1,236.9		2,932.73	024500	233.2
					2,935.00	024500	62.7
Pinot Noir	500.00	000100	1.5		2,950.00	000100	474.0
	500.00	021000	0.3		2,950.00	025400	14.8
	700.00	000100	1.4		2,970.52	000100	65.4
	900.00	012900	1.1		2,975.00	000100	242.1
	1,000.00	000100	7.1		2,975.00	012620	16.2
	1,200.00	000100	6.0		2,987.00	000100	32.1
	1,300.00	000100	61.6		2,995.32	000100	23.1
	1,350.00	000100	18.8		3,000.00	000100	800.7
	1,400.00	024300	0.7		3,000.00	007900	29.2
	1,500.00	000100	11.3		3,000.00	011100	8.5
	1,500.00	024500	5.4		3,000.00	013400	81.0
	1,550.38	000100	1.2		3,000.00	013600	2.3
	1,600.00	024500	11.5		3,000.00	013800	12.4
	1,700.00	007900	19.2		3,000.00	017400	23.7
	1,800.00	000100	32.2		3,000.00	017600	14.9
	1,900.00	000100	22.8		3,000.00	020800	15.6
	1,900.00	007900	86.4		3,000.00	021000	38.8
	1,900.00	024500	55.0		3,000.00	022900	26.6
	2,000.00	000100	712.7		3,000.00	024300	2.1
	2,000.00	025100	1.1		3,000.00	024500	93.9
	2,069.00	012620	30.4		3,000.00	024800	1.9
	2,100.00	000100	116.0		3,005.92	000100	9.2
	2,100.00	017500	1.1		3,011.41	000100	10.6
	2,200.00	000100	196.7		3,050.00	000100	206.1
	2,250.00	000100	8.0		3,050.00	017400	56.0
	2,300.00	000100	0.5		3,060.00	000100	6.3
	2,305.57	000100	16.8		3,070.33	000100	49.7
	2,325.00	025100	11.4		3,076.00	000100	11.5
	2,400.00	000100	90.9		3,076.61	000100	18.7
	2,450.00	000100	10.9		3,076.97	000100	37.2
	2,450.00	021200	10.0		3,077.50	000100	5.3
	2,500.00	000100	291.1		3,090.00	000100	47.2
	2,500.00	009300	0.9		3,090.11	000100	24.0
	2,500.00	013600	6.3		3,100.00	000100	210.2
	2,500.00	020800	7.9		3,100.00	011800	24.8
	2,500.00	021000	1.9		3,100.00	014100	9.0
	2,500.00	024500	30.0		3,100.00	017400	19.1
	2,513.00	021000	0.7		3,100.00	019100	3.3
	2,550.00	000100	24.2		3,100.00	020600	28.4
	2,600.00	000100	64.1		3,100.00	021000	117.8
	2,600.00	024500	6.7		3,100.00	024500	5.6
	2,666.00	012620	13.5		3,127.21	000100	22.8
	2,700.00	000100	245.6		3,141.81	000100	21.6
	2,700.00	022700	57.4		3,145.00	000100	14.2
	2,700.00	024500	108.8		3,150.00	012620	4.7
	2,720.00	000100	1.9		3,150.00	020600	13.7
	2,724.29	000100	3.5		3,150.00	024500	52.7
	2,725.00	000100	25.3		3,166.22	000100	31.7
	2,730.00	000100	208.3		3,169.28	000100	172.1
	2,750.00	000100	24.9		3,176.70	000100	10.6

TABLE 8: BASE PRICE PAID TO GROWERS FOR GRAPES CRUSHED AND DELIVERED TO CALIFORNIA PROCESSORS FROM THE 2015 CROP WITH BRIX FACTORS AND PURCHASED TONNAGE, BY TYPE, VARIETY, REPORTING DISTRICT WHERE GROWN, AND WEIGHTED AVERAGE BASE PRICE.

District, Type, and Variety	Base Price	Brix	Tons	District, Type, and Variety	Base Price	Brix	Tons
	Per Ton	Factors			Per Ton	Factors	
	Dollars	Code a/			Dollars	Code a/	
DISTRICT 3 (Cont'd)					3,500.00	021000	0.6
Pinot Noir (Cont'd)	3,182.70	000100	233.9		3,500.00	021100	5.2
	3,193.00	000100	275.8		3,500.00	022700	1.1
	3,200.00	000100	963.1		3,500.00	022900	2.9
	3,200.00	012620	18.6		3,500.00	024500	5.0
	3,200.00	017200	1.2		3,500.00	024800	0.7
	3,200.00	019100	96.9		3,500.00	025400	17.0
	3,200.00	021000	395.3		3,502.00	000100	16.0
	3,200.00	024300	3.7		3,512.05	000100	10.2
	3,200.00	024500	27.4		3,535.00	000100	15.1
	3,200.00	059560	13.6		3,550.00	000100	5.7
	3,225.00	021000	72.3		3,553.00	022900	41.7
	3,226.04	000100	14.3		3,572.00	021000	4.9
	3,229.95	000100	56.4		3,575.00	000100	22.9
	3,230.82	000100	59.5		3,577.56	000100	174.9
	3,244.50	000100	14.4		3,580.00	000100	43.7
	3,245.49	000100	4.3		3,584.45	025100	6.1
	3,246.48	000100	79.4		3,584.58	000100	16.8
	3,246.91	000100	1.9		3,588.00	012620	5.3
	3,247.00	013800	10.4		3,593.59	019400	1.9
	3,247.17	000100	62.1		3,600.00	000100	150.6
	3,247.18	000100	71.3		3,600.00	012620	35.2
	3,250.00	000100	255.5		3,600.00	020400	3.0
	3,250.00	017400	7.5		3,650.00	024500	13.5
	3,250.00	020800	3.1		3,700.00	000100	34.4
	3,250.00	021000	138.8		3,700.00	012620	5.7
	3,250.00	021200	1.8		3,700.00	013800	48.3
	3,250.00	024500	3.2		3,700.00	024500	3.1
	3,251.46	000100	55.4		3,700.00	025300	2.7
	3,251.49	000100	6.1		3,708.00	000100	15.1
	3,252.22	000100	16.4		3,733.95	000100	10.5
	3,252.22	019100	16.5		3,734.79	000100	9.2
	3,252.22	020800	42.4		3,740.05	000100	10.5
	3,252.22	022700	30.8		3,747.52	000100	29.9
	3,254.01	000100	10.2		3,750.00	000100	26.0
	3,255.00	000100	161.7		3,750.00	019300	11.5
	3,258.59	000100	166.1		3,750.00	020600	5.6
	3,258.59	024500	4.4		3,750.00	020800	4.4
	3,258.71	000100	238.8		3,750.00	024500	5.5
	3,258.71	017400	183.5		3,750.00	025100	2.6
	3,258.71	020800	21.6		3,762.00	002200	28.9
	3,259.00	000100	19.1		3,766.98	000100	3.9
	3,259.00	022900	10.6		3,770.17	000100	1.3
	3,260.00	000100	31.1		3,800.00	000100	72.2
	3,288.04	000100	107.8		3,800.00	012620	24.4
	3,291.18	000100	11.9		3,800.00	017400	4.9
	3,296.00	000100	13.8		3,800.00	020600	13.1
	3,300.00	000100	160.5		3,800.00	020800	1.0
	3,300.00	012620	12.7		3,800.00	024500	7.0
	3,300.00	017200	7.1		3,800.00	025100	2.1
	3,300.00	017500	2.8		3,820.00	000100	2.7
	3,300.00	019200	10.3		3,825.00	000100	4.3
	3,300.00	025400	9.3		3,845.00	000100	2.5
	3,302.60	000100	7.2		3,859.00	000100	20.6
	3,325.00	000100	22.3		3,886.00	000100	82.0
	3,333.00	000100	2.3		3,900.00	000100	32.1
	3,354.76	000100	15.8		3,900.00	012620	22.8
	3,370.48	000100	6.5		3,900.00	024500	6.2
	3,400.00	000100	138.1		3,931.89	017200	12.1
	3,400.00	017800	2.0		3,950.00	000100	15.4
	3,400.00	022900	49.6		4,000.00	000100	420.0
	3,421.52	000100	0.4		4,000.00	012620	14.1
	3,435.00	023400	31.3		4,000.00	013600	3.7
	3,456.47	000100	1.5		4,000.00	016300	4.5
	3,500.00	000100	407.4		4,000.00	017400	37.5
	3,500.00	007600	2.9		4,000.00	017600	81.8
	3,500.00	011100	6.0		4,000.00	019300	0.1
	3,500.00	011400	33.2		4,000.00	020600	6.1
	3,500.00	012620	27.2		4,000.00	020800	5.9
	3,500.00	013200	19.2		4,000.00	021000	16.5
	3,500.00	016300	1.6		4,000.00	021200	4.1
	3,500.00	017400	29.5		4,000.00	021500	6.4
	3,500.00	020600	26.9		4,000.00	021600	5.2

TABLE 8: BASE PRICE PAID TO GROWERS FOR GRAPES CRUSHED AND DELIVERED TO CALIFORNIA PROCESSORS FROM THE 2015 CROP WITH BRIX FACTORS AND PURCHASED TONNAGE, BY TYPE, VARIETY, REPORTING DISTRICT WHERE GROWN, AND WEIGHTED AVERAGE BASE PRICE.

District, Type, and Variety	Base Price	Brix	Tons	District, Type, and Variety	Base Price	Brix	Tons
	Per Ton	Factors			Per Ton	Factors	
	Dollars	Code a/			Dollars	Code a/	
DISTRICT 3 (Cont'd)					4,772.94	000100	6.0
Pinot Noir (Cont'd)	4,000.00	024400	2.7		4,800.00	000100	22.1
	4,000.00	024500	19.4		4,800.00	017200	2.7
	4,000.00	024800	6.5		4,800.00	021200	8.5
	4,000.00	027500	29.2		4,824.04	017600	9.1
	4,017.76	000100	15.0		4,899.43	000100	6.4
	4,059.55	000100	19.0		4,905.63	000100	6.7
	4,073.39	000100	4.3		4,931.00	000100	11.4
	4,095.00	000100	4.4		5,000.00	000100	307.6
	4,100.00	000100	16.3		5,000.00	011300	9.5
	4,100.00	009520	2.3		5,000.00	013400	21.0
	4,100.00	021000	0.8		5,000.00	013800	1.2
	4,180.34	021200	9.2		5,000.00	016300	2.9
	4,200.00	000100	123.6		5,000.00	017200	13.3
	4,200.00	004210	1.4		5,000.00	017400	1.8
	4,200.00	012620	27.2		5,000.00	017600	8.3
	4,200.00	017400	43.8		5,000.00	017800	1.6
	4,200.00	017600	3.6		5,000.00	021000	14.3
	4,200.00	017800	1.5		5,000.00	021200	4.3
	4,200.00	019100	16.7		5,000.00	021800	8.9
	4,200.00	021000	33.5		5,000.00	024500	4.1
	4,200.00	024500	3.0		5,000.00	024800	3.7
	4,200.00	025100	1.7		5,000.00	025400	12.5
	4,200.00	025400	10.5		5,000.00	027120	1.1
	4,202.21	000100	2.4		5,003.95	000100	1.9
	4,221.93	000100	22.7		5,005.77	000100	34.7
	4,236.32	000100	6.4		5,097.56	000100	4.1
	4,250.00	000100	29.8		5,100.00	000100	3.9
	4,266.24	000100	12.5		5,150.00	000100	6.6
	4,274.00	012620	2.8		5,181.00	017400	20.0
	4,300.00	000100	16.1		5,195.00	000100	1.0
	4,307.58	000100	7.9		5,200.00	000100	80.3
	4,334.00	000100	4.4		5,200.00	024500	7.1
	4,373.83	000100	38.0		5,213.94	000100	55.8
	4,400.00	000100	3.0		5,249.52	000100	2.1
	4,400.00	021000	7.6		5,250.00	000100	11.1
	4,416.00	000100	5.5		5,272.08	000100	9.6
	4,450.00	000100	1.1		5,284.00	017800	7.9
	4,490.78	000100	12.5		5,300.00	000100	6.0
	4,495.39	000100	12.2		5,300.00	021500	1.0
	4,500.00	000100	201.4		5,347.48	000100	25.0
	4,500.00	011100	8.9		5,400.00	000100	14.5
	4,500.00	013800	0.9		5,400.00	016300	3.7
	4,500.00	016300	7.1		5,400.00	017400	18.8
	4,500.00	017200	2.1		5,400.00	022700	2.2
	4,500.00	017400	0.5		5,461.33	000100	36.6
	4,500.00	017600	3.4		5,500.00	000100	125.0
	4,500.00	017800	10.6		5,500.00	013800	4.7
	4,500.00	021000	3.6		5,500.00	017200	2.8
	4,500.00	021200	1.2		5,500.00	017500	5.3
	4,500.00	021500	32.9		5,500.00	017600	2.6
	4,500.00	024500	9.9		5,500.00	021000	51.3
	4,500.00	024800	3.7		5,500.00	021500	3.9
	4,500.00	025400	15.5		5,500.00	021600	4.3
	4,500.00	027800	7.7		5,509.00	017400	37.1
	4,513.32	000100	7.6		5,540.00	009100	41.1
	4,533.13	000100	9.8		5,541.67	000100	9.6
	4,550.00	027800	4.6		5,542.91	019300	27.0
	4,562.03	017400	8.0		5,542.91	021000	11.1
	4,600.00	000100	19.5		5,555.00	000100	13.9
	4,600.00	012620	17.8		5,600.00	000100	34.2
	4,600.00	017400	13.1		5,600.00	017600	4.4
	4,600.00	022900	3.2		5,602.34	000100	7.3
	4,610.00	000100	4.0		5,640.43	000100	26.5
	4,611.00	000100	2.6		5,665.00	000100	6.7
	4,658.90	000100	7.8		5,665.00	021200	3.5
	4,700.00	000100	10.2		5,700.00	000100	0.8
	4,750.00	000100	15.8		5,700.00	017400	3.6
	4,750.00	012620	19.0		5,700.46	021200	4.7
	4,750.00	017400	15.2		5,750.00	017800	0.9
	4,750.00	019400	2.9		5,750.00	020600	5.4
	4,750.00	021000	3.4		5,779.32	020800	271.1
	4,750.00	022700	0.8		5,800.00	000100	4.9

TABLE 8: BASE PRICE PAID TO GROWERS FOR GRAPES CRUSHED AND DELIVERED TO CALIFORNIA PROCESSORS FROM THE 2015 CROP WITH BRIX FACTORS AND PURCHASED TONNAGE, BY TYPE, VARIETY, REPORTING DISTRICT WHERE GROWN, AND WEIGHTED AVERAGE BASE PRICE.

District, Type, and Variety	Base Price	Brix	Tons	District, Type, and Variety	Base Price	Brix	Tons
	Per Ton	Factors			Per Ton	Factors	
	Dollars	Code a/			Dollars	Code a/	
DISTRICT 3 (Cont'd)					14,712.76	000100	3.4
Pinot Noir (Cont'd)	5,800.00	021000	2.3		14,719.33	000100	1.6
	5,804.00	000100	17.0		17,876.03	000100	8.5
	5,835.00	000100	4.1	Wtd. Avg. Base & Total Tons	3,526.27		19,062.5
	5,858.00	000100	12.0				
	5,900.00	020800	3.5	Primitivo	1,800.00	000100	16.0
	5,929.11	000100	17.2		2,000.00	000100	30.5
	5,989.94	000100	16.1		2,100.00	000100	3.5
	6,000.00	000100	238.7		2,200.00	000100	6.4
	6,000.00	011100	1.9		2,550.00	000100	1.2
	6,000.00	011800	1.0		2,600.00	000100	3.9
	6,000.00	017400	14.8		2,600.00	024800	1.7
	6,000.00	021000	4.4		2,690.00	000100	6.6
	6,000.00	021200	2.2		2,700.00	000100	6.0
	6,000.00	021600	3.1		2,850.00	000100	2.6
	6,000.00	025400	7.8		3,000.00	000100	10.6
	6,100.00	000100	6.8	Wtd. Avg. Base & Total Tons	2,269.82		89.0
	6,160.00	000100	2.3				
	6,200.00	000100	42.0	Sagrantino	3,500.00	000100	1.1
	6,227.43	017600	12.0	Wtd. Avg. Base & Total Tons	3,500.00		1.1
	6,247.06	000100	5.1				
	6,250.00	000100	4.7	Sangiovese *	1,455.00	000100	13.9
	6,337.02	000100	26.3		1,500.00	021500	1.3
	6,365.00	000100	43.2		1,700.00	000100	1.7
	6,365.40	000100	14.0		1,850.00	000100	18.8
	6,385.69	000100	7.7		1,900.00	017600	1.9
	6,392.62	017600	22.7		2,000.00	000100	29.2
	6,400.00	000100	6.5		2,000.00	027800	3.8
	6,408.32	009500	26.4		2,000.00	029150	2.8
	6,500.00	000100	35.3		2,000.20	000100	20.4
	6,500.00	011100	6.1		2,092.38	013400	9.0
	6,500.00	017500	1.8		2,100.00	024300	1.5
	6,500.00	021600	4.7		2,113.30	000100	6.1
	6,500.00	027120	3.4		2,194.50	000100	10.1
	6,548.75	000100	4.0		2,200.00	013100	4.3
	6,550.00	000100	12.8		2,200.00	013400	3.8
	6,655.82	000100	0.8		2,200.00	017200	0.6
	6,659.91	000100	23.8		2,200.00	017800	0.8
	6,704.00	000100	12.6		2,275.00	025300	1.7
	6,707.00	000100	12.1		2,300.00	000100	7.3
	6,715.64	000100	7.8		2,300.00	017800	4.4
	6,784.06	000100	21.6		2,352.94	000100	20.3
	6,892.00	000100	2.8		2,385.00	000100	4.3
	6,985.58	000100	13.0		2,400.00	000100	9.2
	7,000.00	000100	37.9		2,500.00	000100	2.4
	7,200.00	000100	2.6		2,600.00	000100	6.2
	7,500.00	000100	29.9		2,700.00	000100	3.2
	7,500.00	013800	1.8		2,700.00	021200	2.7
	7,500.00	021000	16.7		2,800.00	000100	13.4
	7,500.00	025400	4.1		3,000.00	000100	3.3
	7,608.00	000100	13.8		3,100.00	000100	12.7
	7,942.47	000100	1.7		3,360.00	000100	6.0
	8,000.00	000100	20.7	Wtd. Avg. Base & Total Tons	2,244.27		227.1
	8,200.70	000100	13.0				
	8,305.00	000100	74.0	Souzao	1,200.00	000100	1.0
	8,562.00	000100	4.6	Wtd. Avg. Base & Total Tons	1,200.00		1.0
	8,814.10	000100	11.2				
	8,965.00	000100	5.8	St Laurent	2,000.00	000100	11.2
	9,450.00	000100	1.8		2,250.00	000100	3.0
	9,520.45	000100	31.5		2,499.42	000100	2.2
	9,710.28	000100	1.1	Wtd. Avg. Base & Total Tons	2,112.73		16.4
	9,810.53	000100	4.8				
	9,835.00	000100	7.3	Syrah *	1,100.00	000100	8.5
	10,000.00	000100	5.0		1,200.00	000100	1.8
	10,267.06	000100	2.5		1,200.00	011700	4.4
	10,554.55	000100	2.2		1,300.00	000100	1.7
	11,900.00	000100	1.5		1,300.00	017200	7.0
	12,300.00	000100	1.9		1,350.00	000100	2.8
	13,260.34	000100	13.9		1,400.00	000100	10.6
	13,758.42	000100	5.1		1,400.00	020800	30.3
	14,450.00	000100	1.0		1,450.00	000100	9.3
	14,645.00	000100	5.6		1,500.00	000100	7.7
	14,683.42	000100	2.1		1,500.00	024800	2.7

TABLE 8: BASE PRICE PAID TO GROWERS FOR GRAPES CRUSHED AND DELIVERED TO CALIFORNIA PROCESSORS FROM THE 2015 CROP WITH BRIX FACTORS AND PURCHASED TONNAGE, BY TYPE, VARIETY, REPORTING DISTRICT WHERE GROWN, AND WEIGHTED AVERAGE BASE PRICE.

District, Type, and Variety	Base Price	Brix	Tons	District, Type, and Variety	Base Price	Brix	Tons
	Per Ton	Factors			Per Ton	Factors	
	Dollars	Code a/			Dollars	Code a/	
DISTRICT 3 (Cont'd)					2,650.00	000100	12.7
Syrah * (Cont'd)	1,528.51	000100	11.9		2,700.00	027800	5.9
	1,550.00	000100	6.8		2,750.00	000100	3.2
	1,600.00	000100	1.9		2,800.00	000100	12.3
	1,600.00	017800	1.8		2,800.00	018000	3.5
	1,700.00	000100	23.3		2,800.00	027800	1.4
	1,725.00	000100	4.4		2,893.00	000100	4.7
	1,733.72	025400	9.6		2,900.00	000100	2.0
	1,764.00	000100	23.1		2,900.00	021000	8.1
	1,792.99	000100	7.7		2,942.73	009535	2.2
	1,798.13	000100	14.4		2,999.30	000100	2.1
	1,798.27	000100	7.8		3,000.00	000100	67.7
	1,800.00	000100	37.3		3,000.00	008100	8.5
	1,800.00	021000	2.2		3,000.00	013600	12.6
	1,850.00	000100	7.2		3,000.00	013800	2.7
	1,900.00	000100	11.1		3,000.00	014400	2.9
	1,925.00	000100	1.9		3,000.00	018000	2.7
	1,941.71	000100	22.8		3,000.00	024500	1.7
	1,994.19	000100	34.1		3,000.00	024600	1.9
	2,000.00	000100	337.7		3,000.00	028100	1.5
	2,000.00	007900	5.6		3,005.92	000100	9.5
	2,000.00	009400	3.2		3,023.64	000100	3.4
	2,050.00	000100	6.5		3,057.02	023400	7.0
	2,100.00	000100	41.4		3,079.00	000100	6.2
	2,100.00	024300	1.0		3,100.00	000100	8.7
	2,117.00	000100	1.1		3,100.31	000100	12.2
	2,142.44	000100	23.4		3,150.00	000100	2.9
	2,190.00	000100	6.5		3,150.00	024500	1.3
	2,200.00	000100	106.1		3,150.00	028000	3.9
	2,200.00	013400	2.9		3,200.00	000100	23.8
	2,200.00	017000	3.2		3,200.00	017800	0.9
	2,200.00	024800	26.8		3,268.13	000100	4.2
	2,250.00	000100	22.7		3,300.00	025300	2.4
	2,250.00	011400	2.3		3,313.30	000100	57.1
	2,250.00	025100	1.8		3,317.96	025100	9.7
	2,250.00	027600	9.9		3,400.00	000100	5.7
	2,275.00	000100	7.4		3,428.36	013600	3.4
	2,300.00	000100	20.1		3,462.26	000100	14.9
	2,300.00	021200	3.6		3,500.00	000100	46.7
	2,300.00	027800	2.5		3,500.00	008100	7.0
	2,314.35	000100	1.4		3,500.00	017600	3.4
	2,314.44	000100	45.5		3,500.00	021000	5.1
	2,315.00	000100	18.7		3,500.00	021800	9.7
	2,323.00	000100	6.8		3,500.00	025100	2.6
	2,323.25	022100	5.0		3,500.00	027800	1.6
	2,325.00	000100	4.4		3,600.00	000100	14.2
	2,326.00	000100	36.4		3,675.00	000100	2.7
	2,326.00	024800	9.7		3,675.00	021000	0.7
	2,326.00	025400	1.6		3,675.00	028100	1.8
	2,326.04	000100	26.0		3,676.00	000100	22.8
	2,347.37	000100	5.4		3,750.00	000100	1.6
	2,350.00	000100	6.3		3,750.00	008100	9.5
	2,350.00	017200	6.0		3,775.00	000100	2.5
	2,400.00	000100	57.7		3,800.00	000100	2.5
	2,430.16	000100	0.9		4,000.00	000100	46.1
	2,448.48	000100	30.0		4,000.00	020600	0.2
	2,450.00	000100	19.4		4,000.00	020800	1.2
	2,475.00	000100	12.9		4,000.00	021000	0.7
	2,499.00	000100	3.2		4,000.00	021200	6.9
	2,500.00	000100	29.1		4,000.00	025100	0.8
	2,500.00	017200	0.8		4,033.76	000100	3.5
	2,500.00	024500	4.8		4,039.00	025400	5.3
	2,500.00	027800	3.1		4,250.00	000100	2.8
	2,523.50	000100	10.9		4,400.00	000100	2.6
	2,545.88	000100	8.5		4,400.00	024500	1.4
	2,550.00	000100	10.9		4,448.37	000100	6.8
	2,558.97	000100	2.8		4,500.00	000100	1.9
	2,560.00	000100	4.8		4,628.75	000100	4.8
	2,600.00	000100	1.3		4,700.00	000100	2.4
	2,625.75	000100	1.8		4,750.39	021200	3.3
	2,640.00	000100	4.0		4,773.08	000100	6.5
	2,640.00	021200	2.3		4,789.31	000100	2.3
	2,640.00	025400	23.6		4,905.57	000100	7.8

TABLE 8: BASE PRICE PAID TO GROWERS FOR GRAPES CRUSHED AND DELIVERED TO CALIFORNIA PROCESSORS FROM THE 2015 CROP WITH BRIX FACTORS AND PURCHASED TONNAGE, BY TYPE, VARIETY, REPORTING DISTRICT WHERE GROWN, AND WEIGHTED AVERAGE BASE PRICE.

District, Type, and Variety	Base Price	Brix	Tons	District, Type, and Variety	Base Price	Brix	Tons
	Per Ton	Factors			Per Ton	Factors	
	Dollars	Code a/			Dollars	Code a/	
DISTRICT 3 (Cont'd)					2,000.00	027600	5.0
Syrah * (Cont'd)	5,000.00	000100	4.1		2,000.00	028000	1.9
	5,203.00	000100	1.1		2,000.00	064440	1.6
	5,350.39	000100	3.3		2,050.00	000100	28.7
	5,500.00	000100	3.3		2,057.86	000100	14.9
	5,985.00	000100	3.0		2,070.00	000100	6.2
	6,589.21	000100	5.6		2,080.80	000100	23.2
	11,573.00	000100	0.3		2,100.00	000100	49.0
Wtd. Avg. Base & Total Tons	2,525.16		1,957.7		2,100.00	013800	14.1
					2,100.00	024500	38.9
Tannat	1,600.00	017800	0.3		2,104.00	000100	8.2
	2,100.00	000100	2.5		2,150.00	000100	19.4
	2,200.00	002200	1.5		2,180.00	000100	10.5
	8,000.00	027800	1.0		2,185.00	000100	6.5
Wtd. Avg. Base & Total Tons	3,213.21		5.3		2,200.00	000100	189.8
					2,200.00	024500	17.2
Tempranillo *	1,900.00	013100	2.0		2,200.00	024800	4.2
	2,000.00	000100	3.6		2,250.00	000100	31.9
	2,200.00	000100	1.4		2,288.88	000100	10.2
	2,250.00	000100	10.6		2,300.00	000100	501.4
	2,304.33	000100	1.7		2,300.00	021200	4.6
	2,404.00	000100	9.4		2,300.00	024300	7.7
Wtd. Avg. Base & Total Tons	2,245.47		28.7		2,300.00	024500	29.5
					2,300.00	024800	11.7
Teroldego	2,200.00	021500	0.7		2,323.00	025100	20.8
Wtd. Avg. Base & Total Tons	2,200.00		0.7		2,325.00	000100	14.1
					2,350.00	000100	199.7
Tinta Cao	1,200.00	000100	1.1		2,350.00	037660	3.8
	4,100.00	000100	3.8		2,370.55	000100	4.2
Wtd. Avg. Base & Total Tons	3,448.98		4.9		2,400.00	000100	343.4
					2,400.00	013600	3.9
Tinta Madeira	1,200.00	000100	1.0		2,400.00	017400	43.2
Wtd. Avg. Base & Total Tons	1,200.00		1.0		2,400.00	017800	9.4
					2,400.00	024800	7.9
Touriga Nacional *	1,200.00	000100	1.0		2,400.00	028100	1.1
Wtd. Avg. Base & Total Tons	1,200.00		1.0		2,425.93	000100	17.2
					2,450.00	000100	150.6
Trousseau *	2,200.00	021500	0.8		2,450.00	017600	4.3
	3,500.00	000100	0.4		2,452.00	000100	46.9
Wtd. Avg. Base & Total Tons	2,633.33		1.2		2,475.00	000100	25.0
					2,492.00	013800	6.2
Zinfandel	100.00	014500	0.5		2,493.98	000100	2.7
	280.00	000100	2.5		2,496.96	000100	17.6
	536.67	000100	5.6		2,499.93	000100	18.1
	700.00	000100	0.6		2,500.00	000100	812.0
	864.00	000100	1.4		2,500.00	011800	8.0
	1,000.00	025400	1.7		2,500.00	013800	3.4
	1,000.00	029200	1.5		2,500.00	017200	2.8
	1,041.00	000100	1.1		2,500.00	017600	3.8
	1,187.50	000100	46.2		2,500.00	017800	3.2
	1,200.00	000100	0.9		2,500.00	019400	1.2
	1,248.00	017400	4.3		2,500.00	024500	8.3
	1,250.00	000100	63.9		2,500.00	025400	12.5
	1,300.00	000100	34.6		2,500.00	028000	8.6
	1,500.00	000100	28.0		2,500.00	037660	1.8
	1,550.00	000100	5.9		2,500.00	067945	18.3
	1,600.00	000100	3.8		2,511.53	000100	35.5
	1,750.00	000100	1.6		2,512.59	000100	38.1
	1,800.00	000100	15.5		2,517.77	000100	2.9
	1,800.00	011400	3.5		2,540.00	000100	15.9
	1,800.00	011700	7.6		2,541.23	000100	16.7
	1,800.00	021800	3.9		2,541.23	060909	1.4
	1,890.00	000100	8.0		2,543.78	000100	223.8
	1,900.00	000100	77.0		2,543.80	025100	1.5
	1,900.00	024500	10.8		2,544.49	000100	23.0
	1,950.00	064440	4.6		2,546.72	000100	169.0
	1,998.06	000100	30.9		2,550.00	000100	338.8
	2,000.00	000100	290.3		2,550.00	024800	7.4
	2,000.00	013400	0.9		2,550.00	064440	13.1
	2,000.00	013600	0.9		2,553.00	000100	34.2
	2,000.00	014500	9.3		2,553.00	024500	8.5
	2,000.00	020800	0.5		2,553.61	000100	131.5
	2,000.00	024500	7.0		2,553.61	017400	36.4

TABLE 8: BASE PRICE PAID TO GROWERS FOR GRAPES CRUSHED AND DELIVERED TO CALIFORNIA PROCESSORS FROM THE 2015 CROP WITH BRIX FACTORS AND PURCHASED TONNAGE, BY TYPE, VARIETY, REPORTING DISTRICT WHERE GROWN, AND WEIGHTED AVERAGE BASE PRICE.

District, Type, and Variety	Base Price	Brix	Tons	District, Type, and Variety	Base Price	Brix	Tons
	Per Ton	Factors			Per Ton	Factors	
	Dollars	Code a/			Dollars	Code a/	
DISTRICT 3 (Cont'd)					3,000.00	037660	2.6
Zinfandel (Cont'd)	2,553.61	017600	3.7		3,049.48	000100	4.1
	2,553.61	022100	8.1		3,060.00	000100	2.0
	2,553.61	024500	35.9		3,064.33	000100	16.9
	2,553.61	028400	1.6		3,100.00	000100	44.6
	2,562.84	000100	36.9		3,129.80	000100	117.8
	2,563.00	000100	12.9		3,135.00	027800	3.8
	2,565.96	000100	29.7		3,150.00	025400	3.7
	2,566.74	000100	2.3		3,150.00	028000	3.4
	2,575.00	000100	20.1		3,158.56	000100	11.4
	2,600.00	000100	114.5		3,176.54	000100	19.9
	2,600.00	019650	5.1		3,192.01	017600	4.2
	2,600.00	024500	90.7		3,200.00	000100	100.3
	2,600.00	024800	5.1		3,200.00	024800	0.9
	2,600.00	064440	17.0		3,225.00	017800	4.7
	2,601.00	000100	7.7		3,250.00	000100	58.5
	2,605.00	000100	25.1		3,264.00	000100	22.4
	2,616.23	000100	56.7		3,268.62	000100	74.9
	2,617.28	000100	67.4		3,273.00	000100	4.0
	2,626.50	000100	48.9		3,300.00	000100	69.5
	2,650.00	000100	44.1		3,300.00	017200	1.1
	2,650.00	025400	10.2		3,329.28	000100	17.2
	2,655.75	000100	2.9		3,350.00	017600	1.5
	2,660.00	000100	16.3		3,350.00	021500	3.2
	2,670.97	000100	52.7		3,362.00	000100	3.2
	2,673.30	000100	32.4		3,400.00	000100	20.5
	2,675.00	000100	42.9		3,400.00	014100	2.6
	2,678.00	000100	22.6		3,475.00	000100	14.0
	2,682.00	000100	2.3		3,497.00	000100	3.7
	2,700.00	000100	166.8		3,500.00	000100	78.4
	2,700.00	017800	3.9		3,500.00	021000	4.5
	2,700.00	024800	5.1		3,500.00	024500	12.5
	2,700.00	025400	44.9		3,500.00	024800	10.3
	2,734.20	000100	7.9		3,500.00	025100	3.8
	2,740.00	000100	11.8		3,500.00	029200	4.7
	2,742.48	000100	37.3		3,504.38	000100	2.8
	2,745.67	000100	26.8		3,600.00	000100	24.4
	2,750.00	000100	74.0		3,624.00	000100	3.1
	2,750.00	021200	3.1		3,650.00	024500	22.9
	2,750.00	024500	16.5		3,650.00	025300	16.1
	2,761.45	000100	124.8		3,656.17	000100	43.6
	2,763.58	000100	1,213.0		3,700.00	000100	16.3
	2,781.00	000100	56.2		3,700.00	025100	6.6
	2,795.35	000100	48.5		3,750.00	000100	8.4
	2,798.16	017600	4.5		3,757.40	000100	3.6
	2,800.00	000100	138.3		3,800.00	000100	46.4
	2,800.00	014100	1.4		3,800.00	021850	1.3
	2,800.00	017400	2.3		3,800.00	024500	3.5
	2,800.00	019650	4.4		3,800.00	025100	3.6
	2,800.00	026500	4.9		3,850.00	000100	11.6
	2,805.00	000100	23.8		3,850.00	021800	2.0
	2,807.39	000100	5.4		3,850.00	024300	2.1
	2,808.97	000100	39.1		3,900.00	025100	4.2
	2,809.00	000100	7.7		4,000.00	000100	131.0
	2,809.08	000100	19.1		4,000.00	024800	8.0
	2,815.14	000100	3.8		4,000.00	025100	0.1
	2,840.00	021200	1.3		4,033.76	000100	41.7
	2,850.00	000100	0.9		4,050.00	025400	7.5
	2,858.88	000100	9.0		4,085.78	000100	6.0
	2,870.74	000100	0.8		4,100.00	000100	1.0
	2,884.00	000100	101.4		4,136.37	000100	33.6
	2,900.00	000100	95.6		4,136.47	000100	34.9
	2,920.48	000100	6.2		4,150.00	000100	13.8
	2,932.00	024500	3.9		4,165.95	000100	11.6
	3,000.00	000100	240.7		4,193.62	000100	4.5
	3,000.00	016300	3.3		4,200.00	000100	77.7
	3,000.00	017500	2.8		4,200.00	024500	5.7
	3,000.00	019650	0.9		4,250.00	000100	4.2
	3,000.00	021000	6.0		4,300.00	000100	65.7
	3,000.00	024500	4.9		4,350.00	024500	12.0
	3,000.00	024800	5.9		4,366.94	000100	22.1
	3,000.00	029200	6.9		4,400.00	000100	22.4
	3,000.00	030940	2.1		4,500.00	000100	9.4

TABLE 8: BASE PRICE PAID TO GROWERS FOR GRAPES CRUSHED AND DELIVERED TO CALIFORNIA PROCESSORS FROM THE 2015 CROP WITH BRIX FACTORS AND PURCHASED TONNAGE, BY TYPE, VARIETY, REPORTING DISTRICT WHERE GROWN, AND WEIGHTED AVERAGE BASE PRICE.

District, Type, and Variety	Base Price	Brix	Tons	District, Type, and Variety	Base Price	Brix	Tons
	Per Ton	Factors			Per Ton	Factors	
	Dollars	Code a/			Dollars	Code a/	
DISTRICT 3 (Cont'd)					1,995.99	007900	218.0
Zinfandel (Cont'd)	4,500.00	024500	1.9		2,000.00	000100	262.8
	4,600.00	024500	11.5		2,000.00	011700	81.1
	4,618.74	000100	8.5		2,000.00	016800	4.0
	4,700.00	024500	6.2		2,033.13	000100	54.8
	4,700.00	025100	8.5		2,074.02	000100	237.1
	4,800.00	000100	5.5		2,100.00	000100	95.4
	4,800.00	013600	5.2		2,100.00	011700	8.8
	4,900.00	027800	10.1		2,100.00	021300	27.6
	5,000.00	000100	14.0		2,121.30	000100	6.1
	5,250.00	000100	10.3		2,150.00	021200	6.7
	5,500.00	000100	5.1		2,167.99	000100	15.7
	5,700.00	000100	5.4		2,200.00	000100	520.5
	6,478.06	000100	4.2		2,215.00	000100	10.1
	10,014.00	000100	0.3		2,215.22	000100	31.1
	15,166.67	013600	5.7		2,250.00	000100	8.6
Wtd. Avg. Base & Total Tons	2,712.65		9.625.1		2,265.56	000100	20.8
					2,300.00	000100	255.3
Other Red b/	2,000.00	000100	2.1		2,300.00	011500	3.6
	2,321.08	000100	5.2		2,300.00	017200	22.8
	2,400.00	017600	0.9		2,316.12	000100	72.7
	2,500.00	000100	24.2		2,317.44	000100	48.3
	2,800.00	000100	12.8		2,340.00	000100	21.8
	2,900.00	000100	10.9		2,350.00	000100	267.8
	3,000.00	000100	9.6		2,350.00	017000	13.0
	3,079.00	000100	5.6		2,350.00	017800	6.4
	3,200.00	000100	14.0		2,350.00	020800	4.7
	3,500.00	000100	2.8		2,350.00	021200	3.8
	3,520.00	024500	1.3		2,362.00	026900	5.0
	3,850.00	000100	68.0		2,378.84	000100	26.1
	4,366.94	000100	4.7		2,385.38	000100	44.0
Wtd. Avg. Base & Total Tons	3,293.79		162.1		2,388.82	000100	122.3
					2,391.65	000100	70.1
DISTRICT 4					2,391.92	000100	121.9
WINE GRAPES (WHITE)					2,391.99	000100	218.7
Albarino	1,950.00	014100	2.9		2,391.99	017400	6.1
	3,200.00	000100	0.4		2,392.00	000100	1.9
	3,213.69	017200	4.7		2,400.00	000100	425.5
	4,800.00	000100	1.4		2,400.00	011400	1.6
Wtd. Avg. Base & Total Tons	3,059.50		9.4		2,400.00	024500	30.1
					2,417.00	000100	21.4
Arneis	3,200.00	000100	0.5		2,432.00	000100	18.3
Wtd. Avg. Base & Total Tons	3,200.00		0.5		2,440.94	021200	36.5
					2,444.00	000100	54.4
Chardonnay *	525.00	000100	26.5		2,450.00	000100	159.7
	1,000.00	000100	6.0		2,450.00	006800	0.7
	1,000.00	024500	12.1		2,450.00	017200	40.6
	1,200.00	007900	31.9		2,469.00	000100	21.0
	1,600.00	000100	21.1		2,488.04	000100	117.8
	1,700.00	000100	10.2		2,489.10	000100	83.7
	1,710.00	007900	68.7		2,491.51	021200	103.6
	1,750.00	007900	10.7		2,492.00	000100	55.6
	1,762.05	007900	93.8		2,495.00	000100	9.9
	1,785.00	000100	24.8		2,499.71	000100	243.5
	1,800.00	000100	8.6		2,500.00	000100	468.5
	1,800.00	007900	847.7		2,500.00	014100	5.0
	1,800.00	011700	23.3		2,500.00	017200	39.4
	1,805.48	007900	235.6		2,500.00	019300	1.3
	1,809.14	007900	15.6		2,500.00	020800	3.4
	1,812.40	007900	24.9		2,500.00	025100	5.0
	1,822.00	007900	81.9		2,500.48	000100	89.2
	1,850.00	007900	226.4		2,511.40	000100	80.3
	1,850.00	011700	24.6		2,512.00	000100	21.1
	1,884.05	007900	232.2		2,517.29	019500	21.9
	1,900.00	000100	4.9		2,517.69	000100	47.0
	1,911.69	007900	178.2		2,530.00	000100	71.2
	1,939.46	007900	27.1		2,535.00	021000	1.0
	1,950.00	000100	113.1		2,540.62	000100	70.1
	1,950.00	021000	18.2		2,550.00	000100	123.4
	1,963.43	007900	44.7		2,550.00	024500	46.3
	1,964.79	007900	173.6		2,552.37	000100	74.8
	1,967.77	007900	23.2		2,552.48	000100	82.6
	1,975.00	000100	0.9		2,600.00	000100	231.7

TABLE 8: BASE PRICE PAID TO GROWERS FOR GRAPES CRUSHED AND DELIVERED TO CALIFORNIA PROCESSORS FROM THE 2015 CROP WITH BRIX FACTORS AND PURCHASED TONNAGE, BY TYPE, VARIETY, REPORTING DISTRICT WHERE GROWN, AND WEIGHTED AVERAGE BASE PRICE.

District, Type, and Variety	Base Price	Brix	Tons	District, Type, and Variety	Base Price	Brix	Tons
	Per Ton	Factors			Per Ton	Factors	
	Dollars	Code a/			Dollars	Code a/	
DISTRICT 4 (Cont'd)					3,441.24	000100	16.3
Chardonnay * (Cont'd)	2,600.00	013600	44.4		3,500.00	000100	290.2
	2,600.00	020800	4.7		3,500.00	013800	5.3
	2,600.00	021000	19.9		3,500.00	021200	5.4
	2,612.80	000100	9.9		3,524.53	000100	5.6
	2,617.98	000100	15.6		3,700.00	000100	17.5
	2,642.44	000100	34.5		3,716.17	000100	33.7
	2,650.00	000100	106.6		3,728.95	000100	16.1
	2,656.00	000100	437.6		3,740.74	070645	23.5
	2,675.00	000100	311.7		3,749.57	000100	13.6
	2,677.00	000100	20.2		3,750.00	000100	1.7
	2,678.00	000100	10.2		3,750.00	024500	2.7
	2,681.00	000100	16.0		3,755.23	000100	17.2
	2,694.25	000100	18.2		3,800.00	000100	15.6
	2,696.77	000100	28.1		3,821.95	000100	59.3
	2,699.00	013600	10.1		3,850.00	000100	11.0
	2,700.00	000100	110.1		3,859.94	000100	354.4
	2,700.00	020800	11.9		3,944.00	000100	0.7
	2,730.00	013600	20.8		3,983.36	000100	20.5
	2,749.17	000100	1.7		4,000.00	000100	62.5
	2,749.63	000100	19.1		4,000.00	013600	5.7
	2,750.00	000100	99.7		4,000.00	017400	5.7
	2,750.00	010700	1.2		4,000.00	024500	4.7
	2,750.00	017200	35.4		4,075.10	000100	12.8
	2,750.53	000100	67.1		4,094.50	000100	18.2
	2,750.58	000100	22.0		4,100.00	000100	5.4
	2,750.58	017600	18.6		4,150.00	000100	17.8
	2,769.19	000100	35.3		4,200.00	000100	9.6
	2,774.72	017600	27.7		4,200.00	025400	3.7
	2,775.59	000100	34.5		4,361.47	000100	7.1
	2,800.00	000100	74.3		4,443.61	000100	4.6
	2,800.00	017200	2.2		4,500.00	000100	62.6
	2,800.00	017800	4.6		4,575.38	000100	14.7
	2,800.00	021200	7.9		4,725.00	017600	3.9
	2,832.00	000100	2.1		4,800.00	013500	4.8
	2,835.00	000100	10.0		4,959.55	000100	29.7
	2,850.00	000100	8.1		4,961.25	000100	10.7
	2,850.00	004200	8.8		4,986.00	000100	7.3
	2,874.70	000100	16.2		5,000.00	000100	16.2
	2,900.00	000100	514.3		5,000.00	017600	11.0
	2,900.00	013600	2.7		5,250.00	000100	4.5
	2,936.00	000100	13.2		5,265.55	000100	7.1
	2,942.15	000100	0.4		5,308.19	000100	10.7
	2,966.00	000100	9.1		5,500.00	017600	3.3
	2,998.85	017200	4.1		5,509.19	000100	10.7
	2,999.65	000100	13.7		5,517.90	000100	7.0
	3,000.00	000100	604.6		5,945.07	000100	31.0
	3,000.00	017200	3.4		5,997.91	000100	21.5
	3,000.64	017400	47.9		6,000.00	000100	38.5
	3,000.64	017600	24.4		6,117.00	000100	15.8
	3,025.75	000100	50.0		7,500.00	021800	27.9
	3,050.00	020800	7.6	Wtd. Avg. Base & Total Tons	2,591.56		13,794.4
	3,090.00	000100	54.3				
	3,100.00	000100	23.6	Chenin Blanc	1,000.00	000100	5.9
	3,107.80	017600	75.5		1,900.00	000100	7.4
	3,121.70	000100	28.9		2,200.00	013600	4.3
	3,124.58	017200	126.8	Wtd. Avg. Base & Total Tons	1,671.59		17.6
	3,125.66	000100	10.6				
	3,125.66	017600	12.3	Fiano	3,375.00	000100	0.3
	3,126.73	000100	100.6	Wtd. Avg. Base & Total Tons	3,375.00		0.3
	3,137.00	000100	3.4				
	3,161.00	017400	6.9	Flora	1,800.00	000100	1.2
	3,200.00	000100	88.4		1,970.95	000100	20.9
	3,200.00	013600	2.0	Wtd. Avg. Base & Total Tons	1,961.67		22.1
	3,245.00	013600	118.1				
	3,250.00	000100	5.8	Grenache Blanc	1,800.00	000100	26.4
	3,270.00	000100	46.6		2,000.00	000100	1.1
	3,296.77	000100	10.3	Wtd. Avg. Base & Total Tons	1,808.00		27.5
	3,300.00	000100	61.6				
	3,330.98	000100	24.7	Gruner Veltliner	1,500.00	000100	4.3
	3,350.00	000100	13.3	Wtd. Avg. Base & Total Tons	1,500.00		4.3
	3,353.18	000100	83.6				
	3,400.00	000100	4.6	Malvasia Bianca	2,800.00	000100	3.2

TABLE 8: BASE PRICE PAID TO GROWERS FOR GRAPES CRUSHED AND DELIVERED TO CALIFORNIA PROCESSORS FROM THE 2015 CROP WITH BRIX FACTORS AND PURCHASED TONNAGE, BY TYPE, VARIETY, REPORTING DISTRICT WHERE GROWN, AND WEIGHTED AVERAGE BASE PRICE.

District, Type, and Variety	Base Price	Brix	Tons	District, Type, and Variety	Base Price	Brix	Tons
	Per Ton	Factors			Per Ton	Factors	
	Dollars	Code a/			Dollars	Code a/	
DISTRICT 4 (Cont'd)					1,650.00	000100	84.7
Malvasia Bianca (Cont'd)					1,700.00	000100	86.2
Wtd. Avg. Base & Total Tons	2,800.00		3.2		1,750.00	000100	62.7
Marsanne	1,600.00	000100	3.4		1,750.00	013600	26.1
	2,000.00	017800	6.6		1,800.00	000100	349.1
	4,000.00	017400	2.1		1,800.00	013600	6.3
	4,120.00	000100	1.8		1,800.00	021000	2.5
	4,200.00	025400	1.5		1,800.00	021800	2.3
Wtd. Avg. Base & Total Tons	2,646.49		15.4		1,800.00	024500	2.0
					1,804.74	027100	45.8
Muscat Blanc *	1,800.00	000100	3.5		1,808.25	000100	13.4
	1,950.00	000100	5.3		1,836.31	027100	55.8
	2,000.00	000100	9.9		1,850.00	000100	7.6
	2,100.00	000100	21.6		1,858.46	000100	15.4
	2,117.07	000100	19.3		1,889.19	014100	46.9
	2,200.00	000100	1.4		1,892.89	000100	15.5
	2,300.00	000100	5.7		1,893.00	000100	102.5
	2,395.89	000100	3.5		1,893.10	000100	128.3
	2,400.00	000100	10.0		1,900.00	000100	231.1
	3,000.00	000100	0.8		1,900.00	013600	156.5
Wtd. Avg. Base & Total Tons	2,143.58		81.0		1,900.00	019100	8.3
					1,909.00	000100	74.4
Picpoul Blanc	1,500.00	000100	1.7		1,909.50	013600	64.0
Wtd. Avg. Base & Total Tons	1,500.00		1.7		1,909.59	000100	52.9
					1,909.59	017000	172.5
Pinot Blanc	1,760.00	000100	9.9		1,909.80	000100	8.7
	1,900.79	000100	13.3		1,910.28	000100	17.5
	2,000.00	000100	9.9		1,910.44	000100	39.0
	2,000.00	014100	0.4		1,912.76	000100	48.8
	2,100.00	009400	1.0		1,920.00	000100	35.3
	2,500.00	000100	2.8		1,925.00	000100	88.1
Wtd. Avg. Base & Total Tons	1,941.14		37.3		1,925.55	000100	23.4
					1,930.00	000100	43.4
Pinot Gris *	1,600.00	000100	9.2		1,930.77	000100	45.6
	1,615.38	007900	51.0		1,946.63	027100	13.2
	1,650.00	007900	53.1		1,950.00	000100	496.7
	1,700.00	000100	1.0		1,953.89	000100	31.9
	1,702.00	000100	7.3		1,954.13	000100	25.5
	1,718.00	000100	2.0		1,957.55	013600	166.3
	2,000.00	021000	0.4		1,975.00	000100	46.9
	2,100.00	000100	29.5		1,975.29	000100	35.9
	2,200.00	017800	5.7		1,987.62	000100	7.1
	2,248.00	000100	3.7		1,993.10	000100	55.2
	2,500.00	000100	2.6		2,000.00	000100	548.5
Wtd. Avg. Base & Total Tons	1,766.69		165.5		2,000.00	013100	32.6
					2,000.00	013400	148.5
Ribolla Gialla *	2,500.00	000100	0.7		2,000.00	016800	6.8
	3,000.00	000100	5.8		2,000.00	017200	11.4
	3,200.00	000100	0.3		2,000.00	017400	27.7
	3,500.00	000100	8.2		2,000.00	027100	0.3
	4,000.00	000100	1.2		2,047.58	000100	3.7
Wtd. Avg. Base & Total Tons	3,309.26		16.2		2,050.00	000100	154.0
					2,050.00	009520	5.4
Roussanne	2,000.00	000100	2.0		2,056.96	000100	5.7
	4,000.00	000100	3.1		2,075.00	000100	64.6
	4,800.00	017200	1.1		2,090.00	000100	3.7
	4,800.00	025400	1.6		2,095.00	000100	3.2
	5,061.89	000100	2.3		2,096.92	000100	15.4
Wtd. Avg. Base & Total Tons	4,059.64		10.1		2,100.00	000100	148.6
					2,100.00	002600	1.9
Sauvignon Blanc	1,000.00	011700	5.9		2,100.00	009400	1.0
	1,000.00	021200	2.9		2,100.00	013600	28.8
	1,168.28	000100	8.0		2,100.00	021000	10.9
	1,200.00	000100	72.6		2,100.78	000100	29.5
	1,200.00	020400	5.4		2,101.31	000100	2.3
	1,336.86	000100	27.3		2,109.00	000100	0.7
	1,477.22	021500	20.1		2,109.56	000100	14.8
	1,500.00	000100	20.3		2,112.00	000100	10.3
	1,525.35	000100	103.0		2,112.41	000100	8.2
	1,600.00	000100	243.1		2,121.00	000100	5.5
	1,609.00	000100	4.1		2,128.00	021000	3.2
	1,609.14	000100	1.6		2,138.00	000100	20.1
	1,622.38	000100	3.0		2,150.00	000100	12.1

TABLE 8: BASE PRICE PAID TO GROWERS FOR GRAPES CRUSHED AND DELIVERED TO CALIFORNIA PROCESSORS FROM THE 2015 CROP WITH BRIX FACTORS AND PURCHASED TONNAGE, BY TYPE, VARIETY, REPORTING DISTRICT WHERE GROWN, AND WEIGHTED AVERAGE BASE PRICE.

District, Type, and Variety	Base Price	Brix	Tons	District, Type, and Variety	Base Price	Brix	Tons
	Per Ton	Factors			Per Ton	Factors	
	Dollars	Code a/			Dollars	Code a/	
DISTRICT 4 (Cont'd)							
Sauvignon Blanc (Cont'd)	2,195.00	000100	3.8	Sauvignon Vert *	2,458.28	000100	2.8
	2,196.27	020800	3.3		2,700.00	000100	5.8
	2,196.58	000100	3.6		2,905.24	000100	1.8
	2,196.70	000100	22.0	Wtd. Avg. Base & Total Tons	2,670.44		10.4
	2,196.82	000100	1.0				
	2,200.00	000100	221.5	Semillon	615.38	000100	2.6
	2,200.00	002600	13.7		1,800.00	000100	4.4
	2,200.00	013600	92.1		1,877.58	027100	16.7
	2,200.00	015900	1.3		1,900.00	000100	7.8
	2,200.00	017600	4.1		2,000.00	000100	26.5
	2,210.12	000100	34.2		2,020.00	000100	8.5
	2,237.00	000100	25.0		2,050.00	000100	5.8
	2,240.00	000100	44.7		2,074.87	000100	9.9
	2,250.00	000100	91.6		2,100.00	000100	12.1
	2,261.00	000100	2.8		2,100.00	009400	2.2
	2,271.72	013400	24.6		2,150.00	000100	6.6
	2,280.00	000100	20.3		2,200.00	000100	36.4
	2,292.34	000100	17.8		2,200.00	006840	2.1
	2,295.00	000100	3.7		2,250.00	000100	4.6
	2,300.00	000100	127.5		2,300.00	000100	44.7
	2,300.00	013600	23.0		2,407.00	000100	3.2
	2,300.00	017200	1.3		2,414.67	000100	4.5
	2,300.00	027100	113.5		2,417.18	000100	2.1
	2,350.00	000100	15.1		2,470.00	013600	5.5
	2,400.00	000100	24.9		2,500.00	000100	13.4
	2,400.00	019100	5.1		2,550.00	000100	4.7
	2,418.60	000100	9.0		2,600.00	000100	4.0
	2,420.00	000100	31.6		2,643.30	000100	1.0
	2,436.00	000100	4.2		2,650.00	000100	3.2
	2,450.00	000100	32.1		2,812.16	000100	1.9
	2,459.00	000100	218.8		2,831.00	000100	4.1
	2,470.00	013600	31.5		2,900.00	000100	6.1
	2,483.09	000100	57.1		2,942.68	000100	4.0
	2,500.00	000100	100.2		3,000.00	000100	22.5
	2,525.00	000100	12.5		3,200.00	000100	1.9
	2,568.16	000100	4.6		3,201.30	000100	22.0
	2,600.00	000100	23.0		3,256.76	000100	2.1
	2,608.78	000100	2.5		3,397.91	000100	19.7
	2,622.11	000100	12.2		3,528.00	000100	2.8
	2,656.00	000100	11.5	Wtd. Avg. Base & Total Tons	2,436.45		319.6
	2,666.95	000100	10.0				
	2,750.00	000100	13.7	Tocai Friulano	2,500.00	000100	5.3
	2,755.00	000100	5.2		3,200.00	000100	0.5
	2,800.00	000100	4.1		5,500.00	000100	0.2
	2,812.16	017400	6.4	Wtd. Avg. Base & Total Tons	2,658.33		6.0
	2,850.00	000100	3.1				
	2,900.00	000100	6.1	Verdelho	2,050.00	000100	0.3
	3,000.00	000100	24.5	Wtd. Avg. Base & Total Tons	2,050.00		0.3
	3,000.00	017400	3.0				
	3,000.00	031535	0.4	Vermentino *	1,800.00	000100	3.0
	3,150.00	000100	6.2		1,950.00	014100	2.8
	3,477.00	000100	3.2		3,200.00	000100	0.4
	3,500.00	000100	6.2	Wtd. Avg. Base & Total Tons	1,958.06		6.2
	3,650.00	031535	2.4				
	4,000.00	000100	10.5	Viognier	900.00	000100	1.5
	4,400.00	017400	5.4		1,000.00	000100	5.2
	5,000.00	000100	4.3		1,100.00	024500	3.3
Wtd. Avg. Base & Total Tons	2,011.87		6,495.0		1,900.00	000100	1.6
					2,000.00	000100	2.1
Sauvignon Musque	1,500.00	000100	15.3		2,050.00	000100	2.0
	1,600.00	000100	18.9		2,358.00	000100	2.3
	1,850.00	000100	0.5		2,400.00	000100	10.8
	1,900.00	000100	9.9		2,800.00	000100	9.4
	2,000.00	000100	4.0		2,800.00	021000	0.4
	2,050.00	000100	27.3		2,895.19	000100	16.5
	2,100.02	000100	3.9		3,000.00	000100	13.8
	2,200.00	000100	5.8		3,000.59	000100	0.6
	2,408.57	000100	5.7		3,000.59	023400	1.2
	2,470.00	013600	10.4		3,004.03	019500	2.3
	2,500.00	000100	3.4		3,016.59	000100	4.6
	2,812.16	000100	2.2		3,250.00	024500	7.8
Wtd. Avg. Base & Total Tons	1,975.24		107.3		3,300.65	021200	67.8

TABLE 8: BASE PRICE PAID TO GROWERS FOR GRAPES CRUSHED AND DELIVERED TO CALIFORNIA PROCESSORS FROM THE 2015 CROP WITH BRIX FACTORS AND PURCHASED TONNAGE, BY TYPE, VARIETY, REPORTING DISTRICT WHERE GROWN, AND WEIGHTED AVERAGE BASE PRICE.

District, Type, and Variety	Base Price	Brix	Tons	District, Type, and Variety	Base Price	Brix	Tons
	Per Ton	Factors			Per Ton	Factors	
	Dollars	Code a/			Dollars	Code a/	
DISTRICT 4 (Cont'd)					4,300.00	023100	2.3
Viognier (Cont'd)	3,350.00	000100	17.4		4,368.00	000100	19.3
	3,429.18	000100	2.3		4,400.00	000100	18.8
	3,800.00	019600	1.5		4,473.20	000100	11.1
	4,000.00	000100	1.3		4,500.00	000100	21.4
	4,200.00	025400	2.1		4,500.00	017600	8.7
	4,300.00	000100	1.2		4,550.00	000100	3.1
	4,326.00	000100	2.7		4,587.72	021500	12.1
	4,455.78	000100	1.4		4,600.00	000100	5.1
	4,800.00	021000	0.8		4,675.00	000100	1.0
Wtd. Avg. Base & Total Tons	3,032.14		183.9		4,770.00	000100	7.8
					4,800.00	000100	24.5
White Riesling *	1,500.00	000100	6.1		4,873.00	000100	6.7
	2,000.00	000100	3.4		4,900.00	017400	8.6
	2,300.00	000100	3.2		4,950.00	021500	0.5
	2,500.00	019100	1.2		4,961.25	000100	4.2
	2,600.00	008300	1.4		4,990.00	029125	1.1
	2,656.00	000100	86.7		5,000.00	000100	25.3
	2,700.00	013400	1.0		5,000.00	017400	5.8
	2,853.00	011500	4.7		5,000.00	017600	1.6
	3,114.15	000100	3.8		5,000.00	021600	3.3
	3,600.00	000100	7.6		5,018.07	000100	1.1
Wtd. Avg. Base & Total Tons	2,649.27		119.1		5,040.00	014100	1.6
					5,050.00	025100	4.6
Other White b/	1,200.00	020400	0.4		5,067.74	025100	2.4
	2,400.00	009400	0.6		5,200.00	000100	19.1
	2,500.00	000100	0.3		5,200.00	019600	1.1
	3,200.00	000100	0.9		5,250.00	000100	14.8
	6,500.00	000100	0.4		5,319.95	000100	8.2
Wtd. Avg. Base & Total Tons	3,134.62		2.6		5,400.00	000100	7.5
					5,463.65	000100	2.0
WINE GRAPES (RED)					5,500.00	000100	25.3
Aglianico	3,780.00	000100	2.3		5,563.68	000100	4.3
Wtd. Avg. Base & Total Tons	3,780.00		2.3		5,569.49	000100	18.6
					5,635.00	000100	2.4
Aleatico	4,000.00	000100	0.1		5,665.28	000100	25.3
Wtd. Avg. Base & Total Tons	4,000.00		0.1		5,675.00	000100	2.0
					5,687.36	000100	30.3
Alicante Bouschet *	2,400.00	025100	0.1		5,687.36	024500	2.5
Wtd. Avg. Base & Total Tons	2,400.00		0.1		5,700.00	000100	34.1
					5,716.81	000100	7.8
Barbera	2,750.00	000100	19.2		5,717.00	000100	2.6
	2,800.00	000100	0.8		5,718.00	000100	2.1
	3,400.00	025100	0.9		5,718.27	000100	0.6
	5,500.00	000100	3.1		5,734.15	000100	8.1
Wtd. Avg. Base & Total Tons	3,131.25		24.0		5,734.20	000100	15.1
					5,749.18	025100	2.1
Cabernet Franc	600.00	000100	1.0		5,750.00	000100	16.1
	800.00	000100	0.8		5,800.00	000100	5.3
	1,200.00	024500	103.7		5,800.00	017400	21.8
	1,438.00	000100	0.2		5,950.00	024800	0.1
	1,500.00	000100	4.6		6,000.00	000100	30.8
	1,850.00	000100	1.6		6,029.00	000100	61.8
	1,900.00	017000	11.5		6,037.50	000100	6.6
	2,000.00	000100	14.4		6,086.00	000100	2.8
	2,000.00	024500	0.4		6,100.00	000100	7.7
	2,300.00	000100	1.0		6,165.63	000100	0.5
	2,500.00	000100	11.1		6,166.00	000100	2.3
	2,600.00	000100	1.7		6,200.00	000100	15.8
	2,744.07	000100	0.3		6,233.00	000100	0.5
	2,800.00	000100	2.4		6,286.00	000100	6.5
	3,000.00	000100	6.2		6,288.49	000100	10.4
	3,500.00	000100	1.2		6,500.00	000100	35.6
	3,500.00	021200	6.1		6,500.00	021000	3.0
	3,600.00	020400	2.9		6,500.00	025100	1.5
	3,700.00	026900	2.4		6,500.00	027800	3.5
	3,750.00	000100	10.4		6,521.00	000100	3.7
	3,800.00	000100	4.1		6,700.00	000100	18.1
	4,000.00	000100	47.1		6,760.00	000100	15.1
	4,000.00	017200	1.9		6,795.00	000100	6.2
	4,002.79	000100	9.7		6,798.34	000100	4.9
	4,200.00	000100	0.7		6,800.00	002600	1.1
	4,294.00	000100	9.0		6,800.00	024800	4.0

TABLE 8: BASE PRICE PAID TO GROWERS FOR GRAPES CRUSHED AND DELIVERED TO CALIFORNIA PROCESSORS FROM THE 2015 CROP WITH BRIX FACTORS AND PURCHASED TONNAGE, BY TYPE, VARIETY, REPORTING DISTRICT WHERE GROWN, AND WEIGHTED AVERAGE BASE PRICE.

District, Type, and Variety	Base Price	Brix	Tons	District, Type, and Variety	Base Price	Brix	Tons
	Per Ton	Factors			Per Ton	Factors	
	Dollars	Code a/			Dollars	Code a/	
DISTRICT 4 (Cont'd)					22,565.00	025300	2.7
Cabernet Franc (Cont'd)	6,853.00	000100	16.0		26,200.00	025430	1.6
	6,860.00	000100	5.0		28,875.00	027800	0.7
	6,867.31	000100	8.5		30,248.00	025300	3.6
	6,880.98	000100	6.0	Wtd. Avg. Base & Total Tons	6,064.64		1,373.1
	6,885.00	000100	7.1				
	6,922.60	000100	2.2	Cabernet Sauvignon	250.00	026800	1.2
	7,000.00	000100	28.4		600.00	000100	10.0
	7,000.00	017400	4.3		640.00	000100	16.3
	7,000.00	021500	6.0		800.00	000100	13.1
	7,000.00	025100	4.6		987.50	000100	3.3
	7,000.00	025400	4.2		1,000.00	017800	1.5
	7,032.00	000100	4.6		1,200.00	000100	18.7
	7,044.00	000100	16.3		1,500.00	000100	0.5
	7,082.00	000100	2.3		1,524.41	000100	35.1
	7,168.69	000100	15.5		1,750.00	000100	172.2
	7,200.00	000100	2.1		1,758.00	000100	32.3
	7,200.00	002200	2.2		1,900.00	000100	211.6
	7,200.00	023100	2.3		2,000.00	000100	8.1
	7,231.63	000100	14.6		2,000.00	011700	1.8
	7,365.00	017400	10.6		2,000.00	025100	5.3
	7,431.00	000100	1.0		2,200.00	000100	2.5
	7,454.40	025400	1.0		2,400.00	000100	147.6
	7,500.00	000100	10.5		2,400.00	021000	0.3
	7,541.00	000100	3.1		2,500.00	000100	125.1
	7,600.00	000100	3.0		2,516.24	000100	180.7
	7,605.30	021000	4.1		2,600.00	000100	4.0
	7,700.00	000100	2.3		2,615.30	000100	23.7
	7,719.66	000100	1.5		2,652.25	000100	27.4
	7,736.30	000100	5.8		2,670.00	000100	49.0
	7,750.00	000100	3.4		2,700.00	013800	0.5
	7,800.00	000100	1.8		2,734.18	000100	5.2
	7,898.42	000100	1.1		2,800.00	000100	139.8
	7,956.75	021200	3.0		2,822.13	000100	16.2
	8,000.00	000100	14.5		2,822.33	000100	19.6
	8,100.00	000100	2.0		2,853.06	000100	8.5
	8,112.00	017400	5.9		2,859.00	000100	22.9
	8,126.00	000100	9.6		2,873.64	000100	6.7
	8,149.00	000100	7.0		2,950.00	000100	131.6
	8,250.00	000100	1.6		3,000.00	000100	77.5
	8,300.00	000100	1.5		3,000.00	024800	3.9
	8,347.82	000100	3.5		3,009.00	025300	0.5
	8,489.69	000100	26.8		3,100.00	000100	88.2
	8,500.00	000100	5.3		3,120.00	011804	2.8
	8,500.00	014500	1.0		3,182.70	000100	33.5
	8,529.00	000100	13.8		3,194.52	000100	2.2
	8,542.00	000100	2.7		3,200.00	000100	12.4
	8,577.00	000100	0.6		3,200.00	024500	41.9
	8,577.00	029050	1.6		3,300.00	000100	3.8
	8,650.00	000100	1.4		3,400.00	000100	50.8
	9,500.00	000100	0.8		3,400.00	024500	7.2
	9,608.18	023400	2.3		3,400.00	026900	3.9
	10,000.00	000100	10.2		3,500.00	000100	54.5
	10,352.00	000100	3.8		3,500.00	021200	16.7
	10,500.00	000100	4.9		3,500.00	024500	1.6
	10,692.90	000100	2.2		3,500.00	025100	0.6
	11,500.00	000100	1.2		3,583.13	000100	65.1
	11,746.00	000100	10.0		3,600.00	000100	21.8
	11,750.00	000100	0.5		3,646.52	000100	59.9
	12,000.00	000100	5.6		3,699.85	000100	12.4
	14,024.04	000100	3.8		3,700.00	000100	6.1
	14,889.71	000100	5.4		3,700.00	013600	2.2
	15,000.00	000100	9.6		3,750.00	000100	113.7
	16,600.00	000100	0.7		3,753.00	000100	9.6
	16,785.71	000100	1.7		3,766.00	000100	8.0
	17,500.00	000100	1.3		3,800.00	000100	8.3
	17,812.50	025430	0.6		3,800.00	011700	27.3
	18,349.00	000100	3.6		3,850.00	000100	69.3
	18,614.30	000100	0.7		3,850.18	000100	25.4
	20,000.00	000100	3.1		4,000.00	000100	210.0
	21,875.00	000100	3.5		4,000.00	017200	6.3
	22,000.00	025430	1.5		4,000.00	020400	17.3
	22,000.00	025450	4.3		4,000.00	021100	4.0

TABLE 8: BASE PRICE PAID TO GROWERS FOR GRAPES CRUSHED AND DELIVERED TO CALIFORNIA PROCESSORS FROM THE 2015 CROP WITH BRIX FACTORS AND PURCHASED TONNAGE, BY TYPE, VARIETY, REPORTING DISTRICT WHERE GROWN, AND WEIGHTED AVERAGE BASE PRICE.

District, Type, and Variety	Base Price	Brix	Tons	District, Type, and Variety	Base Price	Brix	Tons
	Per Ton	Factors			Per Ton	Factors	
	Dollars	Code a/			Dollars	Code a/	
DISTRICT 4 (Cont'd)					5,150.00	000100	53.1
Cabernet Sauvignon (Cont'd)	4,000.00	021500	3.0		5,176.00	000100	6.2
	4,000.00	024800	5.3		5,200.00	000100	112.4
	4,057.93	000100	349.3		5,200.00	023400	3.2
	4,100.00	000100	60.8		5,200.00	025100	84.9
	4,200.00	000100	169.7		5,209.31	000100	42.7
	4,225.47	000100	21.4		5,250.00	000100	37.5
	4,250.00	000100	4.3		5,253.00	000100	239.6
	4,288.00	000100	0.2		5,283.90	000100	32.0
	4,309.20	000100	39.4		5,300.00	000100	166.4
	4,350.00	024800	60.1		5,313.00	000100	37.1
	4,375.00	000100	150.1		5,314.65	000100	25.6
	4,400.00	000100	116.5		5,315.50	025100	2.4
	4,400.00	025100	101.3		5,317.95	000100	460.2
	4,400.00	025300	4.5		5,355.00	000100	73.7
	4,410.00	000100	210.8		5,381.00	000100	17.0
	4,450.00	000100	10.2		5,383.56	019300	15.5
	4,464.72	017600	24.9		5,396.46	000100	6.1
	4,500.00	000100	1,240.0		5,400.00	000100	365.5
	4,500.00	013800	9.2		5,400.00	013600	29.0
	4,500.00	017000	6.3		5,400.00	025100	13.0
	4,500.00	017600	35.7		5,410.00	000100	19.1
	4,500.00	021200	1.8		5,422.00	000100	9.7
	4,500.00	025100	233.7		5,425.00	017600	1.3
	4,500.00	026900	13.8		5,460.00	000100	35.6
	4,500.00	067200	2.8		5,470.00	000100	121.0
	4,514.74	000100	33.9		5,473.00	000100	16.6
	4,600.00	000100	96.6		5,473.94	000100	3.5
	4,600.00	002600	21.2		5,474.00	000100	11.9
	4,635.00	000100	8.4		5,475.00	000100	12.3
	4,654.93	000100	30.4		5,475.10	021000	19.6
	4,660.00	000100	59.3		5,493.00	000100	17.0
	4,668.82	000100	92.0		5,495.52	000100	8.8
	4,670.01	000100	22.9		5,500.00	000100	1,208.0
	4,700.00	000100	291.7		5,500.00	003100	1.1
	4,700.00	017800	15.9		5,500.00	021500	23.9
	4,700.00	025100	64.7		5,500.00	021600	4.6
	4,701.00	000100	6.2		5,500.00	023600	4.9
	4,750.00	000100	64.0		5,500.00	027800	1.3
	4,770.00	000100	140.5		5,500.00	064530	20.4
	4,784.00	000100	73.0		5,510.00	000100	7.3
	4,800.00	000100	523.9		5,512.50	000100	4.0
	4,815.72	000100	68.9		5,525.00	000100	43.0
	4,873.00	000100	105.7		5,539.00	000100	7.2
	4,880.00	000100	48.5		5,542.00	000100	24.5
	4,880.14	000100	77.8		5,546.81	000100	57.5
	4,900.00	000100	138.0		5,555.84	000100	201.6
	4,900.00	024800	3.3		5,574.00	000100	1.7
	4,935.00	000100	84.2		5,592.43	000100	21.0
	4,951.00	000100	33.0		5,600.00	000100	75.9
	4,953.79	000100	46.6		5,600.00	003100	4.1
	4,960.62	000100	34.4		5,600.00	017200	8.4
	5,000.00	000100	1,285.0		5,600.00	023400	41.1
	5,000.00	003100	0.5		5,622.75	000100	11.5
	5,000.00	017400	3.2		5,623.00	000100	7.7
	5,000.00	020800	14.4		5,623.81	000100	51.2
	5,000.00	024500	14.0		5,650.00	000100	219.2
	5,000.00	024800	8.8		5,654.47	000100	263.8
	5,000.00	025100	16.1		5,658.44	000100	25.2
	5,000.00	025300	1.4		5,669.50	000100	5.8
	5,000.00	027800	0.7		5,700.00	000100	308.2
	5,031.83	000100	15.9		5,700.00	024800	3.5
	5,032.00	025100	37.3		5,707.78	021500	73.5
	5,040.88	000100	10.6		5,727.00	002200	31.3
	5,050.00	025100	17.0		5,748.00	000100	18.7
	5,060.00	000100	45.4		5,760.00	000100	12.6
	5,098.00	000100	4.5		5,768.77	000100	108.3
	5,100.00	000100	43.0		5,775.00	000100	311.7
	5,100.00	020800	17.5		5,788.13	023100	25.6
	5,100.00	067200	7.5		5,800.00	000100	282.3
	5,125.00	000100	17.0		5,800.00	023400	22.8
	5,130.00	000100	17.2		5,800.00	024500	5.1
	5,132.00	000100	31.4		5,800.00	028000	2.2

TABLE 8: BASE PRICE PAID TO GROWERS FOR GRAPES CRUSHED AND DELIVERED TO CALIFORNIA PROCESSORS FROM THE 2015 CROP WITH BRIX FACTORS AND PURCHASED TONNAGE, BY TYPE, VARIETY, REPORTING DISTRICT WHERE GROWN, AND WEIGHTED AVERAGE BASE PRICE.

District, Type, and Variety	Base Price	Brix	Tons	District, Type, and Variety	Base Price	Brix	Tons
	Per Ton	Factors			Per Ton	Factors	
	Dollars	Code a/			Dollars	Code a/	
DISTRICT 4 (Cont'd)					6,106.50	000100	6.8
Cabernet Sauvignon (Cont'd)	5,815.41	000100	2.6		6,124.00	000100	6.0
	5,818.94	000100	18.1		6,125.85	000100	20.8
	5,825.00	000100	5.9		6,127.82	024500	3.8
	5,825.45	000100	13.6		6,130.69	023400	48.3
	5,826.23	000100	2.1		6,133.27	000100	6.2
	5,836.00	000100	131.2		6,150.00	023400	11.9
	5,836.00	025100	61.2		6,160.29	000100	32.1
	5,836.02	000100	299.5		6,162.61	000100	6.8
	5,836.02	017600	10.3		6,174.00	023400	33.8
	5,836.02	025100	38.7		6,182.00	000100	6.1
	5,838.00	000100	4.5		6,200.00	000100	136.0
	5,838.75	000100	327.8		6,200.00	021100	1.9
	5,838.75	017400	1.7		6,200.00	023400	40.1
	5,838.75	021500	53.3		6,200.14	000100	53.0
	5,838.75	024500	17.0		6,219.53	025100	34.6
	5,840.00	000100	20.1		6,222.30	000100	10.5
	5,850.00	000100	7.4		6,223.00	000100	74.9
	5,850.00	023400	27.3		6,235.00	000100	1.2
	5,865.30	000100	5.9		6,250.00	000100	25.4
	5,878.75	021850	2.1		6,262.20	000100	7.8
	5,880.00	000100	108.7		6,284.25	000100	8.1
	5,885.00	017900	0.9		6,289.00	000100	11.1
	5,894.38	000100	41.9		6,295.00	000100	11.2
	5,900.00	000100	52.7		6,300.00	000100	31.6
	5,900.00	023400	22.9		6,300.00	021100	1.1
	5,900.00	024500	18.8		6,314.00	000100	8.7
	5,900.00	025100	1.0		6,314.19	000100	3.7
	5,916.00	000100	12.3		6,324.94	000100	7.9
	5,919.00	000100	11.2		6,363.00	000100	7.7
	5,919.00	029125	12.9		6,365.40	000100	51.7
	5,919.80	000100	139.6		6,366.47	000100	44.7
	5,919.80	017900	0.4		6,366.94	000100	12.3
	5,920.00	000100	70.1		6,396.50	000100	7.8
	5,920.00	020800	19.9		6,397.00	000100	7.6
	5,922.30	000100	5.0		6,400.00	000100	26.1
	5,923.00	000100	32.8		6,400.00	023400	42.2
	5,923.36	000100	173.1		6,409.00	000100	75.4
	5,923.63	000100	0.2		6,419.62	000100	75.7
	5,924.00	000100	14.4		6,420.00	000100	45.2
	5,925.00	000100	32.7		6,420.60	000100	2.3
	5,925.85	000100	683.5		6,422.63	023400	117.6
	5,925.85	020800	48.9		6,457.93	000100	3.6
	5,926.00	000100	10.2		6,497.86	000100	32.4
	5,927.00	000100	40.8		6,499.00	000100	7.2
	5,930.00	000100	12.6		6,500.00	000100	589.5
	5,950.00	000100	117.0		6,500.00	019600	2.5
	5,950.00	024800	1.0		6,500.00	021000	14.0
	5,950.00	025100	1.7		6,500.00	021200	3.9
	5,952.00	000100	6.6		6,500.00	021500	25.1
	5,953.89	000100	623.9		6,500.00	024500	8.7
	5,959.80	000100	7.9		6,500.00	025100	26.2
	5,970.00	025100	28.4		6,500.00	025400	3.3
	6,000.00	000100	1,276.4		6,500.00	027600	1.2
	6,000.00	001900	1.2		6,500.00	027800	11.1
	6,000.00	013800	5.5		6,511.78	000100	172.7
	6,000.00	020800	14.0		6,511.78	011500	5.2
	6,000.00	021000	2.7		6,512.00	000100	2.6
	6,000.00	023100	6.7		6,515.00	025100	2.3
	6,000.00	024500	3.4		6,515.70	000100	48.4
	6,000.00	024800	1.7		6,519.48	000100	3.1
	6,000.00	025100	71.0		6,528.00	000100	1.6
	6,000.00	027600	2.7		6,531.20	000100	6.9
	6,000.00	028000	5.6		6,543.00	000100	58.0
	6,000.00	064440	28.1		6,550.00	000100	12.3
	6,032.00	000100	14.6		6,550.00	064440	3.0
	6,036.02	000100	8.1		6,563.00	004270	1.3
	6,050.00	023400	9.7		6,568.59	023400	21.2
	6,067.47	000100	36.5		6,571.00	000100	18.0
	6,075.00	000100	38.9		6,573.91	000100	12.7
	6,090.00	000100	12.6		6,577.94	000100	15.9
	6,091.69	000100	15.8		6,600.00	000100	57.1
	6,100.00	000100	163.2		6,600.00	025100	7.1

TABLE 8: BASE PRICE PAID TO GROWERS FOR GRAPES CRUSHED AND DELIVERED TO CALIFORNIA PROCESSORS FROM THE 2015 CROP WITH BRIX FACTORS AND PURCHASED TONNAGE, BY TYPE, VARIETY, REPORTING DISTRICT WHERE GROWN, AND WEIGHTED AVERAGE BASE PRICE.

District, Type, and Variety	Base Price	Brix	Tons	District, Type, and Variety	Base Price	Brix	Tons
	Per Ton	Factors			Per Ton	Factors	
	Dollars	Code a/			Dollars	Code a/	
DISTRICT 4 (Cont'd)					7,250.00	000100	172.0
Cabernet Sauvignon (Cont'd)	6,615.00	000100	17.4		7,266.58	000100	10.4
	6,615.00	023400	5.9		7,269.26	000100	8.2
	6,643.00	021500	4.8		7,270.89	000100	1.1
	6,646.08	070645	561.3		7,295.00	000100	18.5
	6,702.78	000100	3.7		7,295.00	017200	20.2
	6,710.00	000100	4.7		7,295.03	000100	25.3
	6,711.42	000100	65.7		7,298.00	025100	5.3
	6,714.56	000100	50.4		7,298.44	002200	8.9
	6,714.56	018900	37.2		7,300.00	000100	28.2
	6,743.00	025100	9.9		7,306.52	000100	39.4
	6,750.00	021000	25.0		7,330.00	000100	3.6
	6,800.00	000100	114.4		7,346.33	017900	35.2
	6,800.25	000100	11.5		7,350.00	000100	6.8
	6,808.00	017900	5.8		7,350.00	013800	11.6
	6,811.86	000100	6.7		7,361.57	000100	5.4
	6,812.00	000100	8.7		7,377.00	000100	7.5
	6,825.31	025100	4.4		7,377.68	000100	12.9
	6,853.00	000100	107.6		7,399.00	000100	16.3
	6,853.98	000100	10.3		7,402.88	017900	114.3
	6,853.98	027100	64.0		7,404.00	000100	5.4
	6,853.98	027800	7.0		7,404.20	021000	16.4
	6,854.10	025400	2.2		7,408.00	000100	271.5
	6,866.25	000100	2.4		7,413.06	000100	10.2
	6,869.00	024800	2.8		7,413.74	000100	33.5
	6,871.13	028100	5.1		7,426.00	000100	1.7
	6,900.00	000100	5.7		7,448.82	023400	2.5
	6,902.61	000100	6.9		7,500.00	000100	251.6
	6,945.75	023400	10.4		7,500.00	003100	1.6
	6,946.00	000100	7.3		7,500.00	017600	1.5
	6,948.00	000100	7.3		7,500.00	024500	3.1
	6,950.00	025100	21.7		7,500.00	024800	10.5
	6,981.80	000100	4.9		7,500.00	025400	8.4
	6,992.50	000100	17.2		7,500.00	025430	10.2
	6,994.00	000100	2.2		7,500.00	028200	5.2
	7,000.00	000100	322.6		7,500.00	029200	4.3
	7,000.00	020800	0.8		7,531.99	000100	22.9
	7,000.00	021200	8.8		7,541.00	000100	67.7
	7,000.00	021600	10.0		7,570.42	000100	9.7
	7,000.00	023400	9.9		7,571.20	000100	7.2
	7,000.00	024800	4.1		7,575.00	000100	1.4
	7,000.00	025400	3.9		7,576.00	025100	1.9
	7,003.22	000100	78.1		7,580.00	028000	6.0
	7,006.50	000100	97.7		7,586.83	000100	24.8
	7,038.55	000100	3.4		7,587.00	000100	18.5
	7,050.00	000100	8.1		7,588.65	000100	2.3
	7,090.79	000100	12.6		7,590.00	000100	9.3
	7,097.61	000100	4.2		7,595.00	000100	25.8
	7,100.00	000100	13.1		7,600.00	000100	6.4
	7,102.56	000100	5.2		7,646.15	000100	9.8
	7,104.00	000100	24.6		7,649.09	000100	49.1
	7,105.20	025100	7.6		7,656.74	000100	8.4
	7,106.76	017900	58.0		7,678.24	027100	39.6
	7,108.00	000100	4.4		7,680.00	000100	1.2
	7,108.00	025100	10.6		7,683.00	000100	4.4
	7,108.03	000100	37.4		7,687.00	000100	1.6
	7,111.02	000100	20.6		7,687.40	000100	7.0
	7,116.00	000100	64.6		7,695.00	000100	6.3
	7,116.54	000100	2.3		7,700.00	000100	38.0
	7,124.00	000100	4.0		7,700.37	000100	12.3
	7,150.00	000100	8.3		7,703.61	000100	12.4
	7,170.28	000100	26.0		7,703.61	025400	5.7
	7,200.00	000100	178.6		7,704.73	000100	23.7
	7,200.00	002200	8.0		7,717.50	000100	17.0
	7,200.00	014100	1.0		7,718.00	021200	5.5
	7,200.00	023100	42.1		7,725.00	021200	4.1
	7,200.00	024800	7.3		7,733.23	000100	20.9
	7,200.00	029050	0.9		7,739.02	000100	8.6
	7,210.00	025100	3.7		7,740.99	000100	64.5
	7,210.00	026805	1.1		7,750.00	000100	5.6
	7,218.00	000100	16.7		7,750.00	017400	15.4
	7,226.28	000100	11.2		7,761.81	000100	21.7
	7,245.00	000100	12.5		7,762.86	000100	16.9

TABLE 8: BASE PRICE PAID TO GROWERS FOR GRAPES CRUSHED AND DELIVERED TO CALIFORNIA PROCESSORS FROM THE 2015 CROP WITH BRIX FACTORS AND PURCHASED TONNAGE, BY TYPE, VARIETY, REPORTING DISTRICT WHERE GROWN, AND WEIGHTED AVERAGE BASE PRICE.

District, Type, and Variety	Base Price	Brix	Tons	District, Type, and Variety	Base Price	Brix	Tons
	Per Ton	Factors			Per Ton	Factors	
	Dollars	Code a/			Dollars	Code a/	
DISTRICT 4 (Cont'd)					8,542.50	030050	2.4
Cabernet Sauvignon (Cont'd)	7,777.71	000100	24.2		8,547.91	000100	5.3
	7,780.00	000100	8.5		8,562.77	027800	3.3
	7,800.00	000100	32.7		8,568.00	000100	8.4
	7,800.00	020400	3.7		8,587.00	024800	4.5
	7,875.00	000100	4.9		8,600.00	000100	4.9
	7,875.00	017900	14.4		8,637.20	000100	4.0
	7,875.00	021600	3.6		8,646.72	000100	18.0
	7,878.07	017600	91.2		8,668.00	000100	4.9
	7,878.07	021000	66.4		8,682.19	000100	16.7
	7,878.63	000100	4.1		8,700.00	000100	11.0
	7,882.31	000100	7.6		8,747.89	000100	5.3
	7,900.00	000100	37.8		8,800.00	000100	14.2
	7,911.48	000100	3.8		8,820.00	021800	16.6
	7,932.00	000100	37.2		8,850.00	000100	3.1
	7,936.00	000100	14.3		8,876.52	025100	8.4
	7,940.64	000100	31.1		8,884.00	021800	12.3
	7,972.55	000100	1.3		8,885.00	000100	26.9
	7,996.54	000100	6.8		8,885.04	000100	21.8
	7,996.54	021000	54.3		8,888.00	025400	3.9
	8,000.00	000100	387.5		8,888.78	000100	12.9
	8,000.00	003100	7.3		8,900.00	000100	3.6
	8,000.00	017900	9.1		8,900.00	025150	8.0
	8,000.00	021000	1.7		8,925.00	000100	3.2
	8,000.00	025400	3.9		8,960.00	000100	4.0
	8,000.00	027100	76.7		8,998.57	000100	6.8
	8,000.00	027800	1.0		9,000.00	000100	78.8
	8,000.00	060930	14.0		9,000.00	021200	4.2
	8,000.00	070601	3.6		9,000.00	023100	9.7
	8,006.11	000100	3.0		9,000.00	024800	4.1
	8,032.00	021500	5.0		9,000.00	067987	8.6
	8,042.90	000100	5.8		9,000.00	068006	5.7
	8,050.00	000100	21.2		9,000.00	070601	3.3
	8,088.79	000100	22.4		9,025.09	000100	5.8
	8,094.57	023400	7.1		9,031.49	000100	9.8
	8,100.00	000100	6.5		9,085.03	000100	189.3
	8,118.41	000100	24.9		9,100.00	000100	12.0
	8,155.57	000100	3.1		9,128.00	000100	9.9
	8,170.43	000100	4.6		9,190.50	023400	8.0
	8,174.25	000100	25.4		9,200.00	000100	4.3
	8,184.00	000100	6.6		9,200.00	025100	15.7
	8,187.13	021000	8.6		9,243.10	000100	30.1
	8,192.00	027100	4.6		9,246.83	000100	8.2
	8,200.00	000100	19.7		9,250.00	000100	40.9
	8,210.00	021600	6.4		9,259.26	000100	1.9
	8,210.91	021600	2.7		9,261.00	000100	8.1
	8,211.41	000100	17.9		9,292.00	025300	35.2
	8,230.00	000100	2.6		9,319.55	000100	44.2
	8,240.00	000100	9.4		9,334.87	017600	1.6
	8,250.00	000100	21.8		9,350.00	000100	2.6
	8,250.00	025100	0.5		9,450.00	000100	9.9
	8,263.65	000100	21.8		9,450.00	030050	4.1
	8,269.00	000100	2.4		9,490.00	000100	2.5
	8,275.00	020800	2.6		9,493.70	000100	20.3
	8,287.72	000100	6.6		9,500.00	000100	249.2
	8,300.00	028100	1.0		9,500.00	002300	10.4
	8,350.00	014400	14.6		9,500.00	021800	4.1
	8,384.20	021000	26.2		9,559.00	000100	7.5
	8,396.00	000100	13.0		9,579.50	000100	22.2
	8,400.00	000100	9.0		9,615.00	000100	3.1
	8,413.62	000100	7.4		9,839.81	000100	12.6
	8,450.00	000100	10.2		9,922.50	000100	6.5
	8,466.19	064604	48.6		9,944.00	000100	13.0
	8,500.00	000100	131.0		9,996.68	000100	2.9
	8,500.00	002600	2.8		10,000.00	000100	211.3
	8,500.00	014500	13.6		10,000.00	017400	2.8
	8,500.00	021000	2.5		10,000.00	017800	4.4
	8,500.00	021800	9.8		10,000.00	021800	3.0
	8,500.00	024500	3.6		10,000.00	023400	31.4
	8,500.00	025100	2.1		10,000.00	024500	2.9
	8,500.00	025430	7.2		10,000.00	027800	6.0
	8,500.00	030050	6.1		10,000.00	030050	5.1
	8,542.00	000100	30.2		10,001.31	000100	7.9

TABLE 8: BASE PRICE PAID TO GROWERS FOR GRAPES CRUSHED AND DELIVERED TO CALIFORNIA PROCESSORS FROM THE 2015 CROP WITH BRIX FACTORS AND PURCHASED TONNAGE, BY TYPE, VARIETY, REPORTING DISTRICT WHERE GROWN, AND WEIGHTED AVERAGE BASE PRICE.

District, Type, and Variety	Base Price	Brix	Tons	District, Type, and Variety	Base Price	Brix	Tons
	Per Ton	Factors			Per Ton	Factors	
	Dollars	Code a/			Dollars	Code a/	
DISTRICT 4 (Cont'd)					21,216.83	000100	24.4
Cabernet Sauvignon (Cont'd)	10,200.00	025400	5.7		22,000.00	025430	15.8
	10,300.00	000100	5.8		22,000.00	025450	64.2
	10,315.58	000100	2.5		22,255.00	000100	2.4
	10,338.00	000100	13.6		22,492.67	000100	1.5
	10,352.00	000100	13.2		23,029.09	000100	10.0
	10,359.65	000100	2.4		23,033.00	000100	1.4
	10,364.03	023500	19.2		23,243.24	000100	12.2
	10,365.00	000100	19.0		23,934.43	000100	3.1
	10,370.24	000100	14.3		24,204.75	000100	10.9
	10,370.24	025400	15.3		24,750.00	000100	7.9
	10,380.40	000100	4.0		25,000.00	000100	7.5
	10,398.67	023400	7.2		25,000.00	025300	5.6
	10,400.00	000100	8.6		26,200.00	025430	9.0
	10,408.00	017000	7.4		26,500.00	000100	12.2
	10,500.00	000100	20.2		26,662.72	000100	16.9
	10,500.00	030050	3.9		27,750.00	000100	5.5
	10,609.00	000100	4.9		28,009.36	000100	13.9
	11,000.00	000100	16.2		28,149.00	025300	7.5
	11,078.48	000100	186.8		28,463.00	025300	1.1
	11,091.00	000100	5.9		28,875.00	000100	1.3
	11,160.00	000100	4.9		29,318.00	025430	0.9
	11,200.00	000100	4.7		30,625.00	000100	26.1
	11,435.41	000100	69.2		32,375.00	000100	2.5
	11,500.00	000100	21.7		36,828.06	000100	4.2
	11,704.59	000100	2.5		42,500.00	000100	10.9
	11,746.00	000100	2.0		47,837.00	000100	2.2
	12,000.00	000100	52.9		48,000.00	000100	7.4
	12,000.00	027800	1.0	Wtd. Avg. Base & Total Tons	6,284.53		30,944.0
	12,307.00	000100	3.3				
	12,471.32	000100	9.3	Carignane	1,500.00	000100	8.3
	12,500.00	000100	47.4		2,500.00	000100	2.1
	12,500.00	025100	14.5		3,124.13	021300	3.5
	12,500.00	025475	3.5		3,200.00	000100	2.4
	12,500.00	028100	4.1	Wtd. Avg. Base & Total Tons	2,227.88		16.3
	12,500.00	064440	3.1				
	12,710.00	000100	2.5	Carmenere	3,000.00	000100	0.8
	12,735.22	021000	37.1		4,200.00	000100	0.1
	12,843.00	000100	3.1	Wtd. Avg. Base & Total Tons	3,133.33		0.9
	12,893.09	000100	3.0				
	13,000.00	000100	56.1	Charbono	2,000.00	000100	18.1
	13,149.71	002300	12.7		2,100.00	011700	5.8
	13,200.00	021500	24.2		2,500.00	000100	16.4
	13,287.00	000100	4.4		2,500.00	002200	1.5
	13,316.05	000100	1.4		2,683.00	000100	3.2
	13,698.00	000100	2.9		2,700.00	000100	0.2
	13,911.00	000100	14.7		2,727.79	000100	4.3
	14,000.00	000100	6.8		3,000.00	014100	1.7
	14,024.04	000100	34.0		3,036.66	000100	3.6
	14,257.98	000100	2.6		3,400.00	000100	12.8
	14,585.64	000100	1.8		3,500.00	000100	21.9
	14,736.06	000100	13.2		3,500.00	024500	1.9
	15,000.00	000100	58.9		3,600.00	000100	2.0
	15,000.00	021850	2.8		3,850.00	000100	2.5
	15,145.96	000100	103.1		4,801.36	000100	7.1
	16,027.19	000100	13.7	Wtd. Avg. Base & Total Tons	2,987.88		103.0
	16,421.40	000100	11.5				
	16,634.00	000100	1.0	Cinsaut *	4,014.07	000100	2.3
	16,650.00	000100	3.9	Wtd. Avg. Base & Total Tons	4,014.07		2.3
	17,154.00	000100	26.6				
	17,340.00	000100	3.6	Counoise	1,380.00	000100	0.3
	17,500.00	000100	102.9	Wtd. Avg. Base & Total Tons	1,380.00		0.3
	17,500.00	025100	2.5				
	17,500.00	027800	2.8	Dolcetto	1,500.00	000100	5.4
	18,000.00	025430	3.9		1,700.00	000100	2.0
	18,254.45	000100	5.0		1,873.97	000100	6.5
	19,000.00	000100	3.8	Wtd. Avg. Base & Total Tons	1,703.66		13.9
	19,630.31	000100	5.4				
	19,935.00	000100	12.0	Gamay (Napa) *	1,500.00	000100	20.1
	19,941.00	000100	10.0		1,750.00	000100	12.6
	20,000.00	000100	7.5		1,875.00	000100	3.0
	20,625.00	025400	4.7		2,701.36	000100	7.1
	20,909.99	000100	6.9	Wtd. Avg. Base & Total Tons	1,799.17		42.8

TABLE 8: BASE PRICE PAID TO GROWERS FOR GRAPES CRUSHED AND DELIVERED TO CALIFORNIA PROCESSORS FROM THE 2015 CROP WITH BRIX FACTORS AND PURCHASED TONNAGE, BY TYPE, VARIETY, REPORTING DISTRICT WHERE GROWN, AND WEIGHTED AVERAGE BASE PRICE.

District, Type, and Variety	Base Price	Brix	Tons	District, Type, and Variety	Base Price	Brix	Tons
	Per Ton	Factors			Per Ton	Factors	
	Dollars	Code a/			Dollars	Code a/	
DISTRICT 4 (Cont'd)					4,712.28	023400	7.6
					4,770.00	000100	56.1
Gamay Noir Au Jus Blanc	2,500.00	000100	1.9		4,847.07	000100	1.8
Wtd. Avg. Base & Total Tons	2,500.00		1.9		4,864.00	000100	15.9
					4,873.00	000100	19.8
Grenache *	2,200.00	000100	2.6		4,900.00	000100	5.9
	2,500.00	000100	4.9		4,978.18	000100	4.4
	2,750.00	000100	15.3		5,000.00	000100	7.9
	2,900.00	000100	2.0		5,025.06	000100	6.2
	3,000.00	013600	2.1		5,029.40	019400	5.0
	3,500.00	000100	3.7		5,207.94	000100	9.6
	3,600.00	000100	6.3		5,321.72	017200	12.6
	3,700.00	025430	3.0		5,366.55	000100	0.9
	3,800.00	000100	3.3		5,400.00	000100	2.9
	3,929.77	000100	21.0		5,440.72	025100	0.6
	3,985.00	027800	2.7		5,462.14	000100	1.8
	3,985.81	000100	6.2		5,486.62	000100	3.0
	4,000.00	000100	4.9		5,500.00	000100	2.0
	4,000.00	028100	2.3		5,500.00	021800	2.1
	4,100.00	000100	9.1		5,500.00	023100	11.7
	4,500.00	000100	6.3		5,500.00	070459	2.0
	4,500.00	025100	11.4		5,657.00	000100	7.4
	4,600.00	000100	12.4		5,657.03	017200	2.9
	5,613.84	070645	13.9		5,660.80	021500	13.0
	6,328.32	028100	0.9		5,720.00	028100	2.4
Wtd. Avg. Base & Total Tons	3,990.61		134.3		5,760.97	000100	10.1
					5,800.00	000100	5.0
Lagrein	4,500.00	000100	9.9		5,831.45	000100	1.2
	5,000.00	000100	2.1		5,887.23	025400	0.7
	5,500.00	025100	0.8		5,920.00	000100	1.2
Wtd. Avg. Base & Total Tons	4,644.53		12.8		5,925.00	000100	0.4
					5,925.85	020800	7.9
Malbec	1,850.00	000100	1.4		6,000.00	000100	29.0
	2,500.00	000100	3.2		6,000.00	025100	1.0
	3,000.00	000100	2.7		6,300.00	000100	10.0
	3,500.00	000100	16.6		6,335.87	017200	5.4
	3,500.00	017600	1.1		6,500.00	000100	10.2
	3,500.00	017800	3.5		6,600.00	000100	0.7
	3,500.00	021200	4.1		6,679.55	000100	3.7
	3,500.00	021500	1.5		6,800.00	024800	7.3
	3,600.00	000100	0.8		7,000.00	000100	6.5
	3,619.00	000100	10.2		7,000.00	025400	3.0
	3,830.81	000100	3.6		7,226.28	000100	0.9
	3,850.00	000100	3.7		7,541.00	000100	4.2
	3,883.00	000100	15.5		8,000.00	000100	10.7
	3,990.00	000100	2.4		8,500.00	000100	0.9
	4,000.00	000100	40.1		8,574.00	000100	13.8
	4,000.00	022900	5.0		11,703.79	000100	0.5
	4,016.00	000100	4.0		20,240.00	025300	1.5
	4,100.00	000100	11.2	Wtd. Avg. Base & Total Tons	4,986.84		681.7
	4,100.00	014100	1.2				
	4,106.00	000100	2.5	Mataro *	1,380.00	000100	1.7
	4,150.00	000100	34.6		2,500.00	000100	2.7
	4,200.00	000100	0.6		2,750.00	000100	14.2
	4,300.00	014100	5.6		2,816.14	000100	0.8
	4,326.40	000100	3.4		2,900.00	000100	1.7
	4,400.00	000100	4.4		3,300.00	000100	2.8
	4,500.00	000100	52.0		3,675.26	020400	2.6
	4,500.00	022700	2.9		4,000.00	028100	0.3
	4,500.00	023400	12.2	Wtd. Avg. Base & Total Tons	2,810.62		26.8
	4,500.00	028000	3.6				
	4,507.00	017400	4.6	Merlot	800.00	000100	2.2
	4,525.00	000100	4.6		800.00	020400	0.5
	4,525.62	000100	3.5		950.00	000100	22.4
	4,555.66	000100	9.4		1,200.00	000100	19.6
	4,566.30	000100	3.3		1,250.00	000100	14.5
	4,568.24	000100	6.5		1,375.00	000100	1.1
	4,568.24	021500	2.0		1,400.00	000100	4.8
	4,572.18	000100	20.2		1,438.00	000100	0.2
	4,572.18	023400	5.4		1,500.00	000100	2.2
	4,600.00	000100	9.8		1,585.50	000100	19.3
	4,600.00	021500	11.8		1,600.00	011700	3.3
	4,605.95	000100	5.7		1,659.25	000100	24.6

TABLE 8: BASE PRICE PAID TO GROWERS FOR GRAPES CRUSHED AND DELIVERED TO CALIFORNIA PROCESSORS FROM THE 2015 CROP WITH BRIX FACTORS AND PURCHASED TONNAGE, BY TYPE, VARIETY, REPORTING DISTRICT WHERE GROWN, AND WEIGHTED AVERAGE BASE PRICE.

District, Type, and Variety	Base Price	Brix	Tons	District, Type, and Variety	Base Price	Brix	Tons
	Per Ton	Factors			Per Ton	Factors	
	Dollars	Code a/			Dollars	Code a/	
DISTRICT 4 (Cont'd)					2,972.00	000100	3.4
Merlot (Cont'd)	1,700.00	000100	91.9		2,976.00	000100	5.2
	1,745.00	000100	162.0		2,976.20	000100	22.2
	1,752.78	000100	60.0		2,977.00	000100	28.2
	1,777.00	000100	29.9		2,977.06	000100	4.5
	1,800.00	000100	177.3		2,978.00	000100	11.1
	1,800.00	024500	54.2		2,978.22	000100	82.2
	1,850.00	000100	23.7		2,978.22	019000	33.4
	1,935.09	000100	4.0		2,978.22	020800	82.9
	2,000.00	000100	5.7		2,978.27	020800	10.0
	2,000.00	017200	5.6		2,980.00	021500	54.1
	2,000.00	020800	11.0		2,983.37	000100	8.6
	2,000.00	021200	11.3		3,000.00	000100	446.9
	2,000.00	024800	20.9		3,000.00	002200	1.9
	2,100.00	011700	28.7		3,000.00	002600	0.5
	2,200.00	000100	113.9		3,000.00	011804	0.5
	2,200.00	025100	97.6		3,000.00	014100	8.5
	2,250.00	000100	22.3		3,000.00	017600	37.7
	2,300.00	000100	15.0		3,000.00	017800	5.2
	2,300.00	020800	32.1		3,000.00	020800	16.9
	2,300.00	025100	45.3		3,000.00	021000	4.3
	2,333.86	014100	169.7		3,000.00	023400	53.7
	2,338.52	000100	104.8		3,000.00	025100	1.5
	2,400.00	000100	6.1		3,000.00	025300	2.3
	2,415.00	002600	3.2		3,003.13	000100	10.0
	2,450.00	000100	102.3		3,047.68	000100	0.6
	2,500.00	000100	261.9		3,048.00	000100	11.1
	2,500.00	020800	15.7		3,062.47	000100	78.8
	2,500.00	029300	0.7		3,069.61	000100	328.4
	2,530.50	000100	2.0		3,077.00	000100	33.2
	2,600.00	000100	323.0		3,083.09	021000	7.6
	2,625.00	000100	64.0		3,085.04	027100	8.9
	2,650.00	000100	11.7		3,087.00	000100	78.1
	2,652.00	000100	30.3		3,100.00	000100	387.9
	2,675.00	000100	25.6		3,150.00	000100	18.3
	2,685.68	017600	27.7		3,186.93	000100	12.9
	2,686.00	000100	1.7		3,200.00	000100	41.7
	2,700.00	000100	260.3		3,203.00	000100	16.6
	2,715.90	000100	14.7		3,226.00	000100	4.0
	2,743.00	000100	30.0		3,247.77	000100	5.1
	2,750.00	000100	160.3		3,250.00	000100	17.0
	2,771.00	021300	79.6		3,267.00	023400	29.4
	2,785.50	025100	3.2		3,276.04	000100	5.1
	2,800.00	000100	175.4		3,290.00	023100	8.0
	2,800.00	021100	1.3		3,300.00	000100	70.4
	2,800.00	023400	134.5		3,300.00	011500	7.6
	2,800.00	026900	3.0		3,300.00	017200	16.6
	2,801.36	002200	41.8		3,300.00	027100	11.1
	2,811.39	000100	128.3		3,333.33	000100	0.3
	2,822.40	000100	14.5		3,342.50	000100	14.6
	2,822.47	000100	21.0		3,344.00	000100	5.4
	2,833.95	000100	16.5		3,344.03	023400	21.7
	2,848.41	000100	55.0		3,350.00	000100	4.2
	2,864.43	000100	43.4		3,364.63	000100	108.2
	2,865.98	000100	37.8		3,375.00	000100	8.2
	2,869.00	000100	54.3		3,400.00	000100	41.6
	2,890.00	000100	11.1		3,410.42	000100	46.6
	2,899.62	000100	7.7		3,424.95	000100	5.9
	2,900.00	000100	112.8		3,425.00	000100	131.5
	2,900.00	011700	26.2		3,465.00	000100	10.8
	2,900.00	020800	8.3		3,472.88	025100	6.7
	2,900.00	021500	8.5		3,495.00	025100	16.8
	2,906.53	000100	27.0		3,499.02	025300	2.1
	2,907.00	000100	12.9		3,500.00	000100	296.0
	2,907.85	000100	18.2		3,500.00	021200	6.3
	2,907.85	017400	4.4		3,500.00	024800	20.6
	2,907.85	020800	196.3		3,500.00	025100	7.1
	2,907.85	021500	9.1		3,500.00	027800	2.7
	2,915.00	000100	13.6		3,572.00	000100	34.9
	2,916.00	000100	24.9		3,572.83	000100	12.2
	2,949.82	025100	53.8		3,573.86	000100	87.5
	2,950.00	000100	5.2		3,600.00	000100	36.2
	2,968.00	000100	6.6		3,600.00	017200	13.0

TABLE 8: BASE PRICE PAID TO GROWERS FOR GRAPES CRUSHED AND DELIVERED TO CALIFORNIA PROCESSORS FROM THE 2015 CROP WITH BRIX FACTORS AND PURCHASED TONNAGE, BY TYPE, VARIETY, REPORTING DISTRICT WHERE GROWN, AND WEIGHTED AVERAGE BASE PRICE.

District, Type, and Variety	Base Price	Brix	Tons	District, Type, and Variety	Base Price	Brix	Tons
	Per Ton	Factors			Per Ton	Factors	
	Dollars	Code a/			Dollars	Code a/	
DISTRICT 4 (Cont'd)					5,000.00	017400	5.0
Merlot (Cont'd)	3,600.00	021600	6.4		5,000.00	021500	6.9
	3,603.65	000100	29.7		5,030.00	000100	18.7
	3,605.00	000100	3.9		5,115.00	000100	4.0
	3,633.00	000100	20.8		5,115.00	017400	11.2
	3,675.00	023100	16.6		5,140.00	000100	2.2
	3,712.00	000100	27.1		5,164.00	000100	3.8
	3,721.33	017200	19.9		5,174.85	021500	25.8
	3,721.70	000100	25.9		5,200.00	000100	12.4
	3,721.70	017400	28.6		5,200.00	002200	5.8
	3,724.15	000100	3.1		5,213.00	000100	1.2
	3,741.40	000100	14.0		5,220.85	000100	10.8
	3,745.00	000100	1.6		5,245.09	000100	7.4
	3,748.50	000100	5.1		5,460.00	000100	5.2
	3,750.00	000100	21.1		5,500.00	000100	34.2
	3,752.56	000100	30.2		5,500.00	017400	1.9
	3,797.23	000100	22.9		5,500.00	028100	3.4
	3,800.00	023100	8.3		5,501.00	000100	14.5
	3,824.54	000100	10.4		5,600.00	000100	3.2
	3,850.00	017200	5.8		5,694.00	017400	6.1
	3,870.18	017200	41.2		5,742.98	000100	3.8
	3,871.69	000100	15.1		5,750.00	000100	2.7
	3,871.69	024500	41.1		5,809.54	000100	1.2
	3,871.69	025400	3.1		5,830.00	000100	2.6
	3,876.00	000100	1.4		6,300.00	000100	3.0
	3,916.36	000100	7.1		6,462.00	030050	4.0
	3,959.49	000100	5.0		6,495.48	000100	30.8
	3,959.49	017600	12.5		6,500.00	000100	2.0
	3,966.93	000100	5.2		6,505.18	000100	26.3
	4,000.00	000100	153.0		6,701.00	000100	60.4
	4,000.00	017400	2.0		6,842.98	017200	7.5
	4,000.00	019600	2.6		7,120.00	000100	2.0
	4,016.19	000100	7.1		7,500.00	000100	3.9
	4,021.00	000100	79.6		7,750.00	017400	0.9
	4,036.08	000100	30.0		8,679.84	000100	10.1
	4,048.00	000100	3.5		9,870.00	000100	2.5
	4,050.00	000100	34.4		10,000.00	000100	3.8
	4,050.00	060931	12.0		11,091.00	000100	1.7
	4,074.00	017600	8.5		12,500.00	000100	0.6
	4,112.00	000100	3.3		14,024.04	000100	1.0
	4,113.41	000100	8.3		18,349.00	000100	1.9
	4,197.65	017200	4.1		20,048.00	025300	4.6
	4,200.00	000100	47.6		21,321.37	000100	2.9
	4,200.00	017400	6.9		22,712.55	000100	2.5
	4,200.00	021500	32.7		23,759.95	000100	6.3
	4,239.00	000100	11.0		55,422.00	025300	1.5
	4,244.00	024500	9.4	Wtd. Avg. Base & Total Tons	3,134.64		8,685.9
	4,250.00	000100	1.0				
	4,300.00	000100	3.0	Meunier *	1,200.00	000100	3.0
	4,397.00	000100	5.4		1,787.47	007900	34.2
	4,400.00	017400	8.6		1,804.64	007900	99.5
	4,435.20	000100	5.6		1,993.84	007900	28.2
	4,494.40	000100	2.0		2,000.00	000100	8.0
	4,500.00	000100	68.9	Wtd. Avg. Base & Total Tons	1,830.65		172.9
	4,500.00	017400	10.0				
	4,500.00	021500	6.2	Montepulciano	2,000.00	000100	2.1
	4,631.00	000100	1.9	Wtd. Avg. Base & Total Tons	2,000.00		2.1
	4,672.00	025100	1.8				
	4,725.00	000100	6.7	Nebbiolo	2,496.30	000100	1.9
	4,749.06	023400	2.8		2,971.06	000100	3.2
	4,750.00	000100	6.4	Wtd. Avg. Base & Total Tons	2,794.19		5.1
	4,750.00	025100	1.9				
	4,786.32	000100	11.7	Petit Verdot	1,200.00	020400	0.3
	4,793.00	000100	5.7		1,200.00	024500	3.9
	4,795.77	000100	2.4		1,500.00	000100	0.9
	4,800.00	000100	13.2		1,600.00	000100	0.4
	4,800.00	025400	1.6		2,100.00	011700	6.6
	4,800.00	028100	9.6		2,324.49	000100	6.7
	4,822.94	000100	5.2		2,500.00	000100	2.0
	4,850.00	000100	4.3		2,500.00	013600	2.2
	4,916.25	000100	10.6		3,047.60	000100	69.0
	4,950.00	024500	0.9		3,285.00	000100	5.4
	5,000.00	000100	51.0		3,396.00	000100	9.3

TABLE 8: BASE PRICE PAID TO GROWERS FOR GRAPES CRUSHED AND DELIVERED TO CALIFORNIA PROCESSORS FROM THE 2015 CROP WITH BRIX FACTORS AND PURCHASED TONNAGE, BY TYPE, VARIETY, REPORTING DISTRICT WHERE GROWN, AND WEIGHTED AVERAGE BASE PRICE.

District, Type, and Variety	Base Price	Brix	Tons	District, Type, and Variety	Base Price	Brix	Tons
	Per Ton	Factors			Per Ton	Factors	
	Dollars	Code a/			Dollars	Code a/	
DISTRICT 4 (Cont'd)					6,250.00	000100	0.6
Petit Verdot (Cont'd)	3,500.00	017800	3.2		6,270.72	024500	11.8
	3,600.00	000100	0.5		6,288.00	000100	3.0
	3,600.00	021000	2.0		6,332.00	000100	6.0
	4,000.00	000100	6.9		6,375.00	000100	0.6
	4,168.00	000100	2.4		6,390.00	027100	0.9
	4,196.00	000100	38.3		6,415.00	025100	0.2
	4,200.00	000100	19.1		6,419.00	000100	11.3
	4,400.00	000100	13.3		6,500.00	000100	8.1
	4,500.00	000100	67.0		6,507.94	025100	0.5
	4,500.00	023400	7.7		6,511.61	000100	8.7
	4,674.20	000100	3.3		6,515.32	000100	4.4
	4,700.00	000100	6.5		6,538.00	000100	3.2
	4,768.58	000100	4.5		6,561.82	000100	1.6
	4,769.00	000100	6.6		6,600.00	000100	0.9
	4,770.00	000100	41.0		6,613.00	000100	5.7
	4,773.00	000100	16.2		6,750.00	000100	4.9
	4,800.00	000100	8.4		6,786.79	000100	3.1
	4,819.43	000100	0.3		6,800.00	024800	4.5
	4,850.00	000100	4.9		6,800.00	028100	2.4
	4,900.00	000100	0.4		6,816.00	000100	10.1
	4,950.00	021500	1.6		6,816.00	021500	17.0
	5,000.00	000100	22.3		6,834.00	000100	24.0
	5,000.00	024500	1.4		6,853.00	000100	13.3
	5,000.00	025100	4.4		7,000.00	000100	15.1
	5,000.00	027800	2.9		7,040.00	000100	4.5
	5,100.00	000100	4.8		7,088.60	000100	1.9
	5,100.00	014100	0.8		7,088.64	025400	1.0
	5,100.00	027600	1.1		7,108.00	000100	0.1
	5,112.00	000100	2.0		7,150.00	000100	0.9
	5,118.00	000100	0.7		7,200.00	000100	0.9
	5,191.00	000100	6.9		7,200.00	025400	4.2
	5,196.42	000100	8.4		7,226.28	000100	1.7
	5,200.00	000100	6.4		7,250.00	000100	1.0
	5,200.00	002600	0.8		7,271.02	000100	2.0
	5,205.50	000100	3.3		7,272.80	000100	3.6
	5,275.00	000100	4.0		7,380.36	000100	0.3
	5,293.44	021500	4.4		7,500.00	000100	2.1
	5,300.00	000100	16.0		7,500.00	025430	1.4
	5,400.00	000100	14.6		7,500.00	027100	1.2
	5,400.00	021800	2.0		7,500.00	029300	1.1
	5,410.00	000100	13.9		7,541.00	000100	1.2
	5,429.43	000100	4.5		7,567.72	000100	2.2
	5,449.41	000100	9.0		7,571.20	000100	1.8
	5,449.41	017600	2.6		7,750.00	017400	1.8
	5,450.00	000100	14.5		7,915.57	000100	2.3
	5,466.00	000100	0.3		8,000.00	000100	8.2
	5,466.93	000100	0.6		8,250.00	000100	2.1
	5,468.18	000100	17.8		8,290.00	000100	2.2
	5,476.00	000100	4.6		8,500.00	000100	0.8
	5,499.00	000100	0.5		9,000.00	000100	3.0
	5,500.00	000100	13.9		9,000.00	023100	6.2
	5,500.00	021800	1.1		9,781.54	000100	6.0
	5,600.00	000100	4.9		9,922.50	000100	4.5
	5,600.00	023400	10.3		10,000.00	000100	2.9
	5,742.56	000100	47.0		11,057.11	000100	20.2
	5,750.00	000100	2.5		11,091.00	000100	0.6
	5,800.00	000100	6.7		11,200.00	000100	0.4
	5,900.00	000100	1.8		11,362.66	000100	1.6
	5,923.36	000100	1.4		11,500.00	000100	1.6
	5,925.00	000100	0.1		12,000.00	000100	4.7
	5,925.85	000100	3.6		12,000.00	025100	0.2
	5,972.37	021000	3.4		12,500.00	000100	0.4
	5,994.35	000100	4.8		15,803.32	000100	2.0
	5,994.35	024500	11.5		17,800.00	000100	1.8
	6,000.00	000100	35.9		18,019.31	000100	0.4
	6,000.00	017400	2.8		18,349.00	000100	2.9
	6,013.62	000100	1.8		19,127.00	025300	1.6
	6,015.00	000100	2.4		19,952.00	000100	3.6
	6,041.61	000100	2.8		22,000.00	025430	0.6
	6,045.00	029125	0.8		22,000.00	025450	1.7
	6,062.00	000100	6.1		24,094.00	025430	1.3
	6,100.00	000100	2.0		29,569.38	000100	2.1

TABLE 8: BASE PRICE PAID TO GROWERS FOR GRAPES CRUSHED AND DELIVERED TO CALIFORNIA PROCESSORS FROM THE 2015 CROP WITH BRIX FACTORS AND PURCHASED TONNAGE, BY TYPE, VARIETY, REPORTING DISTRICT WHERE GROWN, AND WEIGHTED AVERAGE BASE PRICE.

District, Type, and Variety	Base Price	Brix	Tons	District, Type, and Variety	Base Price	Brix	Tons
	Per Ton	Factors			Per Ton	Factors	
	Dollars	Code a/			Dollars	Code a/	
DISTRICT 4 (Cont'd)					4,000.00	013600	6.1
Petit Verdot (Cont'd)					4,000.00	021600	3.1
Wtd. Avg. Base & Total Tons	5,813.97		986.6		4,000.00	025100	5.6
Petite Sirah	1,100.00	000100	1.6		4,032.00	000100	1.0
	1,400.00	000100	1.6		4,081.26	000100	3.3
	1,703.00	020800	1.2		4,082.00	000100	9.9
	2,000.00	000100	0.5		4,100.00	025100	4.3
	2,000.00	021200	1.1		4,200.00	000100	16.7
	2,000.00	024500	1.1		4,252.24	013600	10.2
	2,000.00	025100	3.0		4,349.00	000100	4.9
	2,100.00	011700	2.9		4,415.00	000100	3.1
	2,200.00	000100	19.4		4,500.00	000100	42.7
	2,211.16	000100	20.9		4,500.00	021300	68.2
	2,315.00	000100	10.7		4,500.00	025100	0.7
	2,500.00	000100	59.3		4,500.00	025430	3.5
	2,575.50	067945	46.4		4,800.00	000100	9.8
	2,750.00	000100	34.8		4,821.50	000100	7.8
	2,800.00	000100	3.4		4,911.68	070645	38.3
	2,950.00	000100	50.4		5,059.96	000100	16.2
	3,000.00	000100	108.4		5,150.00	000100	1.5
	3,014.18	000100	16.2		5,250.00	000100	8.1
	3,050.00	000100	2.8		5,500.00	000100	9.9
	3,060.95	000100	15.0		5,500.00	025100	4.8
	3,150.00	000100	42.7	Wtd. Avg. Base & Total Tons	3,526.23		1,783.3
	3,200.00	000100	10.5	Pinot Noir	1,700.00	007900	14.1
	3,200.00	024500	22.9		1,750.00	000100	5.3
	3,296.13	000100	3.7		1,800.00	007900	11.1
	3,300.00	000100	16.4		1,832.55	007900	57.2
	3,350.00	000100	5.2		1,850.00	011700	6.4
	3,356.00	000100	56.9		1,877.28	007900	261.8
	3,366.34	000100	5.1		1,883.46	007900	67.2
	3,396.10	000100	5.2		1,890.00	007900	80.8
	3,396.13	000100	21.8		1,900.00	007900	146.3
	3,400.00	000100	149.9		1,935.69	000100	20.0
	3,401.00	000100	6.1		1,948.18	007900	236.7
	3,401.00	014100	0.9		1,950.00	007900	74.5
	3,401.05	000100	26.6		1,984.65	007900	22.7
	3,401.05	017000	0.4		1,988.90	007900	38.2
	3,401.05	023400	68.1		2,000.00	000100	46.4
	3,401.65	000100	3.3		2,000.00	007900	193.5
	3,401.79	000100	8.0		2,020.07	007900	57.0
	3,412.00	000100	3.1		2,033.72	007900	87.2
	3,436.21	023400	5.3		2,073.75	007900	7.5
	3,450.00	000100	5.4		2,083.87	007900	73.9
	3,450.00	023400	19.3		2,100.00	000100	11.2
	3,498.00	025300	11.7		2,100.00	007900	70.1
	3,500.00	000100	180.5		2,100.00	011700	3.2
	3,500.00	023400	14.8		2,117.56	007900	127.6
	3,500.00	025100	9.6		2,117.56	017400	20.7
	3,525.00	000100	3.6		2,187.79	007900	16.9
	3,579.72	000100	0.4		2,200.00	000100	4.8
	3,600.00	000100	12.2		2,216.53	007900	7.9
	3,621.00	000100	4.0		2,300.00	000100	14.1
	3,638.90	000100	2.6		2,400.00	000100	33.4
	3,650.00	023400	5.7		2,436.91	000100	9.1
	3,661.75	020400	12.3		2,446.36	000100	20.7
	3,675.26	020400	15.7		2,450.00	006800	0.7
	3,735.74	000100	12.3		2,471.83	000100	13.1
	3,740.00	000100	1.7		2,500.00	000100	58.6
	3,741.16	020150	34.2		2,500.00	011100	3.8
	3,742.20	024800	6.1		2,500.00	013400	2.5
	3,750.00	000100	10.1		2,500.00	024500	40.1
	3,775.56	000100	12.1		2,500.00	025100	5.8
	3,800.00	000100	93.3		2,518.00	000100	12.5
	3,800.00	021000	1.2		2,518.25	000100	52.5
	3,850.00	000100	55.0		2,518.25	017400	0.9
	3,859.00	000100	39.2		2,520.00	000100	6.1
	3,885.00	000100	17.3		2,600.00	000100	0.3
	3,900.00	000100	4.8		2,612.77	000100	13.1
	3,906.00	000100	4.0		2,612.77	020800	94.0
	3,911.00	000100	7.7		2,650.00	000100	11.7
	3,950.00	000100	7.7		2,656.00	000100	7.0
	4,000.00	000100	36.3				

TABLE 8: BASE PRICE PAID TO GROWERS FOR GRAPES CRUSHED AND DELIVERED TO CALIFORNIA PROCESSORS FROM THE 2015 CROP WITH BRIX FACTORS AND PURCHASED TONNAGE, BY TYPE, VARIETY, REPORTING DISTRICT WHERE GROWN, AND WEIGHTED AVERAGE BASE PRICE.

District, Type, and Variety	Base Price	Brix	Tons	District, Type, and Variety	Base Price	Brix	Tons
	Per Ton	Factors			Per Ton	Factors	
	Dollars	Code a/			Dollars	Code a/	
DISTRICT 4 (Cont'd)				Refosco *	5,500.00	000100	1.8
Pinot Noir (Cont'd)	2,659.33	000100	34.9	Wtd. Avg. Base & Total Tons	5,500.00		1.8
	2,672.62	000100	4.5				
	2,700.00	000100	50.8	Sangiovese *	1,200.00	020400	5.9
	2,700.00	017800	3.0		1,810.00	000100	13.2
	2,704.00	021000	0.5		2,150.00	000100	5.5
	2,720.00	000100	7.4		2,300.00	021200	4.4
	2,737.33	000100	11.3		2,400.00	000100	10.7
	2,782.73	000100	37.8		2,500.00	000100	1.1
	2,800.00	000100	377.7		2,600.00	027800	5.9
	2,800.00	004200	7.4		2,628.00	021500	0.8
	2,810.98	000100	3.6		2,735.00	000100	3.6
	2,835.00	000100	1.3		2,771.00	000100	4.6
	2,838.68	000100	15.2		2,800.00	021500	2.1
	2,850.00	000100	19.9		2,977.06	000100	17.5
	2,884.00	014500	14.6		2,977.06	019500	1.6
	2,900.00	000100	57.1		2,988.24	000100	14.8
	2,900.00	014100	2.2		2,988.24	017000	1.5
	2,939.40	000100	26.1		3,000.00	000100	65.8
	2,950.00	000100	46.8		3,030.00	000100	5.6
	3,000.00	000100	78.3		3,150.00	000100	11.0
	3,100.00	000100	95.1		3,300.00	000100	2.0
	3,200.00	000100	25.4		3,341.00	000100	3.4
	3,300.00	000100	38.7		3,354.00	000100	2.1
	3,300.00	020800	25.5		3,400.00	000100	3.6
	3,300.38	000100	5.6		3,400.00	021100	5.5
	3,350.00	000100	175.5		3,500.00	025400	1.2
	3,499.87	000100	14.0		3,843.00	000100	9.6
	3,500.00	000100	70.5		3,893.76	000100	1.7
	3,500.00	017400	7.1		4,000.00	000100	12.2
	3,500.00	024500	4.5		4,000.00	017800	9.4
	3,512.05	000100	12.2		4,100.00	025100	2.1
	3,561.97	000100	154.3		5,277.00	000100	2.6
	3,600.00	000100	9.4		6,500.00	000100	11.9
	3,738.00	000100	2.9		12,500.00	025450	4.9
	3,750.00	000100	4.0	Wtd. Avg. Base & Total Tons	3,360.92		247.8
	4,000.00	000100	0.5				
	4,111.04	000100	3.7	Syrah *	900.00	017600	46.2
	4,200.00	024500	3.4		1,000.00	000100	7.5
	4,250.00	000100	6.6		1,350.00	000100	5.6
	4,300.00	000100	6.8		1,380.00	000100	0.4
	4,410.00	000100	13.3		1,800.00	000100	4.2
	4,410.00	024500	5.0		1,850.00	011700	12.2
	4,500.00	000100	16.5		2,000.00	000100	9.7
	4,500.00	021000	4.1		2,000.00	021500	1.6
	4,731.44	000100	1.9		2,083.00	021500	4.5
	4,750.00	000100	8.2		2,100.00	011700	6.8
	5,000.00	000100	17.5		2,154.74	024800	51.6
	5,086.00	011500	3.4		2,300.00	000100	2.1
	5,121.31	000100	41.1		2,331.00	000100	13.9
	5,200.00	000100	15.1		2,339.00	000100	31.1
	5,312.00	000100	11.0		2,350.00	000100	7.2
	5,360.94	000100	21.1		2,400.00	000100	2.6
	5,720.00	000100	46.6		2,400.00	020400	1.2
	5,775.00	000100	6.6		2,500.00	000100	8.3
	6,000.00	000100	4.8		2,500.00	013600	1.7
	6,500.00	000100	6.9		2,545.88	013600	4.7
	6,753.84	000100	11.3		2,600.00	000100	23.0
	7,500.00	000100	13.2		2,647.00	000100	13.7
	7,698.40	000100	4.8		2,700.00	000100	14.5
	8,349.60	000100	26.3		2,700.00	017600	1.7
Wtd. Avg. Base & Total Tons	2,713.42		3,915.0		2,722.45	000100	2.1
					2,744.00	025300	1.7
Primitivo	2,700.00	000100	2.6		2,800.00	000100	67.5
	3,000.00	000100	3.0		2,842.00	000100	50.6
	3,155.00	000100	3.0		2,866.50	000100	7.0
	3,333.40	000100	4.0		3,000.00	000100	72.1
	4,000.00	000100	0.8		3,000.00	013600	1.2
	4,000.00	025100	3.7		3,000.00	017600	2.6
	4,100.00	025100	5.6		3,000.00	021200	5.0
	4,500.00	000100	1.7		3,009.47	000100	7.9
Wtd. Avg. Base & Total Tons	3,583.14		24.4		3,050.00	000100	11.8
					3,075.00	000100	7.8

TABLE 8: BASE PRICE PAID TO GROWERS FOR GRAPES CRUSHED AND DELIVERED TO CALIFORNIA PROCESSORS FROM THE 2015 CROP WITH BRIX FACTORS AND PURCHASED TONNAGE, BY TYPE, VARIETY, REPORTING DISTRICT WHERE GROWN, AND WEIGHTED AVERAGE BASE PRICE.

District, Type, and Variety	Base Price	Brix	Tons	District, Type, and Variety	Base Price	Brix	Tons
	Per Ton	Factors			Per Ton	Factors	
	Dollars	Code a/			Dollars	Code a/	
DISTRICT 4 (Cont'd)					15,414.00	000100	0.6
Syrah * (Cont'd)	3,079.51	000100	38.6	Wtd. Avg. Base & Total Tons	3,224.25		1,177.3
	3,079.51	023400	11.9				
	3,080.00	000100	6.4	Tannat	3,500.00	000100	5.9
	3,100.00	000100	2.6	Wtd. Avg. Base & Total Tons	3,500.00		5.9
	3,100.00	014100	27.6				
	3,100.00	024800	17.4	Tempranillo *	2,362.00	000100	8.8
	3,189.02	000100	9.7		3,000.00	000100	0.1
	3,200.00	000100	13.5		3,000.00	026900	3.4
	3,200.00	002600	0.5		3,500.00	000100	3.6
	3,200.00	024500	2.8		3,800.00	025100	6.1
	3,200.00	024800	23.7		4,500.00	024800	6.0
	3,215.00	000100	3.0		4,700.00	025400	3.8
	3,215.20	000100	6.2		4,800.00	000100	4.9
	3,233.00	000100	5.8		5,500.00	000100	3.4
	3,285.00	000100	9.6	Wtd. Avg. Base & Total Tons	3,844.03		40.1
	3,285.00	021000	1.1				
	3,300.00	000100	2.0	Tinta Cao	3,000.00	000100	0.6
	3,300.00	013600	5.0	Wtd. Avg. Base & Total Tons	3,000.00		0.6
	3,387.46	000100	4.2				
	3,387.46	021300	17.6	Touriga Nacional *	3,000.00	000100	2.6
	3,400.00	000100	2.0		3,500.00	000100	1.2
	3,400.00	017600	2.4	Wtd. Avg. Base & Total Tons	3,157.89		3.8
	3,400.00	025100	1.5				
	3,493.00	000100	6.7	Zinfandel	1,200.00	024500	1.1
	3,500.00	000100	88.1		1,300.00	000100	18.7
	3,500.00	011100	9.0		1,400.00	000100	1.3
	3,500.00	017400	1.8		1,600.00	011700	0.5
	3,500.00	024800	3.6		2,000.00	000100	1.7
	3,500.00	025100	2.0		2,100.00	011700	3.7
	3,536.00	021200	4.0		2,150.00	000100	1.3
	3,541.44	020800	9.5		2,167.75	000100	2.6
	3,600.00	000100	17.6		2,208.00	000100	105.2
	3,650.00	000100	8.4		2,300.00	024800	0.2
	3,695.41	000100	8.2		2,331.00	000100	96.3
	3,750.00	000100	4.4		2,400.00	000100	19.8
	3,756.18	021000	8.8		2,400.00	017600	6.1
	3,757.00	000100	2.1		2,500.00	000100	17.3
	3,800.00	000100	25.2		2,500.00	021500	6.6
	3,866.56	000100	40.0		2,500.00	023100	3.6
	3,895.52	000100	9.2		2,541.00	000100	7.4
	3,990.00	000100	4.9		2,681.00	000100	28.6
	4,000.00	000100	41.5		2,700.00	026700	17.1
	4,019.00	013600	24.5		2,800.00	000100	14.0
	4,057.20	000100	8.3		2,880.00	000100	7.6
	4,100.00	013600	3.4		2,900.00	000100	25.9
	4,162.06	000100	1.9		2,960.00	025100	34.3
	4,275.00	000100	3.8		3,000.00	000100	267.8
	4,339.31	000100	2.1		3,000.00	025100	1.0
	4,439.11	070645	39.7		3,001.50	000100	76.7
	4,500.00	000100	3.3		3,053.53	000100	22.0
	4,500.00	004270	1.9		3,155.00	000100	1.5
	4,700.00	000100	4.4		3,169.31	000100	4.9
	4,700.00	025400	3.6		3,169.38	000100	8.4
	4,774.05	000100	3.3		3,191.16	000100	5.9
	4,800.00	000100	3.5		3,200.00	000100	86.9
	4,850.00	000100	9.8		3,200.00	021000	1.5
	5,000.00	000100	1.6		3,254.20	000100	3.7
	5,092.32	000100	5.5		3,300.00	000100	318.2
	5,120.00	028100	1.4		3,332.00	025100	1.7
	5,210.11	000100	1.8		3,332.82	000100	98.7
	5,297.00	000100	2.4		3,333.00	000100	3.2
	5,450.00	000100	1.5		3,335.00	000100	156.8
	5,500.00	021850	3.9		3,335.00	017600	2.1
	5,544.00	000100	1.7		3,341.54	000100	21.1
	6,257.60	000100	2.9		3,368.72	000100	11.6
	6,269.53	000100	2.3		3,380.28	000100	4.6
	6,868.97	000100	2.3		3,392.81	000100	49.0
	7,193.33	000100	2.1		3,393.00	000100	2.0
	7,304.00	000100	2.3		3,393.90	000100	6.3
	9,897.86	000100	3.7		3,400.00	000100	93.4
	10,640.00	000100	4.0		3,410.06	000100	101.9
	11,627.91	000100	0.4		3,450.00	000100	82.8

TABLE 8: BASE PRICE PAID TO GROWERS FOR GRAPES CRUSHED AND DELIVERED TO CALIFORNIA PROCESSORS FROM THE 2015 CROP WITH BRIX FACTORS AND PURCHASED TONNAGE, BY TYPE, VARIETY, REPORTING DISTRICT WHERE GROWN, AND WEIGHTED AVERAGE BASE PRICE.

District, Type, and Variety	Base Price	Brix	Tons	District, Type, and Variety	Base Price	Brix	Tons
	Per Ton	Factors			Per Ton	Factors	
	Dollars	Code a/			Dollars	Code a/	
DISTRICT 4 (Cont'd)					800.00	000100	38.0
Zinfandel (Cont'd)	3,471.25	000100	13.0		1,050.00	000100	48.4
	3,500.00	000100	241.5		1,050.00	015900	70.2
	3,500.00	025100	6.6		1,100.00	000100	389.0
	3,600.00	020400	4.0		1,100.00	007900	49.1
	3,641.71	000100	26.4		1,150.00	000100	142.4
	3,666.10	000100	14.7		1,200.00	000100	193.2
	3,700.00	000100	66.8		1,200.00	016000	308.0
	3,700.00	025100	13.0		1,250.00	000100	166.7
	3,750.00	000100	30.6		1,450.00	000100	1.8
	3,750.00	025100	12.8		1,600.00	021500	2.1
	3,780.00	000100	4.3	Wtd. Avg. Base & Total Tons	802.66		3,525.2
	3,800.00	000100	40.6				
	3,800.00	025100	4.6	Chenin Blanc	400.00	000100	539.5
	3,811.13	000100	3.6		450.00	000100	65.5
	3,850.00	025100	7.8		1,000.00	000100	7.4
	3,850.00	025300	3.9		1,840.00	000100	1.8
	3,890.00	000100	27.1		2,000.00	008000	7.9
	3,900.00	000100	4.1	Wtd. Avg. Base & Total Tons	436.89		622.1
	3,919.94	000100	1.9				
	4,000.00	000100	43.1	French Colombard	600.00	000100	6.6
	4,000.00	025100	4.6		700.00	005650	15.2
	4,050.00	025100	16.1	Wtd. Avg. Base & Total Tons	669.72		21.8
	4,100.00	025100	19.8				
	4,150.00	025100	14.3	Gewurztraminer	600.00	000100	429.7
	4,169.00	000100	21.8		700.00	000100	154.5
	4,214.11	000100	6.5	Wtd. Avg. Base & Total Tons	626.45		584.2
	4,225.29	000100	16.5				
	4,250.00	000100	24.4	Muscat Blanc *	800.00	000100	3.4
	4,500.00	000100	14.2		1,330.00	000100	8.2
	4,500.00	025100	16.1		1,500.00	000100	25.7
	4,500.00	025300	3.6	Wtd. Avg. Base & Total Tons	1,398.82		37.3
	4,502.60	000100	7.5				
	4,700.00	000100	4.9	Muscat Orange	550.00	000100	196.3
	4,750.00	000100	6.0	Wtd. Avg. Base & Total Tons	550.00		196.3
	4,800.00	025100	8.1				
	4,800.00	029125	6.8	Pinot Gris *	600.00	000100	1,392.3
	4,819.43	000100	1.0		650.00	000100	210.8
	5,000.00	000100	14.5		662.00	000100	1,437.9
	5,355.89	000100	20.3		800.00	000100	1.9
	5,500.00	000100	10.7		986.75	000100	33.9
	5,500.00	002600	2.2		1,000.00	000100	14.5
	5,947.00	000100	4.4		1,000.00	007900	78.9
	6,030.00	000100	6.4		1,050.00	000100	18.2
	6,084.93	000100	5.6		1,150.00	024500	30.3
	6,403.79	000100	8.6		1,850.00	000100	1.9
	6,477.48	000100	16.3	Wtd. Avg. Base & Total Tons	655.20		3,220.6
	6,478.06	000100	7.9				
	6,977.47	000100	13.2	Sauvignon Blanc	470.00	000100	362.3
Wtd. Avg. Base & Total Tons	3,389.51		2,727.3		944.35	000100	66.8
					961.00	000100	22.9
Other Red b/	2,500.00	000100	0.7		1,000.00	000100	91.8
	3,000.00	000100	1.1		1,010.00	000100	136.4
	3,734.50	000100	2.1		1,100.00	000100	15.9
	4,100.00	025100	2.2		1,870.00	000100	1.9
	4,500.00	000100	1.8	Wtd. Avg. Base & Total Tons	724.90		698.0
	4,586.30	000100	27.9				
	5,900.00	024500	0.6	Symphony	150.00	000100	29.2
	6,000.00	000100	5.3		350.00	000100	120.0
	6,853.00	000100	0.2	Wtd. Avg. Base & Total Tons	310.86		149.2
Wtd. Avg. Base & Total Tons	4,646.32		41.9				
				Verdelho	1,000.00	000100	6.7
DISTRICT 5				Wtd. Avg. Base & Total Tons	1,000.00		6.7
WINE GRAPES (WHITE)							
Albarino	1,400.00	011100	54.0	Viognier	200.00	000100	7.4
	1,500.00	020600	4.8		500.00	069623	88.0
Wtd. Avg. Base & Total Tons	1,408.16		58.8		650.00	000100	33.0
					800.00	000100	2.0
Chardonnay *	150.00	038300	42.5		984.75	000100	89.8
	500.00	000100	1,075.4		1,000.00	000100	1.9
	575.00	000100	223.8	Wtd. Avg. Base & Total Tons	715.27		222.1
	650.00	000100	36.6				
	700.00	000100	738.0	White Riesling *	650.00	000100	113.3

TABLE 8: BASE PRICE PAID TO GROWERS FOR GRAPES CRUSHED AND DELIVERED TO CALIFORNIA PROCESSORS FROM THE 2015 CROP WITH BRIX FACTORS AND PURCHASED TONNAGE, BY TYPE, VARIETY, REPORTING DISTRICT WHERE GROWN, AND WEIGHTED AVERAGE BASE PRICE.

District, Type, and Variety	Base Price	Brix	Tons	District, Type, and Variety	Base Price	Brix	Tons
	Per Ton	Factors			Per Ton	Factors	
	Dollars	Code a/			Dollars	Code a/	
DISTRICT 5 (Cont'd)					505.00	011700	87.0
White Riesling * (Cont'd)	984.75	000100	40.3		657.00	000100	10.6
	1,400.00	000100	47.0		900.00	000100	120.0
Wtd. Avg. Base & Total Tons	892.97		200.6		1,000.00	000100	16.9
					1,100.00	000100	62.2
WINE GRAPES (RED)					1,111.00	000100	28.0
Barbera	1,000.00	000100	0.9		1,300.00	000100	18.6
	1,375.00	000100	12.6		1,375.00	000100	15.6
Wtd. Avg. Base & Total Tons	1,350.00		13.5		1,800.00	000100	16.0
					1,814.47	000100	5.1
Cabernet Franc	1,548.00	021000	7.5		1,869.00	000100	3.0
	1,700.00	000100	24.5	Wtd. Avg. Base & Total Tons	906.03		426.6
	1,800.00	000100	14.7				
Wtd. Avg. Base & Total Tons	1,707.07		46.7	Petit Verdot	1,000.00	000100	0.4
					1,800.00	000100	62.3
Cabernet Sauvignon	700.00	011700	52.0		2,000.00	000100	7.0
	1,000.00	000100	5.2		2,200.00	024500	2.1
	1,400.00	000100	15.9	Wtd. Avg. Base & Total Tons	1,826.74		71.8
	1,500.00	000100	37.4				
	1,700.00	000100	44.1	Petite Sirah	500.00	000100	16.5
	1,800.00	000100	231.8		875.00	000100	214.8
	1,850.00	000100	31.2		1,200.00	000100	64.7
	1,870.00	000100	194.2		1,280.00	000100	23.9
	1,951.00	000100	5.9		1,350.00	000100	2.3
	1,956.00	000100	15.0		1,800.00	000100	26.0
	2,000.00	000100	66.3		1,850.00	000100	8.6
	2,020.00	067945	21.0		1,868.50	000100	4.8
	2,200.00	000100	7.6		2,000.00	000100	1.0
	2,300.00	027800	1.2		2,114.57	000100	18.7
	2,500.00	000100	5.4		2,210.00	000100	22.0
	5,800.00	000100	1.1		2,300.00	000100	1.1
Wtd. Avg. Base & Total Tons	1,752.04		735.3	Wtd. Avg. Base & Total Tons	2,396.00	000100	15.4
					1,212.02		419.8
Carignane	600.00	000100	1.3				
	1,010.00	000100	15.1	Pinot Noir	600.00	000100	502.7
	1,200.00	000100	14.3		700.00	000100	188.2
	1,300.00	000100	6.8		700.00	011700	21.8
Wtd. Avg. Base & Total Tons	1,120.83		37.5		712.00	000100	523.8
					800.00	000100	533.8
Charbono	1,150.00	000100	2.1		850.00	000100	1,519.4
	1,200.00	000100	5.3		850.00	007900	91.9
	1,300.00	017000	3.2		900.00	000100	185.2
Wtd. Avg. Base & Total Tons	1,220.28		10.6		950.00	000100	304.7
					1,100.00	007900	167.6
Gamay (Napa) *	300.00	000100	0.5		1,116.55	007900	86.5
	871.07	000100	11.8		1,250.00	000100	20.0
	1,000.00	000100	54.9		1,400.00	000100	42.5
	1,300.00	000100	12.7		1,650.00	000100	22.5
	1,400.00	000100	4.2	Wtd. Avg. Base & Total Tons	825.75		4,210.6
	2,000.00	008100	8.2				
Wtd. Avg. Base & Total Tons	1,128.05		92.3	Primitivo	1,400.00	000100	3.9
				Wtd. Avg. Base & Total Tons	1,400.00		3.9
Graciano	1,000.00	000100	1.0				
	1,200.00	000100	0.6	Sangiovese *	1,500.00	013400	2.0
Wtd. Avg. Base & Total Tons	1,075.00		1.6	Wtd. Avg. Base & Total Tons	1,500.00		2.0
Grenache *	1,000.00	000100	0.9	Syrah *	600.00	000100	30.2
	1,500.00	000100	6.6		900.00	000100	22.2
Wtd. Avg. Base & Total Tons	1,440.00		7.5		1,000.00	000100	6.2
					1,100.00	000100	5.7
Malbec	1,000.00	000100	51.4		1,250.00	000100	16.1
	1,100.00	000100	2.2		1,400.00	000100	7.4
	1,200.00	000100	1.8		1,500.00	000100	1.7
	1,603.64	000100	13.2		1,600.00	000100	12.6
	1,800.00	000100	21.8		1,601.47	000100	10.9
Wtd. Avg. Base & Total Tons	1,287.48		90.4		1,800.00	000100	5.2
				Wtd. Avg. Base & Total Tons	1,104.75		118.2
Mataro *	1,825.00	000100	6.2				
	2,500.00	000100	1.0	Tannat	1,000.00	000100	5.1
Wtd. Avg. Base & Total Tons	1,918.75		7.2	Wtd. Avg. Base & Total Tons	1,400.00	000100	7.9
					1,243.08		13.0
Merlot	500.00	000100	24.3				
	505.00	000100	19.3	Tempranillo *	1,000.00	000100	0.9

TABLE 8: BASE PRICE PAID TO GROWERS FOR GRAPES CRUSHED AND DELIVERED TO CALIFORNIA PROCESSORS FROM THE 2015 CROP WITH BRIX FACTORS AND PURCHASED TONNAGE, BY TYPE, VARIETY, REPORTING DISTRICT WHERE GROWN, AND WEIGHTED AVERAGE BASE PRICE.

District, Type, and Variety	Base Price	Brix	Tons	District, Type, and Variety	Base Price	Brix	Tons
	Per Ton	Factors			Per Ton	Factors	
	Dollars	Code a/			Dollars	Code a/	
DISTRICT 5 (Cont'd)				Wtd. Avg. Base & Total Tons	852.39		2,439.4
Tempranillo * (Cont'd)	1,200.00	000100	4.4	Gewurztraminer	360.00	000100	434.9
Wtd. Avg. Base & Total Tons	1,166.04		5.3		1,100.00	000100	7.0
Zinfandel	950.00	000100	240.6	Wtd. Avg. Base & Total Tons	371.72		441.9
	1,000.00	000100	3.4	Gruner Veltliner	2,000.00	000100	2.9
	1,400.00	000100	6.4		2,600.00	000100	0.7
	1,414.00	000100	22.3	Wtd. Avg. Base & Total Tons	2,116.67		3.6
	1,500.00	000100	41.2	Malvasia Bianca	650.00	000100	13.0
	1,800.00	000100	2.6		1,000.00	000100	4.2
	1,900.00	000100	2.9		1,800.00	013100	0.5
	2,000.00	000100	0.4	Wtd. Avg. Base & Total Tons	765.54		17.7
Wtd. Avg. Base & Total Tons	1,079.59		319.8	Muscat Blanc *	450.00	000100	22.4
DISTRICT 6					800.00	020800	1.0
WINE GRAPES (WHITE)					850.00	000100	6.3
Chardonnay *	150.00	055560	236.5		1,443.00	000100	5.3
	565.19	000100	654.2	Wtd. Avg. Base & Total Tons	682.37		35.0
	600.00	000100	3.6	Muscat of Alexandria	900.00	009100	3.0
	700.00	000100	18.5	Wtd. Avg. Base & Total Tons	900.00		3.0
	775.00	000100	424.1	Palomino *	2,000.00	000100	18.8
	800.00	000100	85.4	Wtd. Avg. Base & Total Tons	2,000.00		18.8
	825.00	000100	155.2	Pinot Blanc	800.00	000100	3.3
	839.00	000100	1.1		1,340.00	000100	1.8
	839.01	013600	2.6	Wtd. Avg. Base & Total Tons	990.59		5.1
	839.01	021200	1.5	Pinot Gris *	610.00	000100	383.6
	900.00	000100	5.5		653.00	009300	321.5
	950.00	000100	1.0		900.00	000100	0.8
	1,000.00	000100	191.7		950.00	000100	20.4
	1,093.85	000100	409.2		1,100.00	000100	44.5
	1,100.00	000100	8.0		1,440.00	000100	1.0
	1,100.00	013600	17.6		1,450.00	000100	1.9
	1,180.00	000100	3.0		1,500.00	000100	2.0
	1,200.00	000100	8.4		1,500.00	013600	2.0
	1,200.00	048600	7.7		2,000.00	000100	1.7
	1,350.00	013600	4.4		2,250.00	009500	2.3
	1,400.00	000100	5.4	Wtd. Avg. Base & Total Tons	680.26		781.7
	1,400.00	013600	7.5	Roussanne	900.00	009100	3.0
	1,500.00	000100	15.5	Wtd. Avg. Base & Total Tons	900.00		3.0
	1,500.00	048600	8.5	Sauvignon Blanc	460.00	000100	320.2
	1,600.00	000100	6.7		545.00	000100	3.0
	1,600.00	017200	2.1		580.11	000100	261.4
	1,700.00	011100	2.0		800.00	000100	3.6
	1,800.00	017000	2.2		850.00	000100	19.1
	1,800.00	021800	2.1		900.00	015700	27.3
	2,000.00	013400	2.8		950.00	000100	26.6
	2,000.00	013600	1.4		958.62	000100	22.4
	2,100.00	000100	5.3		1,300.00	013100	2.6
	2,100.00	017400	36.7		1,400.00	000100	1.7
	2,100.00	020800	9.9		1,400.00	013600	4.0
	2,150.00	000100	12.8		1,600.00	010900	0.6
	2,200.00	000100	3.0		1,600.00	013800	2.3
	2,200.00	011804	2.5		1,800.00	000100	5.0
	2,200.00	017200	1.4		1,800.00	013400	1.6
	2,200.00	059705	2.5		2,000.00	019300	1.7
	2,300.00	000100	2.4		2,200.00	000100	2.2
	2,300.00	021000	2.0	Wtd. Avg. Base & Total Tons	605.58		705.3
	2,400.00	000100	6.6	Semillon	800.00	020600	14.1
	2,400.00	012900	2.4		850.00	000100	4.1
	2,400.00	014100	7.3		1,400.00	000100	2.6
	2,432.00	000100	0.9		2,500.00	000100	2.1
	2,450.00	014100	2.2	Wtd. Avg. Base & Total Tons	1,032.97		22.9
	2,500.00	000100	1.7	Symphony	350.00	000100	92.5
	2,500.00	018050	0.9				
	2,600.00	000100	9.0				
	2,600.00	017200	7.3				
	2,600.00	017400	0.4				
	2,800.00	000100	6.9				
	2,800.00	013600	1.6				
	2,800.00	017200	12.3				
	2,827.00	000100	2.5				
	3,000.00	000100	1.7				
	3,000.00	008000	1.8				

TABLE 8: BASE PRICE PAID TO GROWERS FOR GRAPES CRUSHED AND DELIVERED TO CALIFORNIA PROCESSORS FROM THE 2015 CROP WITH BRIX FACTORS AND PURCHASED TONNAGE, BY TYPE, VARIETY, REPORTING DISTRICT WHERE GROWN, AND WEIGHTED AVERAGE BASE PRICE.

District, Type, and Variety	Base Price	Brix	Tons	District, Type, and Variety	Base Price	Brix	Tons
	Per Ton	Factors			Per Ton	Factors	
	Dollars	Code a/			Dollars	Code a/	
DISTRICT 6 (Cont'd)					850.00	000100	4.1
Symphony (Cont'd)					900.00	000100	29.0
Wtd. Avg. Base & Total Tons	350.00		92.5		1,000.00	000100	103.4
Verdelho	950.00	000100	13.3		1,000.00	017000	0.3
Wtd. Avg. Base & Total Tons	950.00		13.3		1,100.00	000100	613.3
					1,190.57	000100	201.1
Viognier	400.00	000100	4.9		1,200.00	000100	152.7
	800.00	000100	2.8		1,200.00	013100	0.9
	800.00	018900	18.0		1,210.00	000100	36.3
	1,100.00	011804	0.4		1,212.00	000100	0.5
	1,200.00	000100	18.3		1,212.09	013600	3.5
	2,200.00	000100	2.9		1,225.00	000100	85.6
	2,200.00	013600	0.4		1,266.57	000100	6.1
	2,300.00	024300	1.5		1,267.00	000100	2.0
Wtd. Avg. Base & Total Tons	1,051.02		49.2		1,400.00	000100	0.8
					1,400.00	013600	3.5
White Riesling *	1,250.00	000100	2.2		1,500.00	000100	19.4
Wtd. Avg. Base & Total Tons	1,250.00		2.2		1,500.00	017000	1.0
					1,500.00	020800	3.7
WINE GRAPES (RED)					1,500.00	021500	3.3
Aglianico	205.00	000100	5.6		1,500.00	024500	15.2
Wtd. Avg. Base & Total Tons	205.00		5.6		1,600.00	000100	5.9
					1,600.00	017200	2.2
Alicante Bouschet *	600.00	000100	35.0		1,600.00	022600	145.2
	1,300.00	000100	5.4		1,600.00	024500	5.0
	1,350.00	000100	0.7		1,700.00	020800	2.8
	1,400.00	000100	0.4		1,750.00	000100	118.3
	1,700.00	000100	2.3		1,800.00	000100	51.9
	2,000.00	000100	6.2		1,800.00	013600	5.3
	2,250.00	027800	0.5		1,800.00	017400	1.5
Wtd. Avg. Base & Total Tons	929.90		50.5		1,900.00	021600	3.4
					2,000.00	000100	22.7
Barbera	900.00	000100	0.3		2,000.00	013400	1.5
	1,000.00	021000	1.0		2,000.00	013600	4.9
	1,200.00	000100	12.2		2,000.00	027600	1.0
	1,250.00	000100	4.9		2,100.00	000100	7.9
	1,700.00	024500	2.0		2,100.00	062590	9.3
	2,000.00	000100	26.9		2,200.00	000100	17.0
Wtd. Avg. Base & Total Tons	1,675.16		47.3		2,200.00	020800	4.0
					2,200.00	062590	1.8
Cabernet Franc	794.17	013600	1.0		2,250.00	021000	45.3
	800.00	000100	1.2		2,400.00	000100	4.9
	1,000.00	000100	1.0		2,400.00	024500	1.5
	1,200.00	000100	1.3		2,500.00	000100	7.7
	1,300.00	021000	0.8		2,750.00	000100	1.3
	1,400.00	024500	17.9		2,800.00	000100	1.6
	1,450.00	000100	0.7		2,850.00	000100	13.9
	1,500.00	000100	1.7		2,850.00	013600	2.0
	1,500.00	020800	1.6		3,000.00	000100	9.1
	1,500.00	021200	1.7		3,000.00	013600	2.1
	1,550.00	000100	2.9		3,000.00	020800	0.9
	1,687.00	000100	1.6		3,121.00	000100	1.2
	2,000.00	000100	16.6		3,200.00	000100	1.8
	2,200.00	000100	7.3		3,500.00	000100	10.5
	2,353.00	000100	2.0		3,600.00	013800	1.2
	2,500.00	000100	6.4		3,800.00	018050	3.2
	2,500.00	013800	1.0		4,000.00	000100	6.6
	2,500.00	021000	4.0		4,250.00	000100	4.4
	2,600.00	000100	2.7		6,000.00	000100	10.3
	2,600.00	013600	0.9		6,100.00	000100	8.7
	2,850.00	013600	0.3		6,200.00	000100	3.4
	3,000.00	000100	0.7	Wtd. Avg. Base & Total Tons	1,273.72		2,289.4
	3,000.00	019300	0.6				
	3,400.00	018050	1.1	Carignane	350.00	000100	1.0
	5,500.00	000100	2.8		800.00	000100	6.6
Wtd. Avg. Base & Total Tons	2,028.12		79.8		950.00	000100	48.1
					1,000.00	024500	4.8
Cabernet Sauvignon	315.00	000100	0.8		1,100.00	020800	1.1
	475.00	064440	58.6		1,125.00	000100	5.1
	525.00	064440	250.0		1,200.00	000100	2.3
	600.00	000100	10.9		1,250.00	000100	6.7
	665.00	066123	97.1		1,300.00	000100	3.9
	800.00	000100	33.1		1,350.00	000100	22.5

TABLE 8: BASE PRICE PAID TO GROWERS FOR GRAPES CRUSHED AND DELIVERED TO CALIFORNIA PROCESSORS FROM THE 2015 CROP WITH BRIX FACTORS AND PURCHASED TONNAGE, BY TYPE, VARIETY, REPORTING DISTRICT WHERE GROWN, AND WEIGHTED AVERAGE BASE PRICE.

District, Type, and Variety	Base Price	Brix	Tons	District, Type, and Variety	Base Price	Brix	Tons
	Per Ton	Factors			Per Ton	Factors	
	Dollars	Code a/			Dollars	Code a/	
DISTRICT 6 (Cont'd)					2,200.00	000100	8.5
Cargnane (Cont'd)	1,400.00	000100	25.6		2,200.00	013600	0.8
	1,400.00	013600	1.1		2,275.00	000100	3.6
	1,500.00	000100	15.7		2,500.00	021000	1.4
	1,600.00	000100	30.0		4,500.00	000100	0.2
	1,600.00	017200	1.2	Wtd. Avg. Base & Total Tons	1,191.19		196.1
	1,700.00	000100	47.7				
	1,700.00	017400	1.7	Mataro *	500.00	000100	11.3
	1,700.00	024300	4.9		600.00	000100	74.8
	1,750.00	000100	1.0		700.00	000100	116.4
	1,850.00	027800	4.2		750.00	000100	11.5
	1,900.00	021600	0.6		900.00	022700	24.2
	2,000.00	000100	71.0		1,000.00	000100	103.8
	3,000.00	000100	1.8		1,050.00	000100	1.4
Wtd. Avg. Base & Total Tons	1,525.83		308.6		1,100.00	000100	24.0
					1,100.00	024500	3.3
Carmenere	1,200.00	000100	0.9		1,125.00	000100	5.4
Wtd. Avg. Base & Total Tons	1,200.00		0.9		1,200.00	000100	2.1
					1,350.00	000100	2.8
Charbono	1,250.00	000100	0.8		1,400.00	000100	50.9
Wtd. Avg. Base & Total Tons	1,250.00		0.8		1,400.00	013600	1.6
					1,400.00	017200	2.0
Cinsaut *	900.00	020800	22.4		1,500.00	000100	22.1
	1,400.00	013800	2.2		1,600.00	025100	21.0
	1,500.00	000100	1.0		1,700.00	000100	14.9
Wtd. Avg. Base & Total Tons	966.41		25.6		1,700.00	021000	6.7
					1,800.00	000100	0.5
Counoise	1,400.00	013600	1.2		1,800.00	017200	0.5
Wtd. Avg. Base & Total Tons	1,400.00		1.2		1,900.00	000100	14.4
					2,000.00	000100	251.7
Dolcetto	2,300.00	000100	2.2		2,000.00	017800	1.0
	3,200.00	000100	2.4		2,200.00	000100	7.9
Wtd. Avg. Base & Total Tons	2,769.57		4.6		2,250.00	024800	4.4
					2,400.00	000100	20.5
Grenache *	600.00	000100	43.5		2,450.00	000100	13.8
	700.00	000100	25.3		2,450.00	021600	2.2
	1,150.00	000100	1.3		2,500.00	000100	34.2
	1,150.00	020800	23.9		2,500.00	013600	1.9
	1,200.00	000100	7.9	Wtd. Avg. Base & Total Tons	1,442.04		853.2
	1,200.00	020800	6.6				
	1,200.00	024500	9.1	Merlot	400.00	000100	184.6
	1,222.09	000100	12.3		665.00	066123	350.9
	1,400.00	000100	7.0		800.00	000100	1.1
	1,400.00	013600	3.7		900.00	020600	96.0
	1,400.00	013800	1.0		1,000.00	000100	11.5
	1,400.00	019300	3.7		1,100.00	000100	0.4
	1,400.24	000100	75.4		1,100.00	013600	10.3
	1,500.00	000100	2.1		1,125.00	000100	19.8
	1,500.00	059700	13.1		1,200.00	000100	46.0
	1,600.00	017400	1.8		1,209.00	000100	0.7
	1,700.00	017400	1.3		1,263.89	000100	281.8
	1,900.00	000100	1.3		1,270.00	000100	1.2
	2,000.00	000100	15.6		1,300.00	000100	1.9
	2,000.00	017000	4.4		1,500.00	000100	9.6
	2,100.00	017400	3.6		1,500.00	021500	4.9
	2,100.00	020800	16.0		1,549.00	000100	0.6
	2,200.00	000100	2.2		1,600.00	000100	5.9
	2,200.00	011300	0.6		1,600.00	013600	2.6
Wtd. Avg. Base & Total Tons	1,276.83		282.7		1,600.00	017400	4.2
					1,700.00	000100	2.1
Malbec	225.00	000100	10.1		1,700.00	020600	3.0
	650.00	000100	51.3		1,750.00	021000	5.2
	900.00	000100	23.1		1,800.00	013600	6.9
	1,200.00	000100	1.2		2,000.00	000100	2.2
	1,200.00	022600	61.6		2,000.00	001700	2.0
	1,500.00	000100	1.2		2,000.00	013600	1.9
	1,600.00	000100	0.2		2,200.00	000100	3.1
	1,600.00	017400	1.4		2,200.00	017200	7.6
	1,800.00	000100	5.6		2,450.00	000100	4.7
	1,800.00	017200	0.2		2,500.00	000100	1.0
	1,800.00	024500	1.4		2,650.00	013600	1.1
	2,000.00	000100	10.0		2,800.00	000100	3.9
	2,199.67	000100	14.3		2,976.00	000100	9.0

TABLE 8: BASE PRICE PAID TO GROWERS FOR GRAPES CRUSHED AND DELIVERED TO CALIFORNIA PROCESSORS FROM THE 2015 CROP WITH BRIX FACTORS AND PURCHASED TONNAGE, BY TYPE, VARIETY, REPORTING DISTRICT WHERE GROWN, AND WEIGHTED AVERAGE BASE PRICE.

District, Type, and Variety	Base Price	Brix	Tons	District, Type, and Variety	Base Price	Brix	Tons
	Per Ton	Factors			Per Ton	Factors	
	Dollars	Code a/			Dollars	Code a/	
DISTRICT 6 (Cont'd)					1,684.57	000100	23.7
Merlot (Cont'd)	3,000.00	000100	4.7		1,700.00	000100	17.0
	3,025.00	000100	2.8		1,800.00	000100	1.7
	4,500.00	000100	6.1		1,800.00	017400	0.8
Wtd. Avg. Base & Total Tons	971.40		1,101.3		2,000.00	000100	44.2
					2,000.00	013600	1.0
Mission	550.00	000100	1.8		2,000.00	017200	1.9
	650.00	000100	0.5		2,000.00	017400	1.0
	1,000.00	017200	0.4		2,000.00	021000	19.1
Wtd. Avg. Base & Total Tons	635.19		2.7		2,000.00	024500	2.8
					2,000.00	027600	1.0
Montepulciano	560.00	000100	2.4		2,200.00	000100	6.0
	800.00	000100	17.4		2,200.00	020800	4.7
Wtd. Avg. Base & Total Tons	770.91		19.8	Wtd. Avg. Base & Total Tons	1,207.94		1,697.4
Nebbiolo	1,333.33	000100	1.5	Pinot Noir	800.00	000100	0.6
	1,900.00	000100	1.4		1,000.00	000100	4.7
	3,200.00	000100	2.5		1,000.00	024500	0.8
Wtd. Avg. Base & Total Tons	2,344.44		5.4		1,200.00	000100	4.0
					1,350.00	000100	137.1
Petit Verdot	225.00	000100	8.1		1,500.00	000100	175.4
	750.00	066123	367.4		1,691.83	000100	96.0
	1,000.00	000100	0.8		1,800.00	011500	7.6
	1,200.00	000100	0.5		1,991.71	021200	1.5
	1,200.00	024300	23.8		2,000.00	000100	2.7
	1,300.00	000100	10.3		2,043.94	000100	3.1
	1,582.25	000100	2.3		2,200.00	000100	0.5
	1,599.81	000100	30.4		2,300.00	000100	9.4
	1,750.00	000100	21.3		2,500.00	000100	1.2
	1,800.00	000100	1.0		2,500.00	011500	1.6
	1,800.00	017400	0.4		2,500.00	013600	2.4
	2,000.00	000100	5.8		2,500.00	024800	1.8
	2,100.00	017400	1.0		2,600.00	024500	0.8
	2,200.00	000100	3.5		2,700.00	000100	1.6
	2,200.00	013600	1.9		2,700.00	017400	6.7
	2,250.00	021000	6.9		2,800.00	000100	2.8
	2,800.00	017200	0.5		2,800.00	021800	0.9
	3,000.00	000100	5.0		2,800.00	024800	1.6
	4,500.00	000100	1.4		3,000.00	000100	5.6
Wtd. Avg. Base & Total Tons	968.10		492.3		3,000.00	011100	1.4
					3,000.00	013600	1.5
Petite Sirah	230.00	000100	49.9		3,000.00	017400	0.3
	600.00	000100	122.0		3,000.00	018050	3.7
	650.00	000100	14.8		3,078.00	000100	2.5
	800.00	000100	6.5		3,100.00	000100	3.8
	850.00	000100	16.3		3,200.00	000100	1.1
	900.00	000100	1.4		3,200.00	013800	4.3
	1,000.00	000100	2.1		3,300.00	022700	7.7
	1,020.82	000100	45.9		3,400.00	000100	1.3
	1,050.00	000100	48.9		3,400.00	014100	1.5
	1,100.00	000100	1.1		3,465.00	024500	0.8
	1,100.00	020800	3.4		3,500.00	000100	4.7
	1,100.00	022700	450.2		3,500.00	013600	1.4
	1,100.00	022800	75.3		3,500.00	017000	0.9
	1,200.00	000100	1.4		3,500.00	017200	1.1
	1,270.00	000100	0.3		3,550.00	000100	1.5
	1,270.67	022100	2.8		3,600.00	000100	5.8
	1,300.00	000100	56.3		3,600.00	013800	7.6
	1,325.00	000100	332.3		3,600.00	014100	1.2
	1,350.00	000100	5.5		3,600.00	024800	3.2
	1,400.00	000100	7.2		3,700.00	000100	4.0
	1,400.00	013800	2.7		3,800.00	000100	13.4
	1,400.00	019300	1.0		3,800.00	013600	1.5
	1,400.00	021600	3.1		3,800.00	013800	1.5
	1,400.05	000100	51.9		3,800.00	017200	11.0
	1,435.00	000100	215.4		3,800.00	024800	2.0
	1,500.00	017200	2.1		3,900.00	014100	2.5
	1,500.00	017400	6.0		3,971.00	000100	2.4
	1,500.00	020800	4.3		4,000.00	000100	3.0
	1,500.00	025300	4.9		4,000.00	020600	1.0
	1,591.68	000100	31.9		4,750.00	000100	2.6
	1,600.00	000100	2.3		5,500.00	013800	1.5
	1,600.00	017400	3.3	Wtd. Avg. Base & Total Tons	1,953.40		574.1

TABLE 8: BASE PRICE PAID TO GROWERS FOR GRAPES CRUSHED AND DELIVERED TO CALIFORNIA PROCESSORS FROM THE 2015 CROP WITH BRIX FACTORS AND PURCHASED TONNAGE, BY TYPE, VARIETY, REPORTING DISTRICT WHERE GROWN, AND WEIGHTED AVERAGE BASE PRICE.

District, Type, and Variety	Base Price	Brix	Tons	District, Type, and Variety	Base Price	Brix	Tons
	Per Ton	Factors			Per Ton	Factors	
	Dollars	Code a/			Dollars	Code a/	
DISTRICT 6 (Cont'd)				Wtd. Avg. Base & Total Tons	1,131.58		1.9
Primitivo	2,000.00	000100	19.2	Zinfandel	650.00	017200	2.0
Wtd. Avg. Base & Total Tons	2,000.00		19.2		700.00	000100	224.7
					750.00	000100	63.7
Refosco *	3,200.00	000100	1.6		800.00	000100	133.7
Wtd. Avg. Base & Total Tons	3,200.00		1.6		800.00	017000	1.0
					800.00	018050	0.9
Sangiovese *	1,200.00	000100	12.4		800.00	024500	20.5
	1,200.00	013600	2.0		850.00	000100	249.6
	1,300.00	020800	1.0		900.00	000100	290.1
	1,400.00	000100	18.7		900.00	024500	11.3
	1,450.00	000100	4.2		950.00	000100	0.5
	1,500.00	000100	1.3		1,000.00	000100	124.2
	1,553.00	000100	1.2		1,100.00	000100	4.0
	1,600.00	000100	1.1		1,100.00	013600	8.9
	1,800.00	024800	0.4		1,172.00	000100	0.1
	2,000.00	000100	4.6		1,180.00	024800	4.4
	2,200.00	019300	0.4		1,200.00	000100	36.0
	3,000.00	000100	5.0		1,200.00	013600	2.3
Wtd. Avg. Base & Total Tons	1,572.15		52.3		1,200.00	013800	1.1
					1,200.00	021200	1.1
Souzao	1,500.00	000100	1.1		1,200.00	024800	4.1
	1,800.00	000100	1.3		1,250.00	000100	234.4
Wtd. Avg. Base & Total Tons	1,662.50		2.4		1,300.00	000100	40.3
					1,400.00	000100	37.5
Syrah *	205.00	000100	5.1		1,500.00	000100	29.0
	400.00	000100	5.3		1,500.00	017600	1.0
	450.00	000100	25.1		1,500.00	020800	3.3
	800.00	000100	1.0		1,500.00	025400	12.3
	850.00	000100	1.8		1,500.00	027100	15.3
	900.00	000100	50.9		1,500.00	027800	1.0
	1,000.00	000100	16.5		1,600.00	000100	16.5
	1,000.00	020700	145.7		1,600.00	025100	122.2
	1,100.00	000100	2.8		1,625.00	000100	1.5
	1,100.00	013600	2.9		1,650.00	000100	17.8
	1,125.00	000100	2.7		1,700.00	000100	82.1
	1,200.00	000100	2.8		1,700.00	017400	1.7
	1,200.00	013800	0.6		1,800.00	000100	28.3
	1,250.00	000100	5.4		1,800.00	017400	2.5
	1,350.00	000100	65.4		1,800.00	024500	1.7
	1,400.00	000100	2.0		1,800.00	027600	28.7
	1,450.00	000100	5.3		1,900.00	000100	4.7
	1,500.00	000100	7.9		2,000.00	000100	93.3
	1,500.00	020800	5.4		2,000.00	014100	0.4
	1,500.00	024500	0.9		2,200.00	000100	57.1
	1,500.00	024800	0.5		2,200.00	020800	6.0
	1,500.00	025100	2.1		2,200.00	025100	0.5
	1,650.00	021000	15.5		2,250.00	000100	13.0
	1,800.00	000100	5.3		2,300.00	000100	1.9
	2,000.00	000100	6.7		2,350.00	000100	4.6
	2,000.00	013600	0.6		2,500.00	000100	72.7
	2,000.00	024500	3.0		2,600.00	017600	1.9
	2,100.00	000100	4.0		2,800.00	000100	1.4
	2,200.00	017200	4.0		3,000.00	000100	0.9
	2,300.00	018050	3.4	Wtd. Avg. Base & Total Tons	1,218.77		2,119.7
	2,500.00	000100	0.9				
	2,800.00	019300	0.3	Other Red b/	1,591.68	000100	4.1
	3,200.00	019300	1.8		1,700.00	017400	1.3
Wtd. Avg. Base & Total Tons	1,136.02		403.6	Wtd. Avg. Base & Total Tons	1,617.76		5.4
Tempranillo *	850.00	021500	1.8	DISTRICT 7			
	900.00	000100	1.9	WINE GRAPES (WHITE)			
	1,500.00	000100	75.2	Albarino	1,120.00	054575	97.0
	1,800.00	000100	0.7		1,336.28	000100	43.3
	1,800.00	024500	0.7		1,389.00	000100	119.9
Wtd. Avg. Base & Total Tons	1,476.46		80.3		1,400.00	000100	4.2
					1,400.00	011820	0.9
Tinta Cao	1,300.00	000100	4.4		1,400.00	024500	22.3
Wtd. Avg. Base & Total Tons	1,300.00		4.4		1,500.00	000100	19.6
					1,500.00	013600	2.3
Touriga Nacional *	800.00	000100	1.0		2,000.00	011820	2.3
	1,500.00	000100	0.9	Wtd. Avg. Base & Total Tons	1,311.26		311.8

TABLE 8: BASE PRICE PAID TO GROWERS FOR GRAPES CRUSHED AND DELIVERED TO CALIFORNIA PROCESSORS FROM THE 2015 CROP WITH BRIX FACTORS AND PURCHASED TONNAGE, BY TYPE, VARIETY, REPORTING DISTRICT WHERE GROWN, AND WEIGHTED AVERAGE BASE PRICE.

District, Type, and Variety	Base Price	Brix	Tons	District, Type, and Variety	Base Price	Brix	Tons
	Per Ton	Factors			Per Ton	Factors	
	Dollars	Code a/			Dollars	Code a/	
DISTRICT 7 (Cont'd)					1,410.00	000100	482.5
					1,430.00	024500	100.1
Chardonnay *	500.00	000100	18.9		1,440.00	000100	23.8
	700.00	000100	308.6		1,441.71	000100	189.1
	725.00	000100	265.8		1,444.02	000100	353.9
	750.00	000100	87.9		1,450.00	000100	4.8
	900.00	000100	20.5		1,453.85	000100	586.1
	900.00	013600	1.2		1,470.00	024500	97.9
	939.94	000100	60.7		1,475.00	016800	72.0
	950.00	022700	39.8		1,480.00	000100	2,353.0
	993.86	000100	250.1		1,484.75	000100	268.9
	1,000.00	000100	770.5		1,500.00	000100	825.1
	1,000.00	013400	1.7		1,500.00	013600	22.0
	1,023.75	000100	615.5		1,500.00	017200	47.8
	1,030.00	000100	1,015.5		1,500.00	017400	15.1
	1,041.75	000100	712.2		1,502.95	000100	380.0
	1,100.00	000100	75.7		1,503.31	000100	153.6
	1,100.00	015500	263.1		1,503.31	024500	1,401.6
	1,100.00	015700	5,379.6		1,504.63	000100	136.1
	1,100.00	017000	2,096.2		1,510.25	014565	106.3
	1,100.00	022900	168.6		1,513.30	000100	262.6
	1,100.00	024500	1,539.8		1,525.00	000100	16.0
	1,100.00	048600	288.2		1,530.37	000100	127.8
	1,110.00	000100	110.7		1,550.00	000100	64.4
	1,120.00	045250	586.8		1,575.00	016800	31.7
	1,120.00	048600	509.4		1,590.81	000100	244.9
	1,125.00	000100	744.4		1,591.00	000100	279.7
	1,155.25	000100	97.3		1,600.00	000100	156.0
	1,159.95	024500	22.8		1,600.00	014565	146.9
	1,197.99	000100	1,019.0		1,650.00	000100	28.4
	1,200.00	000100	4,856.4		1,675.10	000100	120.4
	1,200.00	020800	22.4		1,700.00	000100	29.0
	1,200.00	024500	478.0		1,700.00	013600	3.4
	1,209.99	000100	1,032.6		1,700.00	017400	2.9
	1,210.00	000100	380.0		1,800.00	000100	400.1
	1,214.00	000100	507.8		1,800.00	021500	2.0
	1,224.29	000100	900.9		1,800.00	022900	4.4
	1,225.00	000100	434.2		1,850.00	000100	407.1
	1,225.00	024500	302.1		1,900.00	000100	78.2
	1,250.00	000100	1,438.0		1,900.00	021500	35.0
	1,250.00	015800	1,001.1		1,950.00	000100	4.7
	1,250.00	017200	43.8		2,000.00	000100	92.1
	1,250.00	024500	86.9		2,000.00	014565	15.7
	1,271.00	000100	280.5		2,054.91	000100	57.6
	1,272.64	000100	646.0		2,200.00	000100	2.0
	1,272.64	024500	111.9		2,250.00	000100	2.2
	1,273.08	000100	8.9		2,250.00	021200	10.8
	1,275.00	000100	629.4		2,281.25	000100	84.0
	1,275.00	021000	294.8		2,300.00	000100	13.5
	1,295.80	021000	21.4		2,300.00	006650	24.3
	1,300.00	000100	826.2		2,300.00	013800	2.0
	1,300.00	013600	36.2		2,300.00	016800	8.3
	1,300.00	017200	48.8		2,300.00	017200	8.1
	1,300.00	019100	173.6		2,300.00	017400	1.5
	1,300.00	019200	354.9		2,300.00	020800	2.3
	1,300.00	021000	399.0		2,300.00	021500	21.0
	1,300.00	024500	658.1		2,400.00	000100	1.7
	1,304.18	000100	191.7		2,450.00	000100	57.0
	1,306.19	000100	46.6		2,500.00	000100	3.0
	1,310.00	000100	422.0		2,600.00	000100	19.7
	1,312.52	000100	48.3		2,600.00	021800	3.5
	1,325.00	000100	108.1		2,650.00	000100	3.0
	1,339.84	000100	152.6		2,750.00	021800	4.1
	1,350.00	000100	564.3		2,800.00	000100	4.7
	1,350.00	013600	230.5		2,800.00	013400	2.0
	1,350.00	017200	120.4		3,000.00	000100	21.1
	1,360.00	000100	232.7		3,000.00	013600	1.7
	1,366.11	000100	53.9		3,000.00	014565	10.7
	1,375.00	000100	337.0		3,000.00	017600	0.6
	1,391.96	000100	334.4		3,150.00	000100	26.3
	1,400.00	000100	1,301.0		3,150.00	014565	16.6
	1,400.00	013600	97.9		3,187.50	000100	2.5
	1,400.00	024500	173.3		3,200.00	000100	5.5

TABLE 8: BASE PRICE PAID TO GROWERS FOR GRAPES CRUSHED AND DELIVERED TO CALIFORNIA PROCESSORS FROM THE 2015 CROP WITH BRIX FACTORS AND PURCHASED TONNAGE, BY TYPE, VARIETY, REPORTING DISTRICT WHERE GROWN, AND WEIGHTED AVERAGE BASE PRICE.

District, Type, and Variety	Base Price	Brix	Tons	District, Type, and Variety	Base Price	Brix	Tons
	Per Ton	Factors			Per Ton	Factors	
	Dollars	Code a/			Dollars	Code a/	
DISTRICT 7 (Cont'd)							
Chardonnay * (Cont'd)	3,500.00	000100	12.6	Pinot Gris *	1,000.00	000100	97.7
	3,900.00	000100	1.5		1,008.71	000100	31.7
	4,000.00	000100	6.4		1,050.00	000100	420.2
	4,000.00	013800	1.0		1,082.00	000100	60.8
	4,500.00	000100	1.8		1,100.00	000100	96.4
Wtd. Avg. Base & Total Tons	1,266.40		48,076.8		1,120.00	044460	803.1
					1,155.00	000100	12.8
Chenin Blanc	750.00	000100	160.7		1,200.00	000100	535.7
	1,000.00	000100	2.0		1,200.00	012500	71.3
	1,100.00	000100	65.0		1,200.00	024500	14.9
	1,500.00	000100	4.7		1,210.00	000100	43.5
	1,900.00	000100	13.6		1,214.00	000100	57.8
	3,200.00	000100	0.4		1,250.00	000100	171.6
Wtd. Avg. Base & Total Tons	926.12		246.4		1,250.00	021000	174.7
					1,259.80	000100	56.1
Gewurztraminer	625.00	000100	876.5		1,294.54	000100	36.1
	700.00	045595	614.0		1,300.00	000100	235.2
	875.00	000100	371.7		1,335.63	000100	49.0
	900.00	056698	577.2		1,388.48	000100	38.7
	950.00	000100	565.6		1,400.00	000100	2.5
	950.00	017000	128.2		1,400.00	020800	61.9
	1,000.00	000100	92.1		1,500.00	000100	43.6
	1,033.00	000100	115.4		1,500.00	020800	16.5
	1,082.00	000100	386.5		1,650.00	000100	14.1
	1,100.00	000100	34.7		1,650.00	013600	2.8
	1,200.00	000100	2.8		1,650.00	021000	98.8
	1,400.00	013800	21.0		1,850.00	000100	3.8
	1,400.00	017000	20.7		2,000.00	013600	1.8
	1,500.00	030400	1.9		2,000.00	018800	4.9
Wtd. Avg. Base & Total Tons	843.87		3,808.3	Wtd. Avg. Base & Total Tons	1,194.88		3,258.0
Grenache Blanc	1,500.00	000100	2.8	Roussanne	1,500.00	000100	2.2
	2,250.00	000100	2.1		1,500.00	026700	1.9
	2,350.00	000100	20.1		3,620.00	000100	15.1
	2,500.00	013100	2.1	Wtd. Avg. Base & Total Tons	3,167.29		19.2
Wtd. Avg. Base & Total Tons	2,266.05		27.1				
Gruner Veltliner	1,120.00	048600	286.8	Sauvignon Blanc	890.00	000100	42.4
	2,000.00	000100	4.3		900.00	000100	380.7
	2,000.00	020800	5.8		900.00	015700	50.7
	2,600.00	000100	1.8		950.00	000100	276.8
Wtd. Avg. Base & Total Tons	1,158.67		298.7		961.80	013600	5.7
					981.71	000100	59.6
					996.34	000100	268.1
Malvasia Bianca	1,120.00	048600	162.4		1,000.00	000100	277.9
	1,200.00	000100	67.1		1,000.00	015800	16.9
	1,350.00	000100	22.9		1,041.75	000100	57.5
	1,550.00	013600	3.6		1,050.00	000100	565.1
Wtd. Avg. Base & Total Tons	1,167.59		256.0		1,050.00	020800	65.7
					1,100.00	000100	175.5
Marsanne	1,000.00	000100	24.3		1,100.00	013400	48.7
	1,041.75	000100	15.9		1,100.00	017200	3.9
	2,758.06	000100	24.8		1,120.00	045250	230.6
Wtd. Avg. Base & Total Tons	1,680.98		65.0		1,125.00	000100	341.5
					1,200.00	000100	211.1
Muscat Blanc *	774.52	000100	40.9		1,200.00	016800	12.1
	850.00	000100	285.0		1,225.00	016800	170.9
	1,100.00	000100	88.3		1,300.00	000100	15.3
	1,120.00	048600	399.1		1,329.81	000100	5.4
	1,200.00	000100	35.2		1,378.14	000100	75.8
	2,700.00	000100	0.5		1,400.00	000100	30.4
Wtd. Avg. Base & Total Tons	1,014.89		849.0		1,400.00	013400	6.1
					1,400.00	013600	2.0
Picpoul Blanc	2,236.00	000100	14.2		1,400.00	021500	4.0
Wtd. Avg. Base & Total Tons	2,236.00		14.2		1,541.90	014565	91.4
					1,600.00	000100	3.0
Pinot Blanc	1,041.75	000100	31.0		1,600.00	017200	13.8
	1,100.00	000100	63.6		2,292.34	017200	2.1
	1,250.00	000100	81.0	Wtd. Avg. Base & Total Tons	1,074.24		3,510.7
	1,400.00	000100	7.2				
	2,400.00	000100	2.0	Sauvignon Musque	1,325.00	000100	4.7
	3,000.00	013800	1.3		1,350.00	000100	15.7
Wtd. Avg. Base & Total Tons	1,194.43		186.1		1,500.00	000100	1.6

TABLE 8: BASE PRICE PAID TO GROWERS FOR GRAPES CRUSHED AND DELIVERED TO CALIFORNIA PROCESSORS FROM THE 2015 CROP WITH BRIX FACTORS AND PURCHASED TONNAGE, BY TYPE, VARIETY, REPORTING DISTRICT WHERE GROWN, AND WEIGHTED AVERAGE BASE PRICE.

District, Type, and Variety	Base Price	Brix	Tons	District, Type, and Variety	Base Price	Brix	Tons
	Per Ton	Factors			Per Ton	Factors	
	Dollars	Code a/			Dollars	Code a/	
DISTRICT 7 (Cont'd)				Cabernet Franc			
Sauvignon Musque (Cont'd)					908.39	000100	59.2
Wtd. Avg. Base & Total Tons	1,355.57		22.0		1,060.00	000100	69.3
Semillon	1,328.29	000100	8.9		1,236.00	000100	7.9
	1,500.00	014565	9.3		1,280.00	000100	11.1
Wtd. Avg. Base & Total Tons	1,416.03		18.2		1,300.00	000100	66.8
					1,350.00	000100	15.0
Tocai Friulano	850.00	000100	12.9		1,400.00	000100	1.8
Wtd. Avg. Base & Total Tons	850.00		12.9		1,531.30	000100	33.0
					1,800.00	000100	2.7
Vermentino *	1,500.00	000100	2.9		1,900.00	000100	1.1
Wtd. Avg. Base & Total Tons	1,500.00		2.9		2,000.00	000100	0.5
					4,000.00	000100	0.1
Viognier	750.00	000100	1.7	Wtd. Avg. Base & Total Tons	1,190.69		268.5
	1,200.00	000100	1.3				
	1,350.00	000100	7.8	Cabernet Sauvignon	800.00	062585	110.9
	1,500.00	000100	3.5		926.05	000100	1,295.8
	1,500.00	017400	1.9		950.00	000100	58.0
	1,500.00	026700	0.8		959.56	000100	109.7
	1,575.00	000100	1.8		1,000.00	000100	897.3
	1,800.00	021200	2.0		1,010.07	000100	155.3
	1,867.59	000100	57.9		1,027.00	000100	119.0
	2,000.00	013600	1.5		1,100.00	000100	170.0
	2,400.00	000100	1.6		1,110.00	000100	52.7
	3,000.00	017400	0.2		1,141.13	020800	122.7
	3,500.00	000100	0.2		1,194.00	000100	107.8
Wtd. Avg. Base & Total Tons	1,768.53		82.2		1,200.00	000100	1,530.0
					1,200.00	019300	56.5
White Riesling *	300.00	000100	132.1		1,200.00	020800	468.8
	610.00	000100	198.8		1,200.00	022600	1,001.2
	700.00	000100	180.8		1,200.00	050200	171.4
	700.00	045595	222.2		1,200.00	062585	160.1
	810.00	000100	187.4		1,200.00	062590	25.1
	825.00	000100	33.1		1,210.00	000100	233.2
	900.00	000100	183.4		1,236.00	000100	75.1
	912.50	000100	185.9		1,250.00	000100	336.5
	950.00	000100	130.2		1,250.00	020800	45.4
	1,000.00	000100	1,433.3		1,255.00	000100	151.7
	1,000.00	013400	21.6		1,260.00	000100	19.4
	1,000.00	022700	26.3		1,275.00	000100	341.1
	1,000.00	048600	152.2		1,293.41	000100	183.4
	1,050.00	000100	480.2		1,300.00	000100	339.2
	1,082.00	000100	1,302.2		1,330.00	000100	21.7
	1,100.00	000100	455.2		1,350.00	000100	185.9
	1,100.00	013100	2.5		1,369.00	000100	27.0
	1,100.00	013800	6.1		1,400.00	000100	85.6
	1,120.00	048600	318.3		1,400.00	023000	716.3
	1,130.00	000100	217.0		1,417.50	000100	211.1
	1,158.11	000100	15.1		1,450.00	000100	239.0
	1,166.00	000100	161.3		1,457.00	000100	51.3
	1,200.00	000100	130.1		1,500.00	000100	369.5
	1,200.00	017200	7.0		1,519.43	000100	123.8
	1,300.00	000100	3.0		1,600.00	000100	21.0
	1,300.00	010700	3.1		1,625.00	000100	43.4
	1,400.00	000100	3.9		1,650.00	000100	2.9
	1,400.00	017000	8.1		1,650.00	025100	72.7
	1,500.00	000100	2.0		1,700.00	000100	104.4
	1,500.00	003100	25.4		1,700.00	024300	27.2
	1,641.00	000100	3.4		1,700.00	024500	14.8
Wtd. Avg. Base & Total Tons	991.86		6,231.2		1,718.56	000100	97.0
					1,800.00	000100	22.0
Other White b/	1,500.00	000100	0.9	Wtd. Avg. Base & Total Tons	2,000.00	000100	212.8
	1,500.00	013600	0.3		2,200.00	000100	63.5
Wtd. Avg. Base & Total Tons	1,500.00		1.2		2,200.00	025100	86.1
					2,300.00	000100	10.9
					4,000.00	000100	0.5
WINE GRAPES (RED)					1,236.47		11,147.7
Alicante Bouschet *	1,200.00	000100	8.6	Wtd. Avg. Base & Total Tons			
Wtd. Avg. Base & Total Tons	1,200.00		8.6	Carignane	800.00	000100	0.8
					1,100.00	000100	0.9
Barbera	1,000.00	000100	37.3	Wtd. Avg. Base & Total Tons	958.82		1.7
	2,400.00	000100	1.2				
Wtd. Avg. Base & Total Tons	1,043.64		38.5	Cinsaut *	1,200.00	000100	2.6
					1,300.00	000100	11.7

TABLE 8: BASE PRICE PAID TO GROWERS FOR GRAPES CRUSHED AND DELIVERED TO CALIFORNIA PROCESSORS FROM THE 2015 CROP WITH BRIX FACTORS AND PURCHASED TONNAGE, BY TYPE, VARIETY, REPORTING DISTRICT WHERE GROWN, AND WEIGHTED AVERAGE BASE PRICE.

District, Type, and Variety	Base Price	Brix	Tons	District, Type, and Variety	Base Price	Brix	Tons
	Per Ton	Factors			Per Ton	Factors	
	Dollars	Code a/			Dollars	Code a/	
DISTRICT 7 (Cont'd)					1,600.00	000100	1.0
Cinsaut * (Cont'd)	1,300.00	017000	6.8		1,900.00	000100	0.6
	1,600.00	000100	3.4		2,500.00	017600	0.3
Wtd. Avg. Base & Total Tons	1,331.02		24.5		2,800.00	000100	5.3
					2,900.00	000100	6.5
Counoise	1,500.00	000100	0.2		3,300.00	017600	1.8
Wtd. Avg. Base & Total Tons	1,500.00		0.2	Wtd. Avg. Base & Total Tons	1,620.46		99.2
Dornfelder	1,200.00	011820	2.6	Merlot	360.00	000100	190.7
Wtd. Avg. Base & Total Tons	1,200.00		2.6		500.00	000100	102.7
					885.49	000100	227.1
Gamay (Napa) *	1,130.00	000100	171.3		900.00	000100	305.1
	1,200.00	000100	2.0		900.00	020800	523.0
Wtd. Avg. Base & Total Tons	1,130.81		173.3		950.00	000100	22.1
					970.00	058780	910.1
Graciano	1,000.00	000100	0.3		987.88	000100	383.7
	2,000.00	000100	0.2		993.68	000100	267.3
Wtd. Avg. Base & Total Tons	1,400.00		0.5		1,000.00	000100	249.5
					1,000.00	020600	2,794.1
Grenache *	1,000.00	000100	8.2		1,001.45	000100	49.4
	1,200.00	000100	42.3		1,042.54	000100	755.6
	1,248.00	000100	50.2		1,050.00	000100	514.2
	1,250.00	000100	22.4		1,051.38	017000	310.9
	1,251.72	000100	21.0		1,086.67	000100	240.6
	1,300.00	000100	7.6		1,095.00	000100	6.0
	1,345.36	000100	7.4		1,100.00	000100	1,260.1
	1,400.00	000100	54.4		1,100.00	020800	1,488.8
	1,400.00	021500	2.0		1,100.00	058780	193.8
	1,450.00	000100	122.4		1,133.22	000100	471.9
	1,464.00	000100	20.4		1,147.00	000100	43.5
	1,465.00	000100	12.5		1,150.00	000100	519.2
	1,500.00	000100	153.8		1,194.00	000100	414.0
	1,550.00	000100	9.5		1,200.00	000100	1,057.1
	1,600.00	000100	90.1		1,200.00	013800	4.0
	1,600.00	017600	2.2		1,200.00	020800	11.3
	1,650.00	000100	27.2		1,210.00	000100	733.2
	1,700.00	000100	20.2		1,250.00	000100	159.3
	1,800.00	000100	19.9		1,250.00	023000	411.8
	1,800.00	017600	0.9		1,250.00	024500	95.2
	1,800.00	025100	100.0		1,275.00	000100	180.5
	1,900.00	000100	3.3		1,277.71	000100	85.0
	2,000.00	000100	1.7		1,300.00	000100	42.6
	2,232.00	000100	42.4		1,328.24	000100	135.6
	2,233.00	000100	10.7		1,339.00	000100	26.4
	2,250.00	000100	2.1		1,343.72	000100	92.4
	2,500.00	000100	22.6		1,370.19	000100	128.3
	2,500.00	021600	0.6		1,400.00	000100	157.2
	2,513.18	000100	5.5		1,500.00	000100	23.6
	3,500.00	000100	2.1		1,600.00	000100	9.9
	3,800.00	000100	2.3		1,700.00	000100	8.6
Wtd. Avg. Base & Total Tons	1,589.09		887.9		1,800.00	000100	22.6
					1,900.00	000100	15.3
Malbec	800.00	021500	1.0		2,000.00	000100	0.5
	950.66	000100	148.7		4,000.00	000100	0.5
	967.29	017000	224.2	Wtd. Avg. Base & Total Tons	1,075.07		15,644.3
	1,102.50	000100	23.3				
	1,200.00	022600	259.0	Montepulciano	2,000.00	013600	1.6
	1,250.00	000100	125.5	Wtd. Avg. Base & Total Tons	2,000.00		1.6
	1,300.00	000100	19.0				
	1,300.00	017000	1.2	Negrette *	2,400.00	000100	1.0
	1,350.00	000100	46.6	Wtd. Avg. Base & Total Tons	2,400.00		1.0
	1,433.25	000100	44.0				
	1,450.00	000100	23.9	Petit Verdot	1,137.00	000100	29.9
	1,500.00	000100	165.8		1,194.00	000100	7.4
	1,500.00	025100	17.9		1,200.00	024300	194.9
	1,750.00	000100	1.5		1,250.00	000100	63.2
	1,800.00	000100	27.8		1,300.00	000100	20.2
	2,000.00	000100	9.0		1,400.00	000100	1.9
	4,000.00	000100	0.1		1,400.00	017600	2.8
Wtd. Avg. Base & Total Tons	1,217.30		1,138.5		1,500.00	000100	43.8
					1,600.00	000100	13.8
Mataro *	1,400.00	000100	79.2		1,700.00	024800	1.0
	1,500.00	000100	4.5		1,800.00	000100	1.0

TABLE 8: BASE PRICE PAID TO GROWERS FOR GRAPES CRUSHED AND DELIVERED TO CALIFORNIA PROCESSORS FROM THE 2015 CROP WITH BRIX FACTORS AND PURCHASED TONNAGE, BY TYPE, VARIETY, REPORTING DISTRICT WHERE GROWN, AND WEIGHTED AVERAGE BASE PRICE.

District, Type, and Variety	Base Price	Brix	Tons	District, Type, and Variety	Base Price	Brix	Tons
	Per Ton	Factors			Per Ton	Factors	
	Dollars	Code a/			Dollars	Code a/	
DISTRICT 7 (Cont'd)					1,717.00	000100	78.1
Petit Verdot (Cont'd)	2,000.00	000100	2.2		1,750.00	000100	575.9
Wtd. Avg. Base & Total Tons	1,267.29		382.1		1,750.49	000100	26.6
					1,800.00	000100	847.6
Petite Sirah	850.00	000100	135.8		1,800.00	008000	25.5
	1,100.00	000100	3.0		1,800.00	013800	64.5
	1,100.00	063600	18.1		1,800.00	021000	158.3
	1,120.00	063600	95.5		1,800.00	021500	2.5
	1,194.00	000100	82.3		1,800.00	023000	309.0
	1,200.00	000100	270.7		1,800.00	025100	48.5
	1,200.00	019300	18.1		1,800.00	060485	133.0
	1,236.00	000100	14.8		1,836.42	000100	736.1
	1,248.00	000100	28.1		1,850.00	000100	163.0
	1,250.00	000100	196.2		1,872.08	000100	145.0
	1,285.00	000100	83.4		1,875.00	000100	38.4
	1,300.00	000100	100.5		1,900.00	000100	1,476.3
	1,400.00	000100	7.2		1,900.00	020800	9.5
	1,500.00	000100	103.7		1,900.00	024800	3.7
	1,650.00	000100	10.5		1,918.76	000100	83.8
	1,676.79	000100	21.2		1,924.00	000100	17.8
	1,800.00	000100	31.5		1,950.00	000100	215.3
	2,000.00	000100	3.0		1,950.00	008000	14.7
	2,500.00	000100	1.4		1,956.28	000100	144.9
Wtd. Avg. Base & Total Tons	1,233.93		1,225.0		1,981.04	000100	554.7
					2,000.00	000100	451.6
Pinot Noir	750.00	000100	0.3		2,000.00	020600	35.5
	1,087.00	000100	591.1		2,000.00	024800	0.9
	1,100.00	000100	244.6		2,000.00	060485	88.7
	1,199.09	000100	69.2		2,080.09	000100	287.1
	1,200.00	000100	37.9		2,100.00	000100	42.4
	1,200.00	020700	951.3		2,150.00	008000	11.1
	1,300.00	000100	4.6		2,200.00	000100	148.1
	1,337.20	000100	72.9		2,200.00	014100	1.9
	1,375.00	000100	131.0		2,200.00	014565	4.9
	1,386.73	000100	150.0		2,243.02	000100	27.3
	1,400.00	000100	313.1		2,250.00	000100	21.3
	1,400.00	050200	383.2		2,289.18	000100	286.2
	1,400.00	059560	190.3		2,300.00	000100	33.9
	1,427.00	000100	83.4		2,300.00	021200	0.6
	1,427.00	026700	152.4		2,300.00	021500	72.0
	1,458.78	023000	128.5		2,324.31	000100	38.9
	1,485.78	000100	171.5		2,400.00	000100	70.0
	1,492.95	000100	129.6		2,400.00	020600	39.6
	1,500.00	000100	851.2		2,400.00	021000	7.7
	1,500.00	020800	20.3		2,400.00	024500	3.2
	1,500.00	023000	143.0		2,500.00	000100	13.2
	1,500.00	058780	86.8		2,500.00	020600	8.6
	1,510.00	000100	228.9		2,525.00	000100	41.7
	1,560.07	000100	41.0		2,550.00	000100	57.5
	1,561.00	000100	53.3		2,550.59	000100	209.1
	1,600.00	000100	294.7		2,600.00	000100	41.3
	1,600.00	020800	319.4		2,600.00	013600	4.0
	1,600.00	021000	326.0		2,600.00	022900	38.3
	1,600.00	024500	30.9		2,700.00	000100	5.8
	1,628.13	000100	64.7		2,750.00	000100	1.7
	1,634.36	000100	505.3		2,750.00	021500	61.0
	1,635.13	000100	596.8		2,800.00	000100	3.6
	1,639.00	000100	392.0		2,900.00	021000	1.5
	1,649.00	000100	18.7		2,958.22	000100	3.1
	1,650.00	000100	1,217.6		3,000.00	000100	45.3
	1,656.00	000100	10.9		3,000.00	006650	16.2
	1,664.07	000100	143.3		3,000.00	013600	4.4
	1,670.00	017400	67.2		3,000.00	014565	13.3
	1,670.96	000100	52.4		3,000.00	017200	12.5
	1,675.00	000100	1,519.4		3,000.00	020600	13.3
	1,676.79	000100	428.3		3,000.00	022900	2.9
	1,676.79	020800	114.6		3,000.00	024500	15.4
	1,700.00	000100	1,182.8		3,000.00	024800	3.9
	1,700.00	019100	83.1		3,100.00	000100	34.1
	1,700.00	023000	89.3		3,200.00	000100	31.2
	1,700.00	024500	359.0		3,200.00	014565	26.0
	1,709.89	000100	130.4		3,287.50	000100	49.3
	1,716.07	000100	187.8		3,300.00	000100	2.7

TABLE 8: BASE PRICE PAID TO GROWERS FOR GRAPES CRUSHED AND DELIVERED TO CALIFORNIA PROCESSORS FROM THE 2015 CROP WITH BRIX FACTORS AND PURCHASED TONNAGE, BY TYPE, VARIETY, REPORTING DISTRICT WHERE GROWN, AND WEIGHTED AVERAGE BASE PRICE.

District, Type, and Variety	Base Price	Brix	Tons	District, Type, and Variety	Base Price	Brix	Tons
	Per Ton	Factors			Per Ton	Factors	
	Dollars	Code a/			Dollars	Code a/	
DISTRICT 7 (Cont'd)					1,000.00	000100	74.8
Pinot Noir (Cont'd)	3,302.52	000100	5.2		1,000.00	013600	4.4
	3,400.00	000100	9.7		1,000.00	019300	21.7
	3,500.00	000100	74.8		1,000.00	020800	356.5
	3,500.00	013800	26.9		1,033.00	000100	201.5
	3,500.00	020800	51.4		1,040.00	000100	10.9
	3,500.00	021200	1.5		1,060.00	000100	48.3
	3,500.00	021600	13.9		1,078.46	000100	334.6
	3,500.00	021800	3.9		1,100.00	000100	184.7
	3,600.00	021600	1.0		1,100.00	020600	12.8
	3,732.79	000100	43.6		1,110.00	000100	8.6
	3,800.00	000100	2.9		1,150.00	000100	49.5
	3,800.00	014000	1.2		1,155.00	000100	200.9
	4,000.00	000100	54.5		1,200.00	000100	289.1
	4,000.00	021800	2.2		1,200.00	026700	12.1
	4,000.00	022900	15.7		1,202.00	000100	13.0
	4,200.00	000100	2.5		1,252.17	000100	12.4
	4,300.00	000100	1.9		1,264.00	000100	15.6
	4,455.49	000100	63.7		1,300.00	000100	20.8
	4,500.00	000100	50.1		1,400.00	000100	8.7
	4,500.00	014565	11.8		1,414.00	000100	6.9
	4,500.00	024500	4.4		1,450.00	000100	20.7
	4,500.00	024600	5.3		1,500.00	000100	46.0
	4,750.00	000100	44.7		1,500.00	021000	8.9
	4,800.00	013400	2.0		1,550.00	000100	6.3
	5,150.00	000100	1.9		1,553.00	000100	6.7
	5,150.00	014565	8.4		1,600.00	000100	21.5
	5,250.00	000100	92.3		1,600.00	017000	0.7
	5,250.00	014565	1.0		1,676.79	000100	7.1
	5,250.00	024500	9.5		1,700.00	000100	8.2
	5,868.67	000100	19.2		1,700.00	017600	1.4
	6,000.00	000100	11.3		1,750.00	021500	9.0
	6,000.00	014565	2.6		1,800.00	000100	9.4
	6,000.00	024500	3.7		2,000.00	000100	16.3
	6,062.00	000100	2.9		2,450.00	000100	1.1
	6,226.23	000100	8.5		2,500.00	000100	4.0
	6,359.00	000100	11.0		3,000.00	000100	0.4
	6,985.50	000100	6.4		3,200.00	000100	0.3
	7,154.14	000100	0.8		3,289.47	000100	1.5
	7,346.00	021800	2.1		3,400.00	000100	6.5
	7,716.78	000100	2.6		3,500.00	000100	14.3
	7,800.00	027120	4.4		3,750.00	000100	4.1
	7,850.00	027120	2.1		3,750.00	024500	2.1
	8,115.00	021800	5.7		3,900.00	000100	3.0
	8,115.11	000100	7.3		4,000.00	000100	1.6
	8,252.43	000100	2.1	Wtd. Avg. Base & Total Tons	1,092.06		3,097.9
	8,315.22	000100	9.2				
Wtd. Avg. Base & Total Tons	1,805.58		22,380.3	Tannat	1,250.00	000100	180.3
					2,000.00	011820	3.2
Primitivo	2,410.27	000100	93.6		2,250.00	000100	6.1
Wtd. Avg. Base & Total Tons	2,410.27		93.6	Wtd. Avg. Base & Total Tons	1,294.83		189.6
Ruby Cabernet	400.00	000100	409.0	Tempranillo *	1,000.00	000100	3.3
Wtd. Avg. Base & Total Tons	400.00		409.0		1,100.00	000100	3.0
					1,200.00	000100	2.0
Sangiovese *	1,000.00	000100	2.1		1,300.00	000100	16.1
	1,100.00	000100	31.6		1,400.00	000100	8.8
	1,202.00	000100	31.6		1,600.00	000100	3.3
	1,250.00	013600	3.1		1,750.00	000100	2.0
	1,500.00	013600	1.8		2,000.00	027600	2.4
	2,000.00	000100	1.8	Wtd. Avg. Base & Total Tons	1,365.04		40.9
Wtd. Avg. Base & Total Tons	1,180.81		72.0				
				Teroldego	1,500.00	020800	3.0
Souzao	1,850.00	000100	23.8		1,600.00	000100	10.9
Wtd. Avg. Base & Total Tons	1,850.00		23.8	Wtd. Avg. Base & Total Tons	1,578.42		13.9
Syrah *	800.00	017900	0.7	Touriga Nacional *	1,400.00	000100	3.7
	810.00	000100	83.0	Wtd. Avg. Base & Total Tons	1,400.00		3.7
	825.00	000100	318.7				
	970.00	050200	265.9	Trousseau *	2,000.00	000100	2.5
	972.41	000100	46.0		2,400.00	000100	0.8
	975.00	000100	153.8	Wtd. Avg. Base & Total Tons	2,096.97		3.3
	986.00	000100	140.9				

TABLE 8: BASE PRICE PAID TO GROWERS FOR GRAPES CRUSHED AND DELIVERED TO CALIFORNIA PROCESSORS FROM THE 2015 CROP WITH BRIX FACTORS AND PURCHASED TONNAGE, BY TYPE, VARIETY, REPORTING DISTRICT WHERE GROWN, AND WEIGHTED AVERAGE BASE PRICE.

District, Type, and Variety	Base Price	Brix	Tons	District, Type, and Variety	Base Price	Brix	Tons
	Per Ton	Factors			Per Ton	Factors	
	Dollars	Code a/			Dollars	Code a/	
DISTRICT 7 (Cont'd)					1,361.39	000100	19.4
Zinfandel	800.00	000100	0.6		1,400.00	000100	582.1
	1,200.00	000100	40.8		1,400.00	020800	23.0
	1,250.00	000100	1.2		1,400.00	021000	1.4
	1,298.83	000100	15.8		1,422.13	000100	1,238.6
	1,354.66	024800	18.7		1,425.00	000100	182.7
	1,400.00	000100	1.7		1,450.00	000100	3.9
	1,600.00	000100	4.7		1,450.00	013600	179.8
	1,800.00	000100	1.3		1,450.00	017200	42.1
	1,900.00	000100	2.9		1,450.00	024500	55.1
	2,500.00	000100	3.7		1,481.17	000100	82.7
Wtd. Avg. Base & Total Tons	1,354.42		91.4		1,500.00	000100	65.2
					1,500.00	007900	1.0
DISTRICT 8					1,500.00	017200	72.1
WINE GRAPES (WHITE)					1,500.00	017400	52.7
Albarino	500.00	011100	2.0		1,510.00	000100	97.5
	1,200.00	000100	6.5		1,539.00	016800	35.2
	1,400.00	000100	1.1		1,550.00	000100	2.6
	1,450.00	000100	4.9		1,550.00	017200	95.0
	1,650.00	000100	5.8		1,550.00	024500	250.0
	1,700.00	017200	7.0		1,594.82	000100	19.3
	1,800.00	000100	43.0		1,600.00	000100	239.3
	1,800.00	002600	9.0		1,600.00	013600	18.0
	1,850.00	000100	4.3		1,600.00	017800	1.4
	1,950.00	000100	7.5		1,615.48	017200	696.3
	2,000.00	000100	10.7		1,620.53	000100	19.6
	2,000.00	013400	1.0		1,628.42	000100	47.1
	2,000.00	013600	1.0		1,650.00	000100	24.3
	2,000.00	022900	3.1		1,700.00	000100	180.0
	2,100.00	009400	1.1		1,700.00	010700	2.2
	2,115.00	013600	2.5		1,700.00	019000	66.3
	2,200.00	000100	3.2		1,760.00	000100	136.2
	2,300.00	000100	2.6		1,799.99	000100	132.1
	2,931.84	000100	9.2		1,800.00	000100	266.1
Wtd. Avg. Base & Total Tons	1,866.82		125.5		1,800.00	016800	39.7
					1,800.00	024500	4.2
Arneis	1,700.00	000100	6.5		1,850.00	000100	96.9
	1,700.00	021200	1.8		1,850.00	025100	17.5
	1,850.00	021200	0.9		1,853.00	000100	34.3
Wtd. Avg. Base & Total Tons	1,714.67		9.2		1,900.00	000100	330.1
					1,900.00	016800	23.2
Chardonnay *	500.00	000100	3.5		1,900.00	017200	1.0
	500.00	048600	42.4		1,900.00	043600	40.1
	600.00	000100	338.9		1,900.27	000100	3.5
	700.00	069497	60.4		1,921.24	000100	306.8
	725.00	000100	1,175.7		1,927.79	000100	63.8
	800.00	000100	76.7		1,950.00	000100	39.9
	800.00	048600	343.1		1,999.62	000100	93.5
	832.32	048600	1,939.7		2,000.00	000100	150.9
	850.00	000100	118.1		2,000.00	013400	1.6
	900.00	000100	70.2		2,000.00	017200	63.4
	920.00	048600	514.9		2,000.00	021200	16.0
	1,000.00	000100	302.6		2,000.00	043600	19.7
	1,000.00	017200	70.9		2,003.93	000100	2.8
	1,000.00	020800	4.4		2,025.00	000100	28.6
	1,000.00	024500	429.7		2,047.50	000100	5.0
	1,000.00	048600	169.5		2,050.00	000100	55.5
	1,100.00	000100	244.6		2,072.81	000100	101.2
	1,100.00	024500	290.2		2,100.00	000100	189.4
	1,200.00	000100	369.1		2,100.00	017000	5.1
	1,200.00	017600	27.5		2,100.00	018900	10.1
	1,200.00	024500	5.0		2,100.00	020800	4.1
	1,200.00	048600	664.5		2,150.00	000100	25.8
	1,210.00	000100	26.0		2,150.00	017200	63.5
	1,215.92	000100	7.5		2,161.06	000100	147.8
	1,215.96	000100	29.7		2,200.00	000100	58.9
	1,250.00	000100	698.0		2,200.00	020600	12.7
	1,295.00	014100	42.4		2,200.00	020800	1.0
	1,295.38	000100	37.3		2,211.33	000100	100.0
	1,300.00	000100	494.8		2,222.00	017200	42.5
	1,300.00	024500	61.2		2,250.00	000100	18.0
	1,300.49	017000	497.3		2,250.00	024800	31.7
	1,350.00	000100	179.9		2,250.00	043600	19.0

TABLE 8: BASE PRICE PAID TO GROWERS FOR GRAPES CRUSHED AND DELIVERED TO CALIFORNIA PROCESSORS FROM THE 2015 CROP WITH BRIX FACTORS AND PURCHASED TONNAGE, BY TYPE, VARIETY, REPORTING DISTRICT WHERE GROWN, AND WEIGHTED AVERAGE BASE PRICE.

District, Type, and Variety	Base Price	Brix	Tons	District, Type, and Variety	Base Price	Brix	Tons
	Per Ton	Factors			Per Ton	Factors	
	Dollars	Code a/			Dollars	Code a/	
DISTRICT 8 (Cont'd)					1,650.00	013600	4.6
Chardonnay * (Cont'd)	2,296.62	000100	95.8		1,800.00	000100	4.5
	2,300.00	000100	4.5		1,800.00	009500	1.8
	2,308.91	000100	4.5		2,000.00	000100	10.0
	2,311.83	000100	18.7		2,500.00	000100	1.4
	2,335.87	000100	8.3		2,781.31	000100	11.3
	2,338.01	000100	4.9		4,575.45	000100	2.8
	2,350.00	000100	36.3	Wtd. Avg. Base & Total Tons	1,519.79		183.2
	2,350.44	000100	7.9				
	2,350.48	000100	9.8	Fiano	1,500.00	000100	1.4
	2,390.00	000100	155.0		2,600.00	000100	0.3
	2,398.07	000100	21.2	Wtd. Avg. Base & Total Tons	1,694.12		1.7
	2,400.00	000100	23.4				
	2,415.34	000100	6.8	Gewurztraminer	1,400.00	000100	11.8
	2,468.00	017200	4.9		1,450.00	019000	0.4
	2,468.90	019000	8.8		1,500.00	000100	1.0
	2,500.00	000100	55.9		1,500.00	013600	2.0
	2,500.00	013400	6.1		1,750.00	000100	0.2
	2,500.00	013600	3.1		2,200.00	000100	4.5
	2,512.86	000100	9.5	Wtd. Avg. Base & Total Tons	1,600.50		19.9
	2,530.00	000100	13.6				
	2,600.00	000100	3.6	Grenache Blanc	412.66	000100	7.3
	2,600.00	017400	49.5		1,050.00	000100	16.9
	2,600.00	024800	2.2		1,200.00	000100	18.7
	2,620.00	000100	1.0		1,219.98	000100	5.0
	2,721.00	000100	1.4		1,300.00	000100	24.8
	2,787.00	013600	51.0		1,400.00	000100	2.1
	2,800.00	000100	3.7		1,400.00	009400	15.5
	2,893.57	000100	3.0		1,400.00	016000	6.1
	2,900.00	012400	61.6		1,435.00	017600	5.0
	2,974.95	000100	1.2		1,450.00	000100	6.8
	2,986.50	013600	1.8		1,465.00	000100	12.3
	2,998.35	000100	9.1		1,500.00	000100	1.4
	3,000.00	000100	52.2		1,594.39	000100	4.6
	3,000.00	012400	6.9		1,600.00	013600	24.0
	3,000.00	013600	1.0		1,650.00	000100	8.6
	3,000.00	014400	1.8		1,650.00	013600	5.1
	3,000.00	017200	12.7		1,751.25	000100	8.0
	3,000.00	019300	3.2		1,800.00	000100	35.6
	3,072.00	017400	4.2		1,800.00	009400	6.1
	3,149.39	000100	5.2		1,800.00	011300	9.1
	3,200.00	000100	15.2		1,800.00	013400	2.5
	3,250.00	000100	2.1		1,800.00	021000	0.7
	3,250.00	011300	6.6		1,887.00	017400	17.1
	3,250.00	013600	1.0		1,900.00	011300	4.0
	3,265.00	017200	5.1		1,950.00	000100	25.1
	3,400.00	000100	11.1		2,000.00	000100	69.7
	3,416.00	000100	10.2		2,000.00	016800	4.9
	3,500.00	000100	49.0		2,000.00	017000	1.6
	3,500.00	013600	62.2		2,000.00	021000	2.1
	3,500.00	016800	12.8		2,000.00	060735	1.0
	3,520.04	000100	5.2		2,100.00	058155	1.6
	3,633.00	000100	1.8		2,160.00	000100	7.1
	3,750.00	000100	2.3		2,200.00	000100	13.4
	3,800.00	000100	1.1		2,200.00	013400	2.3
	3,843.55	000100	1.9		2,250.00	000100	1.0
	3,999.58	000100	4.8		2,250.00	017200	1.5
	4,000.00	000100	30.1		2,300.00	000100	2.0
	4,000.00	013600	6.8		2,372.00	000100	3.9
	4,075.00	000100	3.7		2,400.00	000100	6.1
	4,100.00	013600	3.0		2,400.00	025100	0.6
	4,200.00	000100	18.6		2,462.00	000100	5.8
	4,200.00	017200	4.3		2,500.00	000100	9.6
	4,302.39	000100	1.7		2,595.84	000100	0.2
	4,706.46	000100	3.1		2,600.00	017000	0.4
	6,000.00	021000	6.8		2,600.00	017200	1.0
Wtd. Avg. Base & Total Tons	1,383.18		17,580.6		2,642.50	000100	1.1
					2,700.00	009500	3.7
Chenin Blanc	1,250.00	000100	125.4		2,800.00	000100	12.6
	1,600.00	000100	2.0		2,800.00	017200	0.9
	1,600.00	012900	1.8		2,852.00	000100	1.4
	1,600.00	013400	2.3		3,150.00	000100	0.8
	1,650.00	000100	15.3		3,150.00	011100	1.0

TABLE 8: BASE PRICE PAID TO GROWERS FOR GRAPES CRUSHED AND DELIVERED TO CALIFORNIA PROCESSORS FROM THE 2015 CROP WITH BRIX FACTORS AND PURCHASED TONNAGE, BY TYPE, VARIETY, REPORTING DISTRICT WHERE GROWN, AND WEIGHTED AVERAGE BASE PRICE.

District, Type, and Variety	Base Price	Brix	Tons	District, Type, and Variety	Base Price	Brix	Tons
	Per Ton	Factors			Per Ton	Factors	
	Dollars	Code a/			Dollars	Code a/	
DISTRICT 8 (Cont'd)					2,700.00	009500	3.1
Grenache Blanc (Cont'd)	3,150.00	027150	2.2		3,150.00	009100	3.5
	3,500.00	000100	7.3		4,000.00	000100	1.3
	4,000.00	000100	5.7	Wtd. Avg. Base & Total Tons	2,423.02		22.7
	4,126.25	000100	1.7				
Wtd. Avg. Base & Total Tons	1,864.57		446.6	Pinot Blanc	1,500.00	000100	8.8
					1,658.49	000100	19.0
Gruner Veltliner	2,000.00	000100	6.7		1,800.00	017000	4.1
	6,451.00	013400	8.5		2,000.00	000100	4.8
Wtd. Avg. Base & Total Tons	4,489.05		15.2		2,000.00	013400	5.2
					2,031.19	013600	1.0
Malvasia Bianca	871.01	048600	23.1		2,057.00	017200	3.5
	900.00	000100	22.7		2,100.00	024800	15.5
	1,000.00	000100	63.9		2,500.00	000100	2.4
	1,500.00	000100	4.2		3,000.00	000100	1.4
	1,800.00	000100	2.0	Wtd. Avg. Base & Total Tons	1,888.46		65.7
	2,000.00	000100	1.1				
Wtd. Avg. Base & Total Tons	996.16		117.0	Pinot Gris *	800.00	022700	58.7
					1,000.00	000100	47.0
Marsanne	1,200.00	000100	22.8		1,000.00	044460	54.2
	1,400.00	000100	1.8		1,050.00	000100	40.7
	1,500.00	000100	3.9		1,050.00	044460	211.7
	1,500.00	017000	0.8		1,200.00	000100	266.7
	1,550.00	011100	5.3		1,210.00	000100	50.1
	1,600.00	020800	6.4		1,250.00	000100	42.2
	1,775.00	000100	0.5		1,260.00	000100	53.3
	1,800.00	000100	0.6		1,300.00	000100	60.8
	1,900.00	000100	1.0		1,300.00	011300	0.8
	1,993.00	000100	21.7		1,310.00	000100	32.7
	2,000.00	000100	4.4		1,400.00	000100	11.4
	2,000.00	020800	1.3		1,400.00	017000	22.7
	2,200.00	000100	6.2		1,427.70	000100	117.0
	2,200.00	013400	0.4		1,500.00	017000	64.3
	2,500.00	000100	1.0		1,500.00	017200	2.1
	2,500.00	013600	4.0		1,500.00	021200	2.5
	2,650.00	027150	0.7		1,510.00	000100	7.0
	2,800.00	017200	0.4		1,550.00	000100	2.0
	2,800.00	027150	1.1		1,600.00	000100	10.5
	3,500.00	000100	3.6		1,600.00	019000	18.7
	3,559.47	000100	5.0		1,700.00	000100	12.1
	4,000.00	011400	0.8		1,700.00	011100	3.1
	6,599.88	000100	0.5		1,737.72	000100	1.4
Wtd. Avg. Base & Total Tons	1,951.94		94.2		1,800.00	000100	3.1
					1,800.00	017000	5.3
Muscats Blanc *	800.00	000100	160.7		1,850.00	000100	22.1
	800.00	017600	2.1		1,900.00	000100	16.0
	1,000.00	000100	72.2		1,950.00	009400	1.1
	1,125.00	000100	9.5		2,000.00	000100	22.7
	1,140.00	000100	18.4		2,000.00	013100	1.1
	1,295.00	000100	7.3		2,200.00	000100	1.5
	1,500.00	000100	16.2		2,200.00	009400	1.9
	1,700.00	000100	11.0		2,296.62	000100	2.9
	1,800.00	000100	0.3		2,500.00	000100	3.8
	1,850.00	021900	2.3		3,000.00	000100	5.6
	1,900.00	000100	74.7		3,338.00	000100	5.6
	2,000.00	000100	10.4		3,600.00	000100	7.4
Wtd. Avg. Base & Total Tons	1,179.13		385.1	Wtd. Avg. Base & Total Tons	1,287.20		1,293.8
Muscats Orange	900.00	000100	8.9	Roussanne	950.00	000100	2.6
	1,200.00	000100	24.6		1,150.72	000100	14.5
	1,300.00	000100	40.5		1,200.00	000100	24.8
	1,500.00	000100	1.2		1,300.00	000100	21.1
	1,589.54	000100	3.3		1,400.00	000100	26.4
	1,600.00	000100	7.6		1,450.00	018900	2.5
	1,800.00	000100	2.1		1,500.00	000100	5.9
	4,302.00	016800	1.6		1,500.00	017600	7.6
Wtd. Avg. Base & Total Tons	1,336.85		89.8		1,505.19	000100	6.2
					1,550.00	011100	5.4
Picpoul Blanc	1,800.00	000100	4.5		1,600.00	020800	1.5
	2,125.00	000100	7.1		1,750.00	000100	16.8
	2,200.00	000100	1.2		1,750.00	060735	1.0
	2,250.00	000100	0.4		1,800.00	000100	2.9
	2,300.00	000100	1.6		1,802.39	000100	5.0

TABLE 8: BASE PRICE PAID TO GROWERS FOR GRAPES CRUSHED AND DELIVERED TO CALIFORNIA PROCESSORS FROM THE 2015 CROP WITH BRIX FACTORS AND PURCHASED TONNAGE, BY TYPE, VARIETY, REPORTING DISTRICT WHERE GROWN, AND WEIGHTED AVERAGE BASE PRICE.

District, Type, and Variety	Base Price	Brix	Tons	District, Type, and Variety	Base Price	Brix	Tons
	Per Ton	Factors			Per Ton	Factors	
	Dollars	Code a/			Dollars	Code a/	
DISTRICT 8 (Cont'd)					1,500.00	020800	46.1
Roussanne (Cont'd)	1,850.00	000100	10.1		1,510.00	000100	18.6
	1,880.00	000100	1.0		1,594.04	000100	5.1
	1,900.00	020600	1.1		1,600.00	000100	14.9
	1,937.64	000100	4.7		1,607.00	000100	9.4
	1,990.00	000100	25.7		1,650.00	000100	9.1
	2,000.00	000100	31.4		1,700.00	000100	135.9
	2,000.00	013600	6.7		1,700.00	017400	4.3
	2,000.00	020600	1.0		1,700.00	020800	90.3
	2,000.00	020800	2.9		1,750.00	000100	4.1
	2,000.00	021200	5.4		1,800.00	000100	79.9
	2,200.00	000100	2.5		1,900.00	000100	70.9
	2,200.00	013400	0.4		1,900.00	015500	2.3
	2,250.00	000100	0.5		1,900.00	020800	1.0
	2,500.00	000100	2.7		1,992.00	000100	3.1
	2,600.00	000100	1.0		2,000.00	000100	20.3
	2,650.00	027150	1.6		2,000.00	013400	4.2
	2,700.00	017200	1.4		2,000.00	013600	23.8
	2,700.00	024800	1.4		2,000.00	017200	6.6
	2,800.00	000100	0.2		2,100.00	020600	1.6
	2,800.00	017200	0.5		2,100.00	024800	10.6
	2,827.50	000100	1.7		2,200.00	000100	9.8
	3,000.00	000100	3.3		2,200.00	013400	3.0
	3,000.00	017400	1.0		2,296.62	000100	11.7
	3,000.00	018000	1.0		2,507.60	000100	2.3
	3,000.00	021000	0.1		2,697.00	013600	23.0
	3,139.33	000100	10.7		2,800.00	000100	4.6
	3,150.00	000100	2.2		3,447.60	013400	12.8
	3,150.00	017800	3.7		3,690.59	000100	2.2
	3,200.00	000100	5.0		3,750.00	000100	5.0
	3,400.00	000100	3.0		3,986.32	000100	2.0
	3,500.00	000100	6.8		4,325.00	000100	2.3
	4,000.00	000100	2.3		4,722.22	000100	5.4
	4,000.00	011400	0.2	Wtd. Avg. Base & Total Tons	1,295.59		2,414.4
	4,000.00	017200	1.0				
	7,727.75	000100	1.0	Semillon	1,650.00	000100	2.8
	12,898.58	000100	1.2		1,800.00	007900	1.1
Wtd. Avg. Base & Total Tons	1,966.18		290.6		1,900.00	000100	3.4
				Wtd. Avg. Base & Total Tons	1,789.04		7.3
Sauvignon Blanc	725.00	000100	121.5				
	800.00	000100	77.8	St. Emilion *	2,625.00	011100	0.8
	800.00	045250	122.5	Wtd. Avg. Base & Total Tons	2,625.00		0.8
	820.00	045250	123.7				
	875.00	000100	28.8	Tocai Friulano	1,500.00	000100	1.1
	900.00	000100	46.3		1,700.00	000100	2.1
	900.00	010900	84.6		2,646.60	000100	5.6
	900.00	045250	70.3	Wtd. Avg. Base & Total Tons	2,277.38		8.8
	950.00	020800	81.1				
	1,000.00	000100	20.6	Torrontes	2,200.00	000100	2.0
	1,000.00	016800	9.1	Wtd. Avg. Base & Total Tons	2,200.00		2.0
	1,027.97	000100	57.8				
	1,093.00	000100	45.9	Verdelho	1,200.00	000100	10.3
	1,125.00	016800	38.3		1,836.00	021200	3.3
	1,150.00	016800	15.7		2,000.00	000100	1.6
	1,160.00	000100	47.9	Wtd. Avg. Base & Total Tons	1,422.29		15.2
	1,200.00	000100	121.3				
	1,200.00	016800	112.5	Vermentino *	1,000.00	020800	2.4
	1,216.00	017400	1.3		1,200.00	000100	6.2
	1,216.66	000100	45.2		1,401.00	017400	2.6
	1,217.57	000100	40.0		1,500.00	000100	1.2
	1,250.00	000100	22.4		1,500.00	017000	0.9
	1,250.00	016800	66.1		2,000.00	000100	9.2
	1,275.00	016800	3.2		2,000.00	017400	3.7
	1,300.00	000100	77.4		2,100.00	000100	2.6
	1,300.00	016800	23.1		3,000.00	000100	0.6
	1,350.00	016800	112.0	Wtd. Avg. Base & Total Tons	1,690.22		29.4
	1,400.00	000100	44.2				
	1,400.00	013600	0.8	Viognier	900.00	000100	37.6
	1,400.00	017600	1.1		900.00	054575	55.1
	1,460.00	000100	28.5		950.00	000100	20.4
	1,475.34	014100	9.2		1,000.00	000100	22.0
	1,500.00	000100	62.3		1,000.00	017400	3.1
	1,500.00	013600	5.7		1,050.00	000100	27.7

TABLE 8: BASE PRICE PAID TO GROWERS FOR GRAPES CRUSHED AND DELIVERED TO CALIFORNIA PROCESSORS FROM THE 2015 CROP WITH BRIX FACTORS AND PURCHASED TONNAGE, BY TYPE, VARIETY, REPORTING DISTRICT WHERE GROWN, AND WEIGHTED AVERAGE BASE PRICE.

District, Type, and Variety	Base Price	Brix	Tons	District, Type, and Variety	Base Price	Brix	Tons
	Per Ton	Factors			Per Ton	Factors	
	Dollars	Code a/			Dollars	Code a/	
DISTRICT 8 (Cont'd)					3,266.00	000100	4.0
Viognier (Cont'd)	1,050.00	054575	67.0		3,490.00	000100	1.3
	1,200.00	000100	110.3		3,500.00	000100	3.7
	1,250.00	000100	2.6		3,750.00	000100	0.4
	1,272.96	000100	5.0		4,000.00	000100	4.8
	1,300.00	000100	13.9		4,000.00	017400	1.0
	1,350.00	000100	7.6		4,375.00	000100	0.4
	1,377.54	000100	13.4		4,500.00	000100	0.2
	1,400.00	000100	0.4		5,525.00	000100	0.5
	1,400.00	016000	6.8		10,518.12	000100	0.5
	1,446.00	000100	12.4		19,642.50	000100	0.3
	1,458.00	014100	4.7	Wtd. Avg. Base & Total Tons	1,583.38		852.5
	1,481.69	000100	8.8				
	1,500.00	000100	4.4	White Riesling *	500.00	000100	128.4
	1,500.00	017000	0.8		700.00	000100	46.3
	1,500.00	017200	1.5		784.03	000100	9.0
	1,500.00	017600	6.0		800.00	000100	5.9
	1,500.00	026700	5.4		835.00	000100	47.1
	1,550.00	000100	10.3		1,000.00	048600	50.9
	1,600.00	000100	0.9		1,027.32	000100	0.8
	1,600.00	016800	25.4		1,100.00	000100	129.7
	1,600.00	017000	12.0		1,150.00	000100	109.2
	1,600.00	021200	11.4		1,158.85	015800	72.0
	1,662.18	000100	21.9		1,200.00	000100	47.3
	1,673.32	000100	19.5		1,300.00	017000	62.7
	1,700.00	000100	0.5		1,318.00	007800	2.9
	1,700.00	011300	1.8		1,478.00	000100	8.6
	1,700.00	017800	5.3		1,500.00	000100	6.3
	1,750.00	000100	4.6		1,600.00	000100	2.8
	1,800.00	000100	45.4		1,600.00	013100	5.2
	1,800.00	017200	0.8		1,650.00	000100	17.8
	1,850.00	000100	3.8		1,800.00	011100	2.8
	1,850.00	020800	3.6		1,800.00	017000	7.8
	1,850.00	021000	3.4		1,865.85	000100	1.4
	1,850.00	025100	4.4		2,821.12	000100	2.1
	1,850.00	060735	1.0		3,839.10	000100	2.9
	1,881.00	016800	18.1		4,165.98	000100	3.1
	1,887.00	021200	7.4	Wtd. Avg. Base & Total Tons	1,046.85		773.0
	1,900.00	000100	55.7				
	1,900.00	017200	0.5	Other White b/	1,000.00	020800	0.7
	1,964.00	000100	4.4		1,500.00	001700	1.3
	2,000.00	000100	28.8		1,800.00	017200	0.3
	2,000.00	009500	5.4		1,836.00	012600	3.7
	2,000.00	013400	0.6		2,000.00	000100	3.0
	2,000.00	024500	1.7		2,200.00	000100	3.5
	2,080.00	000100	1.3		4,000.00	011400	0.9
	2,100.00	000100	2.9	Wtd. Avg. Base & Total Tons	2,036.06		13.4
	2,160.00	000100	17.9				
	2,173.00	000100	6.7	WINE GRAPES (RED)			
	2,200.00	000100	11.4	Aglianico	1,227.00	013600	5.8
	2,250.00	000100	2.6		1,400.00	013600	1.0
	2,250.00	012900	0.8		1,450.00	000100	4.8
	2,296.62	000100	5.5		1,700.00	000100	1.5
	2,310.00	000100	0.2		3,000.00	000100	0.4
	2,400.00	000100	1.2		3,300.00	000100	0.5
	2,500.00	000100	2.6		3,400.00	000100	4.0
	2,500.00	013600	1.7	Wtd. Avg. Base & Total Tons	1,915.37		18.0
	2,600.00	017200	0.3				
	2,650.00	027150	1.2	Alicante Bouschet *	1,500.00	016800	9.6
	2,700.00	017200	0.5		1,816.92	000100	4.2
	2,750.00	000100	0.2		2,000.00	000100	5.7
	2,800.00	000100	22.3		2,200.00	000100	0.4
	2,800.00	024800	1.0		2,800.00	000100	3.7
	2,816.00	000100	0.7	Wtd. Avg. Base & Total Tons	1,892.84		23.6
	2,839.00	000100	0.3				
	2,908.00	000100	2.5	Barbera	900.00	000100	1.4
	3,000.00	000100	0.8		1,000.00	021000	1.0
	3,000.00	018000	0.5		1,200.00	000100	3.1
	3,019.28	000100	3.1		1,204.00	000100	9.6
	3,047.00	000100	9.0		1,400.00	000100	4.1
	3,100.00	000100	0.9		1,565.22	000100	2.3
	3,150.00	000100	0.5		1,600.00	000100	1.0
	3,150.00	017800	1.3		1,614.57	000100	11.5

TABLE 8: BASE PRICE PAID TO GROWERS FOR GRAPES CRUSHED AND DELIVERED TO CALIFORNIA PROCESSORS FROM THE 2015 CROP WITH BRIX FACTORS AND PURCHASED TONNAGE, BY TYPE, VARIETY, REPORTING DISTRICT WHERE GROWN, AND WEIGHTED AVERAGE BASE PRICE.

District, Type, and Variety	Base Price	Brix	Tons	District, Type, and Variety	Base Price	Brix	Tons
	Per Ton	Factors			Per Ton	Factors	
	Dollars	Code a/			Dollars	Code a/	
DISTRICT 8 (Cont'd)					2,800.00	014400	1.2
Barbera (Cont'd)	1,618.64	000100	11.0		2,914.29	000100	1.4
	1,659.32	000100	7.1		2,950.00	027150	1.5
	1,700.00	000100	3.6		3,000.00	000100	4.4
	1,700.00	018000	1.0		3,000.00	021500	2.9
	1,700.00	024800	2.0		3,300.00	017200	1.3
	1,836.00	021200	1.7		3,600.00	000100	0.9
	1,900.00	017400	2.0		3,766.25	000100	1.6
	2,000.00	000100	2.0		4,302.00	000100	2.2
	2,193.00	000100	0.8		4,302.00	024300	168.3
	2,200.00	000100	1.9		5,119.00	000100	2.6
	2,200.00	017200	4.2	Wtd. Avg. Base & Total Tons	2,346.62		802.2
	2,300.00	000100	5.0				
	2,705.89	000100	3.0	Cabernet Sauvignon	500.00	024800	12.9
Wtd. Avg. Base & Total Tons	1,684.31		79.3		537.00	000100	0.2
					800.00	062585	66.7
Blaufraenkisch *	3,400.00	000100	4.5		900.00	000100	18.2
Wtd. Avg. Base & Total Tons	3,400.00		4.5		900.00	062585	733.2
					900.00	062590	279.1
Cabernet Franc	900.00	062585	117.0		1,000.00	000100	713.9
	950.00	000100	18.8		1,000.00	017400	7.1
	1,000.00	017400	1.2		1,025.00	000100	33.9
	1,200.00	000100	12.1		1,047.38	000100	19.6
	1,300.00	000100	14.4		1,050.00	000100	45.2
	1,300.00	024800	2.0		1,100.00	000100	398.4
	1,350.00	017800	1.3		1,200.00	000100	1,258.8
	1,400.00	000100	2.7		1,200.00	014100	6.3
	1,400.00	014100	13.1		1,200.00	021000	201.7
	1,500.00	000100	16.3		1,200.00	062585	892.1
	1,550.00	024300	24.0		1,200.00	062590	448.2
	1,600.00	000100	9.0		1,233.00	000100	68.1
	1,600.00	014100	9.9		1,250.00	000100	578.2
	1,650.00	000100	2.0		1,260.00	000100	18.1
	1,700.00	000100	1.0		1,300.00	000100	899.0
	1,725.00	000100	52.1		1,300.00	014100	0.8
	1,773.63	000100	3.6		1,300.00	023000	124.8
	1,800.00	000100	14.9		1,323.00	000100	363.9
	1,800.00	014100	1.6		1,325.00	000100	42.7
	1,800.00	024800	0.8		1,333.00	000100	98.4
	1,900.00	000100	0.6		1,350.00	000100	556.3
	1,900.00	017200	0.9		1,360.00	000100	156.1
	1,900.00	024300	7.9		1,375.00	000100	148.8
	2,000.00	000100	3.0		1,376.19	000100	16.1
	2,000.00	014100	11.7		1,385.00	000100	17.1
	2,000.00	021000	1.1		1,394.10	000100	38.9
	2,000.00	024300	9.6		1,400.00	000100	1,827.8
	2,000.00	027600	1.0		1,400.00	002600	134.0
	2,100.00	000100	5.7		1,400.00	014100	2.5
	2,100.00	024300	57.2		1,400.00	024500	2.0
	2,130.00	017800	0.5		1,400.00	024800	95.5
	2,130.00	021200	3.7		1,410.00	000100	13.3
	2,200.00	000100	14.4		1,417.50	000100	130.3
	2,200.00	013600	0.5		1,450.00	000100	176.7
	2,200.00	024300	9.5		1,450.00	021200	303.7
	2,200.00	024500	5.7		1,450.00	023000	58.7
	2,200.00	069910	5.8		1,451.00	000100	32.0
	2,201.00	000100	1.5		1,451.75	000100	37.0
	2,201.89	000100	31.0		1,464.00	021200	2.8
	2,330.32	000100	26.9		1,464.47	000100	130.0
	2,333.00	000100	1.0		1,470.00	023000	8.6
	2,400.00	014100	5.6		1,475.00	000100	196.2
	2,500.00	000100	15.3		1,478.40	000100	111.1
	2,500.00	013800	2.5		1,485.00	000100	65.1
	2,500.00	017400	1.0		1,500.00	000100	1,962.2
	2,500.00	021000	9.2		1,500.00	014100	4.1
	2,500.00	024500	2.0		1,500.00	017600	9.0
	2,600.00	000100	22.6		1,500.00	024500	10.9
	2,664.83	024800	3.5		1,500.00	024800	14.7
	2,700.00	000100	6.1		1,503.64	000100	102.8
	2,700.00	017200	5.3		1,510.00	000100	46.8
	2,700.00	027800	2.5		1,525.00	000100	717.4
	2,750.00	000100	19.6		1,534.50	014100	57.0
	2,800.00	000100	1.7		1,542.10	000100	283.2

TABLE 8: BASE PRICE PAID TO GROWERS FOR GRAPES CRUSHED AND DELIVERED TO CALIFORNIA PROCESSORS FROM THE 2015 CROP WITH BRIX FACTORS AND PURCHASED TONNAGE, BY TYPE, VARIETY, REPORTING DISTRICT WHERE GROWN, AND WEIGHTED AVERAGE BASE PRICE.

District, Type, and Variety	Base Price	Brix	Tons	District, Type, and Variety	Base Price	Brix	Tons
	Per Ton	Factors			Per Ton	Factors	
	Dollars	Code a/			Dollars	Code a/	
DISTRICT 8 (Cont'd)					2,200.00	000100	128.7
Cabernet Sauvignon (Cont'd)	1,543.50	023000	23.7		2,200.00	065680	39.7
	1,550.00	000100	483.9		2,250.00	000100	12.4
	1,550.00	023000	133.2		2,272.05	000100	130.9
	1,575.00	000100	270.6		2,275.00	000100	32.0
	1,576.02	000100	56.8		2,300.00	000100	10.5
	1,596.37	023000	19.9		2,300.00	014100	12.5
	1,597.00	000100	50.7		2,300.00	021500	2.2
	1,600.00	000100	1,778.5		2,350.00	000100	4.4
	1,600.00	021000	51.9		2,392.50	000100	1.0
	1,600.00	024300	226.9		2,393.00	024300	15.0
	1,600.00	024800	1.9		2,400.00	000100	11.2
	1,600.00	025100	78.0		2,400.00	014100	9.4
	1,620.68	000100	179.3		2,400.00	024500	0.6
	1,620.68	023000	313.3		2,400.00	025100	3.5
	1,622.70	000100	0.9		2,498.13	000100	4.0
	1,625.00	000100	219.4		2,500.00	000100	44.5
	1,630.68	000100	41.2		2,500.00	014100	3.9
	1,650.00	000100	37.4		2,500.00	017200	7.9
	1,650.00	024300	241.9		2,500.00	021000	4.0
	1,651.75	000100	40.7		2,500.00	024300	6.9
	1,653.75	000100	48.3		2,500.00	024800	8.0
	1,675.00	000100	652.0		2,600.00	000100	4.9
	1,675.00	024800	9.1		2,600.00	009520	0.5
	1,676.48	000100	543.3		2,687.15	000100	5.9
	1,697.44	000100	116.5		2,700.00	027150	0.2
	1,700.00	000100	515.5		2,739.29	024800	5.0
	1,700.00	017800	2.0		2,750.00	000100	5.4
	1,700.00	020800	4.2		2,800.00	000100	19.7
	1,700.00	024300	562.4		2,800.00	025100	24.6
	1,700.00	025100	11.0		2,834.10	000100	1.6
	1,710.00	025100	19.4		2,900.00	000100	0.7
	1,734.00	025100	41.7		2,970.43	000100	0.8
	1,736.44	000100	88.4		2,995.77	000100	2.8
	1,748.36	000100	25.4		3,000.00	000100	31.5
	1,750.00	000100	85.7		3,000.00	014100	6.4
	1,750.00	014100	0.7		3,000.00	017200	0.8
	1,750.00	024300	141.7		3,000.00	021000	2.2
	1,775.00	000100	5.5		3,000.00	027800	4.0
	1,775.00	024300	77.6		3,010.00	000100	1.3
	1,800.00	000100	532.7		3,100.00	000100	5.7
	1,800.00	021200	93.4		3,100.00	027150	0.8
	1,800.00	024300	190.5		3,195.00	024300	35.8
	1,800.00	025100	1.0		3,200.00	000100	9.7
	1,800.00	059700	50.2		3,200.00	021500	1.3
	1,803.08	000100	59.2		3,264.00	000100	1.3
	1,850.00	000100	480.3		3,300.00	017200	2.9
	1,850.00	024300	497.2		3,499.99	000100	1.2
	1,850.00	064440	91.2		3,500.00	000100	6.4
	1,852.00	000100	6.4		3,500.00	024300	40.5
	1,900.00	000100	435.8		3,674.79	014100	10.9
	1,900.00	013800	0.8		3,750.00	017400	1.4
	1,900.00	024300	40.0		3,751.12	000100	1.6
	1,900.00	025100	42.0		4,000.00	000100	2.8
	1,900.00	064440	27.0		4,000.00	021000	4.6
	1,910.09	023000	69.8		4,000.00	025400	2.4
	1,950.00	024300	105.7		4,050.00	000100	1.6
	2,000.00	000100	205.3		4,100.00	000100	9.6
	2,000.00	014100	13.8		4,200.00	000100	6.0
	2,000.00	020800	10.3		4,302.00	024300	236.5
	2,000.00	024300	138.8		4,425.10	000100	1.5
	2,000.00	024500	33.0		4,497.00	000100	3.3
	2,000.00	025100	14.1		4,500.00	000100	23.2
	2,000.00	027500	11.7		4,500.00	017400	1.0
	2,000.00	059700	56.6		4,500.00	017800	0.8
	2,000.00	064440	9.5		4,596.75	000100	1.0
	2,050.00	000100	24.3		4,700.00	000100	0.8
	2,088.00	024300	105.4		5,000.00	000100	2.7
	2,100.00	000100	22.1		5,107.00	000100	2.0
	2,100.00	013600	1.7		5,349.00	000100	6.9
	2,121.00	000100	19.5		6,400.00	000100	7.5
	2,121.81	000100	26.3		7,000.00	017800	0.8
	2,150.00	000100	2.6		8,500.00	024500	0.7

TABLE 8: BASE PRICE PAID TO GROWERS FOR GRAPES CRUSHED AND DELIVERED TO CALIFORNIA PROCESSORS FROM THE 2015 CROP WITH BRIX FACTORS AND PURCHASED TONNAGE, BY TYPE, VARIETY, REPORTING DISTRICT WHERE GROWN, AND WEIGHTED AVERAGE BASE PRICE.

District, Type, and Variety	Base Price	Brix	Tons	District, Type, and Variety	Base Price	Brix	Tons
	Per Ton	Factors			Per Ton	Factors	
	Dollars	Code a/			Dollars	Code a/	
DISTRICT 8 (Cont'd)					1,003.43	000100	0.5
Cabernet Sauvignon (Cont'd)	19,320.00	000100	0.2		1,090.00	000100	22.6
	50,223.00	000100	0.6		1,100.00	000100	4.3
Wtd. Avg. Base & Total Tons	1,542.91		26,464.4		1,250.00	000100	23.2
					1,850.00	000100	55.7
Carignane	100.00	000100	0.3		2,000.00	000100	1.1
	1,600.00	000100	0.6	Wtd. Avg. Base & Total Tons	1,493.14		115.0
	1,850.00	000100	2.5				
	2,000.00	000100	6.1	Graciano	1,400.00	020800	1.6
	2,200.00	000100	1.1		1,700.00	000100	1.1
	2,277.35	000100	1.2		2,600.00	000100	2.9
	2,500.00	017200	0.2	Wtd. Avg. Base & Total Tons	2,080.36		5.6
	2,600.00	000100	0.7				
	3,000.00	000100	0.9	Grenache *	100.00	000100	2.3
	3,508.00	000100	0.4		400.00	000100	7.4
	4,000.00	000100	0.4		800.00	059700	179.6
Wtd. Avg. Base & Total Tons	4,000.00	025400	3.4		802.01	000100	19.3
	2,505.11		17.8		871.01	059700	33.7
					900.00	059700	13.6
Carmenere	2,066.67	000100	1.8		1,000.00	000100	116.0
Wtd. Avg. Base & Total Tons	2,066.67		1.8		1,100.00	000100	53.9
					1,100.00	059700	201.7
Charbono	1,600.00	000100	4.1		1,120.00	059700	402.0
	3,000.00	000100	1.0		1,200.00	000100	150.1
Wtd. Avg. Base & Total Tons	1,874.51		5.1		1,200.00	021000	0.5
					1,219.98	000100	3.6
Cinsaut *	1,192.50	000100	0.7		1,300.00	000100	98.9
	1,600.00	000100	0.5		1,350.00	000100	4.7
	1,650.00	000100	3.2		1,350.00	009500	9.8
	1,800.00	021000	3.8		1,371.05	000100	14.7
	2,000.00	000100	9.7		1,400.00	000100	145.4
	2,039.40	000100	6.6		1,500.00	000100	45.6
	2,100.00	000100	5.9		1,550.00	000100	3.0
	2,500.00	000100	2.2		1,551.38	000100	0.7
	2,600.00	000100	1.4		1,568.00	000100	8.2
	2,800.00	000100	0.9		1,595.83	000100	14.6
	2,884.50	000100	1.6		1,600.00	000100	32.0
Wtd. Avg. Base & Total Tons	2,062.47		36.5		1,600.00	017600	2.0
					1,600.00	021000	7.4
Counoise	300.00	059700	14.4		1,600.00	024500	10.1
	1,397.64	000100	6.2		1,700.00	000100	0.8
	1,546.70	000100	9.7		1,700.00	011100	2.9
	1,600.00	000100	0.5		1,700.00	011300	18.1
	1,700.00	009100	7.0		1,719.00	000100	29.5
	1,700.00	011100	2.0		1,728.97	000100	10.4
	1,700.00	024800	9.0		1,750.00	000100	9.1
	1,800.00	011300	1.4		1,760.00	014100	8.6
	2,000.00	000100	8.1		1,782.00	000100	8.5
	2,500.00	009400	1.8		1,796.23	000100	6.2
	2,600.00	000100	1.4		1,800.00	000100	85.2
	3,081.38	000100	1.4		1,800.00	011300	3.8
	3,500.00	000100	2.9		1,800.00	017400	4.0
	3,500.00	027800	1.6		1,800.00	021000	5.4
Wtd. Avg. Base & Total Tons	1,577.33		67.4		1,827.00	000100	13.3
					1,836.00	021200	20.7
Dolcetto	1,200.00	000100	6.9		1,850.00	000100	3.9
	1,400.00	013600	4.3		1,851.00	000100	0.6
	1,500.00	000100	3.1		1,900.00	000100	10.4
	1,600.00	000100	5.3		1,900.00	017400	0.5
	1,800.00	000100	24.3		1,900.00	024500	3.5
	1,800.00	017200	4.0		1,950.00	000100	2.0
	2,000.00	000100	2.0		2,000.00	000100	73.0
	2,400.00	000100	1.4		2,000.00	009500	2.7
Wtd. Avg. Base & Total Tons	1,671.15		51.3		2,000.00	011300	6.5
					2,000.00	029050	0.9
Dornfelder	3,400.00	021800	1.4		2,014.30	000100	9.3
	5,000.00	000100	2.4		2,100.00	000100	2.6
Wtd. Avg. Base & Total Tons	4,410.53		3.8		2,105.00	000100	1.0
					2,150.00	024500	1.2
Freisa	1,000.00	000100	3.4		2,156.79	000100	48.7
Wtd. Avg. Base & Total Tons	1,000.00		3.4		2,200.00	000100	7.3
					2,200.00	011400	13.7
Gamay (Napa) *	1,000.00	000100	7.6		2,237.63	000100	1.0

TABLE 8: BASE PRICE PAID TO GROWERS FOR GRAPES CRUSHED AND DELIVERED TO CALIFORNIA PROCESSORS FROM THE 2015 CROP WITH BRIX FACTORS AND PURCHASED TONNAGE, BY TYPE, VARIETY, REPORTING DISTRICT WHERE GROWN, AND WEIGHTED AVERAGE BASE PRICE.

District, Type, and Variety	Base Price	Brix	Tons	District, Type, and Variety	Base Price	Brix	Tons
	Per Ton	Factors			Per Ton	Factors	
	Dollars	Code a/			Dollars	Code a/	
DISTRICT 8 (Cont'd)					4,000.00	000100	56.1
Grenache * (Cont'd)	2,250.00	000100	11.8		4,000.00	017200	1.0
	2,250.00	017200	5.8		4,000.00	021200	6.3
	2,250.00	021800	3.0		4,000.00	025400	21.5
	2,287.44	000100	10.2		4,000.00	028300	0.3
	2,296.62	000100	10.4		4,064.00	000100	1.6
	2,300.00	000100	3.6		4,080.00	000100	0.9
	2,300.00	024800	70.0		4,302.00	016800	4.6
	2,372.00	000100	3.9		4,467.00	000100	9.6
	2,400.00	000100	26.4		4,500.00	000100	19.6
	2,400.00	017200	4.0		4,500.00	025100	1.5
	2,400.00	017400	2.6		4,500.00	028100	0.8
	2,440.00	000100	33.6		4,666.48	000100	3.2
	2,500.00	000100	89.4		4,753.11	000100	3.5
	2,500.00	017200	6.0		4,900.00	000100	15.0
	2,500.00	017400	1.5		4,971.60	000100	2.8
	2,500.00	021000	4.5		5,000.00	000100	9.9
	2,500.00	021800	3.8		5,078.00	000100	1.4
	2,500.00	024500	1.2		5,153.00	000100	7.0
	2,500.00	025100	41.1		5,462.01	000100	3.6
	2,500.00	060735	2.0		5,500.00	000100	6.1
	2,600.00	000100	24.2		6,000.00	000100	2.1
	2,600.00	024500	2.0		6,000.00	017800	1.0
	2,672.00	000100	10.9		6,000.00	021200	1.9
	2,673.00	000100	3.3		7,000.00	017800	5.1
	2,700.00	000100	3.3		7,120.42	000100	1.6
	2,700.00	009520	2.2	Wtd. Avg. Base & Total Tons	1,842.88		2,843.0
	2,700.00	017800	3.3				
	2,700.00	028000	5.8	Lagrein	1,650.00	000100	22.2
	2,750.00	000100	20.8		1,800.00	021000	4.9
	2,770.50	000100	0.9		1,800.00	024300	9.5
	2,800.00	000100	32.3		1,828.07	000100	46.1
	2,800.00	016800	4.7		2,200.00	000100	0.9
	2,800.00	017800	1.8	Wtd. Avg. Base & Total Tons	1,779.95		83.6
	2,800.00	028100	3.3				
	2,810.00	000100	2.8	Malbec	500.00	024500	12.3
	2,900.00	000100	1.1		800.00	000100	107.4
	2,951.59	000100	2.2		800.00	062585	35.8
	3,000.00	000100	33.7		1,000.00	000100	100.5
	3,000.00	014100	4.9		1,000.00	017400	2.9
	3,000.00	025100	0.9		1,000.00	062585	9.3
	3,000.00	027150	1.5		1,100.00	000100	9.0
	3,000.00	027800	7.4		1,161.87	000100	16.3
	3,039.30	024800	7.1		1,200.00	062585	159.8
	3,050.00	000100	10.7		1,250.00	000100	9.9
	3,100.00	000100	3.8		1,300.00	023000	20.1
	3,100.00	018000	3.5		1,302.00	000100	1.8
	3,100.00	028100	1.9		1,303.51	000100	23.3
	3,141.35	000100	10.4		1,381.56	000100	3.7
	3,146.69	000100	5.0		1,400.00	000100	46.2
	3,150.00	000100	9.6		1,400.00	021000	5.3
	3,200.00	000100	12.9		1,500.00	000100	2.0
	3,200.00	020800	3.0		1,500.00	024800	7.0
	3,200.00	024800	1.8		1,510.45	000100	3.3
	3,207.00	000100	2.9		1,600.00	000100	6.4
	3,250.00	000100	1.9		1,641.00	014100	10.0
	3,300.00	000100	2.7		1,650.00	000100	43.1
	3,360.80	000100	12.2		1,652.81	000100	9.9
	3,378.00	000100	2.8		1,700.00	000100	1.9
	3,500.00	000100	32.1		1,724.60	000100	5.9
	3,500.00	017200	5.5		1,725.00	000100	11.2
	3,500.00	020800	3.1		1,748.36	000100	11.5
	3,500.00	021200	3.1		1,750.00	000100	0.7
	3,500.00	021500	1.6		1,800.00	000100	53.6
	3,500.00	027150	2.3		1,800.00	021000	3.4
	3,500.00	027800	0.4		1,850.00	000100	3.0
	3,528.75	000100	0.9		1,850.00	013100	3.5
	3,600.00	000100	0.7		1,900.00	000100	46.3
	3,750.00	000100	4.4		2,000.00	000100	24.2
	3,800.00	000100	1.5		2,000.00	013600	4.9
	3,800.00	017400	1.0		2,000.00	014100	7.6
	3,811.88	000100	1.0		2,050.00	013800	1.0
	3,900.00	000100	1.0		2,100.00	024300	1.0

TABLE 8: BASE PRICE PAID TO GROWERS FOR GRAPES CRUSHED AND DELIVERED TO CALIFORNIA PROCESSORS FROM THE 2015 CROP WITH BRIX FACTORS AND PURCHASED TONNAGE, BY TYPE, VARIETY, REPORTING DISTRICT WHERE GROWN, AND WEIGHTED AVERAGE BASE PRICE.

District, Type, and Variety	Base Price	Brix	Tons	District, Type, and Variety	Base Price	Brix	Tons
	Per Ton	Factors			Per Ton	Factors	
	Dollars	Code a/			Dollars	Code a/	
DISTRICT 8 (Cont'd)					2,700.00	017200	3.1
Malbec (Cont'd)	2,111.89	014100	5.1		2,700.00	028000	3.0
	2,200.00	000100	2.1		2,750.00	000100	13.8
	2,200.00	021000	2.2		2,800.00	000100	26.7
	2,200.00	065680	6.1		2,800.00	009500	0.3
	2,250.00	000100	5.8		2,878.00	000100	2.7
	2,500.00	000100	22.2		2,900.00	000100	4.6
	2,600.00	000100	1.4		3,000.00	000100	6.0
	2,704.00	000100	0.3		3,000.00	017200	2.1
	2,750.00	000100	2.8		3,200.00	000100	2.1
	2,800.00	000100	1.1		3,500.00	000100	10.4
	2,900.00	027150	0.8		3,500.00	011300	1.5
	3,000.00	000100	0.9		3,500.00	021500	1.0
	3,000.00	017400	1.5		3,500.00	025100	1.0
	3,000.00	024500	2.1		3,500.00	027150	6.4
	3,000.00	024800	7.8		3,500.00	027800	10.5
	3,000.00	027800	5.9		3,512.00	000100	1.3
	3,292.53	000100	1.1		4,000.00	000100	54.9
	3,623.75	000100	1.5		4,000.00	017400	0.8
	4,302.00	020600	29.6		4,000.00	025400	12.0
	5,060.00	000100	0.8		4,000.00	028100	1.1
Wtd. Avg. Base & Total Tons	1,494.49		926.1		4,000.00	028300	0.4
					4,064.00	000100	1.3
Mataro *	900.00	000100	21.4		4,302.00	020600	3.1
	1,000.00	000100	70.5		4,500.00	000100	10.9
	1,000.00	025100	5.3		5,000.00	000100	2.7
	1,069.42	000100	13.5		5,000.00	021800	0.9
	1,200.00	000100	2.5		5,500.00	000100	1.9
	1,250.00	000100	2.3		7,000.00	017800	0.9
	1,300.00	000100	22.9	Wtd. Avg. Base & Total Tons	2,186.65		748.4
	1,318.48	000100	5.1				
	1,350.00	000100	5.2	Merlot	300.00	058780	41.2
	1,400.00	000100	7.6		350.00	064440	151.4
	1,450.00	023000	41.5		360.00	000100	44.4
	1,500.00	000100	9.5		400.00	024500	1.0
	1,508.59	000100	10.8		500.00	002000	157.8
	1,558.66	000100	31.2		550.00	000100	295.6
	1,598.42	000100	0.5		600.00	000100	317.1
	1,600.00	000100	28.4		600.00	014100	44.5
	1,600.00	017600	2.0		650.00	000100	57.4
	1,682.56	000100	3.9		700.00	000100	201.7
	1,700.00	000100	16.0		725.00	000100	80.5
	1,700.00	011400	2.6		750.00	000100	14.4
	1,700.00	024500	4.4		776.00	000100	82.5
	1,750.00	000100	7.1		800.00	000100	166.7
	1,800.00	000100	0.2		800.00	058780	2,189.8
	1,800.00	017400	2.5		832.32	058780	370.0
	1,836.00	021200	3.5		850.00	000100	175.6
	1,900.00	000100	12.7		873.30	000100	141.1
	1,900.00	009100	21.9		883.66	000100	71.9
	1,900.00	017200	1.1		900.00	000100	218.3
	1,900.00	017400	1.0		900.00	021500	7.9
	1,912.00	000100	32.8		900.00	058780	748.6
	2,000.00	000100	22.4		920.00	000100	2.0
	2,000.00	018000	2.1		933.00	000100	53.6
	2,100.00	000100	1.8		970.00	058780	423.8
	2,121.00	000100	1.1		975.00	000100	17.6
	2,125.23	000100	5.7		987.88	000100	9.3
	2,200.00	000100	5.1		1,000.00	000100	84.9
	2,200.00	011300	12.5		1,000.00	013600	3.0
	2,212.94	000100	10.1		1,000.00	017400	10.2
	2,222.10	000100	11.1		1,000.00	020600	3.4
	2,250.00	000100	7.7		1,000.00	020800	1.7
	2,261.00	000100	2.6		1,000.00	021000	5.0
	2,400.00	000100	2.5		1,000.00	058780	94.5
	2,500.00	000100	12.5		1,032.00	000100	5.9
	2,500.00	011300	5.3		1,055.89	000100	23.9
	2,500.00	017800	1.5		1,056.00	021200	3.5
	2,500.00	024800	37.0		1,100.00	000100	15.8
	2,600.00	000100	10.7		1,100.00	020600	129.0
	2,640.68	024800	3.8		1,100.00	064440	88.4
	2,680.00	000100	13.5		1,103.07	000100	110.1
	2,700.00	000100	2.1		1,103.37	000100	56.6

TABLE 8: BASE PRICE PAID TO GROWERS FOR GRAPES CRUSHED AND DELIVERED TO CALIFORNIA PROCESSORS FROM THE 2015 CROP WITH BRIX FACTORS AND PURCHASED TONNAGE, BY TYPE, VARIETY, REPORTING DISTRICT WHERE GROWN, AND WEIGHTED AVERAGE BASE PRICE.

District, Type, and Variety	Base Price	Brix	Tons	District, Type, and Variety	Base Price	Brix	Tons
	Per Ton	Factors			Per Ton	Factors	
	Dollars	Code a/			Dollars	Code a/	
DISTRICT 8 (Cont'd)					2,805.00	000100	1.0
Merlot (Cont'd)	1,105.36	000100	40.0		2,872.69	000100	6.7
	1,150.00	000100	148.1		2,993.40	000100	1.7
	1,160.10	000100	40.0		3,100.00	020600	3.0
	1,200.00	000100	743.7		3,300.00	017200	0.6
	1,200.00	014100	18.6		3,500.00	020600	33.2
	1,200.00	017200	4.6		4,302.00	020600	42.4
	1,200.00	017800	1.6		4,500.00	000100	4.0
	1,200.00	018000	2.0		4,541.00	020600	1.3
	1,200.00	020600	36.9	Wtd. Avg. Base & Total Tons	1,053.29		11,299.1
	1,203.35	000100	300.1				
	1,203.68	023000	124.2	Meunier *	4,773.28	000100	0.3
	1,210.00	000100	206.7	Wtd. Avg. Base & Total Tons	4,773.28		0.3
	1,225.00	000100	78.3				
	1,232.03	000100	17.2	Mission	600.00	000100	0.6
	1,250.00	000100	162.9	Wtd. Avg. Base & Total Tons	600.00		0.6
	1,250.00	023000	83.4				
	1,253.83	023000	68.7	Montepulciano	2,600.00	000100	1.7
	1,260.00	000100	135.6		2,900.00	000100	1.8
	1,300.00	000100	323.7	Wtd. Avg. Base & Total Tons	2,754.29		3.5
	1,312.39	000100	11.9				
	1,358.00	000100	54.1	Nebbiolo	1,120.00	059700	63.4
	1,400.00	000100	532.9		1,400.00	000100	5.4
	1,400.00	017600	12.1		1,500.00	000100	8.0
	1,400.00	020600	115.3		1,600.00	000100	12.3
	1,403.90	000100	43.6		1,800.00	013600	3.1
	1,450.00	000100	15.0		1,800.00	024300	1.0
	1,500.00	000100	85.1		1,836.00	021200	1.7
	1,500.00	020600	30.3		2,200.00	000100	2.0
	1,500.00	024500	1.0		2,400.00	020800	1.0
	1,500.00	024800	43.0		2,500.00	000100	2.0
	1,510.54	000100	336.8		2,500.00	011300	3.2
	1,553.41	017400	176.9		3,000.00	000100	1.9
	1,600.00	000100	53.8		3,234.30	000100	3.1
	1,600.00	020600	52.7		3,300.00	000100	3.2
	1,650.00	020600	18.5		3,313.00	000100	0.7
	1,658.49	000100	6.2		4,000.00	013600	1.7
	1,700.00	000100	6.5		7,294.00	000100	2.3
	1,750.00	000100	94.0	Wtd. Avg. Base & Total Tons	1,661.47		116.0
	1,757.70	000100	1.0				
	1,785.56	000100	4.3	Negrette *	1,400.00	000100	18.9
	1,800.00	000100	67.5	Wtd. Avg. Base & Total Tons	1,400.00		18.9
	1,800.00	020800	5.5				
	1,800.00	021200	1.0	Negroamaro	1,120.00	059700	65.3
	1,800.00	024800	8.8		2,000.00	013600	0.1
	1,850.00	000100	0.9	Wtd. Avg. Base & Total Tons	1,121.35		65.4
	1,850.00	024800	5.8				
	1,852.20	000100	11.0	Nero D'Avola *	2,000.00	013600	0.1
	1,950.00	000100	12.9	Wtd. Avg. Base & Total Tons	2,000.00		0.1
	2,000.00	000100	5.4				
	2,000.00	013600	1.0	Petit Verdot	500.00	024500	6.5
	2,000.00	014100	25.6		800.00	020800	21.2
	2,000.00	017200	1.9		800.00	066540	95.2
	2,000.00	021500	2.0		1,000.00	000100	77.3
	2,000.00	024300	1.9		1,000.00	017400	5.3
	2,000.00	024800	19.7		1,000.00	066540	78.8
	2,031.06	014100	7.9		1,100.00	000100	6.0
	2,100.00	027150	1.4		1,181.80	000100	32.7
	2,169.00	013800	6.2		1,200.00	000100	53.7
	2,175.00	000100	14.3		1,200.00	017200	3.2
	2,200.00	000100	3.4		1,250.00	021000	74.7
	2,200.00	014100	4.1		1,300.00	023000	18.7
	2,200.00	017400	0.9		1,363.00	000100	6.8
	2,200.00	024800	2.5		1,400.00	000100	20.4
	2,200.00	027150	1.6		1,409.71	000100	2.0
	2,200.00	069910	13.1		1,472.00	021200	3.3
	2,300.00	000100	3.1		1,472.42	000100	6.1
	2,357.00	020600	3.4		1,500.00	000100	18.8
	2,400.00	000100	2.9		1,515.70	000100	29.5
	2,500.00	000100	11.6		1,525.00	000100	13.9
	2,500.00	024500	1.9		1,540.00	000100	8.7
	2,600.00	024800	1.4		1,550.00	000100	121.1
	2,700.00	027800	1.7		1,563.03	000100	8.1

TABLE 8: BASE PRICE PAID TO GROWERS FOR GRAPES CRUSHED AND DELIVERED TO CALIFORNIA PROCESSORS FROM THE 2015 CROP WITH BRIX FACTORS AND PURCHASED TONNAGE, BY TYPE, VARIETY, REPORTING DISTRICT WHERE GROWN, AND WEIGHTED AVERAGE BASE PRICE.

District, Type, and Variety	Base Price	Brix	Tons	District, Type, and Variety	Base Price	Brix	Tons
	Per Ton	Factors			Per Ton	Factors	
	Dollars	Code a/			Dollars	Code a/	
DISTRICT 8 (Cont'd)					1,204.00	000100	1.6
Petit Verdot (Cont'd)	1,575.00	000100	61.6		1,246.04	023000	62.3
	1,600.00	000100	52.5		1,250.00	000100	24.1
	1,600.00	021000	2.0		1,255.22	000100	8.1
	1,650.00	000100	0.8		1,270.00	000100	59.1
	1,650.00	020600	11.3		1,300.00	000100	109.1
	1,668.33	000100	3.6		1,300.00	024800	9.0
	1,700.00	000100	1.9		1,305.00	000100	5.1
	1,742.49	014100	7.8		1,305.63	000100	22.0
	1,750.00	000100	20.5		1,308.24	000100	7.3
	1,750.00	020600	17.3		1,325.00	000100	280.9
	1,766.00	000100	9.2		1,350.00	000100	20.5
	1,775.00	000100	86.1		1,355.00	021200	11.9
	1,800.00	000100	102.1		1,375.00	000100	46.4
	1,821.94	000100	14.5		1,389.15	000100	66.5
	1,843.00	014100	7.6		1,400.00	000100	177.1
	1,850.00	000100	17.9		1,400.00	024800	2.1
	1,852.20	000100	10.4		1,400.00	025100	30.4
	1,875.00	000100	240.4		1,403.07	014100	28.0
	1,900.00	000100	7.4		1,425.00	000100	9.7
	2,000.00	000100	18.4		1,440.60	000100	62.1
	2,000.00	014100	9.7		1,450.00	000100	202.8
	2,018.00	020600	9.4		1,450.00	055560	22.9
	2,100.00	024800	1.5		1,450.00	064440	20.7
	2,200.00	000100	3.8		1,490.00	000100	3.0
	2,200.00	069910	10.2		1,500.00	000100	133.8
	2,300.00	000100	0.9		1,500.00	020600	54.0
	2,350.00	000100	1.3		1,500.00	021500	0.5
	2,400.00	000100	1.5		1,500.00	026800	5.7
	2,400.00	017400	2.0		1,525.00	000100	59.2
	2,500.00	000100	10.3		1,526.40	000100	63.6
	2,500.00	014100	17.8		1,550.00	014100	1.5
	2,600.00	000100	3.1		1,550.00	021000	5.2
	2,600.00	011100	1.7		1,554.62	000100	13.9
	2,700.00	000100	2.8		1,575.00	000100	14.5
	2,700.00	017400	3.1		1,575.00	017400	10.2
	2,700.00	024800	6.1		1,600.00	000100	256.3
	2,700.00	027800	2.7		1,600.00	017600	2.0
	2,750.00	000100	20.5		1,600.00	020600	66.2
	2,795.98	000100	3.2		1,600.00	021200	5.3
	2,800.00	000100	2.6		1,600.00	024500	2.0
	3,000.00	000100	1.2		1,600.00	027600	3.9
	3,000.00	021500	1.5		1,650.00	024800	1.5
	3,000.00	027600	1.0		1,655.00	000100	22.0
	3,100.00	000100	2.3		1,700.00	000100	14.8
	3,600.00	000100	0.3		1,700.00	014100	22.8
	4,000.00	000100	4.5		1,700.00	020600	8.6
	4,000.00	025400	3.4		1,744.00	000100	2.7
	4,083.20	000100	1.9		1,744.00	014100	37.1
	4,200.00	000100	0.9		1,750.00	000100	39.7
	4,250.00	000100	1.0		1,750.00	020600	30.0
	4,302.00	020600	13.7		1,800.00	000100	80.8
	4,367.00	000100	3.1		1,800.00	021200	5.5
	4,484.00	000100	3.8		1,800.00	024500	13.9
	4,500.00	000100	1.5		1,800.00	024800	11.2
	4,700.00	000100	0.3		1,800.00	027800	14.9
	5,500.00	025100	0.6		1,827.00	020600	23.2
	7,900.00	000100	0.8		1,828.07	000100	12.6
Wtd. Avg. Base & Total Tons	1,631.10		1,561.3		1,850.00	000100	66.2
					1,875.00	000100	1.9
Petite Sirah	500.00	000100	0.5		1,900.00	000100	1.2
	500.00	025100	5.3		1,900.00	024800	6.1
	725.00	000100	10.3		1,910.00	000100	20.2
	800.00	000100	19.3		1,925.00	000100	23.2
	800.00	063600	179.8		2,000.00	000100	20.4
	850.00	000100	19.8		2,000.00	014100	9.6
	950.00	000100	70.1		2,000.00	020800	5.5
	1,000.00	000100	625.6		2,013.00	000100	29.2
	1,000.00	017400	3.0		2,100.00	000100	25.1
	1,000.00	024500	159.4		2,100.00	024500	1.5
	1,100.00	000100	263.8		2,150.00	000100	21.0
	1,100.00	063600	1,165.0		2,200.00	000100	13.8
	1,200.00	000100	336.4		2,200.00	017400	2.0

TABLE 8: BASE PRICE PAID TO GROWERS FOR GRAPES CRUSHED AND DELIVERED TO CALIFORNIA PROCESSORS FROM THE 2015 CROP WITH BRIX FACTORS AND PURCHASED TONNAGE, BY TYPE, VARIETY, REPORTING DISTRICT WHERE GROWN, AND WEIGHTED AVERAGE BASE PRICE.

District, Type, and Variety	Base Price	Brix	Tons	District, Type, and Variety	Base Price	Brix	Tons
	Per Ton	Factors			Per Ton	Factors	
	Dollars	Code a/			Dollars	Code a/	
DISTRICT 8 (Cont'd)					2,350.00	024500	5.2
Petite Sirah (Cont'd)	2,200.00	024600	3.4		2,380.00	021200	64.5
	2,268.07	000100	17.1		2,382.13	000100	0.5
	2,296.62	000100	4.1		2,450.00	024500	13.7
	2,300.00	000100	22.2		2,453.28	000100	36.7
	2,350.00	000100	125.3		2,500.00	000100	440.7
	2,375.00	000100	23.5		2,500.00	020600	39.9
	2,400.00	013800	1.7		2,500.00	020800	6.0
	2,400.00	070690	1.9		2,600.00	000100	581.3
	2,450.00	000100	144.1		2,600.00	017200	7.6
	2,490.00	000100	6.3		2,613.19	000100	18.2
	2,500.00	000100	1.9		2,625.00	000100	18.7
	2,500.00	021800	1.7		2,646.10	000100	194.0
	2,500.00	024300	0.6		2,646.10	020800	237.0
	2,500.00	024800	1.9		2,650.00	000100	232.3
	2,500.00	027800	4.3		2,650.00	025100	5.8
	2,575.00	000100	44.4		2,667.45	000100	16.8
	2,600.00	000100	4.3		2,675.64	000100	6.3
	2,650.00	000100	1.1		2,676.00	021200	21.8
	2,700.00	000100	4.2		2,677.96	000100	344.1
	2,700.00	017800	1.1		2,700.00	000100	12.7
	2,750.00	000100	2.9		2,700.00	020600	44.5
	2,782.30	024800	8.6		2,700.00	025100	41.2
	2,800.00	000100	8.3		2,731.00	000100	27.0
	2,800.00	017800	2.6		2,740.00	020800	29.1
	3,000.00	000100	0.9		2,749.14	000100	238.6
	3,100.00	000100	6.3		2,750.00	000100	108.4
	3,155.00	000100	4.6		2,750.00	017000	1.0
	3,496.00	000100	8.1		2,750.00	025100	88.8
	3,500.00	000100	4.2		2,758.84	000100	132.6
	3,500.00	025100	2.1		2,800.00	000100	207.8
	3,800.00	000100	1.9		2,800.00	020600	73.3
	4,000.00	000100	5.5		2,800.00	020800	2.6
	4,000.00	025400	0.6		2,850.00	013600	62.2
	4,520.93	000100	4.3		2,850.00	065675	37.8
	5,500.00	000100	4.3		2,900.00	000100	41.3
	6,923.08	000100	1.3		2,975.00	000100	5.2
Wtd. Avg. Base & Total Tons	1,384.23		5,918.6		2,975.00	020800	8.6
					2,975.00	024500	3.3
Pinot Noir	900.00	050200	104.9		3,000.00	000100	153.4
	1,300.00	050200	258.3		3,000.00	013600	5.3
	1,315.50	000100	0.4		3,000.00	017200	3.9
	1,366.00	000100	155.1		3,000.00	018000	4.0
	1,400.00	050200	359.4		3,000.00	020800	142.4
	1,500.00	000100	76.4		3,000.00	021000	4.0
	1,500.00	050200	82.7		3,000.00	021200	2.3
	1,517.17	000100	60.0		3,000.00	022700	10.4
	1,550.00	000100	80.7		3,000.00	024500	78.8
	1,550.00	024500	65.5		3,000.00	024800	2.1
	1,600.00	000100	32.7		3,000.00	064440	16.7
	1,600.00	024500	59.9		3,022.00	000100	3.0
	1,600.00	050200	17.6		3,050.00	000100	32.7
	1,699.74	000100	38.1		3,072.00	000100	16.1
	1,750.00	016800	1.0		3,094.00	000100	19.4
	1,750.00	024500	6.0		3,096.44	000100	261.9
	1,800.00	000100	24.8		3,150.00	000100	69.9
	1,811.23	000100	156.2		3,164.95	000100	9.3
	2,000.00	000100	147.3		3,189.00	000100	19.7
	2,000.00	020600	1.9		3,200.00	000100	5.8
	2,000.00	020800	45.9		3,200.00	020800	82.0
	2,070.65	000100	154.4		3,200.00	023000	123.1
	2,089.25	000100	0.6		3,200.00	026700	9.3
	2,100.00	000100	0.7		3,223.87	000100	238.6
	2,100.00	002100	28.5		3,247.51	000100	4.9
	2,100.00	020800	5.1		3,250.00	000100	28.1
	2,200.00	000100	264.0		3,250.00	025100	4.3
	2,200.00	017800	1.7		3,280.00	021000	5.2
	2,200.00	059560	49.0		3,289.00	000100	8.9
	2,250.00	000100	5.5		3,300.00	000100	14.1
	2,296.62	000100	155.6		3,300.00	020800	2.7
	2,300.00	000100	68.6		3,317.06	000100	6.3
	2,300.00	024800	13.0		3,317.77	000100	70.7
	2,350.00	000100	26.3		3,362.50	000100	27.1

TABLE 8: BASE PRICE PAID TO GROWERS FOR GRAPES CRUSHED AND DELIVERED TO CALIFORNIA PROCESSORS FROM THE 2015 CROP WITH BRIX FACTORS AND PURCHASED TONNAGE, BY TYPE, VARIETY, REPORTING DISTRICT WHERE GROWN, AND WEIGHTED AVERAGE BASE PRICE.

District, Type, and Variety	Base Price	Brix	Tons	District, Type, and Variety	Base Price	Brix	Tons
	Per Ton	Factors			Per Ton	Factors	
	Dollars	Code a/			Dollars	Code a/	
DISTRICT 8 (Cont'd)					4,500.00	021000	3.1
Pinot Noir (Cont'd)	3,375.00	000100	56.8		4,500.00	022700	22.6
	3,400.00	000100	70.4		4,500.00	024500	5.4
	3,417.92	020800	3.9		4,500.00	025100	129.0
	3,422.10	000100	3.8		4,502.45	000100	14.7
	3,429.20	000100	2.8		4,546.05	000100	4.3
	3,450.00	000100	14.1		4,570.18	055560	2.4
	3,464.45	000100	18.9		4,592.00	020800	26.3
	3,488.08	000100	98.3		4,604.00	000100	8.5
	3,489.43	000100	1.2		4,640.00	000100	58.8
	3,500.00	000100	82.9		4,655.17	000100	3.0
	3,500.00	013600	11.0		4,682.90	000100	40.7
	3,500.00	020600	12.5		4,707.00	013600	9.9
	3,500.00	020800	3.4		4,730.08	000100	31.3
	3,500.00	021600	2.6		4,750.00	000100	14.7
	3,506.29	000100	10.3		4,773.28	000100	35.9
	3,523.00	000100	4.5		4,798.89	000100	2.1
	3,554.59	000100	2.3		4,800.00	000100	4.9
	3,600.00	000100	50.9		4,824.08	055560	11.8
	3,600.00	017400	133.8		4,824.08	060485	5.5
	3,600.00	025100	44.3		4,838.92	000100	3.7
	3,690.37	000100	10.3		4,848.00	000100	0.8
	3,700.00	000100	6.1		4,860.00	000100	1.2
	3,721.00	013600	54.0		4,874.86	000100	3.7
	3,748.26	000100	1.4		4,900.00	000100	6.5
	3,750.00	000100	36.2		4,900.00	021800	11.5
	3,750.00	021500	21.3		4,937.70	019000	5.6
	3,755.65	000100	2.2		5,000.00	000100	193.8
	3,769.28	000100	46.5		5,000.00	013600	9.6
	3,783.36	017200	1.6		5,000.00	017400	8.4
	3,800.00	000100	11.6		5,000.00	020800	1.5
	3,800.00	025100	4.4		5,000.00	021800	2.9
	3,825.00	000100	68.7		5,000.00	025100	10.1
	3,860.00	013600	24.6		5,000.00	027120	0.9
	3,900.00	000100	8.9		5,002.35	000100	4.3
	3,908.32	000100	11.2		5,071.00	017400	3.4
	4,000.00	000100	119.0		5,181.15	000100	5.4
	4,000.00	013100	54.5		5,245.80	000100	12.6
	4,000.00	017000	6.8		5,281.00	000100	2.3
	4,000.00	017200	9.6		5,376.00	013600	3.9
	4,000.00	020800	1.2		5,380.00	000100	12.4
	4,000.00	021200	1.8		5,461.01	000100	32.4
	4,062.38	000100	1.8		5,500.00	000100	7.2
	4,103.00	021800	21.5		5,500.00	021000	3.0
	4,132.34	000100	14.0		5,500.00	021800	7.6
	4,200.00	000100	34.2		5,500.00	022700	7.8
	4,200.00	017400	10.5		5,500.00	024500	4.1
	4,200.00	021000	3.7		5,525.00	000100	1.1
	4,228.00	019300	3.2		5,610.43	000100	6.6
	4,230.00	000100	4.9		5,639.00	017400	1.8
	4,250.00	000100	21.4		5,750.00	000100	16.8
	4,250.00	024500	7.5		5,797.23	000100	16.4
	4,252.00	000100	29.4		6,000.00	000100	13.7
	4,257.00	000100	1.4		6,000.00	021200	13.8
	4,271.86	017400	8.3		6,107.02	000100	2.7
	4,284.59	017400	9.8		6,111.00	000100	2.2
	4,298.38	000100	7.2		6,256.76	000100	1.0
	4,320.00	017200	3.5		6,408.00	017400	3.3
	4,329.61	000100	1.8		6,451.00	017200	88.5
	4,383.78	017400	1.6		6,499.03	000100	1.0
	4,397.00	000100	1.4		6,750.00	000100	4.1
	4,400.00	000100	11.7		6,750.00	027120	0.7
	4,400.00	020800	37.3		6,950.07	000100	86.5
	4,400.00	022700	7.0		7,000.00	021800	2.2
	4,447.03	000100	7.0		7,143.00	000100	4.4
	4,472.88	017400	7.0		7,762.50	000100	1.2
	4,490.78	000100	13.7		7,966.20	000100	0.8
	4,500.00	000100	268.5		8,771.08	000100	2.5
	4,500.00	017200	13.5		8,872.54	000100	11.7
	4,500.00	017400	2.9		9,045.00	000100	2.0
	4,500.00	019300	14.1	Wtd. Avg. Base & Total Tons	2,984.78		10,309.6
	4,500.00	020600	28.1				
	4,500.00	020800	3.3	Primitivo	1,100.00	066540	74.0

TABLE 8: BASE PRICE PAID TO GROWERS FOR GRAPES CRUSHED AND DELIVERED TO CALIFORNIA PROCESSORS FROM THE 2015 CROP WITH BRIX FACTORS AND PURCHASED TONNAGE, BY TYPE, VARIETY, REPORTING DISTRICT WHERE GROWN, AND WEIGHTED AVERAGE BASE PRICE.

District, Type, and Variety	Base Price	Brix	Tons	District, Type, and Variety	Base Price	Brix	Tons
	Per Ton	Factors			Per Ton	Factors	
	Dollars	Code a/			Dollars	Code a/	
DISTRICT 8 (Cont'd)				Syrah *	600.00	000100	103.6
Primitivo (Cont'd)	1,100.00	067550	117.8		600.00	022700	117.4
	1,200.00	000100	4.9		750.00	000100	22.4
	1,320.28	000100	50.7		776.00	000100	21.6
	1,500.00	000100	23.8		800.00	000100	27.6
	1,500.00	024500	2.8		800.00	050200	1,786.7
	2,000.00	000100	43.0		800.00	059560	308.1
	2,000.00	024800	3.1		816.00	000100	82.5
	2,050.00	000100	8.4		850.00	000100	90.5
	2,200.00	000100	3.8		900.00	000100	105.7
	2,500.00	000100	7.3		900.00	021500	10.6
Wtd. Avg. Base & Total Tons	1,353.73		339.6		900.00	050200	101.0
					950.00	000100	6.5
Refosco *	1,272.54	000100	30.3		970.00	000100	22.1
	1,800.00	000100	1.0		1,000.00	000100	436.0
Wtd. Avg. Base & Total Tons	1,289.39		31.3		1,000.00	017400	3.2
					1,000.00	017800	2.8
Sangiovese *	800.00	000100	4.7		1,100.00	000100	271.2
	1,200.00	000100	2.8		1,134.39	000100	48.4
	1,400.00	000100	28.1		1,150.00	000100	83.6
	1,400.00	013600	1.3		1,155.00	000100	260.0
	1,500.00	000100	31.7		1,200.00	000100	662.8
	1,550.00	013600	3.5		1,200.00	014100	5.5
	1,600.00	000100	1.0		1,200.00	018000	2.0
	1,600.00	017400	1.0		1,200.00	020600	58.2
	1,600.00	024800	1.9		1,200.00	021200	31.2
	1,735.00	021200	11.1		1,218.17	000100	31.2
	1,750.00	000100	10.8		1,219.98	000100	7.2
	1,750.00	024500	2.3		1,250.00	000100	59.3
	1,759.72	014100	39.2		1,250.00	018050	1.5
	1,770.24	000100	16.7		1,260.00	000100	44.7
	1,800.00	000100	57.7		1,267.99	000100	27.2
	1,800.00	017200	4.4		1,267.99	023000	70.1
	1,800.00	024500	1.0		1,285.83	000100	23.9
	1,836.00	021200	9.2		1,296.00	060735	0.9
	1,850.00	000100	5.7		1,300.00	000100	132.8
	1,861.00	014100	7.7		1,300.00	011400	16.0
	1,861.00	022900	2.5		1,300.00	017600	6.3
	1,903.47	000100	7.2		1,301.41	000100	1.9
	2,000.00	000100	8.3		1,312.50	000100	193.8
	2,000.00	014100	4.8		1,318.00	000100	22.6
	2,000.00	021500	3.2		1,318.57	000100	12.4
	2,100.00	000100	1.0		1,330.00	014100	6.3
	2,150.00	000100	1.2		1,331.39	000100	71.5
	2,150.00	024800	7.4		1,350.00	000100	8.3
	2,200.00	000100	12.4		1,356.95	000100	19.5
	2,200.00	017000	1.0		1,357.50	000100	8.5
	2,400.00	000100	2.5		1,357.78	000100	118.4
	2,500.00	000100	11.4		1,366.20	000100	35.7
	2,500.00	017200	3.8		1,375.00	000100	108.0
	2,500.00	021500	2.2		1,397.47	000100	30.3
	2,600.00	000100	2.1		1,400.00	000100	108.3
	2,600.00	021500	2.5		1,400.00	021000	3.0
	2,666.25	000100	3.1		1,450.00	000100	62.6
	2,700.00	021500	1.2		1,470.00	000100	9.0
	2,782.42	000100	4.3		1,479.32	000100	40.7
	2,800.00	000100	2.3		1,499.46	000100	4.2
	2,800.00	013600	0.7		1,500.00	000100	162.4
	2,850.00	000100	8.0		1,500.00	020600	25.5
	3,000.00	000100	5.1		1,500.00	021000	3.8
	3,275.00	000100	2.2		1,500.00	024300	0.6
	3,500.00	000100	1.0		1,500.00	024500	9.2
Wtd. Avg. Base & Total Tons	1,884.41		343.2		1,500.00	025100	3.3
					1,515.60	000100	0.8
Souzao	1,416.00	000100	0.6		1,524.38	000100	0.7
	1,700.00	000100	0.4		1,550.00	000100	87.2
	2,463.29	014100	7.1		1,600.00	000100	96.5
	2,500.00	000100	2.3		1,600.00	020800	0.7
	2,549.08	000100	0.2		1,600.00	024300	9.5
	3,000.00	014100	1.5		1,600.00	024800	3.6
	3,500.00	000100	1.3		1,632.00	021200	19.7
Wtd. Avg. Base & Total Tons	2,561.85		13.4		1,642.69	017400	11.6
					1,650.00	000100	31.5

TABLE 8: BASE PRICE PAID TO GROWERS FOR GRAPES CRUSHED AND DELIVERED TO CALIFORNIA PROCESSORS FROM THE 2015 CROP WITH BRIX FACTORS AND PURCHASED TONNAGE, BY TYPE, VARIETY, REPORTING DISTRICT WHERE GROWN, AND WEIGHTED AVERAGE BASE PRICE.

District, Type, and Variety	Base Price	Brix	Tons	District, Type, and Variety	Base Price	Brix	Tons
	Per Ton	Factors			Per Ton	Factors	
	Dollars	Code a/			Dollars	Code a/	
DISTRICT 8 (Cont'd)					2,887.50	000100	3.4
Syrah * (Cont'd)	1,650.00	011300	2.4		2,900.00	000100	4.6
	1,682.00	000100	8.8		2,997.63	000100	28.5
	1,700.00	000100	3.5		3,000.00	000100	49.6
	1,700.00	009520	5.6		3,000.00	017200	1.0
	1,700.00	020600	10.8		3,000.00	017400	0.8
	1,750.00	009500	31.7		3,000.00	020600	10.2
	1,764.07	000100	15.2		3,000.00	021000	4.2
	1,800.00	000100	137.6		3,000.00	021500	1.9
	1,800.00	011300	3.9		3,000.00	027150	3.1
	1,800.00	017000	0.5		3,000.00	027800	5.4
	1,800.00	017200	1.4		3,017.20	000100	0.9
	1,800.00	024800	36.0		3,020.27	000100	7.4
	1,850.00	000100	2.8		3,100.00	024800	1.6
	1,900.00	021000	1.6		3,106.58	000100	7.0
	1,941.00	000100	8.3		3,109.71	000100	1.8
	1,999.50	000100	12.3		3,200.00	000100	1.2
	2,000.00	000100	110.0		3,200.00	017400	35.4
	2,000.00	009500	6.4		3,250.00	000100	7.2
	2,000.00	013800	0.8		3,271.00	013600	2.6
	2,000.00	014100	10.9		3,281.43	000100	6.8
	2,000.00	020300	3.3		3,488.16	000100	26.4
	2,000.00	021000	1.5		3,500.00	000100	48.5
	2,000.00	021500	2.0		3,500.00	017800	0.8
	2,000.00	024500	2.1		3,500.00	021500	3.8
	2,000.00	024800	2.8		3,500.00	025100	0.9
	2,000.00	025100	7.4		3,500.00	027150	3.0
	2,100.00	000100	9.1		3,500.00	027800	0.6
	2,147.14	000100	71.5		3,502.00	017800	3.8
	2,200.00	000100	50.1		3,750.00	000100	27.2
	2,200.00	014100	7.5		3,750.00	021200	2.6
	2,200.00	017400	1.6		3,800.00	000100	3.4
	2,200.00	020600	6.1		3,806.25	000100	1.0
	2,200.00	020800	0.6		3,815.54	000100	0.9
	2,200.00	024800	5.5		3,842.82	000100	2.0
	2,225.00	000100	13.9		3,860.80	000100	0.6
	2,226.00	020600	14.3		3,864.00	000100	1.9
	2,240.00	000100	2.7		4,000.00	000100	81.1
	2,250.00	000100	8.0		4,000.00	008500	2.4
	2,250.00	014100	8.4		4,000.00	017400	0.6
	2,250.00	017200	1.3		4,000.00	021200	19.1
	2,254.50	000100	1.0		4,000.00	024500	1.2
	2,296.62	000100	14.1		4,000.00	025100	8.5
	2,300.00	000100	2.2		4,000.00	025400	10.6
	2,300.00	020800	3.9		4,000.00	028100	1.9
	2,323.13	000100	1.0		4,000.00	028300	0.5
	2,400.00	000100	28.4		4,010.00	000100	2.0
	2,400.00	017400	1.9		4,104.79	000100	3.4
	2,400.00	024800	1.4		4,121.65	000100	1.7
	2,500.00	000100	45.2		4,200.00	000100	1.3
	2,500.00	013600	0.5		4,250.00	000100	5.4
	2,500.00	014100	5.3		4,302.00	020600	16.4
	2,500.00	017400	0.9		4,400.00	000100	3.9
	2,500.00	017800	3.7		4,467.75	000100	2.6
	2,500.00	021000	1.5		4,495.00	000100	3.5
	2,500.00	024800	7.4		4,500.00	000100	19.9
	2,544.00	000100	15.9		4,542.00	000100	3.0
	2,600.00	000100	12.1		4,582.00	000100	7.5
	2,650.00	000100	9.3		4,650.00	000100	3.5
	2,699.80	000100	1.3		4,700.00	000100	8.9
	2,700.00	000100	9.2		4,752.00	000100	6.3
	2,700.00	009520	2.4		4,847.00	013600	5.4
	2,700.00	020600	3.9		4,875.00	000100	1.6
	2,747.46	000100	3.2		4,896.96	000100	11.2
	2,750.00	000100	18.3		4,900.00	000100	1.0
	2,750.00	020800	0.9		4,900.00	025100	0.4
	2,750.00	021000	1.5		4,950.00	000100	4.1
	2,750.00	024800	1.9		5,000.00	000100	9.9
	2,800.00	000100	14.7		5,014.00	000100	3.4
	2,800.00	024800	1.1		5,078.00	000100	5.1
	2,800.00	028100	2.1		5,099.83	000100	25.0
	2,850.00	000100	13.2		5,143.00	021000	0.4
	2,878.00	000100	1.7		5,500.00	000100	3.8

TABLE 8: BASE PRICE PAID TO GROWERS FOR GRAPES CRUSHED AND DELIVERED TO CALIFORNIA PROCESSORS FROM THE 2015 CROP WITH BRIX FACTORS AND PURCHASED TONNAGE, BY TYPE, VARIETY, REPORTING DISTRICT WHERE GROWN, AND WEIGHTED AVERAGE BASE PRICE.

District, Type, and Variety	Base Price	Brix	Tons	District, Type, and Variety	Base Price	Brix	Tons
	Per Ton	Factors			Per Ton	Factors	
	Dollars	Code a/			Dollars	Code a/	
DISTRICT 8 (Cont'd)					2,000.00	000100	0.8
Syrah * (Cont'd)	5,500.00	025100	3.3		2,300.00	017400	1.4
	5,716.00	000100	1.9		2,430.00	000100	1.6
	6,000.00	000100	7.1		2,430.00	014100	8.2
	6,000.00	017800	1.7		2,451.00	000100	3.8
	6,000.00	024800	4.2		2,500.00	000100	11.5
	6,000.00	025100	1.7		2,600.00	000100	6.5
	6,192.00	000100	4.6		2,750.00	000100	10.0
	6,735.84	000100	0.5		3,000.00	014400	1.7
	7,000.00	017800	2.8		3,250.00	000100	9.7
	7,143.00	000100	3.0		3,342.00	000100	3.9
	11,034.40	000100	4.6		3,500.00	000100	1.0
	11,634.38	000100	3.1		4,000.00	000100	9.7
Wtd. Avg. Base & Total Tons	1,410.02		7,922.2		4,000.00	025400	5.3
					4,000.00	027800	1.3
Tannat	1,000.00	000100	7.5	Wtd. Avg. Base & Total Tons	1,288.15		969.0
	1,000.00	017400	3.0				
	1,100.00	059700	48.6	Teroldego	1,120.00	059700	49.4
	1,400.00	014100	46.0	Wtd. Avg. Base & Total Tons	1,120.00		49.4
	1,600.00	000100	5.8				
	1,600.00	021200	9.7	Tinta Cao	650.00	000100	3.4
	1,800.00	000100	9.1		2,221.65	000100	6.1
	1,850.00	000100	4.7		2,221.65	014100	5.0
	1,941.51	014100	10.2		2,602.71	000100	0.5
	2,000.00	000100	0.8		3,000.00	014100	1.9
	2,300.00	000100	1.5		3,500.00	000100	2.9
	2,400.00	000100	7.5	Wtd. Avg. Base & Total Tons	2,223.32		19.8
	2,500.00	000100	2.3				
	2,600.00	000100	4.2	Tinta Madeira	1,252.83	000100	1.1
	2,600.00	017800	5.9	Wtd. Avg. Base & Total Tons	1,252.83		1.1
	2,650.00	000100	11.7				
	2,800.00	000100	2.1	Touriga Nacional *	650.00	000100	1.9
	2,800.00	024800	1.6		1,996.68	000100	1.2
	2,950.00	000100	0.5		2,088.30	000100	1.4
	3,000.00	000100	1.0		2,243.07	014100	7.0
	3,000.00	014400	1.5		2,346.00	000100	0.9
	3,000.00	027150	3.2		2,500.00	000100	2.8
	3,306.00	000100	0.5		3,000.00	014100	0.8
	3,500.00	000100	1.2		3,400.00	000100	7.9
	3,500.00	027800	1.2		3,500.00	000100	5.3
	5,000.00	000100	1.8	Wtd. Avg. Base & Total Tons	2,711.56		29.2
	7,000.00	017800	0.9				
Wtd. Avg. Base & Total Tons	1,744.29		194.0	Zinfandel	200.00	000100	104.3
					300.00	067550	33.8
Tempranillo *	100.00	000100	1.3		425.00	014100	21.7
	800.00	000100	94.3		500.00	000100	20.0
	800.00	059700	98.0		550.00	000100	21.5
	871.01	059700	140.5		600.00	022700	23.4
	1,000.00	000100	50.2		750.00	000100	21.5
	1,100.00	017600	2.7		800.00	000100	227.1
	1,120.00	059700	148.2		800.00	067550	165.4
	1,200.00	000100	29.7		850.00	000100	5.6
	1,200.00	021200	47.7		900.00	024400	8.2
	1,200.00	024800	18.0		900.00	067550	238.9
	1,232.79	000100	26.8		950.00	000100	14.7
	1,300.00	000100	7.7		960.00	000100	5.0
	1,400.00	000100	64.4		1,000.00	000100	184.2
	1,400.00	019000	4.3		1,000.00	021200	3.2
	1,400.00	024800	0.8		1,000.00	024800	13.0
	1,500.00	000100	44.0		1,050.00	000100	147.2
	1,500.00	013800	3.0		1,100.00	000100	39.2
	1,512.65	000100	5.1		1,100.00	067550	67.6
	1,550.00	000100	3.8		1,150.00	000100	28.5
	1,600.00	000100	5.8		1,197.00	000100	326.7
	1,650.00	000100	5.6		1,200.00	000100	609.6
	1,700.00	000100	1.7		1,200.00	028100	43.5
	1,800.00	000100	19.0		1,225.00	000100	47.2
	1,800.00	024500	0.6		1,250.00	018000	3.0
	1,827.00	020600	50.7		1,250.00	024800	2.1
	1,836.00	021200	7.5		1,260.00	000100	86.0
	1,850.00	000100	1.0		1,269.81	000100	18.2
	1,880.00	000100	8.0		1,300.00	000100	170.8
	1,975.00	021000	2.2		1,300.00	017600	9.8

TABLE 8: BASE PRICE PAID TO GROWERS FOR GRAPES CRUSHED AND DELIVERED TO CALIFORNIA PROCESSORS FROM THE 2015 CROP WITH BRIX FACTORS AND PURCHASED TONNAGE, BY TYPE, VARIETY, REPORTING DISTRICT WHERE GROWN, AND WEIGHTED AVERAGE BASE PRICE.

District, Type, and Variety	Base Price	Brix	Tons	District, Type, and Variety	Base Price	Brix	Tons
	Per Ton	Factors			Per Ton	Factors	
	Dollars	Code a/			Dollars	Code a/	
DISTRICT 8 (Cont'd)					2,900.00	000100	56.0
Zinfandel (Cont'd)	1,320.28	014100	34.4		2,980.00	000100	3.0
	1,350.00	000100	12.5		3,000.00	000100	44.5
	1,365.00	000100	39.4		3,000.00	014400	2.5
	1,400.00	000100	199.4		3,000.00	020600	16.7
	1,406.59	000100	151.3		3,100.00	000100	11.5
	1,450.00	000100	2.6		3,100.00	017400	2.0
	1,450.00	024500	0.4		3,500.00	000100	24.7
	1,466.33	024800	46.6		3,500.00	021500	9.3
	1,487.55	014100	11.3		3,800.00	000100	3.5
	1,500.00	000100	49.4		4,000.00	000100	8.9
	1,500.00	024500	5.9		4,063.00	000100	0.6
	1,500.00	027800	1.5	Wtd. Avg. Base & Total Tons	1,480.19		4,874.9
	1,504.99	000100	9.3				
	1,550.00	000100	6.4	Other Red b/	1,600.00	014100	1.9
	1,600.00	000100	80.5		2,512.13	000100	1.1
	1,600.00	024800	29.0	Wtd. Avg. Base & Total Tons	1,934.45		3.0
	1,650.00	024500	2.0				
	1,686.57	000100	24.2	DISTRICT 9			
	1,700.00	000100	129.3	WINE GRAPES (WHITE)			
	1,700.00	022900	7.1	Albarino	850.00	000100	4.8
	1,732.47	000100	11.3		1,100.00	000100	3.8
	1,750.00	000100	97.1		1,200.00	000100	11.2
	1,800.00	000100	12.8		1,700.00	000100	10.8
	1,800.00	014400	3.0	Wtd. Avg. Base & Total Tons	1,309.15		30.6
	1,800.00	021200	3.3				
	1,850.00	000100	17.0	Chardonnay *	160.00	000100	237.4
	1,886.64	000100	54.2		225.00	017200	652.4
	1,900.00	000100	51.6		250.00	017200	171.4
	1,900.00	020800	2.5		350.00	011700	202.6
	1,900.00	024800	2.7		400.00	000100	125.6
	1,900.00	025100	1.0		425.00	044480	749.5
	2,000.00	000100	65.9		471.68	000100	0.8
	2,000.00	014100	61.6		500.00	021200	2.0
	2,000.00	021000	4.0		500.00	044490	60.3
	2,000.00	024500	8.3		534.13	000100	2,578.2
	2,000.00	024800	0.5		600.00	000100	20.1
	2,000.00	028100	3.9		600.00	044490	108.9
	2,011.00	000100	29.4		625.00	000100	75.0
	2,100.00	027600	4.5		672.15	000100	665.2
	2,150.00	000100	17.7		700.00	000100	258.7
	2,150.00	027600	1.0		700.00	013400	1,209.2
	2,200.00	000100	31.3		800.00	000100	428.9
	2,200.00	024500	0.6		1,100.00	000100	5.2
	2,200.00	028100	15.2		1,160.00	020800	1.2
	2,250.00	000100	4.6		1,400.00	000100	6.6
	2,250.00	024500	13.4		1,700.00	000100	2.7
	2,250.00	024800	8.7		1,927.83	000100	16.3
	2,300.00	000100	33.4		2,400.00	000100	39.9
	2,300.00	014100	7.9		2,585.38	000100	20.3
	2,392.00	024500	0.4		2,600.00	000100	5.9
	2,392.00	027150	1.0	Wtd. Avg. Base & Total Tons	553.87		7,644.3
	2,400.00	000100	61.0				
	2,500.00	000100	56.0	Chenin Blanc	450.00	038210	86.3
	2,500.00	024800	1.0		1,525.00	000100	1.2
	2,500.00	025100	2.2	Wtd. Avg. Base & Total Tons	464.74		87.5
	2,500.00	027600	1.9				
	2,550.00	014100	12.2	Fiano	800.00	000100	2.5
	2,570.29	000100	26.3		1,200.00	000100	3.8
	2,577.91	000100	122.5	Wtd. Avg. Base & Total Tons	1,041.27		6.3
	2,600.00	000100	2.4				
	2,600.00	011300	0.9	French Colombard	150.00	038300	24.9
	2,600.00	011600	3.7		1,000.00	009500	0.6
	2,650.00	000100	0.9		1,500.00	000100	14.7
	2,700.00	000100	160.0	Wtd. Avg. Base & Total Tons	656.34		40.2
	2,700.00	011300	2.8				
	2,700.00	017800	5.8	Gewurztraminer	1,180.00	017200	0.9
	2,700.00	024600	6.0		1,800.00	000100	0.8
	2,750.00	000100	3.4	Wtd. Avg. Base & Total Tons	1,471.76		1.7
	2,789.89	000100	7.1				
	2,800.00	000100	77.0	Grenache Blanc	1,200.00	000100	1.9
	2,800.00	027600	5.0		1,272.73	000100	13.2
	2,856.65	024800	10.4		1,515.00	000100	0.3

TABLE 8: BASE PRICE PAID TO GROWERS FOR GRAPES CRUSHED AND DELIVERED TO CALIFORNIA PROCESSORS FROM THE 2015 CROP WITH BRIX FACTORS AND PURCHASED TONNAGE, BY TYPE, VARIETY, REPORTING DISTRICT WHERE GROWN, AND WEIGHTED AVERAGE BASE PRICE.

District, Type, and Variety	Base Price	Brix	Tons	District, Type, and Variety	Base Price	Brix	Tons
	Per Ton	Factors			Per Ton	Factors	
	Dollars	Code a/			Dollars	Code a/	
DISTRICT 9 (Cont'd)				Other White b/			
Grenache Blanc (Cont'd)					800.00	000100	1.4
Wtd. Avg. Base & Total Tons	1,268.48		15.4		1,200.00	000100	2.5
Malvasia Bianca	1,400.00	017400	1.1		1,200.00	017000	19.1
Wtd. Avg. Base & Total Tons	1,400.00		1.1	Wtd. Avg. Base & Total Tons	1,175.65		23.0
Marsanne				WINE GRAPES (RED)			
	1,200.00	000100	1.7	Aglianico	1,000.00	000100	3.8
Wtd. Avg. Base & Total Tons	1,200.00		1.7		1,200.00	000100	9.8
					1,850.00	000100	1.1
Moscato Gaillo *	1,000.00	000100	0.3	Wtd. Avg. Base & Total Tons	1,196.94		14.7
Wtd. Avg. Base & Total Tons	1,000.00		0.3				
				Alicante Bouschet *	2,000.00	000100	0.3
Muscat Blanc *	2,000.00	000100	0.3	Wtd. Avg. Base & Total Tons	2,000.00		0.3
Wtd. Avg. Base & Total Tons	2,000.00		0.3				
				Barbera	150.00	000100	22.7
Muscat Orange	350.00	000100	5.5		800.00	000100	14.1
Wtd. Avg. Base & Total Tons	350.00		5.5		1,000.00	000100	4.1
					2,000.00	000100	12.0
Muscat of Alexandria	400.00	000100	2,889.6	Wtd. Avg. Base & Total Tons	808.79		52.9
Wtd. Avg. Base & Total Tons	400.00		2,889.6				
				Cabernet Franc	1,200.00	021200	1.1
Picpoul Blanc	2,343.00	000100	0.5		1,425.00	000100	2.4
Wtd. Avg. Base & Total Tons	2,343.00		0.5		1,497.58	000100	3.1
					1,700.00	000100	1.8
Pinot Gris *	425.00	013400	1,908.7		2,047.00	000100	1.0
	600.00	000100	463.6		2,200.00	000100	1.5
	1,000.00	000100	2.9	Wtd. Avg. Base & Total Tons	1,632.06		10.9
	1,500.00	013400	1.1				
Wtd. Avg. Base & Total Tons	460.34		2,376.3	Cabernet Sauvignon	550.00	000100	124.5
					550.00	062590	385.4
Roussanne	1,400.00	000100	6.2		650.00	066157	364.3
	1,710.00	000100	0.3		800.00	000100	304.9
Wtd. Avg. Base & Total Tons	1,414.31		6.5		850.00	000100	91.7
					1,000.00	000100	7.5
Sauvignon Blanc	400.00	000100	45.5		1,100.00	000100	5.0
	650.00	000100	9.1		1,200.00	000100	7.3
	750.00	000100	1.0		1,300.00	011400	21.9
	800.00	021000	1.3		1,426.00	000100	0.4
	977.00	000100	0.3		1,500.00	000100	2.0
	1,000.00	000100	0.3		1,500.00	024300	5.0
	1,000.00	013600	6.0		1,500.00	064440	9.1
	1,600.00	000100	1.5		1,600.00	000100	0.4
	1,800.00	000100	0.7		1,800.00	024500	11.4
Wtd. Avg. Base & Total Tons	550.35		65.7		2,200.00	000100	0.7
					3,255.08	000100	12.0
Sauvignon Musque	1,631.00	000100	0.2	Wtd. Avg. Base & Total Tons	4,500.00	000100	1.0
Wtd. Avg. Base & Total Tons	1,631.00		0.2		723.75		1,354.5
Semillon	759.00	000100	1.0	Carmenere	1,200.00	000100	0.6
	1,000.00	000100	0.2	Wtd. Avg. Base & Total Tons	1,200.00		0.6
Wtd. Avg. Base & Total Tons	799.17		1.2				
				Counoise	1,000.00	000100	0.7
St. Emilion *	2,000.00	000100	6.1		1,200.00	000100	0.3
Wtd. Avg. Base & Total Tons	2,000.00		6.1	Wtd. Avg. Base & Total Tons	1,060.00		1.0
Verdelho	1,200.00	000100	1.1	Graciano	1,148.00	000100	2.3
	2,200.00	000100	1.8		1,700.00	000100	2.7
Wtd. Avg. Base & Total Tons	1,820.69		2.9	Wtd. Avg. Base & Total Tons	1,446.08		5.0
Vermentino *	1,200.00	000100	48.6	Grenache *	325.00	000100	506.3
Wtd. Avg. Base & Total Tons	1,200.00		48.6		1,000.00	000100	0.6
					1,000.00	021000	3.7
Viognier	1,100.00	017200	1.6		1,100.00	000100	17.0
	1,400.00	000100	7.0		1,100.00	017200	9.6
	1,626.00	000100	1.6		1,200.00	000100	9.1
	1,700.00	000100	10.7		1,250.00	017200	0.5
	1,800.00	000100	0.4		1,400.00	000100	7.0
	2,654.00	000100	2.5		1,700.00	000100	0.5
Wtd. Avg. Base & Total Tons	1,668.34		23.8		1,720.00	000100	0.9
					1,792.94	000100	10.2
White Riesling *	1,200.00	000100	3.5		1,800.00	024500	2.0
Wtd. Avg. Base & Total Tons	1,200.00		3.5		1,850.00	000100	1.1
					2,000.00	000100	7.7

TABLE 8: BASE PRICE PAID TO GROWERS FOR GRAPES CRUSHED AND DELIVERED TO CALIFORNIA PROCESSORS FROM THE 2015 CROP WITH BRIX FACTORS AND PURCHASED TONNAGE, BY TYPE, VARIETY, REPORTING DISTRICT WHERE GROWN, AND WEIGHTED AVERAGE BASE PRICE.

District, Type, and Variety	Base Price	Brix	Tons	District, Type, and Variety	Base Price	Brix	Tons
	Per Ton	Factors			Per Ton	Factors	
	Dollars	Code a/			Dollars	Code a/	
DISTRICT 9 (Cont'd)				Pinot Noir			
Grenache (Cont'd)					400.00	017200	1,594.6
Wtd. Avg. Base & Total Tons	453.27		576.2		600.00	059560	256.5
Malbec	200.00	000100	33.4		700.00	000100	89.3
	550.00	000100	128.9		906.92	000100	3.5
	650.00	066157	715.0		2,000.00	000100	4.1
	800.00	000100	336.9		2,200.00	000100	5.5
	1,073.00	000100	0.1		2,200.00	021000	1.0
	1,100.00	000100	4.9		2,500.00	017400	1.0
	2,000.00	000100	0.8		3,000.00	000100	2.3
	2,310.00	000100	3.0		3,000.00	024500	4.9
Wtd. Avg. Base & Total Tons	675.28		1,223.0		3,100.00	000100	3.8
					3,200.00	000100	1.4
					3,200.00	016300	5.3
Mataro *	1,150.00	000100	1.0		3,200.00	043600	1.0
	1,200.00	000100	9.9		3,750.00	000100	2.0
	1,200.00	021200	0.4	Wtd. Avg. Base & Total Tons	479.68		1,976.2
	1,400.00	000100	6.4				
	1,400.00	021200	2.5	Primitivo	700.00	021200	0.4
	1,588.00	000100	1.4		800.00	000100	1.9
	1,700.00	000100	1.9	Wtd. Avg. Base & Total Tons	782.61		2.3
	1,800.00	024500	1.5				
	1,850.00	000100	1.6	Refosco *	700.00	000100	1.0
	2,000.00	000100	1.4	Wtd. Avg. Base & Total Tons	700.00		1.0
Wtd. Avg. Base & Total Tons	1,424.40		28.0				
				Ruby Cabernet	1,500.00	000100	0.3
Merlot	160.00	000100	152.8	Wtd. Avg. Base & Total Tons	1,500.00		0.3
	480.00	000100	625.2				
	800.00	021000	1.2	Sangiovese *	700.00	000100	1.0
	1,000.00	000100	2.2		1,000.00	000100	27.9
	1,000.00	021200	2.5		1,199.00	000100	0.9
	1,032.00	000100	0.3		1,300.00	000100	3.0
	1,100.00	024500	4.1		1,450.00	000100	2.5
	1,300.00	000100	2.0		2,000.00	000100	0.5
	1,600.00	000100	1.0	Wtd. Avg. Base & Total Tons	1,067.15		35.8
	2,000.00	000100	2.2				
Wtd. Avg. Base & Total Tons	433.05		793.5	Syrah *	500.00	066157	168.0
					525.00	000100	735.2
Montepulciano	1,450.00	024500	2.8		526.45	000100	76.0
Wtd. Avg. Base & Total Tons	1,450.00		2.8		750.00	000100	1.0
					900.00	021200	0.9
Muscat Hamburg *	1,500.00	000100	0.2		960.00	024500	1.9
Wtd. Avg. Base & Total Tons	1,500.00		0.2		1,000.00	000100	6.3
					1,200.00	000100	6.4
Negroamaro	700.00	000100	0.5		1,319.00	000100	2.8
	1,000.00	020800	0.8		1,400.00	000100	8.8
	1,200.00	000100	1.0		1,500.00	000100	3.9
Wtd. Avg. Base & Total Tons	1,021.74		2.3		1,600.00	000100	2.3
					1,800.00	000100	17.6
Petit Verdot	750.00	066123	1,102.6		2,000.00	000100	2.0
	1,200.00	000100	1.6		2,789.97	000100	26.4
	1,400.00	000100	0.8	Wtd. Avg. Base & Total Tons	625.04		1,059.5
	1,425.00	021000	2.7				
	2,200.00	000100	2.5	Tannat	1,200.00	024500	3.8
Wtd. Avg. Base & Total Tons	756.02		1,110.2	Wtd. Avg. Base & Total Tons	1,500.00	000100	9.6
					1,414.93		13.4
Petite Sirah	700.00	021200	0.9				
	750.00	066157	913.0	Tempranillo *	370.00	000100	49.1
	775.00	000100	34.4		600.00	066157	220.0
	800.00	000100	945.9		629.07	000100	111.0
	819.81	000100	492.4		700.00	021200	0.4
	850.00	000100	165.6		1,032.00	000100	0.5
	1,300.00	000100	2.0		1,175.00	000100	3.0
	1,300.00	020800	1.1		1,375.00	000100	5.5
	1,325.00	000100	2.2		1,400.00	000100	26.1
	1,400.00	000100	12.2		1,700.00	000100	17.9
	1,500.00	000100	7.0		1,805.26	000100	1.9
	1,500.00	024500	3.3		1,850.00	000100	1.3
	1,600.00	011500	6.0	Wtd. Avg. Base & Total Tons	697.69		436.7
	2,004.19	000100	10.5				
	2,100.00	000100	19.0	Teroldego	800.00	000100	1.1
	2,300.00	000100	0.7		1,000.00	000100	0.9
Wtd. Avg. Base & Total Tons	812.18		2,616.2		1,400.00	020800	5.9
					1,500.00	020800	5.7

TABLE 8: BASE PRICE PAID TO GROWERS FOR GRAPES CRUSHED AND DELIVERED TO CALIFORNIA PROCESSORS FROM THE 2015 CROP WITH BRIX FACTORS AND PURCHASED TONNAGE, BY TYPE, VARIETY, REPORTING DISTRICT WHERE GROWN, AND WEIGHTED AVERAGE BASE PRICE.

District, Type, and Variety	Base Price	Brix	Tons	District, Type, and Variety	Base Price	Brix	Tons	
	Per Ton	Factors			Per Ton	Factors		
	Dollars	Code a/			Dollars	Code a/		
DISTRICT 9 (Cont'd)				Wtd. Avg. Base & Total Tons				800.00 0.2
Teroldego (Cont'd)	2,000.00	000100	1.1	Grenache Blanc	1,000.00	017800	2.5	
Wtd. Avg. Base & Total Tons	1,414.29		14.7		1,200.00	000100	1.5	
Zinfandel	250.00	000100	536.0		1,200.00	017000	2.4	
	300.00	064440	37.2		1,407.06	013800	4.5	
	361.26	000100	3.5		1,500.00	000100	0.8	
	400.00	000100	6,082.2		1,500.00	024300	2.6	
	500.00	060485	257.9		1,600.00	000100	2.8	
	800.00	000100	291.9		1,650.00	000100	2.5	
	1,032.00	000100	0.6		1,700.00	000100	1.5	
	1,429.00	000100	1.2		1,800.00	010700	1.1	
	1,500.00	013800	1.5		2,300.00	013800	6.2	
	1,650.00	000100	57.2	Wtd. Avg. Base & Total Tons	1,619.96		28.4	
	1,750.00	000100	2.9	Malvasia Bianca	620.00	000100	5.3	
	2,000.00	000100	26.3		1,400.00	024500	1.3	
	2,800.00	000100	3.8		2,400.00	000100	0.5	
Wtd. Avg. Base & Total Tons	425.77		7,302.2	Wtd. Avg. Base & Total Tons	888.17		7.1	
Other Red b/	1,200.00	000100	11.1	Marsanne	1,500.00	021000	1.4	
Wtd. Avg. Base & Total Tons	1,200.00		11.1		1,510.00	022000	5.1	
					1,600.00	000100	2.6	
DISTRICT 10					1,700.00	000100	1.5	
TABLE GRAPES					1,710.00	011100	0.8	
Other Table b/	1,200.00	000100	0.3		1,800.00	010700	1.5	
Wtd. Avg. Base & Total Tons	1,200.00		0.3		1,800.00	012900	1.0	
					1,900.00	013100	2.3	
WINE GRAPES (WHITE)					2,000.00	000100	1.9	
Albarino	1,400.00	000100	0.3	Wtd. Avg. Base & Total Tons	1,687.79		18.1	
	1,500.00	000100	1.0	Moscato Gaillo *	1,200.00	000100	1.7	
	1,600.00	000100	0.8	Wtd. Avg. Base & Total Tons	1,200.00		1.7	
	1,700.00	017900	3.8	Muscat Blanc *	800.00	020800	0.3	
	1,800.00	000100	2.7		1,075.00	000100	9.1	
	1,800.00	008900	0.8		1,300.00	000100	5.5	
	1,800.00	013100	3.9		1,300.00	021000	1.7	
	1,800.00	017200	0.9		1,400.00	000100	1.0	
Wtd. Avg. Base & Total Tons	1,732.39		14.2		1,400.00	013400	3.2	
					1,600.00	000100	3.6	
Arneis	1,900.00	017200	0.2		1,800.00	000100	0.3	
Wtd. Avg. Base & Total Tons	1,900.00		0.2		2,000.00	000100	0.8	
				Wtd. Avg. Base & Total Tons	1,300.49		25.5	
Chardonnay *	1,050.00	000100	17.0	Muscat Orange	1,300.00	000100	4.3	
	1,100.00	000100	9.6		1,350.00	000100	1.7	
	1,100.00	029125	1.4		1,500.00	000100	2.6	
	1,200.00	000100	6.4		1,500.47	000100	4.2	
	1,200.00	021000	1.1	Wtd. Avg. Base & Total Tons	1,413.04		12.8	
	1,291.30	000100	2.0	Picpoul Blanc	1,800.00	010700	1.9	
	1,300.00	000100	2.1	Wtd. Avg. Base & Total Tons	1,800.00		1.9	
	1,400.00	000100	8.6	Pinot Gris *	1,000.00	000100	14.9	
	1,400.00	021000	34.4		1,000.00	013800	3.0	
	1,475.00	013600	5.7		1,088.00	000100	1.8	
	1,500.00	000100	4.5		1,100.00	013400	7.0	
	1,500.00	013600	7.1		1,250.00	000100	13.7	
	1,500.00	019200	102.5		1,500.00	000100	1.4	
	1,500.00	021000	18.0		1,500.00	013600	4.1	
	1,500.00	024800	2.0	Wtd. Avg. Base & Total Tons	1,153.23		45.9	
	1,600.00	000100	2.0	Roussanne	500.00	001700	0.8	
	1,600.00	010700	5.4		950.00	000100	0.5	
	1,600.00	013400	2.3		975.00	000100	5.4	
	1,600.00	021200	1.0		1,000.00	017800	3.7	
	1,600.00	024500	1.1		1,072.00	024500	3.2	
	2,000.00	000100	5.8		1,200.00	000100	1.4	
Wtd. Avg. Base & Total Tons	1,435.42		240.0		1,400.00	000100	1.0	
					1,450.00	000100	6.3	
Chenin Blanc	1,400.00	021000	0.6		1,500.00	000100	2.2	
	1,500.00	000100	1.9		1,500.00	013600	1.7	
Wtd. Avg. Base & Total Tons	1,476.00		2.5					
Fiano	1,500.00	013600	0.4					
	1,900.00	017000	0.5					
Wtd. Avg. Base & Total Tons	1,722.22		0.9					
Gewurztraminer	800.00	020800	0.2					

TABLE 8: BASE PRICE PAID TO GROWERS FOR GRAPES CRUSHED AND DELIVERED TO CALIFORNIA PROCESSORS FROM THE 2015 CROP WITH BRIX FACTORS AND PURCHASED TONNAGE, BY TYPE, VARIETY, REPORTING DISTRICT WHERE GROWN, AND WEIGHTED AVERAGE BASE PRICE.

District, Type, and Variety	Base Price	Brix	Tons	District, Type, and Variety	Base Price	Brix	Tons
	Per Ton	Factors			Per Ton	Factors	
	Dollars	Code a/			Dollars	Code a/	
DISTRICT 10 (Cont'd)					1,300.00	000100	6.1
Roussanne (Cont'd)	1,500.00	013800	1.5		1,350.00	000100	3.1
	1,510.00	000100	2.0		1,365.00	020600	1.5
	1,510.00	022000	1.3		1,400.00	000100	7.1
	1,545.00	021000	1.9		1,400.00	001700	0.5
	1,556.00	011100	0.9		1,400.00	013600	1.2
	1,600.00	000100	3.2		1,407.40	013600	4.8
	1,800.00	000100	3.0		1,500.00	000100	21.5
	1,800.00	010700	5.3		1,500.00	022000	2.3
	1,800.00	013800	2.8		1,500.00	024800	0.5
	1,900.00	000100	1.0		1,510.00	022000	2.0
Wtd. Avg. Base & Total Tons	1,423.71		49.1		1,600.00	000100	14.9
					1,700.00	000100	20.6
Sauvignon Blanc	500.00	000100	105.9		1,800.00	000100	3.5
	700.00	021100	0.8		1,800.00	013800	1.9
	725.00	000100	21.3		1,800.00	017900	2.7
	765.00	000100	2.1		1,800.00	024800	2.8
	800.00	000100	2.0		2,000.00	000100	1.9
	800.00	020800	0.4		2,000.00	016800	0.7
	900.00	000100	45.5		2,603.00	000100	1.9
	1,000.00	000100	5.5		6,942.00	000100	1.7
	1,000.00	001900	1.1		8,299.00	000100	1.4
	1,000.00	024500	0.4	Wtd. Avg. Base & Total Tons	1,570.94		136.3
	1,034.00	013400	4.5				
	1,100.00	000100	13.6	White Riesling *	1,200.00	000100	1.4
	1,200.00	000100	8.2		1,500.00	000100	3.9
	1,200.00	021000	7.4	Wtd. Avg. Base & Total Tons	1,420.75		5.3
	1,300.00	000100	18.4				
	1,300.00	013400	4.1	Other White b/	1,200.00	000100	0.6
	1,300.00	017800	3.7		1,300.00	000100	0.3
	1,400.00	000100	13.1		1,900.00	017200	1.2
	1,400.00	021000	2.2		2,400.00	000100	0.5
	1,500.00	000100	14.7		3,000.00	000100	0.8
	1,500.00	013600	1.6	Wtd. Avg. Base & Total Tons	2,055.88		3.4
	1,500.00	017000	1.6				
	1,600.00	000100	5.3	WINE GRAPES (RED)			
Wtd. Avg. Base & Total Tons	880.64		283.4	Aglianico	970.00	000100	0.8
					1,200.00	000100	0.8
Semillon	800.00	020800	0.1	Wtd. Avg. Base & Total Tons	1,085.00		1.6
	900.00	000100	2.0				
	1,200.00	000100	7.4	Alicante Bouschet *	1,000.00	000100	1.0
	1,200.00	013600	1.5		1,000.00	024300	11.5
	1,500.00	013600	1.7		1,100.00	000100	0.8
Wtd. Avg. Base & Total Tons	1,189.76		12.7		1,200.00	000100	3.5
					1,235.00	000100	4.8
Verdelho	1,200.00	000100	2.5		1,300.00	000100	3.5
	1,500.00	013400	1.7		1,500.00	013600	4.1
	1,500.00	017900	1.2		1,500.00	027600	5.3
	1,600.00	000100	1.9		1,550.00	000100	1.8
	1,650.00	000100	1.4		1,550.00	024500	2.2
Wtd. Avg. Base & Total Tons	1,459.77		8.7		1,600.00	000100	0.5
					1,600.00	024800	5.1
Vermentino *	1,000.00	013400	1.0	Wtd. Avg. Base & Total Tons	1,299.73		44.1
	1,000.00	017800	5.8				
	1,200.00	000100	2.6	Barbera	249.55	000100	0.3
	1,200.00	021000	0.6		857.05	000100	22.6
	1,300.00	000100	3.0		1,000.00	013800	2.0
	1,300.00	029300	2.0		1,100.00	000100	7.5
	1,400.00	000100	4.8		1,124.81	000100	41.5
	1,600.00	000100	0.8		1,146.00	000100	7.7
	1,700.00	000100	1.7		1,167.00	024500	0.9
	1,800.00	010700	2.5		1,200.00	000100	16.2
Wtd. Avg. Base & Total Tons	1,311.69		24.8		1,200.00	002600	2.3
					1,200.00	017600	3.6
Viognier	100.00	000100	1.7		1,200.00	031415	0.4
	600.00	021000	0.8		1,249.89	000100	22.5
	857.05	000100	13.5		1,250.00	000100	4.0
	875.00	000100	4.6		1,278.57	000100	9.3
	1,000.00	000100	1.2		1,300.00	000100	3.4
	1,100.00	000100	1.4		1,300.00	024500	4.5
	1,200.00	000100	4.6		1,300.00	029300	3.8
	1,200.00	011100	0.3		1,350.00	000100	1.5
	1,250.00	000100	3.6		1,365.00	000100	6.9

TABLE 8: BASE PRICE PAID TO GROWERS FOR GRAPES CRUSHED AND DELIVERED TO CALIFORNIA PROCESSORS FROM THE 2015 CROP WITH BRIX FACTORS AND PURCHASED TONNAGE, BY TYPE, VARIETY, REPORTING DISTRICT WHERE GROWN, AND WEIGHTED AVERAGE BASE PRICE.

District, Type, and Variety	Base Price	Brix	Tons	District, Type, and Variety	Base Price	Brix	Tons
	Per Ton	Factors			Per Ton	Factors	
	Dollars	Code a/			Dollars	Code a/	
DISTRICT 10 (Cont'd)					900.00	000100	2.0
Barbera (Cont'd)	1,400.00	000100	29.3		1,000.00	000100	12.4
	1,400.00	030325	1.0		1,000.00	027600	1.0
	1,400.00	030350	4.3		1,000.00	028400	1.9
	1,435.85	013600	1.4		1,100.00	000100	0.6
	1,436.00	000100	2.0		1,150.00	024500	10.3
	1,450.00	011804	13.1		1,200.00	000100	22.9
	1,485.51	000100	31.3		1,200.00	021100	1.5
	1,500.00	000100	41.0		1,200.00	021500	1.8
	1,500.00	013600	4.3		1,275.00	000100	87.0
	1,500.00	021000	5.4		1,281.00	000100	3.3
	1,500.00	021600	2.1		1,284.59	000100	8.7
	1,500.00	024300	4.0		1,285.00	021100	0.9
	1,500.00	024500	5.1		1,300.00	000100	6.2
	1,500.00	024600	5.2		1,300.00	024500	3.7
	1,500.00	024800	6.1		1,350.00	021600	3.0
	1,500.00	027600	2.5		1,400.00	000100	11.0
	1,500.00	029780	3.9		1,400.00	017200	1.7
	1,511.00	000100	22.8		1,400.00	067960	1.0
	1,550.00	000100	7.4		1,425.00	000100	2.4
	1,572.00	000100	6.1		1,442.04	019400	104.4
	1,600.00	000100	22.8		1,500.00	000100	87.6
	1,600.00	020800	2.0		1,500.00	024800	9.7
	1,600.00	024500	5.5		1,600.00	000100	26.1
	1,600.00	024800	32.4		1,600.00	021000	20.1
	1,600.00	025100	2.0		1,600.00	027800	0.7
	1,600.00	029200	1.6		1,600.00	064440	1.7
	1,620.00	000100	0.3		1,676.00	000100	1.8
	1,650.00	000100	4.7		1,700.00	000100	681.6
	1,700.00	000100	0.4		1,740.00	021600	2.0
	1,750.00	017800	25.1		1,750.00	000100	3.7
	1,800.00	000100	2.1		1,800.00	000100	13.3
	2,000.00	000100	0.9		1,800.00	024800	6.6
	2,300.00	000100	1.8		1,900.00	000100	21.9
	2,400.00	024800	1.9		1,900.00	021500	1.8
	2,600.00	000100	4.5		2,000.00	000100	2.2
	2,600.00	024800	6.6		2,500.00	000100	28.9
Wtd. Avg. Base & Total Tons	1,436.69		473.8		2,600.00	029200	1.8
					3,000.00	024800	2.0
Cabernet Franc	500.00	020800	15.8	Wtd. Avg. Base & Total Tons	1,177.99		1,966.1
	900.00	000100	44.5				
	900.00	021100	5.5	Carignane	1,500.00	024800	2.8
	950.00	000100	2.0		1,600.00	000100	2.1
	1,000.00	000100	10.1		1,630.00	000100	2.2
	1,085.00	000100	0.8		1,630.00	013600	0.2
	1,093.63	000100	7.6		1,700.00	000100	0.7
	1,167.00	022000	0.8		1,800.00	000100	0.6
	1,200.00	027800	2.9		2,000.00	000100	2.2
	1,300.00	000100	4.8	Wtd. Avg. Base & Total Tons	1,679.81		10.8
	1,350.00	000100	5.5				
	1,400.00	000100	4.7	Charbono	1,400.00	000100	8.6
	1,400.00	020800	1.0		1,478.00	000100	5.3
	1,400.00	024500	5.3		1,500.00	000100	2.2
	1,450.00	000100	5.2		1,600.00	000100	2.8
	1,500.00	000100	2.6	Wtd. Avg. Base & Total Tons	1,463.14		18.9
	1,500.00	021500	1.8				
	1,500.00	025100	1.5	Cinsaut *	900.00	000100	5.0
	1,550.00	000100	0.4		1,100.00	000100	0.4
	1,600.00	000100	12.7		1,200.00	000100	7.0
	1,600.00	021000	13.0		1,202.00	000100	0.4
	1,600.00	024800	0.4		1,203.00	013600	0.3
	1,650.00	000100	2.2		1,500.00	000100	4.9
	1,700.00	000100	39.3		2,000.00	000100	1.7
Wtd. Avg. Base & Total Tons	1,243.53		190.4		2,000.00	010700	0.8
				Wtd. Avg. Base & Total Tons	1,294.23		20.5
Cabernet Sauvignon	250.00	000100	111.4				
	400.00	017200	288.7	Counoise	1,500.00	000100	0.4
	500.00	001700	0.3		1,900.00	013800	1.9
	500.00	020800	13.1		2,000.00	000100	0.7
	611.00	000100	144.1		2,000.00	010700	1.9
	650.00	000100	198.2		2,200.00	013800	0.9
	750.00	000100	6.8	Wtd. Avg. Base & Total Tons	1,963.79		5.8
	808.00	000100	2.3				

TABLE 8: BASE PRICE PAID TO GROWERS FOR GRAPES CRUSHED AND DELIVERED TO CALIFORNIA PROCESSORS FROM THE 2015 CROP WITH BRIX FACTORS AND PURCHASED TONNAGE, BY TYPE, VARIETY, REPORTING DISTRICT WHERE GROWN, AND WEIGHTED AVERAGE BASE PRICE.

District, Type, and Variety	Base Price	Brix	Tons	District, Type, and Variety	Base Price	Brix	Tons
	Per Ton	Factors			Per Ton	Factors	
	Dollars	Code a/			Dollars	Code a/	
DISTRICT 10 (Cont'd)					1,250.00	021100	1.0
Dolcetto	1,050.00	000100	4.0		1,300.00	000100	0.4
	1,200.00	014000	1.8		1,300.00	021100	3.5
	1,300.00	000100	4.3		1,400.00	027500	3.6
	1,500.00	000100	4.9		1,500.00	000100	1.1
	1,500.00	017400	1.0		1,500.00	013600	2.1
	1,500.00	024400	3.1		1,500.00	021000	1.9
	1,600.00	000100	0.9		1,500.00	024800	4.5
	1,750.00	000100	0.9		1,500.00	025100	1.5
Wtd. Avg. Base & Total Tons	1,361.96		20.9		1,550.00	000100	1.3
					1,584.00	000100	4.9
Gamay Noir Au Jus Blanc	1,700.00	000100	20.6		1,585.00	000100	1.2
Wtd. Avg. Base & Total Tons	1,700.00		20.6		1,600.00	000100	6.2
					1,600.64	000100	6.3
Graciano	1,500.00	014100	0.9		1,700.00	000100	43.4
	1,500.00	017200	0.4		1,800.00	000100	6.5
	1,500.00	024800	1.9		1,850.00	000100	2.1
	1,600.00	000100	0.9		3,000.00	000100	1.9
	1,800.00	017900	1.2		4,000.00	000100	2.3
	3,000.00	000100	1.4	Wtd. Avg. Base & Total Tons	1,686.05		100.5
Wtd. Avg. Base & Total Tons	1,880.60		6.7				
				Mataro *	857.05	000100	11.9
Grenache *	800.00	000100	2.9		1,000.00	017800	6.0
	857.05	000100	12.9		1,200.00	000100	11.7
	1,000.00	017800	5.7		1,200.00	024500	21.9
	1,200.00	000100	18.2		1,250.00	000100	0.8
	1,200.00	021000	1.0		1,275.00	000100	1.0
	1,200.00	024500	25.1		1,300.00	000100	7.7
	1,278.57	000100	1.3		1,300.00	021100	1.0
	1,284.00	000100	1.9		1,350.00	000100	3.7
	1,300.00	013800	3.9		1,400.00	000100	14.0
	1,400.00	000100	2.2		1,400.00	001700	1.0
	1,400.00	024800	0.7		1,400.00	024800	6.5
	1,400.00	027600	4.0		1,450.00	000100	5.6
	1,450.00	000100	2.8		1,470.00	010600	1.5
	1,500.00	000100	33.0		1,470.00	017000	1.0
	1,500.00	013600	5.5		1,500.00	000100	20.7
	1,500.00	020800	2.0		1,500.00	013600	6.1
	1,500.00	021000	7.0		1,500.00	021000	2.6
	1,500.00	021500	0.5		1,531.00	013600	1.1
	1,500.00	024800	1.1		1,550.00	000100	3.3
	1,530.00	013800	3.9		1,550.00	021500	2.2
	1,533.23	000100	4.2		1,600.00	000100	2.0
	1,600.00	001700	0.6		1,600.00	021000	1.7
	1,600.00	021500	0.8		1,600.00	021500	0.5
	1,600.00	025100	1.7		1,611.00	013800	3.2
	1,600.00	027800	2.2		1,650.00	000100	5.0
	1,650.00	000100	4.0		1,650.00	017900	16.8
	1,700.00	000100	9.3		1,700.00	000100	7.6
	1,800.00	000100	1.3		1,750.00	000100	1.0
	1,800.00	013800	3.7		1,761.00	000100	4.4
	1,900.00	000100	2.7		1,800.00	000100	1.1
	1,900.00	013800	4.4		1,800.00	013800	3.8
	1,900.00	016800	1.0		1,850.00	000100	1.2
	2,000.00	000100	16.3		1,900.00	000100	2.9
	2,000.00	010700	5.9		1,900.00	010900	3.7
	2,000.00	017900	3.4		1,900.00	013800	4.9
	2,100.00	000100	4.0		2,000.00	000100	10.7
	2,300.00	000100	2.0		2,000.00	010700	6.4
	2,400.00	000100	1.2		2,000.00	010900	1.6
	3,000.00	021800	0.7		2,100.00	000100	3.0
	3,012.00	000100	4.8		2,500.00	000100	3.9
	4,435.00	000100	1.9		3,000.00	000100	1.1
Wtd. Avg. Base & Total Tons	1,551.86		211.7		3,000.00	021800	3.3
					3,500.00	000100	2.6
Lagrein	1,000.00	000100	0.7		3,646.00	000100	1.5
	1,000.00	017400	0.2	Wtd. Avg. Base & Total Tons	1,579.38		225.2
	1,800.00	024500	1.8				
	2,500.00	000100	2.7	Merlot	500.00	001700	0.7
Wtd. Avg. Base & Total Tons	2,016.67		5.4		750.00	000100	6.3
					800.00	000100	10.4
Malbec	1,100.00	000100	2.7		900.00	000100	8.4
	1,200.00	000100	2.1		900.00	027500	5.0

TABLE 8: BASE PRICE PAID TO GROWERS FOR GRAPES CRUSHED AND DELIVERED TO CALIFORNIA PROCESSORS FROM THE 2015 CROP WITH BRIX FACTORS AND PURCHASED TONNAGE, BY TYPE, VARIETY, REPORTING DISTRICT WHERE GROWN, AND WEIGHTED AVERAGE BASE PRICE.

District, Type, and Variety	Base Price	Brix	Tons	District, Type, and Variety	Base Price	Brix	Tons
	Per Ton	Factors			Per Ton	Factors	
	Dollars	Code a/			Dollars	Code a/	
DISTRICT 10 (Cont'd)					1,300.00	000100	1.7
Merlot (Cont'd)	1,000.00	000100	11.9		1,300.00	021000	5.1
	1,000.00	017400	0.3		1,300.00	068003	2.7
	1,000.00	021100	5.0		1,333.00	000100	4.0
	1,100.00	024500	5.4		1,350.00	000100	4.4
	1,200.00	000100	11.2		1,375.21	019400	26.2
	1,250.00	000100	0.4		1,400.00	000100	44.4
	1,300.00	000100	0.4		1,445.00	000100	3.5
	1,350.00	021200	18.0		1,450.00	000100	3.0
	1,400.00	020800	1.3		1,500.00	000100	30.2
	1,400.00	021000	7.8		1,500.00	003200	2.5
	1,400.00	027500	1.0		1,500.00	017900	13.1
	1,470.78	000100	4.9		1,500.00	021000	2.9
	1,472.00	000100	1.4		1,500.00	024600	3.6
	1,500.00	000100	118.1		1,500.00	024800	10.6
	1,500.00	021500	2.7		1,500.00	025100	9.0
	1,500.00	024800	7.9		1,500.00	027600	13.2
	1,600.00	000100	10.6		1,500.00	067945	21.8
	1,600.00	019400	112.2		1,550.00	000100	2.4
	1,600.00	024500	2.6		1,550.00	024500	2.2
	1,600.00	028000	2.4		1,550.00	064440	1.7
	1,650.00	000100	5.1		1,600.00	000100	22.3
	1,650.00	024500	1.3		1,600.00	024800	2.0
	1,700.00	000100	239.0		1,600.00	027600	6.0
Wtd. Avg. Base & Total Tons	1,537.56		601.7		1,700.00	000100	25.4
					1,700.00	024500	11.0
Mission	2,000.00	000100	7.0		1,700.00	027600	8.7
	2,000.00	028400	6.0		1,750.00	000100	0.6
	2,436.48	013800	1.4		1,800.00	000100	26.5
Wtd. Avg. Base & Total Tons	2,042.44		14.4		1,800.00	024500	2.8
					1,850.00	000100	1.6
Montepulciano	1,000.00	017400	1.0		2,000.00	000100	3.2
	1,100.00	000100	0.5		2,059.00	000100	2.0
	1,200.00	024500	1.5		2,400.00	000100	0.4
Wtd. Avg. Base & Total Tons	1,116.67		3.0		2,500.00	024800	5.5
					2,500.00	029200	2.0
Muscat Hamburg *	1,350.00	000100	4.0		3,000.00	000100	3.6
	1,500.00	000100	4.8		3,000.00	021800	1.1
Wtd. Avg. Base & Total Tons	1,431.82		8.8	Wtd. Avg. Base & Total Tons	1,461.32		478.5
Nebbiolo	1,470.00	013100	0.9	Pinot Noir	1,300.00	013800	2.8
	1,620.00	000100	1.4		1,500.00	000100	7.0
	1,800.00	000100	0.7		1,550.00	000100	9.7
	2,000.00	021000	2.0		1,600.00	000100	0.2
Wtd. Avg. Base & Total Tons	1,770.20		5.0		1,700.00	000100	5.4
					1,800.00	000100	2.2
Petit Verdot	100.00	000100	0.5		2,000.00	000100	1.6
	1,300.00	000100	0.9	Wtd. Avg. Base & Total Tons	1,585.99		28.9
	1,400.00	024500	0.8				
	1,500.00	000100	7.0	Pinotage	1,600.00	024500	1.8
	1,500.00	017900	4.0	Wtd. Avg. Base & Total Tons	1,600.00		1.8
	1,500.00	024800	2.2				
	1,500.00	025100	1.0	Primitivo	800.00	000100	3.1
	1,543.00	000100	1.5		1,000.00	017800	6.2
	1,600.00	000100	2.7		1,000.00	021100	1.0
	1,650.00	000100	1.0		1,100.00	021100	6.0
	1,700.00	000100	113.5		1,200.00	000100	23.8
	1,800.00	000100	4.5		1,200.00	024500	2.8
	2,250.00	000100	1.1		1,200.00	024800	1.1
Wtd. Avg. Base & Total Tons	1,673.42		140.7		1,200.00	025400	6.0
					1,231.52	000100	2.1
Petite Sirah	800.00	020800	0.2		1,300.00	000100	5.2
	1,000.00	000100	5.1		1,400.00	021000	2.2
	1,000.00	017800	3.7		1,450.00	011804	1.9
	1,000.00	021100	2.2		1,500.00	000100	7.6
	1,000.00	024500	3.8		1,550.00	000100	3.1
	1,000.00	027500	2.2		1,600.00	021000	4.1
	1,000.00	029200	5.6		1,600.00	024800	11.0
	1,086.00	000100	26.3		1,850.00	000100	2.0
	1,200.00	000100	29.3		2,000.00	027600	5.7
	1,200.00	013600	3.0		2,600.00	000100	2.2
	1,245.87	000100	14.9	Wtd. Avg. Base & Total Tons	1,370.61		97.1
	1,278.57	000100	49.3				

TABLE 8: BASE PRICE PAID TO GROWERS FOR GRAPES CRUSHED AND DELIVERED TO CALIFORNIA PROCESSORS FROM THE 2015 CROP WITH BRIX FACTORS AND PURCHASED TONNAGE, BY TYPE, VARIETY, REPORTING DISTRICT WHERE GROWN, AND WEIGHTED AVERAGE BASE PRICE.

District, Type, and Variety	Base Price	Brix	Tons	District, Type, and Variety	Base Price	Brix	Tons
	Per Ton	Factors			Per Ton	Factors	
	Dollars	Code a/			Dollars	Code a/	
DISTRICT 10 (Cont'd)					1,500.00	017900	12.7
Sangiovese *	412.16	000100	0.5		1,500.00	021500	3.1
	450.00	020800	13.7		1,500.00	023100	1.9
	875.00	000100	5.1		1,500.00	024300	6.0
	1,200.00	000100	3.5		1,500.00	024500	27.8
	1,200.00	020800	2.2		1,500.00	024800	16.6
	1,200.00	021500	2.0		1,500.00	027100	5.1
	1,200.00	024800	0.8		1,500.00	067945	13.2
	1,300.00	000100	10.0		1,600.00	000100	23.0
	1,300.00	013800	4.1		1,600.00	024800	4.9
	1,350.00	000100	4.2		1,600.00	025450	6.6
	1,373.67	000100	4.4		1,620.00	000100	1.8
	1,378.83	013600	2.4		1,650.00	000100	4.3
	1,379.00	000100	9.8		1,655.00	021500	0.6
	1,400.00	000100	4.2		1,700.00	000100	121.3
	1,400.00	014000	2.9		1,738.88	000100	18.8
	1,400.00	020800	4.1		1,749.00	000100	3.7
	1,500.00	000100	9.0		1,800.00	000100	7.6
	1,500.00	013600	2.2		1,800.00	021600	4.0
	1,500.00	024800	3.0		1,800.00	027800	2.7
	1,500.00	027600	10.6		1,900.00	000100	1.4
	1,600.00	000100	9.5		2,000.00	000100	2.1
	1,600.00	024800	6.0		2,000.00	013800	4.1
	1,600.00	029125	2.1		2,000.00	024500	27.0
	1,650.00	000100	1.8		2,000.00	024800	2.0
	1,750.00	000100	4.7		2,200.00	000100	5.5
	1,750.00	021000	7.0		2,250.00	028000	2.8
	2,000.00	000100	4.4		2,348.17	010700	6.1
Wtd. Avg. Base & Total Tons	1,350.12		134.2		2,750.00	000100	2.1
					3,000.00	000100	4.9
Souzao	1,400.00	000100	5.2		3,000.00	021800	2.6
	1,640.00	000100	2.6		4,062.00	000100	2.0
	2,100.00	000100	0.3		4,127.00	000100	2.1
Wtd. Avg. Base & Total Tons	1,502.96		8.1		5,417.00	000100	1.8
					8,638.00	000100	1.9
Syrah *	400.00	020800	35.0		10,025.00	000100	0.8
	750.00	000100	6.2		10,461.00	000100	1.6
	857.05	000100	16.3	Wtd. Avg. Base & Total Tons	1,476.10		840.0
	900.00	000100	38.5				
	950.00	000100	2.3	Tannat	800.00	020800	2.3
	998.00	000100	4.2		1,500.00	000100	3.5
	1,000.00	000100	18.1	Wtd. Avg. Base & Total Tons	1,222.41		5.8
	1,000.00	001700	3.8				
	1,000.00	013800	0.3	Tempranillo *	800.00	020800	0.6
	1,000.00	017800	4.0		875.00	000100	2.9
	1,000.00	021100	1.0		1,000.00	021100	1.6
	1,008.00	024500	6.7		1,100.00	000100	1.4
	1,100.00	000100	3.5		1,100.00	025400	1.7
	1,100.00	024500	2.6		1,200.00	000100	5.3
	1,100.00	025400	3.7		1,200.00	003100	4.9
	1,163.29	000100	13.5		1,250.00	000100	2.6
	1,200.00	000100	60.5		1,260.00	017900	13.6
	1,200.00	003100	1.8		1,290.00	021000	1.0
	1,200.00	020800	1.1		1,300.00	000100	1.0
	1,200.00	021100	1.5		1,300.00	021000	2.0
	1,200.00	021500	0.4		1,372.00	000100	1.1
	1,278.57	000100	58.5		1,400.00	000100	11.9
	1,300.00	000100	5.6		1,400.00	024800	2.0
	1,300.00	024800	3.2		1,500.00	000100	19.2
	1,300.00	027800	4.7		1,500.00	024800	1.1
	1,330.00	013800	3.8		1,500.00	025100	0.5
	1,350.00	000100	6.3		1,500.00	027600	4.0
	1,365.00	017000	5.1		1,600.00	000100	17.9
	1,389.98	019400	60.2		1,600.00	024500	3.1
	1,400.00	000100	22.5		1,600.00	025100	0.9
	1,400.00	021000	12.6		1,650.00	017200	2.7
	1,400.00	024800	2.0		1,700.00	000100	7.2
	1,400.00	025100	3.0		1,800.00	000100	1.9
	1,450.00	011804	7.8		1,800.00	016800	4.5
	1,500.00	000100	55.1		2,100.00	000100	0.1
	1,500.00	010700	1.9		3,000.00	000100	13.0
	1,500.00	013600	5.5	Wtd. Avg. Base & Total Tons	1,591.96		129.7
	1,500.00	017000	0.7				

TABLE 8: BASE PRICE PAID TO GROWERS FOR GRAPES CRUSHED AND DELIVERED TO CALIFORNIA PROCESSORS FROM THE 2015 CROP WITH BRIX FACTORS AND PURCHASED TONNAGE, BY TYPE, VARIETY, REPORTING DISTRICT WHERE GROWN, AND WEIGHTED AVERAGE BASE PRICE.

District, Type, and Variety	Base Price	Brix	Tons	District, Type, and Variety	Base Price	Brix	Tons
	Per Ton	Factors			Per Ton	Factors	
	Dollars	Code a/			Dollars	Code a/	
DISTRICT 10 (Cont'd)					1,450.00	064440	21.3
Teroldego	1,278.57	000100	8.6		1,470.00	000100	55.2
Wtd. Avg. Base & Total Tons	1,278.57		8.6		1,482.21	000100	11.1
					1,500.00	000100	341.3
Tinta Cao	1,250.00	000100	2.2		1,500.00	024300	4.0
	1,300.00	000100	3.6		1,500.00	024500	21.1
	1,400.00	000100	4.9		1,500.00	024800	43.3
	1,640.00	000100	4.5		1,500.00	025100	7.0
	2,100.00	000100	1.0		1,500.00	029050	15.7
Wtd. Avg. Base & Total Tons	1,467.28		16.2		1,545.00	000100	39.3
					1,550.00	064440	6.2
Touriga Nacional *	1,200.00	000100	3.8		1,600.00	000100	664.3
	1,250.00	000100	1.2		1,600.00	003100	8.6
	1,300.00	000100	0.9		1,600.00	003200	15.3
	1,300.00	021000	3.4		1,600.00	021200	3.0
	1,400.00	000100	1.3		1,600.00	024500	5.1
	1,400.00	017600	2.1		1,600.00	024800	26.0
	1,500.00	000100	2.2		1,620.00	000100	19.5
	1,640.00	000100	2.6		1,650.00	000100	21.7
	2,100.00	000100	1.1		1,650.00	011400	9.7
Wtd. Avg. Base & Total Tons	1,413.12		18.6		1,700.00	000100	69.0
					1,700.00	017800	10.7
Trousseau *	2,100.00	000100	0.1		1,700.00	021600	3.6
Wtd. Avg. Base & Total Tons	2,100.00		0.1		1,700.00	027600	3.0
					1,800.00	000100	66.9
Zinfandel	300.00	009100	492.9		1,800.00	067945	12.6
	500.00	020800	74.9		1,850.00	000100	2.1
	600.00	000100	52.1		1,861.00	000100	20.8
	800.00	000100	95.1		1,900.00	000100	56.3
	835.67	000100	1.0		2,000.00	000100	208.5
	863.00	000100	35.9		2,000.00	013800	3.2
	900.00	021100	7.5		2,000.00	024500	65.4
	900.00	024500	46.4		2,000.00	024800	5.4
	1,000.00	000100	85.7		2,000.00	027600	22.7
	1,000.00	017800	19.4		2,200.00	000100	5.7
	1,000.00	021100	11.6		2,400.00	000100	19.4
	1,000.00	021500	2.7		2,400.00	024800	6.6
	1,000.00	024500	22.7		2,600.00	000100	5.6
	1,000.00	027500	8.5		2,800.00	000100	7.2
	1,050.00	021100	14.0		3,000.00	000100	8.3
	1,060.00	024500	2.9		3,250.00	000100	29.9
	1,100.00	000100	4.4	Wtd. Avg. Base & Total Tons	1,313.34		5,140.7
	1,100.00	021100	7.0				
	1,100.00	024500	18.0	Other Red b/	870.00	000100	15.0
	1,100.00	029125	5.1		900.00	000100	3.2
	1,124.81	000100	33.6		1,200.00	000100	8.8
	1,150.00	024500	5.0		1,250.00	000100	1.8
	1,200.00	000100	701.6		1,300.00	028400	1.6
	1,200.00	021100	1.7		1,400.00	000100	0.2
	1,200.00	021500	0.9		1,800.00	000100	1.0
	1,200.00	024500	30.7		1,900.00	000100	1.5
	1,250.00	000100	30.5		2,100.00	000100	0.9
	1,250.00	027600	79.2	Wtd. Avg. Base & Total Tons	1,107.06		34.0
	1,258.00	000100	2.0				
	1,267.00	013600	7.8	DISTRICT 11			
	1,268.00	000100	6.6	TABLE GRAPES			
	1,278.57	000100	200.6	Flame Tokay	275.00	000100	507.4
	1,285.00	000100	6.9		300.00	000100	18.0
	1,285.01	000100	4.7	Wtd. Avg. Base & Total Tons	275.86		525.4
	1,287.26	000100	61.5				
	1,300.00	000100	207.7	WINE GRAPES (WHITE)			
	1,300.00	024500	7.4	Albarino	450.00	000100	43.3
	1,350.00	000100	3.8		500.00	000100	2.4
	1,350.00	024500	2.5		1,000.00	000100	5.7
	1,400.00	000100	478.2		1,200.00	000100	3.1
	1,400.00	013800	2.0		1,400.00	000100	69.3
	1,400.00	014100	16.0		1,400.00	017200	3.0
	1,400.00	021000	22.7		1,400.00	018800	5.0
	1,400.00	024500	5.8		1,400.00	023200	1.0
	1,400.00	024800	3.5		1,500.00	000100	3.6
	1,400.00	050900	44.4	Wtd. Avg. Base & Total Tons	1,063.97		136.4
	1,432.45	000100	44.0				
	1,450.00	000100	150.0	Burger *	259.77	000100	311.3

TABLE 8: BASE PRICE PAID TO GROWERS FOR GRAPES CRUSHED AND DELIVERED TO CALIFORNIA PROCESSORS FROM THE 2015 CROP WITH BRIX FACTORS AND PURCHASED TONNAGE, BY TYPE, VARIETY, REPORTING DISTRICT WHERE GROWN, AND WEIGHTED AVERAGE BASE PRICE.

District, Type, and Variety	Base Price	Brix	Tons	District, Type, and Variety	Base Price	Brix	Tons
	Per Ton	Factors			Per Ton	Factors	
	Dollars	Code a/			Dollars	Code a/	
DISTRICT 11 (Cont'd)					618.18	013400	375.6
Burger * (Cont'd)	259.77	004900	2,744.4		650.00	000100	1,379.4
Wtd. Avg. Base & Total Tons	259.77		3,055.7		650.00	017200	46.3
					650.00	067945	45.3
Chardonnay *	100.00	017200	23.0		695.00	000100	127.8
	100.00	055560	140.6		700.00	000100	1,821.7
	149.50	000100	774.5		730.00	000100	166.4
	150.00	038300	929.7		741.81	013400	279.7
	150.00	055560	592.0		742.85	013400	1,028.1
	160.00	000100	3,319.8		750.00	000100	4,426.4
	175.00	000100	869.8		750.00	013400	191.4
	175.00	044490	107.9		789.53	000100	730.6
	175.00	055560	50.4		800.00	000100	413.9
	200.00	000100	957.3		800.00	020800	2.0
	200.00	011100	5.7		840.00	000100	1.7
	200.00	017200	200.9		1,000.00	000100	38.5
	225.00	000100	326.7		1,075.00	025100	6.0
	225.00	017200	7,619.4		1,200.00	000100	5.1
	227.25	000100	56.6		1,500.00	067945	278.0
	250.00	000100	371.0	Wtd. Avg. Base & Total Tons	474.54		125,167.8
	250.00	017200	3,904.4				
	252.50	000100	104.5	Chenin Blanc	400.00	000100	588.5
	253.60	005350	28.8		454.79	000100	180.1
	260.00	000100	663.7		454.79	007600	176.7
	275.00	000100	542.0		500.00	000100	44.0
	300.00	000100	2,720.2		600.00	010650	3.5
	350.00	000100	75.9		710.00	000100	71.5
	350.00	005350	39.1		800.00	017200	1.0
	350.00	017200	1,302.2		1,040.00	000100	2.8
	350.00	017400	143.9	Wtd. Avg. Base & Total Tons	445.88		1,068.1
	350.00	044490	133.4				
	365.00	005350	114.6	French Colombard	275.00	000100	1,758.9
	400.00	000100	5,444.0		293.78	007600	119.5
	400.00	005350	296.6		300.00	000100	50.5
	400.00	017200	654.2		300.00	007600	174.1
	400.00	050773	354.2		323.16	000100	319.8
	425.00	000100	3,128.6		325.00	000100	266.4
	425.00	055560	192.7	Wtd. Avg. Base & Total Tons	288.60		2,689.2
	450.00	000100	9,363.9				
	485.00	000100	7,832.8	Gewurztraminer	600.00	000100	58.9
	500.00	000100	8,538.9		650.00	000100	61.1
	500.00	010700	5.2		850.00	000100	0.3
	500.00	013600	311.4	Wtd. Avg. Base & Total Tons	626.02		120.3
	500.00	015500	2,276.5				
	500.00	044490	376.8	Gray Riesling *	550.00	000100	18.8
	500.00	059590	472.0	Wtd. Avg. Base & Total Tons	550.00		18.8
	511.43	000100	200.0				
	513.00	000100	91.9	Grenache Blanc	600.00	000100	46.6
	518.08	000100	1,068.8		1,400.00	000100	11.9
	519.26	000100	268.4		1,400.00	011100	4.4
	525.00	000100	720.5	Wtd. Avg. Base & Total Tons	807.31		62.9
	530.00	024500	25.4				
	534.13	000100	1,173.7	Malvasia Bianca	393.00	000100	617.1
	539.95	000100	8,955.4		415.00	000100	594.4
	550.00	000100	25,145.7	Wtd. Avg. Base & Total Tons	403.79		1,211.5
	550.00	017000	2,080.4				
	550.00	020800	252.4	Marsanne	300.00	000100	101.2
	560.00	000100	160.9	Wtd. Avg. Base & Total Tons	300.00		101.2
	565.19	000100	931.3				
	569.79	000100	321.7	Moscato Gaillo *	500.00	000100	34.0
	574.69	021000	8.1	Wtd. Avg. Base & Total Tons	500.00		34.0
	575.00	000100	1,044.8				
	584.13	000100	371.3	Muscat Blanc *	260.00	000100	201.0
	585.43	000100	141.5		300.00	017200	1,239.7
	585.75	000100	328.1		350.00	020800	14.1
	592.46	000100	1,015.8		400.00	000100	46.0
	600.00	000100	1,954.9		450.00	000100	413.4
	600.00	005350	314.3		500.00	000100	44.6
	605.30	000100	4.8	Wtd. Avg. Base & Total Tons	334.81		1,958.8
	608.90	013400	46.5				
	610.00	000100	438.7	Muscat Orange	400.00	000100	433.5
	616.23	000100	1,068.9		500.00	000100	80.7
	618.17	013400	303.9		550.00	000100	216.6

TABLE 8: BASE PRICE PAID TO GROWERS FOR GRAPES CRUSHED AND DELIVERED TO CALIFORNIA PROCESSORS FROM THE 2015 CROP WITH BRIX FACTORS AND PURCHASED TONNAGE, BY TYPE, VARIETY, REPORTING DISTRICT WHERE GROWN, AND WEIGHTED AVERAGE BASE PRICE.

District, Type, and Variety	Base Price	Brix	Tons	District, Type, and Variety	Base Price	Brix	Tons
	Per Ton	Factors			Per Ton	Factors	
	Dollars	Code a/			Dollars	Code a/	
DISTRICT 11 (Cont'd)					689.50	009900	67.4
Muscat Orange (Cont'd)	600.00	000100	104.7		700.00	000100	10.5
	600.00	058663	108.8		700.00	009900	137.6
Wtd. Avg. Base & Total Tons	488.17		944.3		700.00	011804	7.2
					710.28	017200	292.6
Muscat of Alexandria	250.00	000100	476.6		725.00	000100	116.5
Wtd. Avg. Base & Total Tons	250.00		476.6		800.00	000100	47.8
					800.00	067945	84.1
Pinot Gris *	400.00	000100	64.5	Wtd. Avg. Base & Total Tons	498.42		15,149.6
	400.00	013400	11,300.3				
	425.00	000100	109.0	Semillon	425.00	000100	281.5
	500.00	000100	386.5		515.00	000100	299.3
	500.00	013400	1,010.7	Wtd. Avg. Base & Total Tons	471.38		580.8
	536.86	000100	301.9				
	565.12	000100	419.2	Symphony	125.00	038300	119.0
	593.37	000100	116.4		150.00	000100	553.1
	593.37	017000	2,732.1		250.00	000100	271.1
	600.00	000100	10,133.2		300.00	000100	49.0
	600.00	010700	2.9		350.00	000100	98.0
	603.82	000100	172.2		375.00	000100	806.9
	615.00	000100	69.3		425.00	000100	607.9
	617.12	000100	1,188.2		450.00	000100	84.3
	620.00	000100	1,271.6		550.00	000100	122.9
	621.64	000100	149.4		1,500.00	067945	21.6
	621.87	000100	1,220.9	Wtd. Avg. Base & Total Tons	334.15		2,733.8
	625.00	000100	164.3				
	644.24	000100	61.3	Tocai Friulano	150.00	024500	1.6
	645.85	000100	80.6	Wtd. Avg. Base & Total Tons	150.00		1.6
	647.98	000100	610.2				
	650.00	000100	9,341.7	Torrontes	1,300.00	000100	1.9
	650.00	011804	6.0		1,350.00	000100	9.2
	669.09	015800	259.9		1,350.00	014000	2.0
	672.75	009900	343.3		1,400.00	013600	2.0
	675.00	000100	1,825.8	Wtd. Avg. Base & Total Tons	1,350.33		15.1
	700.00	000100	801.8				
	825.00	000100	116.2	Verdelho	170.57	011500	4.0
	890.94	000100	246.1		350.00	000100	25.3
	900.00	000100	5.6		450.00	000100	700.5
	900.00	011804	5.5		500.00	000100	531.9
	925.00	000100	171.4		550.00	000100	7.6
	1,175.00	025100	6.0		600.00	000100	507.8
	1,185.00	000100	427.1		800.00	000100	23.4
	1,800.00	000100	0.5		1,100.00	011100	9.4
Wtd. Avg. Base & Total Tons	572.76		45,121.6		1,250.00	000100	10.6
					1,350.00	000100	6.9
Roussanne	500.00	000100	19.6		1,400.00	000100	13.0
	500.00	067945	22.1		1,400.00	011100	3.7
	900.00	000100	0.8	Wtd. Avg. Base & Total Tons	528.48		1,844.1
	1,000.00	000100	6.7				
	1,100.00	000100	6.1	Vermentino *	500.00	000100	318.0
	1,200.00	017000	3.0		550.00	000100	127.0
Wtd. Avg. Base & Total Tons	661.75		58.3		550.00	043800	211.0
					600.00	000100	25.3
Sauvignon Blanc	300.00	017200	730.4		1,400.00	000100	2.0
	350.00	016800	252.9	Wtd. Avg. Base & Total Tons	531.07		683.3
	400.00	000100	95.9				
	400.00	016800	320.2	Viognier	200.00	000100	105.6
	450.00	000100	95.6		250.00	000100	21.0
	450.00	045268	204.9		285.00	000100	153.3
	460.00	000100	347.4		300.00	000100	308.9
	465.00	000100	2,631.6		300.00	017200	936.1
	475.00	000100	700.5		400.00	000100	127.8
	500.00	000100	5,260.9		400.00	070453	981.9
	500.00	009050	6.3		425.00	000100	28.4
	500.00	045268	93.3		445.00	066157	1,150.0
	505.00	045268	46.6		450.00	000100	33.6
	515.00	000100	144.0		500.00	000100	177.3
	525.00	000100	788.9		500.00	069620	151.8
	548.20	000100	439.8		500.00	070412	102.4
	550.00	000100	630.8		525.00	069623	195.0
	550.00	020800	14.0		537.00	000100	213.9
	555.09	000100	1,440.8		540.00	069620	623.8
	600.00	000100	141.1		550.00	000100	1,337.4

TABLE 8: BASE PRICE PAID TO GROWERS FOR GRAPES CRUSHED AND DELIVERED TO CALIFORNIA PROCESSORS FROM THE 2015 CROP WITH BRIX FACTORS AND PURCHASED TONNAGE, BY TYPE, VARIETY, REPORTING DISTRICT WHERE GROWN, AND WEIGHTED AVERAGE BASE PRICE.

District, Type, and Variety	Base Price	Brix	Tons	District, Type, and Variety	Base Price	Brix	Tons
	Per Ton	Factors			Per Ton	Factors	
	Dollars	Code a/			Dollars	Code a/	
DISTRICT 11 (Cont'd)					566.78	000100	174.2
Viognier (Cont'd)	550.00	020800	18.9		575.70	000100	152.4
	550.00	069472	100.3		600.00	000100	10.4
	550.00	069620	29.7		609.43	000100	244.2
	550.00	070457	356.4		750.00	025100	10.2
	550.00	070458	184.5		750.00	025400	14.5
	560.27	000100	66.6		1,000.00	000100	10.7
	616.20	000100	239.4		1,200.00	000100	10.3
	647.01	000100	404.5		1,250.00	000100	8.6
	675.00	000100	48.1		1,350.00	000100	2.1
	700.00	000100	705.0		1,500.00	000100	2.2
	750.00	000100	307.1		1,800.00	021200	1.9
	800.00	017400	1.9	Wtd. Avg. Base & Total Tons	555.29		1,107.8
	850.00	000100	1.5				
	1,000.00	020800	3.0	Cabernet Franc	200.00	013600	13.5
	1,100.00	024500	1.5		400.00	000100	151.5
	1,400.00	000100	5.5		475.00	000100	613.5
	1,500.00	067945	24.7		475.00	062585	1,078.6
Wtd. Avg. Base & Total Tons	499.21		9,146.8		500.00	000100	660.7
					500.00	020800	40.9
White Riesling *	200.00	000100	10.7		750.00	000100	193.3
	250.00	000100	416.2		750.00	067945	54.2
	300.00	017200	520.4		800.00	020800	1.0
	350.00	000100	148.9		800.00	021200	2.0
	400.00	000100	47.0		800.00	067945	38.4
	500.00	000100	743.1		900.00	000100	2.5
	500.00	013100	250.2		900.00	024500	2.0
	500.00	017200	611.6		1,000.00	000100	1.5
	550.00	000100	209.6		1,350.00	000100	4.6
	600.00	000100	589.9		1,400.00	017200	4.0
	615.00	000100	699.6		2,600.00	000100	0.9
	850.00	000100	0.7	Wtd. Avg. Base & Total Tons	508.64		2,863.1
Wtd. Avg. Base & Total Tons	479.24		4,247.9				
				Cabernet Sauvignon	150.00	000100	16.2
Other White b/	400.00	000100	2,809.3		200.00	013400	31.0
	450.00	000100	145.6		300.00	000100	409.3
	550.00	000100	130.9		325.00	000100	150.0
	750.00	000100	43.6		400.00	000100	348.8
	850.00	000100	2.8		400.00	017200	10,440.4
	1,000.00	000100	12.7		400.00	024300	167.9
	1,400.00	011100	3.8		400.00	062590	63.4
Wtd. Avg. Base & Total Tons	417.42		3,148.7		410.00	066152	296.7
					427.69	000100	46.2
					450.00	000100	731.8
WINE GRAPES (RED)					450.00	064440	287.4
Alicante Bouschet *	200.00	000100	103.6		460.00	000100	23.2
	400.00	000100	49.5		500.00	000100	909.7
	425.00	059528	366.7		500.00	017200	2,535.8
	450.00	000100	756.5		500.00	020800	37.4
	450.00	067525	363.0		500.00	021000	214.4
	500.00	000100	318.5		500.00	062590	114.4
	550.00	000100	54.6		500.00	064440	520.4
	796.00	000100	4.4		505.00	000100	77.7
	800.00	000100	3.2		525.00	000100	563.4
	900.00	011804	1.5		526.32	000100	103.5
	925.00	000100	34.0		550.00	000100	1,884.1
	950.00	000100	9.6		550.00	017200	617.6
	950.00	025100	3.1		550.00	062590	107.8
	1,000.00	000100	9.0		555.50	000100	36.5
	1,000.00	020800	1.7		575.00	000100	153.8
	1,200.00	000100	3.3		575.00	062590	550.0
	1,300.00	000100	0.5		600.00	000100	8,794.2
	1,500.00	000100	2.4		600.00	017200	1,854.6
Wtd. Avg. Base & Total Tons	460.05		2,085.1		600.00	017590	50.4
					600.00	024500	73.7
Barbera	151.59	011500	2.0		600.00	066152	346.0
	200.00	013400	15.0		600.00	066152	7,972.5
	300.00	000100	37.4		603.99	000100	700.0
	375.00	000100	55.3		614.68	000100	5,306.9
	450.00	000100	74.2		617.47	000100	75.6
	500.00	000100	201.0		625.00	000100	195.4
	500.00	020800	9.5		650.00	000100	1,481.1
	525.00	000100	65.0		650.00	021000	119.2
	553.00	000100	6.7				

TABLE 8: BASE PRICE PAID TO GROWERS FOR GRAPES CRUSHED AND DELIVERED TO CALIFORNIA PROCESSORS FROM THE 2015 CROP WITH BRIX FACTORS AND PURCHASED TONNAGE, BY TYPE, VARIETY, REPORTING DISTRICT WHERE GROWN, AND WEIGHTED AVERAGE BASE PRICE.

District, Type, and Variety	Base Price	Brix	Tons	District, Type, and Variety	Base Price	Brix	Tons
	Per Ton	Factors			Per Ton	Factors	
	Dollars	Code a/			Dollars	Code a/	
DISTRICT 11 (Cont'd)					1,100.00	014100	9.0
Cabernet Sauvignon (Cont'd)	650.00	021200	149.6		1,100.00	018000	5.0
	650.00	021500	223.6		1,100.00	021200	29.2
	650.00	024300	696.1		1,100.00	025400	3.8
	650.00	066151	444.0		1,150.00	000100	146.0
	650.00	066152	487.8		1,200.00	000100	62.4
	650.00	066157	8,339.7		1,400.00	000100	33.9
	650.00	067606	1,535.8		1,500.00	000100	3.2
	650.00	067945	128.8		2,000.00	000100	4.6
	660.00	000100	177.9	Wtd. Avg. Base & Total Tons	648.76		119,004.7
	660.00	066123	158.5				
	660.00	066152	182.8	Carignane	325.00	000100	84.5
	660.00	066157	1,225.2		400.00	060408	275.5
	661.29	000100	6,902.9		450.00	000100	3.2
	665.00	000100	645.5		450.00	020800	29.0
	665.00	066152	49.7		461.86	000100	567.3
	665.00	066157	546.7		500.00	000100	12.7
	665.00	067606	170.5		712.09	067945	20.2
	665.90	000100	233.3		800.00	000100	2.3
	667.00	066157	447.9		850.00	000100	6.9
	675.00	000100	12,920.5		850.00	025100	5.2
	675.00	020800	264.6		900.00	000100	16.1
	675.00	061300	336.2		1,200.00	000100	3.0
	682.44	000100	709.7		1,600.00	000100	2.0
	683.79	000100	998.6	Wtd. Avg. Base & Total Tons	455.60		1,027.9
	685.00	066157	741.2				
	700.00	000100	5,062.3	Charbono	1,000.00	010700	2.0
	700.00	021000	275.3	Wtd. Avg. Base & Total Tons	1,000.00		2.0
	700.00	024500	92.0				
	700.00	067945	498.5	Cinsaut *	350.00	020800	2.1
	715.00	000100	250.9		900.00	000100	3.0
	720.78	023000	348.1		1,000.00	000100	0.7
	725.00	000100	5,525.7		1,500.00	000100	26.3
	731.76	023000	511.3		1,500.00	024300	0.6
	732.44	000100	195.1		1,500.00	067945	27.9
	739.57	000100	18.9		1,600.00	000100	2.2
	740.00	066180	253.0		1,800.00	000100	16.9
	750.00	000100	3,675.3		2,000.00	017400	3.8
	750.00	023000	440.3	Wtd. Avg. Base & Total Tons	1,531.44		83.5
	750.00	025000	271.1				
	750.00	027600	22.3	Dolcetto	200.00	011100	28.3
	753.00	024500	85.2		800.00	000100	10.3
	780.00	011804	2.4	Wtd. Avg. Base & Total Tons	360.10		38.6
	800.00	000100	3,752.9				
	800.00	020800	2.0	Dornfelder	617.00	000100	193.2
	800.00	023000	291.2		850.00	000100	3.5
	800.00	024500	102.7	Wtd. Avg. Base & Total Tons	621.15		196.7
	800.00	024800	3.7				
	805.00	067945	376.4	Graciano	617.00	066157	135.5
	809.35	000100	33.4		850.00	024400	0.5
	825.00	000100	1,891.2		1,400.00	000100	21.3
	830.00	000100	107.7	Wtd. Avg. Base & Total Tons	723.77		157.3
	831.25	000100	103.6				
	845.00	000100	410.9	Grenache *	160.00	000100	10.9
	850.00	000100	939.9		400.00	000100	145.5
	850.00	025100	28.5		450.00	000100	176.6
	850.00	067945	390.2		800.00	000100	47.0
	861.88	023000	84.1		825.00	067950	3.4
	875.00	023000	110.9		900.00	000100	18.5
	900.00	000100	225.9		1,000.00	000100	10.4
	902.03	023000	934.2		1,000.00	017200	4.6
	945.37	000100	169.6		1,100.00	000100	19.4
	945.37	060525	38.9		1,175.00	000100	6.6
	945.95	025400	3.7		1,200.00	017400	1.1
	950.00	000100	323.5		1,200.00	020700	2.1
	960.00	020800	1.3		1,200.00	021200	2.1
	967.46	000100	45.0		1,300.00	000100	2.9
	1,000.00	000100	1,474.8		1,350.00	000100	11.1
	1,000.00	025100	174.3		1,400.00	000100	10.8
	1,000.00	067945	226.7		1,400.00	013800	2.9
	1,026.31	024500	224.7		1,450.00	000100	5.2
	1,092.73	025100	1,576.4		1,500.00	000100	2.0
	1,100.00	000100	6.1	Wtd. Avg. Base & Total Tons	611.47		483.1

TABLE 8: BASE PRICE PAID TO GROWERS FOR GRAPES CRUSHED AND DELIVERED TO CALIFORNIA PROCESSORS FROM THE 2015 CROP WITH BRIX FACTORS AND PURCHASED TONNAGE, BY TYPE, VARIETY, REPORTING DISTRICT WHERE GROWN, AND WEIGHTED AVERAGE BASE PRICE.

District, Type, and Variety	Base Price	Brix	Tons	District, Type, and Variety	Base Price	Brix	Tons
	Per Ton	Factors			Per Ton	Factors	
	Dollars	Code a/			Dollars	Code a/	
DISTRICT 11 (Cont'd)					400.00	020800	54.2
Malbec	200.00	000100	108.9		400.00	023000	173.3
	200.00	011100	23.4		425.00	000100	248.7
	210.00	000100	81.7		425.00	064440	363.0
	300.00	024500	20.3		425.00	066152	59.0
	400.00	017200	385.6		425.00	066157	3,043.0
	450.00	000100	191.7		440.00	066157	494.2
	500.00	000100	19.2		443.00	066157	352.0
	550.00	000100	307.3		450.00	000100	2,486.3
	600.00	000100	426.7		450.00	017590	23.4
	625.00	000100	95.2		450.00	021200	727.4
	628.00	000100	283.0		450.00	021500	345.9
	642.88	000100	78.4		450.00	066157	105.6
	650.00	000100	2,245.7		465.00	066123	798.9
	650.00	027800	1.5		475.00	064440	462.3
	650.00	066123	847.8		485.00	000100	65.4
	650.00	066152	906.9		490.00	066157	482.2
	650.00	066157	1,245.9		500.00	000100	2,036.6
	653.34	000100	209.3		500.00	017590	58.9
	655.00	066123	350.7		500.00	020800	640.9
	655.00	067608	326.4		500.00	021000	242.8
	665.00	067920	100.0		500.00	025100	2.9
	667.00	066152	826.6		500.00	066157	184.6
	667.00	066157	285.2		525.00	000100	1,674.1
	670.00	000100	283.3		535.44	000100	489.5
	685.00	000100	600.0		539.00	000100	122.3
	700.00	000100	724.8		545.81	000100	630.5
	700.00	011804	1.0		547.82	000100	960.9
	700.00	020800	18.5		547.87	000100	5.7
	700.00	067945	47.8		550.00	000100	14,204.9
	725.00	000100	219.5		550.00	014100	19.0
	750.00	000100	535.2		550.00	020800	50.9
	750.00	067950	1.8		550.00	050200	553.4
	768.16	000100	46.8		550.00	066123	1,878.5
	800.00	000100	72.6		550.00	066157	2,104.5
	850.00	000100	3.9		551.78	000100	330.2
	850.00	024400	2.4		555.53	000100	2,976.0
	1,000.00	000100	2.6		560.00	066123	530.8
	1,100.00	018000	2.4		560.00	066157	175.2
	1,200.00	021200	1.8		565.00	066123	2,447.8
	1,250.00	000100	3.3		570.00	066157	332.5
	1,300.00	000100	3.7		575.00	000100	3,376.9
	1,350.00	000100	23.2		580.92	023000	252.9
	1,400.00	000100	3.1		581.99	000100	671.9
	1,400.00	021200	5.0		595.00	000100	726.8
	1,500.00	000100	3.5		597.56	000100	138.0
					597.59	000100	1,258.2
Wtd. Avg. Base & Total Tons	642.47		11,973.6		600.00	000100	1,806.7
					600.00	025100	194.1
Mataro *	160.00	000100	112.5		600.00	066157	435.5
	750.00	025400	0.5		600.37	000100	596.3
	850.00	024400	0.7		610.00	066123	266.9
	1,000.00	000100	8.2		635.00	067606	950.6
	1,300.00	000100	1.0		648.89	000100	1,101.4
	1,500.00	000100	2.6		650.00	000100	1,061.0
	1,500.00	021200	2.2		650.00	023000	135.7
Wtd. Avg. Base & Total Tons	279.33		127.7		650.00	066157	124.1
					655.05	023000	110.4
Merlot	175.00	000100	55.1		661.76	025400	1.7
	200.00	000100	60.8		700.00	000100	864.3
	200.00	011100	2.3		740.00	066180	165.6
	210.00	000100	172.9		750.00	000100	1,189.0
	250.00	000100	323.8		750.00	025400	4.5
	250.00	064440	73.4		775.00	025100	6.0
	300.00	000100	127.7		800.00	000100	61.7
	300.00	017200	366.7		808.24	000100	120.4
	350.00	000100	97.0		850.00	000100	1,674.0
	350.00	017200	1,304.4		1,000.00	000100	2.8
	360.00	000100	362.5		1,100.00	018000	2.8
	375.00	000100	252.0	Wtd. Avg. Base & Total Tons	539.43		65,964.6
	383.80	064440	391.4				
	400.00	000100	1,038.9	Mission	600.00	000100	1.0
	400.00	017200	1,097.3		750.00	017590	0.5

TABLE 8: BASE PRICE PAID TO GROWERS FOR GRAPES CRUSHED AND DELIVERED TO CALIFORNIA PROCESSORS FROM THE 2015 CROP WITH BRIX FACTORS AND PURCHASED TONNAGE, BY TYPE, VARIETY, REPORTING DISTRICT WHERE GROWN, AND WEIGHTED AVERAGE BASE PRICE.

District, Type, and Variety	Base Price	Brix	Tons	District, Type, and Variety	Base Price	Brix	Tons
	Per Ton	Factors			Per Ton	Factors	
	Dollars	Code a/			Dollars	Code a/	
DISTRICT 11 (Cont'd)					831.97	000100	470.2
Mission (Cont'd)	800.00	000100	2.5		850.00	000100	129.2
	900.00	000100	3.9		850.00	023000	497.1
Wtd. Avg. Base & Total Tons	820.89		7.9		850.00	024400	6.5
					850.00	067955	243.7
Montepulciano	200.00	000100	7.6		850.00	069478	124.4
	700.00	000100	7.1		875.00	000100	91.5
Wtd. Avg. Base & Total Tons	441.50		14.7		897.99	023000	135.5
					900.00	000100	596.8
Nero D'Avola *	700.00	000100	17.8		900.00	014100	4.5
Wtd. Avg. Base & Total Tons	700.00		17.8		900.00	025400	5.0
					904.33	023000	163.3
Petit Verdot	400.00	017200	500.3		911.00	067945	2,019.5
	600.00	000100	525.8		920.11	067945	33.2
	650.00	000100	113.9		950.00	000100	127.4
	733.00	067945	30.5		950.00	023000	534.1
	750.00	000100	109.3		950.00	027800	11.6
	750.00	066123	3,912.4		960.00	020800	1.3
	753.00	000100	31.9		1,000.00	000100	24.7
	800.00	000100	42.7		1,000.00	025000	63.4
	800.00	025000	74.7		1,000.00	025100	51.0
	833.00	067945	220.4		1,000.00	067945	47.7
	850.00	000100	51.2		1,100.00	000100	8.9
	850.00	025100	3.2		1,100.00	013800	2.4
	850.00	066151	357.4		1,100.00	018000	5.7
	900.00	000100	1.0		1,100.00	067945	27.1
	900.00	025400	5.2		1,200.00	000100	69.1
	935.75	023000	49.4		1,200.00	020800	2.0
	950.00	000100	47.5		1,300.00	000100	16.5
	950.00	023000	49.2		1,300.00	023200	1.0
	975.00	000100	24.3		1,400.00	000100	13.2
	1,000.00	023000	22.4		1,400.00	013800	4.9
	1,200.00	000100	6.0		1,400.00	024500	4.9
	1,350.00	024800	1.8		1,450.00	000100	1.9
	1,400.00	000100	1.8		1,500.00	000100	5.0
	1,400.00	009500	1.9		1,500.00	067945	173.4
	1,400.00	021200	1.2		1,700.00	011804	1.8
	1,500.00	000100	0.9		1,835.70	067945	124.0
Wtd. Avg. Base & Total Tons	1,500.00	067945	6.5	Wtd. Avg. Base & Total Tons	769.29		26,523.7
726.20			6,192.8				
				Pinot Noir	500.00	017200	4,590.6
Petite Sirah	200.00	011100	8.9		550.00	000100	901.8
	220.00	000100	79.3		575.00	000100	112.3
	300.00	024500	34.2		575.00	005350	50.2
	500.00	000100	47.6		600.00	000100	907.1
	500.00	017200	298.9		600.00	020800	4.4
	550.00	000100	375.0		600.00	059560	703.8
	550.00	017200	672.3		600.00	067405	5,548.7
	573.54	000100	566.6		650.00	000100	162.7
	600.00	000100	967.8		650.00	005350	243.9
	600.00	017200	747.9		650.00	020800	552.3
	625.00	059560	278.0		650.44	000100	223.0
	650.00	000100	381.3		679.21	000100	178.3
	660.00	067953	80.8		700.00	000100	835.2
	689.17	000100	103.8		750.00	000100	1,772.9
	700.00	000100	1,650.6		750.00	005350	69.4
	700.00	067945	104.6		800.00	000100	1,961.9
	725.00	000100	409.4		900.00	000100	254.0
	750.00	000100	1,928.9		950.00	000100	50.5
	750.00	021200	66.8		1,000.00	000100	135.0
	750.00	066152	190.8		1,025.00	000100	226.5
	750.00	066157	6,281.2		1,100.00	000100	525.8
	775.00	000100	1,013.9		1,500.00	067945	2.9
	800.00	000100	2,035.9		1,740.00	011804	1.5
	800.00	020800	22.1	Wtd. Avg. Base & Total Tons	641.40		20,014.7
	800.00	025000	103.5				
	800.00	067954	170.6	Pinotage	1,300.00	000100	38.7
	800.00	067955	216.4	Wtd. Avg. Base & Total Tons	1,300.00		38.7
	804.93	000100	332.7				
	811.00	067945	51.9	Primitivo	500.00	020800	161.6
	811.69	000100	11.3		1,000.00	000100	3.6
	812.46	000100	1,101.9		1,100.00	000100	8.2
	825.00	000100	345.4		1,400.00	000100	37.5

TABLE 8: BASE PRICE PAID TO GROWERS FOR GRAPES CRUSHED AND DELIVERED TO CALIFORNIA PROCESSORS FROM THE 2015 CROP WITH BRIX FACTORS AND PURCHASED TONNAGE, BY TYPE, VARIETY, REPORTING DISTRICT WHERE GROWN, AND WEIGHTED AVERAGE BASE PRICE.

District, Type, and Variety	Base Price	Brix	Tons	District, Type, and Variety	Base Price	Brix	Tons
	Per Ton	Factors			Per Ton	Factors	
	Dollars	Code a/			Dollars	Code a/	
DISTRICT 11 (Cont'd)					525.00	000100	28.6
Primitivo (Cont'd)					525.00	024400	1.9
Wtd. Avg. Base & Total Tons	691.89		210.9		526.45	000100	29.4
Refosco *	350.00	017200	273.5		549.94	000100	101.5
Wtd. Avg. Base & Total Tons	350.00		273.5		550.00	000100	914.4
					550.00	066157	227.9
Rubired *	300.00	017200	460.7		573.53	025400	3.4
	325.00	000100	1,079.1		577.00	067945	72.6
Wtd. Avg. Base & Total Tons	317.52		1,539.8		600.00	000100	835.4
					600.00	020800	25.8
Ruby Cabernet	350.00	000100	465.8		600.00	050200	66.0
	500.00	000100	157.1		600.00	066157	423.8
	500.00	024500	41.3		650.00	000100	48.6
Wtd. Avg. Base & Total Tons	394.81		664.2		650.00	017590	13.5
					700.00	000100	178.8
Sangiovese *	350.00	017200	668.9		700.00	067945	129.2
	400.00	000100	89.4		707.00	067945	35.7
	415.00	066157	68.0		750.00	000100	2.2
	450.00	000100	39.6		800.00	021200	1.1
	450.00	020800	6.7		900.00	018000	4.9
	475.00	000100	412.5		925.00	000100	2.2
	517.75	000100	35.5		1,100.00	000100	5.2
	600.00	000100	30.4		1,100.00	024500	30.3
	650.00	011804	1.8		1,150.00	000100	5.6
	700.00	000100	2.9		1,200.00	000100	6.0
	750.00	024500	75.7		1,250.00	000100	6.0
	850.00	020700	0.6		1,500.00	067945	216.2
	1,000.00	000100	8.3		1,700.00	000100	20.0
	1,000.00	021200	2.2		1,800.00	027600	11.0
	1,000.00	025400	2.5	Wtd. Avg. Base & Total Tons	486.01		15,527.4
	1,100.00	018000	5.1				
	1,150.00	000100	3.2	Tannat	150.00	000100	110.2
	1,150.00	025400	5.0		350.00	066157	7.1
	1,200.00	000100	3.1		500.00	000100	0.8
	1,200.00	023200	2.0		550.00	000100	389.0
	1,400.00	017200	4.0		600.00	000100	539.7
Wtd. Avg. Base & Total Tons	444.14		1,467.4		600.00	017200	413.4
					600.00	061250	373.2
Segalin	400.00	017200	258.7		600.00	066157	65.5
Wtd. Avg. Base & Total Tons	400.00		258.7		620.37	000100	0.5
					650.00	000100	121.0
Souzao	200.00	011100	5.4		706.00	067945	141.1
	300.00	000100	31.4		750.00	000100	73.2
	350.00	020800	3.3		1,400.00	000100	15.8
	550.00	000100	89.2	Wtd. Avg. Base & Total Tons	588.33		2,250.5
	750.00	025400	0.3				
	800.00	067945	63.0	Tempranillo *	151.59	011500	1.7
	900.00	067945	13.8		200.00	000100	15.6
	1,400.00	000100	11.0		300.00	000100	58.5
Wtd. Avg. Base & Total Tons	640.11		217.4		400.00	000100	49.8
					500.00	000100	156.7
Syrah *	160.00	000100	213.8		600.00	000100	388.2
	200.00	005750	56.4		600.00	020800	24.4
	250.00	000100	85.6		600.00	024400	0.8
	325.00	000100	68.1		600.00	061250	430.7
	350.00	000100	49.4		600.00	061300	23.2
	350.00	017200	130.1		600.00	066157	176.3
	350.00	066152	13.6		750.00	025400	1.5
	400.00	000100	3,917.5		800.00	000100	16.5
	400.00	017200	984.5		850.00	025100	12.0
	400.00	020800	63.3		1,100.00	000100	44.1
	400.00	066157	137.7		1,100.00	018000	2.1
	425.00	000100	386.6		1,100.00	021200	20.4
	450.00	000100	839.0		1,200.00	000100	9.5
	450.00	066157	728.4		1,250.00	000100	17.6
	465.00	066157	925.4		1,250.00	020800	2.0
	472.82	000100	126.6		1,250.00	023200	2.0
	475.00	066157	202.9		1,300.00	000100	0.5
	500.00	000100	1,261.9		1,350.00	024800	1.9
	500.00	030400	0.5		1,400.00	000100	36.5
	500.00	066157	252.9		1,400.00	013800	23.2
	510.03	000100	1,504.5		1,400.00	021200	19.3
	524.76	000100	131.5		1,400.00	024500	4.1

TABLE 8: BASE PRICE PAID TO GROWERS FOR GRAPES CRUSHED AND DELIVERED TO CALIFORNIA PROCESSORS FROM THE 2015 CROP WITH BRIX FACTORS AND PURCHASED TONNAGE, BY TYPE, VARIETY, REPORTING DISTRICT WHERE GROWN, AND WEIGHTED AVERAGE BASE PRICE.

District, Type, and Variety	Base Price	Brix	Tons	District, Type, and Variety	Base Price	Brix	Tons
	Per Ton	Factors			Per Ton	Factors	
	Dollars	Code a/			Dollars	Code a/	
DISTRICT 11 (Cont'd)					625.00	000100	224.8
Tempranillo * (Cont'd)	1,450.00	000100	6.1		650.00	000100	1,873.4
Wtd. Avg. Base & Total Tons	653.60		1,545.2		650.00	024500	332.3
					650.00	025000	195.7
Teroldego	600.00	000100	3.7		650.00	025300	38.3
	650.00	000100	55.2		650.00	061250	79.1
	700.00	000100	25.3		660.00	066157	476.2
	750.00	025400	0.5		675.00	000100	119.6
	775.00	066123	529.7		675.00	021200	282.4
	1,200.00	000100	2.5		700.00	000100	3,147.1
	1,250.00	023200	2.0		700.00	011804	2.8
	1,350.00	024800	0.9		700.00	024500	111.1
	1,400.00	013800	2.0		700.00	025300	56.4
	1,500.00	021200	1.0		700.00	066157	804.9
Wtd. Avg. Base & Total Tons	767.05		622.8		707.00	000100	37.4
					711.00	000100	8.5
Tinta Cao	200.00	011100	3.5		731.29	000100	632.6
	1,350.00	000100	2.9		731.84	000100	66.3
Wtd. Avg. Base & Total Tons	721.09		6.4		740.00	020800	1.0
					745.00	000100	58.0
Touriga Nacional *	350.00	020800	8.4		750.00	000100	3,045.6
	500.00	000100	9.6		750.00	024800	376.3
	725.00	000100	1,039.2		750.00	066157	1,662.8
	1,250.00	000100	9.2		750.00	069478	110.0
	1,400.00	000100	6.1		757.50	067945	47.6
Wtd. Avg. Base & Total Tons	728.39		1,072.5		775.00	069478	210.7
					800.00	000100	2,141.5
Trousseau *	350.00	000100	17.4		800.00	014100	19.0
Wtd. Avg. Base & Total Tons	350.00		17.4		800.00	021200	471.0
					800.00	024500	12.5
Zinfandel	200.00	000100	14.1		800.00	025300	72.7
	200.00	024800	87.6		800.00	066157	2,550.7
	225.00	000100	443.7		800.00	067550	190.9
	250.00	000100	2,463.8		800.00	067945	34.8
	250.00	009100	466.1		800.00	069476	131.9
	250.00	010600	116.6		800.00	069478	197.3
	275.00	000100	21.0		810.00	066157	183.5
	300.00	000100	782.8		815.00	069478	167.7
	300.00	009100	5,943.9		818.00	067945	1,453.4
	300.00	024800	143.0		825.00	025300	16.8
	325.00	000100	1,225.7		825.00	067550	176.1
	325.00	009100	935.0		829.70	000100	426.6
	344.75	007210	124.6		850.00	000100	6,270.6
	350.00	000100	3,262.0		850.00	024400	10.9
	350.00	007210	672.7		850.00	025100	7.5
	350.00	009100	554.4		850.00	066152	73.2
	375.00	000100	1,283.8		850.00	066157	9,122.0
	400.00	000100	972.1		850.00	067550	122.5
	400.00	007600	3,689.4		850.00	067945	46.6
	400.00	024500	4.2		850.00	069478	149.6
	415.00	000100	602.2		860.00	067604	176.5
	420.00	000100	418.4		865.00	069478	256.7
	425.00	000100	125.7		875.00	000100	140.1
	450.00	000100	3,280.1		883.75	064440	149.7
	450.00	024500	20.1		895.00	000100	279.4
	450.00	066157	179.9		900.00	000100	5,693.6
	460.00	000100	195.2		900.00	025000	187.5
	485.00	000100	137.3		900.00	025400	6.0
	500.00	000100	266.1		900.00	029125	100.7
	500.00	020800	23.2		900.00	067550	318.3
	540.15	007900	1,796.2		900.00	067945	582.9
	550.00	000100	9,549.0		900.00	069478	29.9
	550.00	009050	206.9		901.63	027600	3.2
	550.00	024800	826.0		907.00	025400	8.6
	560.00	000100	766.9		909.00	067945	80.8
	600.00	000100	1,446.4		933.54	000100	16.7
	600.00	011700	9.6		950.00	000100	436.6
	600.00	024500	24.6		950.00	067550	181.8
	600.00	025100	3.0		950.00	069478	976.6
	600.00	066152	91.8		975.00	000100	293.3
	600.00	066157	6,137.2		985.12	024800	65.3
	600.00	067945	20.4		991.90	000100	360.5
	615.00	066157	205.1		1,000.00	000100	1,277.5

TABLE 8: BASE PRICE PAID TO GROWERS FOR GRAPES CRUSHED AND DELIVERED TO CALIFORNIA PROCESSORS FROM THE 2015 CROP WITH BRIX FACTORS AND PURCHASED TONNAGE, BY TYPE, VARIETY, REPORTING DISTRICT WHERE GROWN, AND WEIGHTED AVERAGE BASE PRICE.

District, Type, and Variety	Base Price	Brix	Tons	District, Type, and Variety	Base Price	Brix	Tons
	Per Ton	Factors			Per Ton	Factors	
	Dollars	Code a/			Dollars	Code a/	
DISTRICT 11 (Cont'd)					250.00	000100	11.6
Zinfandel (Cont'd)	1,000.00	024800	152.3		250.00	017200	1,249.5
	1,000.00	025100	48.0		260.00	000100	304.8
	1,000.00	025400	3.3		300.00	000100	74.0
	1,000.00	067550	1,340.1		315.00	000100	105.7
	1,000.00	067945	163.6		350.00	000100	749.2
	1,050.00	000100	445.0		350.00	015500	11,865.9
	1,050.00	067945	747.8		350.00	017200	594.8
	1,078.98	000100	93.3		365.00	000100	512.3
	1,090.91	025400	3.3		400.00	000100	5,263.0
	1,092.73	000100	85.2		425.00	000100	4,132.5
	1,100.00	000100	7,420.8		425.00	055560	605.8
	1,100.00	009500	6.0		450.00	000100	3,932.8
	1,100.00	018000	4.7		460.00	000100	703.6
	1,100.00	020800	287.0		465.00	000100	162.7
	1,100.00	021200	29.3		480.00	000100	913.8
	1,100.00	024800	173.2		500.00	014100	5.1
	1,100.00	025400	2.3		525.00	044490	2,708.2
	1,101.63	024500	104.8		525.00	055560	1,742.0
	1,119.64	000100	24.2		534.13	000100	369.5
	1,145.00	000100	992.7		550.00	000100	1,119.8
	1,150.00	000100	188.2		550.00	044490	3,931.6
	1,154.11	000100	102.3		600.00	000100	1,424.4
	1,192.00	011500	3.6		600.00	011804	6.0
	1,200.00	000100	1,500.2		625.00	000100	300.6
	1,200.00	017400	2.7	Wtd. Avg. Base & Total Tons	412.73		45,949.8
	1,200.00	024500	6.5				
	1,200.00	025100	4.0	Chenin Blanc	300.00	013600	1,567.7
	1,200.00	026700	4.2		390.00	000100	1,671.1
	1,200.00	067945	48.8	Wtd. Avg. Base & Total Tons	346.44		3,238.8
	1,250.00	000100	104.2				
	1,300.00	000100	563.4	French Colombard	250.00	000100	101.0
	1,350.00	000100	26.2		250.00	038200	2,051.8
	1,400.00	000100	24.3		325.00	000100	5,257.8
	1,400.00	021200	1.9		365.00	000100	156.6
	1,425.00	000100	8.3	Wtd. Avg. Base & Total Tons	304.49		7,567.2
	1,450.00	000100	2.0				
	1,500.00	000100	114.0	Gewurztraminer	250.00	017200	434.4
	1,500.00	020800	2.2	Wtd. Avg. Base & Total Tons	250.00		434.4
	1,500.00	067945	1,203.8				
	1,550.00	000100	5.0	Malvasia Bianca	350.00	000100	474.8
	1,600.00	000100	7.4		365.00	000100	203.7
	1,700.00	000100	29.5		400.00	000100	260.3
	1,750.00	000100	5.6		500.00	000100	203.5
	1,800.00	000100	39.6		600.00	000100	121.9
	1,800.00	021200	8.0	Wtd. Avg. Base & Total Tons	410.96		1,264.2
	2,100.00	000100	18.2				
	2,400.00	000100	9.2	Muscat Blanc *	465.00	017200	200.0
	6,679.00	000100	10.1	Wtd. Avg. Base & Total Tons	465.00		200.0
Wtd. Avg. Base & Total Tons	704.22		115,380.5				
				Muscat Orange	400.00	000100	99.0
Other Red b/	100.00	017200	6.2		450.00	000100	123.6
	250.00	000100	55.0		500.00	000100	643.5
	400.00	017200	573.6	Wtd. Avg. Base & Total Tons	481.43		866.1
	900.00	000100	4.5				
	1,200.00	000100	2.2	Muscat of Alexandria	125.00	000100	164.2
	1,250.00	000100	20.0		290.00	000100	122.0
	1,300.00	000100	2.0		300.00	000100	1,135.3
	1,400.00	000100	2.0		300.00	017000	703.9
Wtd. Avg. Base & Total Tons	422.09		665.5		300.00	048600	1,657.4
					400.00	000100	1,171.0
				Wtd. Avg. Base & Total Tons	317.59		4,953.8
DISTRICT 12							
WINE GRAPES (WHITE)							
Burger *	200.00	000100	931.9	Pinot Gris *	350.00	000100	13.0
	215.00	000100	576.4		400.00	013400	12,898.2
	275.00	000100	825.4		425.00	013400	3,223.7
Wtd. Avg. Base & Total Tons	230.23		2,333.7		450.00	000100	0.5
					500.00	000100	6,082.3
Chardonnay *	149.50	000100	120.6		500.00	013400	1,552.7
	150.00	038300	268.9		500.00	014100	2.6
	160.00	000100	506.3		520.16	000100	152.1
	165.00	000100	529.3		525.00	000100	770.8
	225.00	017200	1,735.5		550.00	000100	1,837.1

TABLE 8: BASE PRICE PAID TO GROWERS FOR GRAPES CRUSHED AND DELIVERED TO CALIFORNIA PROCESSORS FROM THE 2015 CROP WITH BRIX FACTORS AND PURCHASED TONNAGE, BY TYPE, VARIETY, REPORTING DISTRICT WHERE GROWN, AND WEIGHTED AVERAGE BASE PRICE.

District, Type, and Variety	Base Price	Brix	Tons	District, Type, and Variety	Base Price	Brix	Tons
	Per Ton	Factors			Per Ton	Factors	
	Dollars	Code a/			Dollars	Code a/	
DISTRICT 12 (Cont'd)					300.00	000100	327.0
Pinot Gris * (Cont'd)	550.00	044450	988.9		340.00	000100	4.2
	550.00	044460	1,514.0		375.00	061300	347.0
	600.00	000100	4,506.6		400.00	000100	77.9
	600.00	009300	98.4		400.00	017200	6,285.9
	625.00	000100	112.5		400.00	062585	2,107.8
	800.00	024800	3.2		400.00	066151	592.0
Wtd. Avg. Base & Total Tons	475.75		33,756.6		440.00	000100	177.6
Sauvignon Blanc	200.00	000100	102.1		450.00	000100	2,069.7
	225.00	000100	41.5		450.00	066152	1,282.7
	360.00	000100	310.6		450.00	066157	7,019.6
	400.00	000100	3,152.2		500.00	000100	1,413.0
	475.00	000100	109.2		500.00	011804	4.0
	500.00	000100	162.5		500.00	014100	10.5
	500.19	000100	268.4		500.00	017200	2,115.1
	504.18	000100	49.5		500.00	021200	252.4
	550.00	042700	1,188.8		500.00	062590	39.7
Wtd. Avg. Base & Total Tons	436.16		5,384.8		500.00	066152	82.4
Semillon	500.00	014100	1.1		510.00	000100	350.4
Wtd. Avg. Base & Total Tons	500.00		1.1		515.00	021200	3,016.8
Symphony	150.00	000100	326.0		515.00	067550	67.6
	265.00	000100	1,538.8		525.00	000100	3,641.9
	450.00	000100	238.3		525.00	021200	139.7
Wtd. Avg. Base & Total Tons	268.14		2,103.1		525.00	056900	493.1
Viognier	200.00	000100	27.1		525.00	061300	265.1
	350.00	000100	120.0		525.00	062585	1,621.8
	450.00	000100	423.1		525.00	064440	348.4
	500.00	000100	1,234.8		550.00	000100	714.7
	500.00	014100	3.2		550.00	060485	32.7
	525.00	000100	170.0		550.00	066157	890.8
	550.00	000100	180.9		550.00	067604	1,013.2
	550.00	048470	1,041.5		560.00	000100	1,934.9
Wtd. Avg. Base & Total Tons	505.65		3,200.6		560.00	066157	1,367.4
White Riesling *	200.00	000100	49.4		565.00	000100	930.6
	300.00	017200	3,010.2		565.00	066151	349.9
	400.00	000100	510.0		565.00	066157	372.1
	450.00	000100	720.0		585.00	066151	868.4
Wtd. Avg. Base & Total Tons	335.91		4,289.6		600.00	000100	532.4
Other White b/	150.00	000100	91.1		625.00	000100	1,158.2
	300.00	000100	90.0		625.00	017200	455.2
Wtd. Avg. Base & Total Tons	224.54		181.1		625.00	060485	396.9
WINE GRAPES (RED)					682.44	000100	94.9
Aglianico	800.00	000100	6.5	Wtd. Avg. Base & Total Tons	700.00	000100	1,357.1
	1,250.00	011804	1.5		700.00	064440	86.9
Wtd. Avg. Base & Total Tons	884.38		8.0		800.00	000100	303.2
Alicante Bouschet *	800.00	027800	2.3		815.52	000100	562.3
	850.00	000100	8.2		850.00	000100	243.4
Wtd. Avg. Base & Total Tons	839.05		10.5	Wtd. Avg. Base & Total Tons	481.24		52,116.8
Barbera	360.69	021200	1.5	Ciliegiolo	1,200.00	000100	7.3
	450.00	000100	0.5		1,250.00	011804	2.1
	800.00	027800	3.0	Wtd. Avg. Base & Total Tons	1,211.17		9.4
	1,000.00	020800	10.7	Dornfelder	400.00	017200	488.0
	1,300.00	017400	2.0	Wtd. Avg. Base & Total Tons	400.00		488.0
	1,500.00	029200	2.6	Graciano	1,400.00	000100	1.5
Wtd. Avg. Base & Total Tons	1,003.25		20.3	Wtd. Avg. Base & Total Tons	1,400.00		1.5
Cabernet Franc	1,900.00	000100	8.0	Grenache *	250.00	000100	583.5
Wtd. Avg. Base & Total Tons	1,900.00		8.0		315.00	000100	111.1
Cabernet Sauvignon	150.00	062585	1,671.1		340.00	000100	59.2
	160.00	000100	955.6		360.00	000100	245.7
	165.00	000100	140.6		375.00	000100	229.5
	250.00	000100	672.7		390.00	000100	171.6
	265.00	000100	3.4		400.00	000100	171.1
					500.00	000100	26.0
					500.00	014100	2.3
					700.00	000100	115.8
					750.00	000100	11.2
					800.00	011804	2.2

TABLE 8: BASE PRICE PAID TO GROWERS FOR GRAPES CRUSHED AND DELIVERED TO CALIFORNIA PROCESSORS FROM THE 2015 CROP WITH BRIX FACTORS AND PURCHASED TONNAGE, BY TYPE, VARIETY, REPORTING DISTRICT WHERE GROWN, AND WEIGHTED AVERAGE BASE PRICE.

District, Type, and Variety	Base Price	Brix	Tons	District, Type, and Variety	Base Price	Brix	Tons
	Per Ton	Factors			Per Ton	Factors	
	Dollars	Code a/			Dollars	Code a/	
DISTRICT 12 (Cont'd)					800.00	000100	767.1
Grenache * (Cont'd)	1,175.00	000100	11.7		900.00	011804	1.5
	1,400.00	000100	7.6	Wtd. Avg. Base & Total Tons	644.57		4,096.6
Wtd. Avg. Base & Total Tons	366.39		1,748.5				
Malbec	150.00	000100	137.2	Petite Sirah	500.00	017200	2,393.9
	515.00	000100	420.0		540.00	021200	35.4
Wtd. Avg. Base & Total Tons	425.13		557.2		575.00	000100	85.8
Mataro *	350.00	017200	433.3		585.00	066151	1,511.9
	600.00	000100	6.3		590.00	066151	172.5
	900.00	011804	2.0		600.00	000100	46.1
Wtd. Avg. Base & Total Tons	356.06		441.6		610.00	066157	457.7
Merlot	300.00	000100	115.5		625.00	000100	2,758.0
	315.00	000100	108.9		625.00	050200	940.6
	325.00	000100	176.1		650.00	000100	366.1
	350.00	017200	994.4		800.00	000100	56.8
	350.00	066151	2,899.3	Wtd. Avg. Base & Total Tons	800.00	024500	47.3
	350.00	066152	451.9		850.00	000100	36.8
	350.00	066157	1,360.3		2,000.00	000100	6.0
	400.00	000100	87.2	Pinot Noir	587.18		8,914.9
	400.00	017200	1,623.7		200.00	000100	718.4
	400.00	064440	599.2		400.00	000100	1,379.0
	400.00	066151	380.4		400.00	017200	2,701.5
	400.00	067604	2,535.4		410.00	066157	267.9
	425.00	000100	111.9		415.00	000100	471.6
	450.00	000100	1,130.2		440.00	066151	373.9
	450.00	050200	725.2		450.00	000100	3,553.9
	465.00	066151	269.0		500.00	017200	6,312.8
	470.00	066157	377.7		550.00	000100	469.0
	475.00	060485	134.3		650.00	000100	320.0
	500.00	011804	3.0	Wtd. Avg. Base & Total Tons	650.00	050200	155.8
	500.00	014100	5.2		950.00	000100	16.6
	500.00	066152	217.7	Primitivo	453.07		16,740.4
	515.00	067607	557.3	Wtd. Avg. Base & Total Tons	1,500.00	027800	1.4
	520.68	017200	800.6		1,500.00		1.4
	550.00	000100	160.1	Rubired *	250.00	000100	195.6
	550.00	050200	5,483.0		250.00	060407	4,505.3
	560.00	000100	151.8		265.00	060410	229.1
	585.00	066151	677.9		300.00	017200	820.3
	585.00	066157	612.3		303.00	000100	99.8
	700.00	000100	1.2		305.61	000100	425.7
	750.00	000100	285.3	Wtd. Avg. Base & Total Tons	261.70		6,275.8
	975.00	020800	23.3				
Wtd. Avg. Base & Total Tons	453.63		23,059.3	Ruby Cabernet	250.00	000100	295.0
Montepulciano	600.00	000100	8.2		350.00	000100	306.6
	850.00	000100	22.1		350.00	058780	82.4
	1,000.00	000100	10.0		400.00	048470	763.0
	1,050.00	000100	72.3		600.00	000100	729.7
	1,200.00	011804	4.7	Wtd. Avg. Base & Total Tons	1,000.00	000100	54.0
Wtd. Avg. Base & Total Tons	982.61		117.3		451.39		2,230.7
Muscat Hamburg *	700.00	000100	204.4	Sagrantino	800.00	000100	1.7
Wtd. Avg. Base & Total Tons	700.00		204.4		1,200.00	000100	4.7
Negroamaro	1,250.00	011804	1.5		1,250.00	011804	2.0
Wtd. Avg. Base & Total Tons	1,250.00		1.5	Wtd. Avg. Base & Total Tons	1,130.95		8.4
Nero D'Avola *	1,000.00	000100	2.3	Sangiovese *	448.96	021200	2.0
	1,200.00	000100	1.0		800.00	016900	9.3
	1,200.00	023200	1.9		800.00	020610	52.0
	1,250.00	011804	1.5		950.00	000100	11.7
	1,500.00	000100	5.6	Wtd. Avg. Base & Total Tons	1,000.00	000100	2.4
Wtd. Avg. Base & Total Tons	1,305.28		12.3		819.81		77.4
Petit Verdot	575.00	066157	174.6	Syrah *	250.00	000100	102.4
	585.00	066151	1,075.9		252.50	000100	26.5
	600.00	000100	48.7		265.00	000100	130.8
	600.00	064440	59.3		277.75	000100	83.3
	625.00	000100	1,252.4		350.00	017200	481.9
	625.00	063600	717.1		365.00	000100	733.6
					400.00	000100	3,213.4
					400.00	017200	135.2

TABLE 8: BASE PRICE PAID TO GROWERS FOR GRAPES CRUSHED AND DELIVERED TO CALIFORNIA PROCESSORS FROM THE 2015 CROP WITH BRIX FACTORS AND PURCHASED TONNAGE, BY TYPE, VARIETY, REPORTING DISTRICT WHERE GROWN, AND WEIGHTED AVERAGE BASE PRICE.

District, Type, and Variety	Base Price	Brix	Tons	District, Type, and Variety	Base Price	Brix	Tons
	Per Ton	Factors			Per Ton	Factors	
	Dollars	Code a/			Dollars	Code a/	
DISTRICT 12 (Cont'd)					210.00	000100	134.8
Syrah * (Cont'd)	400.00	066157	364.6		250.00	037435	386.6
	500.00	000100	454.6		252.50	000100	71.8
	505.00	000100	875.3		265.00	000100	116.1
	525.00	000100	151.8		270.00	000100	312.6
	600.00	000100	417.7		275.00	000100	4,681.3
Wtd. Avg. Base & Total Tons	419.94		7,171.1		285.00	000100	8,713.0
					328.25	001900	2,564.6
Tannat	400.00	017200	1,014.5		340.00	001900	142.1
	600.00	000100	161.1		340.00	010900	2,436.4
	750.00	000100	40.7		347.50	001700	3,500.5
Wtd. Avg. Base & Total Tons	438.20		1,216.3		350.00	010900	1,156.7
				Wtd. Avg. Base & Total Tons	256.25		40,933.6
Tempranillo *	600.00	000100	12.3				
	1,139.38	021200	2.0	Other Raisin b/	400.00	014100	4.9
	1,300.00	021200	2.0	Wtd. Avg. Base & Total Tons	400.00		4.9
Wtd. Avg. Base & Total Tons	752.07		16.3	TABLE GRAPES			
				Crimson Seedless *	50.00	000100	74.0
Teroldego	550.00	000100	22.4	Wtd. Avg. Base & Total Tons	50.00		74.0
	600.00	064440	1.1				
Wtd. Avg. Base & Total Tons	552.34		23.5	Fantasy Seedless	50.00	000100	18.4
				Wtd. Avg. Base & Total Tons	50.00		18.4
Touriga Nacional *	650.00	000100	6.4				
	1,300.00	025100	1.5	Malaga *	200.00	000100	29.8
Wtd. Avg. Base & Total Tons	773.42		7.9	Wtd. Avg. Base & Total Tons	200.00		29.8
Zinfandel	175.00	000100	368.9	Princess *	50.00	001700	22.9
	250.00	000100	513.9	Wtd. Avg. Base & Total Tons	50.00		22.9
	250.00	009100	1,209.7				
	275.00	033980	22.0	Ribier	300.00	001700	43.5
	285.00	000100	1,576.0	Wtd. Avg. Base & Total Tons	300.00		43.5
	300.00	009100	1,952.7				
	340.00	000100	263.0	Ruby Seedless *	150.00	000100	146.9
	350.00	000100	2,189.0	Wtd. Avg. Base & Total Tons	150.00		146.9
	350.00	007600	982.4				
	350.00	033980	434.7	Other Table b/	150.00	038300	33.8
	390.00	000100	266.5	Wtd. Avg. Base & Total Tons	400.00	014100	3.5
	390.00	035410	677.1		173.46		37.3
	404.05	000100	437.0	WINE GRAPES (WHITE)			
	404.05	021200	1.0	Albarino	150.00	014100	4.4
	450.00	000100	667.3	Wtd. Avg. Base & Total Tons	360.00	014000	2.5
	450.00	033980	881.3		226.09		6.9
	500.00	000100	3,617.7				
	550.00	020800	732.3	Burger *	200.00	000100	1,666.1
	575.00	000100	56.4	Wtd. Avg. Base & Total Tons	265.00	000100	19,794.9
	750.00	000100	39.6		265.21	000100	2,462.7
	825.00	067550	369.8	Wtd. Avg. Base & Total Tons	260.49		23,923.7
	850.00	000100	147.2				
	900.00	000100	159.4	Chardonnay *	150.00	001700	540.5
Wtd. Avg. Base & Total Tons	1,400.00	000100	11.9		150.00	038300	812.2
	397.91		17,576.8		160.00	000100	928.4
Other Red b/	300.00	000100	128.0		165.00	000100	13.5
	400.00	000100	73.7		200.00	000100	329.2
	625.00	059700	193.3		210.00	000100	651.9
	1,000.00	000100	1.4		225.00	017200	2,434.9
Wtd. Avg. Base & Total Tons	1,250.00	011804	1.5		275.00	000100	382.5
	482.45		397.9		300.00	017200	2,731.8
					325.00	000100	11,432.5
DISTRICT 13					330.00	000100	3,160.3
RAISIN GRAPES					340.00	000100	800.2
Fiesta	150.00	000100	24.2		350.00	000100	7,989.3
	150.00	001700	2,228.5		350.00	044490	21,232.3
	175.00	000100	4,571.7		365.00	000100	1,482.4
	285.00	000100	6,579.4		366.56	013400	1,590.3
Wtd. Avg. Base & Total Tons	224.79		13,403.8		368.00	013400	816.8
					383.16	000100	2,668.8
Thompson Seedless	125.00	010900	117.9		395.00	000100	2,107.0
	150.00	000100	145.5		400.00	000100	20,032.4
	150.00	001700	288.0		400.00	014100	21.1
	150.00	038300	3,844.6		400.00	044490	3,435.4
	200.00	000100	12,161.1		410.00	000100	997.5
	200.00	001000	160.0				

TABLE 8: BASE PRICE PAID TO GROWERS FOR GRAPES CRUSHED AND DELIVERED TO CALIFORNIA PROCESSORS FROM THE 2015 CROP WITH BRIX FACTORS AND PURCHASED TONNAGE, BY TYPE, VARIETY, REPORTING DISTRICT WHERE GROWN, AND WEIGHTED AVERAGE BASE PRICE.

District, Type, and Variety	Base Price	Brix	Tons	District, Type, and Variety	Base Price	Brix	Tons
	Per Ton	Factors			Per Ton	Factors	
	Dollars	Code a/			Dollars	Code a/	
DISTRICT 13 (Cont'd)					380.00	000100	100.6
Chardonnay * (Cont'd)	415.00	000100	2,795.6		400.00	000100	714.2
	416.50	000100	250.2		400.00	014100	10.1
	417.67	013600	945.2	Wtd. Avg. Base & Total Tons	250.00		276,633.5
	421.85	000100	1,764.4				
	425.00	000100	1,894.6	Grenache Blanc	1,000.00	000100	1.7
	427.50	000100	1,260.6	Wtd. Avg. Base & Total Tons	1,000.00		1.7
	427.50	046000	122.5				
	437.00	000100	488.6	Malvasia Bianca	277.75	000100	14.9
	440.00	000100	1,678.8		300.00	017200	266.1
	450.00	000100	2,894.6		732.14	000100	386.5
	450.00	044490	860.6		1,000.00	000100	2.6
	600.00	000100	559.6		3,000.00	000100	1.9
Wtd. Avg. Base & Total Tons	363.82		102,106.5	Wtd. Avg. Base & Total Tons	558.39		672.0
Chenin Blanc	200.00	000100	318.8	Marsanne	900.00	000100	10.0
	200.00	013600	370.4		1,000.00	000100	5.8
	225.00	000100	462.6		1,000.00	013600	1.0
	250.00	000100	5.6	Wtd. Avg. Base & Total Tons	940.48		16.8
	275.00	000100	1,063.4				
	275.00	007800	256.4	Muscat Blanc *	185.00	000100	73.1
	300.00	000100	938.5		250.00	000100	564.3
	300.00	013600	1,113.6		300.00	000100	825.0
	300.00	037435	1,466.7		300.00	017200	221.0
	315.00	009000	310.3		325.00	000100	1,724.4
	316.92	000100	172.8		350.00	000100	326.6
	325.00	000100	1,653.6		350.00	014100	1.4
	339.88	009300	1,664.5		350.00	015200	1,425.3
	340.00	000100	3,848.5		350.00	037410	433.8
	357.91	000100	578.3		353.50	000100	95.8
	380.00	000100	101.3		375.00	017000	95.4
	450.00	000100	710.4		390.00	000100	14.9
	481.09	000100	453.7		400.00	000100	488.9
	1,000.00	000100	3.4		425.23	000100	238.2
Wtd. Avg. Base & Total Tons	323.56		15,492.8		450.00	000100	333.2
					900.00	000100	756.7
French Colombard	150.00	000100	3,987.7		950.00	000100	4.2
	150.00	001700	1,010.1	Wtd. Avg. Base & Total Tons	393.79		7,622.2
	150.00	038300	7,382.3				
	151.50	001700	2,053.1	Muscat Orange	400.00	000100	139.4
	160.00	000100	218.9		400.00	014100	6.9
	200.00	000100	6,143.3		425.23	000100	77.9
	210.00	000100	334.0		450.00	000100	429.3
	212.00	000100	330.1		675.00	000100	22.9
	225.00	000100	6,285.0	Wtd. Avg. Base & Total Tons	443.95		676.4
	225.00	009100	752.2				
	225.00	011100	4,784.6	Muscat of Alexandria	110.00	000100	2,368.9
	225.00	039675	3,095.3		149.50	000100	1,107.5
	225.00	040300	115.7		150.00	000100	850.8
	225.00	054475	1,243.2		200.00	011100	87.8
	235.00	000100	6,096.3		210.00	000100	202.7
	250.00	000100	88,271.1		227.25	000100	17.7
	250.00	009000	21,832.7		250.00	000100	4,785.9
	250.00	034990	181.5		250.00	037410	1,697.7
	250.00	035500	2,938.6		252.50	000100	20.0
	250.00	037430	5,321.9		260.00	000100	12,474.6
	250.00	037435	55,174.4		265.00	000100	42,195.5
	250.00	039675	271.5		267.00	000100	4,000.0
	250.00	040300	23.7		275.00	000100	957.8
	252.50	000100	95.3		275.00	001700	163.2
	265.00	000100	13,321.7		277.75	000100	356.2
	267.50	000100	5,083.7		277.75	001700	53.6
	275.00	000100	2,662.6		280.00	000100	863.5
	275.00	037435	7,006.0		300.00	000100	15,311.0
	285.00	000100	1,016.7		300.00	048180	5,367.2
	300.00	000100	15,055.0		310.00	000100	1,125.0
	300.00	011100	1,437.9		315.00	011100	445.2
	300.00	037435	1,686.2		335.00	000100	906.0
	300.00	038300	2,127.6		350.00	000100	2,715.3
	310.00	000100	6,155.9		350.00	001700	61.1
	325.00	000100	531.7		350.00	017000	1,609.3
	350.00	011100	1,531.2		350.00	048180	12,788.0
	350.00	017400	249.9		400.00	000100	1,416.3

TABLE 8: BASE PRICE PAID TO GROWERS FOR GRAPES CRUSHED AND DELIVERED TO CALIFORNIA PROCESSORS FROM THE 2015 CROP WITH BRIX FACTORS AND PURCHASED TONNAGE, BY TYPE, VARIETY, REPORTING DISTRICT WHERE GROWN, AND WEIGHTED AVERAGE BASE PRICE.

District, Type, and Variety	Base Price	Brix	Tons	District, Type, and Variety	Base Price	Brix	Tons
	Per Ton	Factors			Per Ton	Factors	
	Dollars	Code a/			Dollars	Code a/	
DISTRICT 13 (Cont'd)					1,000.00	013400	1.5
Muscad of Alexandria (Cont'd)	400.00	014100	15.7	Wtd. Avg. Base & Total Tons	553.52		58.2
Wtd. Avg. Base & Total Tons	280.62		113,963.5	White Riesling *	350.00	001900	100.5
Palomino *	150.00	001700	17.3		400.00	014100	3.4
	200.00	000100	16.3	Wtd. Avg. Base & Total Tons	351.64		103.9
	225.00	000100	650.9	Other White b/	50.00	001700	21.8
	350.00	000100	1.3		110.00	000100	674.5
Wtd. Avg. Base & Total Tons	353.50	000100	90.5		121.43	000100	147.5
	237.99		776.3	Wtd. Avg. Base & Total Tons	1,000.00	000100	1.6
Pinot Gris *	400.00	000100	19.4		112.13		845.4
	400.00	013400	2,378.0	WINE GRAPES (RED)			
	400.00	014100	1.8	Alicante Bouschet *	110.00	000100	35.2
	425.00	013400	2,217.8		150.00	000100	2,081.7
	425.00	044280	2,222.7		200.00	013600	3.5
	445.00	000100	17,088.8		200.00	017200	44.0
	450.00	000100	10,312.9		300.00	067180	12.5
	450.00	013000	3,404.1		350.00	048180	757.6
	474.05	000100	288.1		360.00	014000	2.0
	493.10	000100	1,101.2		400.00	014100	5.1
	500.00	000100	430.6		600.00	000100	5.4
	500.00	009900	307.7	Wtd. Avg. Base & Total Tons	203.78		2,947.0
	500.00	013400	1,226.3	Arinarnoa	400.00	017200	346.7
	500.00	044280	412.3	Wtd. Avg. Base & Total Tons	400.00		346.7
	515.00	000100	850.7	Barbera	100.00	000100	309.8
	515.00	009300	355.5		100.00	017200	804.6
	517.24	009300	383.6		150.00	000100	494.6
	550.00	000100	35.0		150.00	048180	537.9
	600.00	000100	42.5		175.00	013600	2.7
Wtd. Avg. Base & Total Tons	449.32		43,079.0		227.25	000100	104.9
Roussanne	1,000.00	000100	5.5		227.75	000100	52.9
Wtd. Avg. Base & Total Tons	1,000.00		5.5		250.00	000100	800.5
Sauvignon Blanc	150.00	000100	17.2		250.00	001900	167.4
	150.00	001700	414.5		252.50	000100	5.7
	325.00	000100	411.1		275.00	000100	13,156.1
	400.00	000100	217.2		290.00	000100	1,641.6
	400.00	012900	413.0		300.00	000100	2,767.5
	400.00	014100	6.9		300.00	017200	2,749.0
	1,000.00	017000	0.7		300.00	048180	4,900.0
Wtd. Avg. Base & Total Tons	306.57		1,480.6		315.00	011100	551.4
Sauvignon Musque	1,000.00	017000	0.7		325.00	014100	9.7
Wtd. Avg. Base & Total Tons	1,000.00		0.7		326.46	000100	168.2
Semillon	275.00	000100	541.5		340.00	000100	554.7
	1,000.00	017000	0.3		350.00	000100	5,176.3
Wtd. Avg. Base & Total Tons	275.40		541.8		360.00	000100	7,954.0
Symphony	3.00 c/	032200	72.4		362.00	059510	1,779.1
	150.00	000100	9.4		380.00	000100	311.9
	151.50	001900	253.2		380.63	000100	135.1
	250.00	000100	130.4		400.00	000100	537.0
	265.00	000100	8,936.6		400.00	014100	1.0
	450.00	013400	404.2		450.00	000100	2,329.6
	600.00	000100	1,159.0	Wtd. Avg. Base & Total Tons	1,000.00	021000	1.1
	620.00	000100	422.0		311.20		48,004.3
Wtd. Avg. Base & Total Tons	316.36 d/		11,387.2	Cabernet Franc	353.50	000100	8.6
Triplett Blanc	150.00	038300	1,199.4		360.00	000100	0.5
	200.00	000100	13,087.5		378.75	000100	28.2
	212.00	000100	644.9		400.00	014100	7.0
	250.00	009000	343.5		404.00	000100	22.6
	400.00	014100	11.4	Wtd. Avg. Base & Total Tons	450.00	000100	19.0
Wtd. Avg. Base & Total Tons	197.86		15,286.7		400.25		85.9
Viognier	400.00	000100	12.4	Cabernet Sauvignon	100.00	000100	143.4
	400.00	014100	5.0		100.00	017200	1,703.3
	550.00	000100	31.7		150.00	000100	490.0
	600.00	000100	3.2		160.00	000100	1,188.7
	1,000.00	000100	4.4		162.00	000100	715.6
					165.00	000100	1,311.1
					175.00	013600	2.7

TABLE 8: BASE PRICE PAID TO GROWERS FOR GRAPES CRUSHED AND DELIVERED TO CALIFORNIA PROCESSORS FROM THE 2015 CROP WITH BRIX FACTORS AND PURCHASED TONNAGE, BY TYPE, VARIETY, REPORTING DISTRICT WHERE GROWN, AND WEIGHTED AVERAGE BASE PRICE.

District, Type, and Variety	Base Price	Brix	Tons	District, Type, and Variety	Base Price	Brix	Tons
	Per Ton	Factors			Per Ton	Factors	
	Dollars	Code a/			Dollars	Code a/	
DISTRICT 13 (Cont'd)				Wtd. Avg. Base & Total Tons	350.00		398.6
Cabernet Sauvignon (Cont'd)	210.00	000100	590.5	Grenache *	100.00	000100	2,082.8
	250.00	000100	1,379.5		110.00	000100	862.9
	250.00	017200	818.1		130.00	017400	14.6
	275.00	022500	476.7		150.00	000100	15.4
	300.00	000100	362.0		150.00	017400	19.2
	303.00	000100	4.6		202.00	000100	5.5
	325.00	014100	1.3		225.00	000100	3.6
	325.00	017200	487.7		240.00	017400	38.3
	330.00	000100	111.9		250.00	000100	10,889.9
	350.00	000100	9.1		252.50	000100	41.8
	350.00	062585	7,336.0		277.75	000100	1.1
	350.00	062590	7,482.1		300.00	000100	1,011.6
	360.00	000100	1.5		300.00	037435	3,793.4
	375.00	000100	22.7		320.00	000100	1,228.3
	390.00	000100	22.1		325.00	000100	3,484.2
	395.00	066543	269.5		325.00	037435	1,727.5
	400.00	014100	10.2		350.00	000100	3,470.2
	400.00	017200	6,904.6		350.00	037435	443.5
	400.00	066151	4,901.8		375.00	000100	1,156.8
	400.00	067607	1,150.0		375.00	037435	368.8
	415.00	021200	287.6		400.00	014100	6.0
	415.00	064350	7,172.1		450.00	000100	217.9
	425.00	000100	4,467.6		600.00	000100	5.9
	425.00	056900	139.9		1,000.00	000100	5.7
	425.00	061300	260.3		1,000.00	013600	2.7
	450.00	000100	2,888.5		1,000.00	020800	0.3
	450.00	059545	94.6	Wtd. Avg. Base & Total Tons	279.56		30,897.9
	450.00	061300	240.8	Malbec	330.00	000100	23.0
	450.00	066543	129.6		350.00	000100	54.6
	471.85	000100	2,454.8		350.00	022600	2,175.7
	475.00	000100	397.2		380.00	000100	44.6
	475.00	067153	137.2		400.00	014100	10.6
	481.36	000100	266.1	Wtd. Avg. Base & Total Tons	350.61		2,308.5
	485.00	000100	274.4	Mataro *	400.00	014100	6.1
	485.00	059543	1,062.6		465.00	000100	19.4
	490.00	000100	2,966.1		1,000.00	000100	2.1
	500.00	000100	2,595.3		1,000.00	017800	3.2
	525.00	020800	216.8	Wtd. Avg. Base & Total Tons	544.19		30.8
	550.00	000100	221.1	Merlot	100.00	000100	32.3
	606.00	064440	71.2		100.00	017200	2,449.2
	700.00	000100	69.7		149.21	000100	221.4
Wtd. Avg. Base & Total Tons	378.36		64,310.2		150.00	000100	420.8
Carignane	100.00	017200	162.8		160.00	000100	108.6
	227.25	000100	5.2		200.00	000100	153.2
	250.00	000100	268.2		225.00	000100	7.0
	300.00	048180	4,094.1		250.00	017200	85.9
	325.00	048180	234.3		275.00	000100	19.5
	350.00	000100	775.9		277.75	000100	36.3
	400.00	014100	3.5		300.00	022500	291.6
	400.00	048180	2,197.0		325.00	000100	686.1
	415.00	000100	166.6		325.00	017200	1,025.7
	450.00	017400	70.3		325.00	066151	5,120.0
	500.00	000100	101.6		325.00	067220	1,580.3
Wtd. Avg. Base & Total Tons	333.22		8,079.5		330.00	000100	3,595.1
Carmelian	250.00	000100	1,988.5		340.00	000100	205.1
	265.00	000100	664.3		350.00	000100	197.7
	350.00	000100	99.0		350.00	017200	2,248.4
Wtd. Avg. Base & Total Tons	257.22		2,751.8		350.00	020700	4,756.8
Centurian	350.00	042700	1,056.8		350.00	050200	342.0
	450.00	000100	151.1		350.00	059560	889.6
Wtd. Avg. Base & Total Tons	362.51		1,207.9		360.00	000100	1,122.6
Cinsaut *	325.00	017400	48.0		375.00	000100	2,001.5
Wtd. Avg. Base & Total Tons	325.00		48.0		390.00	021200	546.4
Counoise	1,000.00	009100	1.6		400.00	000100	3,058.9
Wtd. Avg. Base & Total Tons	1,000.00		1.6		400.00	014100	13.7
Gamay (Napa) *	350.00	011100	398.6		400.00	050200	2,416.8
					400.00	058662	20.7
					400.00	066290	162.2

TABLE 8: BASE PRICE PAID TO GROWERS FOR GRAPES CRUSHED AND DELIVERED TO CALIFORNIA PROCESSORS FROM THE 2015 CROP WITH BRIX FACTORS AND PURCHASED TONNAGE, BY TYPE, VARIETY, REPORTING DISTRICT WHERE GROWN, AND WEIGHTED AVERAGE BASE PRICE.

District, Type, and Variety	Base Price	Brix	Tons	District, Type, and Variety	Base Price	Brix	Tons
	Per Ton	Factors			Per Ton	Factors	
	Dollars	Code a/			Dollars	Code a/	
DISTRICT 13 (Cont'd)					250.00	000100	21,677.9
Merlot (Cont'd)	416.50	000100	285.0		250.00	017400	374.4
	421.85	000100	1,364.6		250.00	046000	275.4
	425.00	000100	737.0		250.00	048120	1,811.3
	442.00	000100	598.1		250.00	056900	2,696.5
	465.00	000100	1,277.4		250.00	058664	6,255.5
	465.00	017400	44.3		250.00	058666	459.9
	500.00	017200	175.8		250.00	058674	44.8
Wtd. Avg. Base & Total Tons	341.32		38,297.6		250.00	060405	2,339.9
					250.00	060407	47,170.6
Mission	200.00	000100	2,228.2		250.00	060410	7,955.5
	225.00	000100	950.9		250.00	062414	1,117.6
	250.00	000100	1,880.6		250.00	062416	50.0
	265.00	000100	302.8		250.00	062435	806.4
	275.00	000100	254.3		250.00	062448	2,464.9
	400.00	014100	7.7		260.00	000100	5,055.2
Wtd. Avg. Base & Total Tons	228.11		5,624.5		260.00	058780	5,307.5
					265.00	000100	7,887.4
Muscat Hamburg *	300.00	000100	69.5		265.00	060410	13,244.7
	400.00	000100	3.8		265.00	067170	278.7
	475.00	000100	196.4		275.00	000100	3,419.0
	700.00	000100	79.7		275.00	017400	890.9
	750.00	000100	47.4		275.00	048030	7,003.1
Wtd. Avg. Base & Total Tons	521.67		396.8		275.00	053750	1,059.3
					275.00	056900	1,073.5
Nebbiolo	378.75	000100	5.9		275.00	058664	1,576.9
	404.00	000100	23.4		275.00	058668	2,076.4
	454.50	000100	47.3		275.00	059850	969.8
	485.00	000100	54.6		275.00	060410	12,636.2
Wtd. Avg. Base & Total Tons	454.78		131.2		275.00	062414	24.1
					275.00	062429	1,573.0
Negroamaro	300.00	017200	4.4		280.00	000100	3,629.1
Wtd. Avg. Base & Total Tons	300.00		4.4		280.00	060410	4,259.7
					283.58	017400	713.3
Petit Verdot	360.00	000100	0.5		285.00	000100	492.8
	400.00	014100	5.1		285.00	060410	1,784.6
	450.00	000100	107.8		290.00	060410	397.0
	475.00	000100	413.5		290.88	017200	510.6
	475.00	052500	235.5		296.41	017400	518.3
Wtd. Avg. Base & Total Tons	470.89		762.4		299.97	017400	838.7
					300.00	017400	2,639.6
Petite Sirah	100.00	017200	42.7		300.00	048180	6,460.2
	400.00	014100	3.5		303.00	000100	11.0
	450.00	000100	163.4		303.00	017400	1,899.9
	475.00	000100	637.2		305.61	000100	135.4
	550.00	014100	2.0		306.17	000100	1,282.4
	600.00	000100	1.0		310.00	000100	5,663.4
	1,000.00	000100	0.8		315.00	042700	1,774.8
	1,000.00	024800	1.5		325.00	000100	475.6
Wtd. Avg. Base & Total Tons	452.85		852.1		325.00	016800	4,773.7
					325.00	017200	2,067.9
Pinot Noir	150.00	014100	2.0		328.25	000100	96.2
	300.00	017400	26.3		340.00	000100	396.0
	385.00	000100	5,375.2		350.00	000100	73.9
	390.00	000100	984.0		350.00	048180	819.6
	450.00	000100	4.1		365.00	017590	250.0
	500.00	000100	247.2		400.00	022600	1,042.4
	500.00	017200	3,554.4		475.00	000100	42.3
	500.00	017400	6.3		505.00	064440	91.0
	615.00	000100	892.1		725.00	011700	312.6
	780.00	000100	5.7		264.42		211,702.3
Wtd. Avg. Base & Total Tons	443.38		11,097.3	Wtd. Avg. Base & Total Tons			
				Ruby Cabernet	2.50 c/	032200	1,896.7
Primitivo	360.00	000100	0.5		100.00	017200	132.2
	450.00	000100	1.0		100.00	021000	662.0
	600.00	000100	0.3		100.00	038300	68.4
Wtd. Avg. Base & Total Tons	450.00		1.8		150.00	048470	2,831.5
					200.00	017400	284.6
Royalty	425.00	000100	37.6		225.00	000100	1.1
Wtd. Avg. Base & Total Tons	425.00		37.6		250.00	000100	8,301.1
					252.50	000100	77.6
Rubired *	150.00	000100	7,428.9		265.00	000100	4,593.8
	235.00	000100	1,245.1		267.00	000100	1,945.0

TABLE 8: BASE PRICE PAID TO GROWERS FOR GRAPES CRUSHED AND DELIVERED TO CALIFORNIA PROCESSORS FROM THE 2015 CROP WITH BRIX FACTORS AND PURCHASED TONNAGE, BY TYPE, VARIETY, REPORTING DISTRICT WHERE GROWN, AND WEIGHTED AVERAGE BASE PRICE.

District, Type, and Variety	Base Price	Brix	Tons	District, Type, and Variety	Base Price	Brix	Tons
	Per Ton	Factors			Per Ton	Factors	
	Dollars	Code a/			Dollars	Code a/	
DISTRICT 13 (Cont'd)				Wtd. Avg. Base & Total Tons	450.00		396.8
Ruby Cabernet (Cont'd)	275.00	000100	2,270.6	Tempranillo *	200.00	000100	489.1
	300.00	000100	486.5		325.00	000100	5,475.5
	300.00	016900	6,791.9		400.00	014100	3.1
	300.00	048470	9,780.3		425.00	000100	295.6
	303.00	000100	273.2		450.00	000100	4.0
	325.00	000100	437.7		500.00	000100	6.9
	325.00	014100	8.1		600.00	000100	3.4
	325.00	052500	315.9		650.00	000100	7.0
	350.00	000100	3,269.3	Wtd. Avg. Base & Total Tons	320.79		6,284.6
	350.00	017200	601.7	Teroldego	1,200.00	000100	3.0
	350.00	048470	687.4		2,678.00	014100	2.1
	350.00	063600	123.3	Wtd. Avg. Base & Total Tons	1,808.59		5.1
	360.00	063600	2,677.3	Tinta Cao	150.00	000100	73.7
	362.00	000100	883.6		325.00	000100	420.0
	380.00	000100	591.1	Wtd. Avg. Base & Total Tons	298.88		493.7
	400.00	000100	1,403.8	Tinta Madeira	500.00	000100	11.8
	450.00	000100	165.3	Wtd. Avg. Base & Total Tons	500.00		11.8
Wtd. Avg. Base & Total Tons	287.02 d/		51,561.0	Touriga Nacional *	325.00	000100	387.9
				Wtd. Avg. Base & Total Tons	325.00		387.9
Sangiovese *	250.00	000100	24.7	Zinfandel	85.00	000100	394.4
	265.00	000100	179.4		90.00	000100	335.2
	353.50	000100	22.7		100.00	009100	4,128.4
	500.00	000100	8.6		110.00	000100	4,507.8
Wtd. Avg. Base & Total Tons	280.55		235.4		150.00	000100	1,540.8
Segalin	400.00	017200	503.6		150.00	013600	5.3
Wtd. Avg. Base & Total Tons	400.00		503.6		150.00	017400	46.8
Souzao	350.00	020700	99.5		200.00	000100	248.7
	500.00	000100	8.9		250.00	000100	8,782.7
Wtd. Avg. Base & Total Tons	362.32		108.4		250.00	001000	999.9
Syrah *	100.00	000100	1,287.9		250.00	009100	213.8
	100.00	017200	2,244.7		250.00	033960	4,719.5
	150.00	014100	5.6		250.00	062590	2,396.5
	150.00	059560	565.9		252.50	000100	34.2
	200.00	000100	145.5		255.00	000100	7,342.7
	225.00	000100	18.2		255.00	033625	6,589.7
	227.25	000100	166.8		260.00	000100	843.9
	250.00	017200	50.4		265.00	006075	314.3
	275.00	000100	504.3		275.00	000100	19,452.8
	300.00	020700	2,006.4		275.00	005350	14,829.2
	300.00	050200	527.7		275.00	033290	1,386.9
	325.00	014100	7.8		275.00	033980	14,034.9
	325.00	017200	920.7		285.00	000100	5,259.6
	350.00	017200	1,963.7		300.00	000100	1,016.2
	350.00	050200	303.4		300.00	009100	5,614.8
	350.00	058680	1,542.9		300.00	033980	51.3
	350.00	063550	6,781.5		310.00	000100	4,653.5
	375.00	000100	157.3		312.06	000100	385.0
	375.00	062414	303.9		315.00	000100	9,184.4
	400.00	000100	2,179.9		315.00	006830	1,613.8
	400.00	014100	2.1		315.13	000100	2,278.7
	400.00	058664	1,015.0		318.44	000100	627.9
	400.00	062416	624.3		321.22	000100	289.2
	425.00	000100	1,479.0		325.00	000100	2,782.9
	425.00	058664	1,593.7		325.00	033290	282.4
	425.00	070232	215.1		325.00	033980	7,171.5
	442.00	000100	174.2		335.00	000100	314.8
	450.00	000100	558.3		350.00	000100	5,613.4
	500.00	000100	1,285.1		350.00	009100	502.5
	515.00	000100	782.9		350.00	033290	1,463.4
	550.00	000100	861.5		350.00	033980	10,887.7
	600.00	000100	2.8		360.00	000100	988.1
	700.00	000100	45.1		366.77	005600	957.0
	735.00	000100	216.2		366.82	000100	240.5
	1,000.00	000100	4.7		375.00	000100	462.4
	1,000.00	024500	1.1		378.75	000100	22.0
Wtd. Avg. Base & Total Tons	346.20		30,545.6		400.00	000100	5,337.4
Tannat	450.00	000100	73.2				
	450.00	061300	323.6				

TABLE 8: BASE PRICE PAID TO GROWERS FOR GRAPES CRUSHED AND DELIVERED TO CALIFORNIA PROCESSORS FROM THE 2015 CROP WITH BRIX FACTORS AND PURCHASED TONNAGE, BY TYPE, VARIETY, REPORTING DISTRICT WHERE GROWN, AND WEIGHTED AVERAGE BASE PRICE.

District, Type, and Variety	Base Price	Brix	Tons	District, Type, and Variety	Base Price	Brix	Tons
	Per Ton	Factors			Per Ton	Factors	
	Dollars	Code a/			Dollars	Code a/	
DISTRICT 13 (Cont'd)					268.00	000100	2,264.0
Zinfandel (Cont'd)	400.00	014100	16.7		270.00	000100	1,251.4
	450.00	000100	128.6		285.76	017200	1,038.5
	550.00	058780	576.4		300.00	048180	469.7
	900.00	000100	16.4		300.08	000100	4,789.1
	1,300.00	020800	2.0		345.00	000100	1,348.4
Wtd. Avg. Base & Total Tons	283.88		161,888.9		350.00	000100	3,503.6
					370.00	000100	232.6
Other Red b/	100.00	017200	29.6	Wtd. Avg. Base & Total Tons	450.00	000100	612.3
	110.00	000100	6,055.9		274.55		32,516.6
	129.72	000100	494.2				
	134.51	000100	159.4	Pinot Gris *	400.00	000100	24.7
	144.59	000100	1,229.9		400.00	013400	17,577.6
	146.17	000100	374.2		425.00	013400	5,805.3
	149.50	000100	1,215.7		445.00	000100	869.6
	265.00	000100	681.0		450.00	013000	319.7
	300.00	017200	7.8		600.00	000100	418.9
	400.00	011100	168.1	Wtd. Avg. Base & Total Tons	411.35		25,015.8
	400.00	017200	1,691.0				
Wtd. Avg. Base & Total Tons	173.07		12,106.8	Sauvignon Blanc	300.00	017200	3,390.1
				Wtd. Avg. Base & Total Tons	300.00		3,390.1
DISTRICT 14							
RAISIN GRAPES				Other White b/	110.00	000100	697.7
Thompson Seedless	150.00	038300	442.4		200.00	000100	406.9
	180.00	000100	14.2	Wtd. Avg. Base & Total Tons	143.15		1,104.6
Wtd. Avg. Base & Total Tons	150.93		456.6				
TABLE GRAPES				WINE GRAPES (RED)			
Ruby Seedless *	150.00	001700	99.0	Barbera	350.00	000100	326.9
Wtd. Avg. Base & Total Tons	150.00		99.0	Wtd. Avg. Base & Total Tons	350.00		326.9
WINE GRAPES (WHITE)							
Chardonnay *	210.00	000100	2,412.0	Cabernet Franc	300.00	022600	131.1
	225.00	017200	10,011.8	Wtd. Avg. Base & Total Tons	300.00		131.1
	250.00	015150	1,100.4				
	250.00	017200	11,602.6	Cabernet Sauvignon	210.00	000100	4,993.2
	350.00	000100	549.8		270.00	000100	8.7
	350.00	015500	250.9		275.00	000100	80.9
	350.00	017200	644.8		290.00	000100	94.5
	350.00	044490	800.7		315.00	000100	2,934.6
	500.00	000100	1,490.6		325.00	000100	498.7
	600.00	010700	446.0		340.00	000100	1,000.1
Wtd. Avg. Base & Total Tons	263.87		29,309.6		350.00	022600	1,897.8
					350.00	062585	770.1
French Colombard	150.00	038300	2,655.3		365.00	000100	1,996.6
	225.00	000100	127.0		400.00	000100	30.8
	225.00	011100	4,549.8	Wtd. Avg. Base & Total Tons	400.00	021000	239.1
	250.00	000100	9,356.1		295.47		14,545.1
	250.00	010600	190.5				
	250.00	037435	3,687.8	Carignane	350.00	000100	1,361.3
	253.00	000100	1,494.6	Wtd. Avg. Base & Total Tons	350.00		1,361.3
	259.02	000100	2,975.5				
	262.00	000100	763.7	Grenache *	285.00	000100	855.6
	262.00	009100	1,698.3		1,000.00	000100	1.0
	268.00	000100	1,530.0	Wtd. Avg. Base & Total Tons	285.83		856.6
	275.00	000100	688.9				
	275.00	012400	700.8	Merlot	210.00	000100	418.6
	300.00	000100	6,455.4		350.00	017200	12,987.7
	400.00	000100	4.0		350.00	020700	929.1
Wtd. Avg. Base & Total Tons	251.74		36,877.7		350.00	050200	383.6
					400.00	000100	136.9
Muscat Blanc *	200.00	017200	329.1	Wtd. Avg. Base & Total Tons	346.52		14,855.9
	250.00	017200	954.3				
	300.00	017200	7,630.9	Petite Sirah	475.00	000100	249.4
	450.00	000100	299.4	Wtd. Avg. Base & Total Tons	475.00		249.4
Wtd. Avg. Base & Total Tons	296.12		9,213.7				
				Pinot Noir	450.00	020700	35.8
Muscat of Alexandria	110.00	000100	557.9		500.00	017200	10,477.2
	150.00	000100	277.5	Wtd. Avg. Base & Total Tons	499.83		10,513.0
	160.00	000100	177.0				
	200.00	045600	1,818.6	Rubired *	150.00	000100	415.7
	250.00	000100	12,580.4		150.00	045600	225.9
	260.00	000100	1,595.6		185.00	045600	1,560.3
					250.00	000100	1,181.3
					250.00	046000	101.6

TABLE 8: BASE PRICE PAID TO GROWERS FOR GRAPES CRUSHED AND DELIVERED TO CALIFORNIA PROCESSORS FROM THE 2015 CROP WITH BRIX FACTORS AND PURCHASED TONNAGE, BY TYPE, VARIETY, REPORTING DISTRICT WHERE GROWN, AND WEIGHTED AVERAGE BASE PRICE.

District, Type, and Variety	Base Price	Brix	Tons	District, Type, and Variety	Base Price	Brix	Tons
	Per Ton	Factors			Per Ton	Factors	
	Dollars	Code a/			Dollars	Code a/	
DISTRICT 14 (Cont'd)				Wtd. Avg. Base & Total Tons			
Rubired * (Cont'd)	250.00	053750	1,432.5		1,100.00		1.0
	250.00	056900	1,027.4	Grenache *	1,100.00	000100	19.0
	250.00	058664	3,121.0		1,100.00	017400	4.0
	250.00	060405	1,508.2	Wtd. Avg. Base & Total Tons	1,100.00		23.0
	250.00	060407	19,461.5				
	265.00	060410	832.9	Mission	300.00	000100	8.5
	268.00	060410	1,072.5	Wtd. Avg. Base & Total Tons	300.00		8.5
	275.00	000100	885.1				
	275.00	017400	251.4	Syrah *	1,100.00	017400	2.0
	275.00	048030	1,460.3	Wtd. Avg. Base & Total Tons	1,100.00		2.0
	275.00	060410	1,494.0				
	277.86	000100	327.1	Tempranillo *	1,100.00	017400	2.0
	277.86	017200	3,203.3	Wtd. Avg. Base & Total Tons	1,100.00		2.0
	300.00	016900	159.0				
	300.00	017200	4,670.2	Zinfandel	450.00	000100	58.1
	300.00	017400	511.4		1,650.00	027600	9.6
	300.00	048180	4,580.5		2,145.00	000100	1.3
	325.00	000100	578.4	Wtd. Avg. Base & Total Tons	648.89		69.0
	325.00	016800	194.6				
Wtd. Avg. Base & Total Tons	262.35		50,256.1	Other Red b/	200.00	000100	8.0
				Wtd. Avg. Base & Total Tons	200.00		8.0
Ruby Cabernet	100.00	000100	148.3	DISTRICT 16			
	275.00	000100	740.2	WINE GRAPES (WHITE)			
	300.00	016900	1,022.8	Albarino	1,500.00	000100	8.4
	300.00	022500	73.1	Wtd. Avg. Base & Total Tons	1,500.00		8.4
	325.00	048470	867.0				
	350.00	000100	1,941.4	Arneis	1,704.25	017000	2.8
	350.00	017200	4,380.3		1,900.00	000100	20.4
	350.00	017800	309.0	Wtd. Avg. Base & Total Tons	1,876.38		23.2
	350.00	048470	617.0				
	400.00	000100	1,624.7	Chardonnay *	1,000.00	011400	0.2
	454.50	060420	404.2		1,500.00	000100	6.3
Wtd. Avg. Base & Total Tons	346.24		12,128.0		1,500.00	009000	9.7
					1,560.00	000100	5.3
Salvador	315.00	041500	351.1		1,580.00	000100	2.7
Wtd. Avg. Base & Total Tons	315.00		351.1		1,700.00	024300	2.8
					1,800.00	000100	14.9
Sangiovese *	300.00	016800	141.6		1,900.00	000100	12.5
Wtd. Avg. Base & Total Tons	300.00		141.6		3,900.00	013800	2.6
				Wtd. Avg. Base & Total Tons	1,793.05		57.0
Syrah *	300.00	020700	38.1				
	335.00	000100	239.0	Fiano	1,900.00	000100	2.1
	350.00	050200	266.0	Wtd. Avg. Base & Total Tons	1,900.00		2.1
	400.00	000100	284.5				
	400.00	017200	431.5	Gewurztraminer	1,400.00	000100	5.0
Wtd. Avg. Base & Total Tons	374.07		1,259.1	Wtd. Avg. Base & Total Tons	1,400.00		5.0
Zinfandel	225.00	007600	1,078.5	Grenache Blanc	1,480.00	000100	10.5
	300.00	005350	830.7		1,500.00	017000	3.1
	300.00	009100	23,365.4	Wtd. Avg. Base & Total Tons	1,484.56		13.6
	318.00	000100	4,108.5				
	325.00	033980	589.3	Malvasia Bianca	1,000.00	000100	2.0
	327.77	000100	672.5		1,154.64	017000	3.8
	350.00	007600	621.7	Wtd. Avg. Base & Total Tons	1,101.32		5.8
	500.00	024800	1,127.0				
	1,000.00	000100	1.0	Marsanne	1,400.00	000100	0.3
Wtd. Avg. Base & Total Tons	308.76		32,394.6		1,500.00	017000	3.0
				Wtd. Avg. Base & Total Tons	1,490.91		3.3
Other Red b/	110.00	000100	412.1				
	137.36	000100	1,801.5	Muscat Blanc *	900.00	006650	1.0
Wtd. Avg. Base & Total Tons	132.27		2,213.6		1,000.00	000100	1.1
					1,100.00	000100	2.0
					1,200.00	000100	1.8
DISTRICT 15					1,235.00	000100	4.5
WINE GRAPES (WHITE)					1,365.00	000100	2.0
Chardonnay *	736.00	000100	2.7		1,403.00	000100	0.8
Wtd. Avg. Base & Total Tons	736.00		2.7		1,450.00	022700	11.0
					1,700.00	000100	4.1
WINE GRAPES (RED)					1,706.78	000100	3.0
Cabernet Franc	1,000.00	017400	1.5		1,750.00	000100	0.8
Wtd. Avg. Base & Total Tons	1,000.00		1.5		1,900.00	000100	37.1
Cabernet Sauvignon	1,100.00	017400	1.0				

TABLE 8: BASE PRICE PAID TO GROWERS FOR GRAPES CRUSHED AND DELIVERED TO CALIFORNIA PROCESSORS FROM THE 2015 CROP WITH BRIX FACTORS AND PURCHASED TONNAGE, BY TYPE, VARIETY, REPORTING DISTRICT WHERE GROWN, AND WEIGHTED AVERAGE BASE PRICE.

District, Type, and Variety	Base Price	Brix	Tons	District, Type, and Variety	Base Price	Brix	Tons
	Per Ton	Factors			Per Ton	Factors	
	Dollars	Code a/			Dollars	Code a/	
DISTRICT 16 (Cont'd)				Wtd. Avg. Base & Total Tons	1,406.47		62.3
Muscat Blanc * (Cont'd)				White Riesling *	1,200.00	000100	0.1
Wtd. Avg. Base & Total Tons	1,671.97		69.2		1,250.00	000100	8.9
Muscat Orange	1,200.00	000100	1.1		1,250.00	013100	8.0
Wtd. Avg. Base & Total Tons	1,200.00		1.1		1,329.00	000100	6.4
Muscat of Alexandria	1,500.00	020800	1.5		1,450.00	000100	6.6
Wtd. Avg. Base & Total Tons	1,500.00		1.5		1,625.00	000100	5.1
Palomino *	1,000.00	000100	2.2	Wtd. Avg. Base & Total Tons	1,750.00	000100	4.3
Wtd. Avg. Base & Total Tons	1,000.00		2.2		1,399.32		39.4
Picpoul Blanc	2,000.00	010900	0.6	Other White b/	1,200.00	000100	2.0
Wtd. Avg. Base & Total Tons	2,000.00		0.6	Wtd. Avg. Base & Total Tons	1,900.00	000100	9.3
Pinot Gris *	800.00	000100	6.5		1,776.11		11.3
	871.00	000100	2.7	WINE GRAPES (RED)			
	1,300.00	018900	10.0	Aglianico	1,000.00	000100	1.0
	1,425.53	017000	3.5		2,100.00	000100	8.9
	1,500.00	000100	8.9		2,220.00	000100	1.1
	1,500.00	013100	3.8	Wtd. Avg. Base & Total Tons	2,012.00		11.0
	1,700.00	000100	4.3	Aleatico	2,001.30	025100	0.8
	1,750.00	000100	1.8	Wtd. Avg. Base & Total Tons	2,001.30		0.8
	1,900.00	000100	16.8	Alicante Bouschet *	300.00	000100	3.0
Wtd. Avg. Base & Total Tons	1,491.78		58.3		1,500.00	000100	0.2
Roussanne	1,121.00	000100	8.8		1,800.00	000100	1.9
	1,400.00	000100	0.4	Wtd. Avg. Base & Total Tons	905.88		5.1
	1,500.00	020700	7.7	Barbera	1,200.00	000100	4.3
	1,650.00	000100	4.0		1,300.00	000100	9.1
	1,700.00	000100	16.3		1,300.00	017000	0.8
Wtd. Avg. Base & Total Tons	1,513.03		37.2		1,400.00	000100	3.4
Sauvignon Blanc	1,000.00	013100	0.3		1,500.00	000100	1.0
	1,000.00	020800	1.1		1,567.65	000100	1.7
	1,150.00	000100	7.6		1,600.00	017200	1.0
	1,200.00	021200	1.3		1,600.00	021000	4.9
	1,250.00	013800	0.5		1,750.00	000100	5.0
	1,300.00	024300	1.3		1,766.50	000100	4.8
	1,400.00	010900	0.3		1,800.00	000100	4.0
	1,400.00	018900	1.6		2,100.00	000100	6.1
	1,423.58	000100	0.8	Wtd. Avg. Base & Total Tons	1,597.27		46.1
	1,434.00	000100	3.1	Cabernet Franc	1,050.00	000100	11.0
	1,500.00	000100	4.4		1,100.00	000100	1.0
	1,550.00	000100	1.5		1,187.00	024300	2.9
	1,600.00	000100	4.6		1,292.00	000100	8.2
	1,750.00	000100	2.1		1,400.00	000100	6.0
	1,765.00	000100	2.3		1,404.00	000100	8.7
Wtd. Avg. Base & Total Tons	1,410.94		32.8		1,404.49	013600	0.6
Verdelho	1,600.00	000100	7.3		1,420.00	021200	1.8
Wtd. Avg. Base & Total Tons	1,600.00		7.3		1,500.00	000100	7.5
Vermentino *	1,900.00	000100	18.2		1,500.00	024500	2.5
	2,094.55	000100	3.7		1,500.00	024600	0.9
Wtd. Avg. Base & Total Tons	1,932.87		21.9		1,550.00	024500	6.0
Viognier	1,000.00	000100	1.3		1,600.00	000100	4.7
	1,100.00	000100	4.1		1,600.00	020800	2.5
	1,200.00	011400	2.8		1,750.00	000100	8.8
	1,300.00	000100	0.2		1,850.00	000100	5.9
	1,329.00	000100	0.9	Wtd. Avg. Base & Total Tons	2,100.00	000100	9.7
	1,350.00	000100	2.4		1,516.97		88.7
	1,350.00	020700	14.9	Cabernet Sauvignon	400.00	000100	0.7
	1,366.79	000100	1.0		800.00	000100	3.4
	1,400.00	013600	0.3		960.00	013800	1.0
	1,400.00	020600	1.5		1,000.00	000100	7.2
	1,450.00	000100	3.2		1,000.00	013600	0.3
	1,450.00	020800	14.0		1,000.00	017200	1.0
	1,500.00	000100	10.8		1,100.00	000100	2.6
	1,750.00	000100	4.1		1,100.00	017200	0.4
	1,800.00	007600	0.4		1,200.00	000100	1.0
	1,800.00	018900	0.4		1,231.00	000100	3.4
					1,250.00	000100	0.9

TABLE 8: BASE PRICE PAID TO GROWERS FOR GRAPES CRUSHED AND DELIVERED TO CALIFORNIA PROCESSORS FROM THE 2015 CROP WITH BRIX FACTORS AND PURCHASED TONNAGE, BY TYPE, VARIETY, REPORTING DISTRICT WHERE GROWN, AND WEIGHTED AVERAGE BASE PRICE.

District, Type, and Variety	Base Price	Brix	Tons	District, Type, and Variety	Base Price	Brix	Tons
	Per Ton	Factors			Per Ton	Factors	
	Dollars	Code a/			Dollars	Code a/	
DISTRICT 16 (Cont'd)					1,050.00	020800	1.0
Cabernet Sauvignon (Cont'd)	1,300.00	000100	0.2		1,200.00	000100	0.5
	1,300.00	021000	0.8		1,250.00	000100	1.3
	1,350.00	024600	2.4		1,300.00	000100	5.5
	1,353.00	000100	0.6		1,350.00	000100	15.8
	1,400.00	000100	5.9		1,352.00	000100	1.3
	1,400.00	020800	2.0		1,500.00	000100	0.2
	1,404.49	000100	1.3		1,500.00	020800	1.0
	1,450.00	000100	0.9		1,600.00	000100	1.3
	1,474.40	013600	2.5		1,700.00	000100	0.3
	1,475.00	000100	10.0		2,000.00	000100	0.6
	1,481.00	000100	1.0	Wtd. Avg. Base & Total Tons	1,189.73		54.3
	1,500.00	000100	11.5				
	1,500.00	024500	15.0	Mataro *	932.00	000100	5.2
	1,525.00	023880	2.9		1,000.00	000100	0.8
	1,550.00	000100	1.0		1,400.00	000100	9.9
	1,600.00	000100	12.0		1,436.00	000100	3.6
	1,600.00	024500	2.0		1,500.00	000100	1.5
	1,700.00	013600	1.9		1,500.00	020800	8.9
	1,750.00	000100	23.6		1,600.00	000100	4.0
	1,750.00	024500	10.0		1,600.00	017200	1.5
	1,800.00	000100	4.0		1,699.36	000100	1.3
	1,961.00	000100	0.7		1,750.00	000100	7.2
	1,980.00	021200	12.0		1,750.00	013600	3.6
	2,000.00	000100	4.0		1,750.00	020800	0.9
	2,100.00	000100	13.0		1,750.00	024600	0.9
	3,200.00	000100	1.6		1,800.00	000100	8.5
Wtd. Avg. Base & Total Tons	1,606.77		164.7	Wtd. Avg. Base & Total Tons	1,533.48		57.8
Carignane	1,300.00	000100	10.6	Merlot	800.00	013800	2.0
Wtd. Avg. Base & Total Tons	1,300.00		10.6		925.00	000100	3.5
					1,000.00	000100	2.2
Carmenere	1,200.00	000100	0.2		1,000.00	017200	1.0
Wtd. Avg. Base & Total Tons	1,200.00		0.2		1,050.00	000100	2.2
					1,100.00	017200	0.3
Cinsaut *	1,173.00	000100	10.0		1,250.00	024600	0.9
	1,366.00	000100	2.2		1,300.00	021000	0.8
	1,450.00	000100	0.7		1,350.00	000100	3.5
	1,500.00	000100	11.3		1,350.00	017600	1.8
	1,500.00	020800	10.5		1,397.42	000100	1.1
	1,650.00	000100	7.2		1,397.42	013600	3.6
	1,700.00	000100	2.8		1,400.00	000100	10.7
Wtd. Avg. Base & Total Tons	1,456.16		44.7		1,400.00	013600	1.6
					1,500.00	000100	5.0
Counoise	1,200.00	000100	1.1		1,500.00	017400	3.0
	1,400.00	013100	1.0		1,500.00	024500	39.0
	1,450.00	000100	0.9		1,600.00	000100	4.0
Wtd. Avg. Base & Total Tons	1,341.67		3.0		1,600.00	013600	1.0
					1,600.00	020800	2.0
Dolcetto	1,000.00	000100	2.7		1,600.00	021200	20.1
	2,100.00	000100	14.8		1,700.00	023740	4.6
Wtd. Avg. Base & Total Tons	1,930.29		17.5		1,750.00	000100	2.7
					1,800.00	000100	4.0
Grenache *	1,000.00	000100	0.7		2,000.00	013600	0.5
	1,200.00	000100	2.9		2,000.00	021200	1.5
	1,300.00	000100	4.1		2,400.00	021000	1.4
	1,400.00	000100	2.0	Wtd. Avg. Base & Total Tons	1,489.92		124.0
	1,450.00	000100	1.8				
	1,475.00	000100	5.1	Mission	1,000.00	000100	0.2
	1,500.00	000100	13.5	Wtd. Avg. Base & Total Tons	1,000.00		0.2
	1,500.00	020800	14.0				
	1,600.00	000100	7.1	Montepulciano	1,250.00	020800	3.2
	1,600.00	001000	4.8		1,750.00	020800	3.0
	1,600.00	020800	1.5		2,000.00	000100	1.0
	1,700.00	000100	12.6		2,100.00	000100	31.0
	1,800.00	000100	5.4	Wtd. Avg. Base & Total Tons	1,998.69		38.2
	1,800.00	013800	1.0				
	1,818.93	021000	2.2	Nebbiolo	1,750.00	000100	1.5
	1,900.00	000100	8.6		1,900.00	020800	1.0
	2,100.00	000100	0.5	Wtd. Avg. Base & Total Tons	1,810.00		2.5
Wtd. Avg. Base & Total Tons	1,588.43		87.8				
Malbec	1,000.00	000100	25.5	Negroamaro	1,200.00	021000	1.2
				Wtd. Avg. Base & Total Tons	1,200.00		1.2

TABLE 8: BASE PRICE PAID TO GROWERS FOR GRAPES CRUSHED AND DELIVERED TO CALIFORNIA PROCESSORS FROM THE 2015 CROP WITH BRIX FACTORS AND PURCHASED TONNAGE, BY TYPE, VARIETY, REPORTING DISTRICT WHERE GROWN, AND WEIGHTED AVERAGE BASE PRICE.

District, Type, and Variety	Base Price	Brix	Tons	District, Type, and Variety	Base Price	Brix	Tons
	Per Ton	Factors			Per Ton	Factors	
	Dollars	Code a/			Dollars	Code a/	
DISTRICT 16 (Cont'd)					2,200.00	021000	2.8
Nero D'Avola *	2,100.00	000100	0.8		2,664.00	000100	2.5
Wtd. Avg. Base & Total Tons	2,100.00		0.8	Wtd. Avg. Base & Total Tons	1,815.13		130.3
Petit Verdot	1,000.00	000100	1.2	Syrah *	400.00	000100	0.9
	1,350.00	024600	1.2		715.00	000100	7.0
	1,450.00	020800	1.8		800.00	013800	2.0
	1,500.00	024500	1.0		900.00	017400	2.5
	1,603.00	000100	0.4		1,000.00	017200	6.5
	1,700.00	000100	1.2		1,100.00	017200	0.6
	1,850.00	000100	1.3		1,100.00	023400	3.0
	2,100.00	000100	14.1		1,300.00	000100	2.1
Wtd. Avg. Base & Total Tons	1,875.05		22.2		1,300.00	024500	0.8
					1,350.00	000100	1.7
Petite Sirah	1,000.00	000100	0.4		1,400.00	023400	7.4
	1,050.00	000100	6.1		1,450.00	000100	1.9
	1,100.00	000100	2.4		1,450.00	024600	1.0
	1,275.00	000100	2.0		1,476.32	000100	1.9
	1,292.00	000100	6.0		1,477.00	000100	1.5
	1,500.00	000100	15.8		1,477.56	000100	2.5
	1,550.00	000100	0.9		1,477.56	013600	1.8
	1,600.00	024500	12.2		1,477.66	013600	1.0
	1,650.00	000100	1.3		1,500.00	000100	6.5
	1,800.00	000100	5.8		1,500.00	013600	3.8
	2,000.00	000100	4.0		1,500.00	024500	6.4
	2,000.00	021200	4.0		1,500.00	024600	1.2
	2,100.00	000100	6.1		1,550.00	024500	33.7
Wtd. Avg. Base & Total Tons	1,578.46		67.0		1,600.00	020800	1.0
					1,650.00	000100	3.7
Pinot Noir	1,000.00	000100	3.8		1,700.00	000100	7.2
	1,500.00	000100	3.2		1,700.00	013600	2.0
	1,500.00	020800	2.4		1,785.00	000100	0.5
Wtd. Avg. Base & Total Tons	1,297.87		9.4		1,800.00	000100	10.4
					2,000.00	000100	3.0
Primitivo	1,000.00	000100	4.5		2,100.00	000100	0.3
	1,200.00	024500	3.6	Wtd. Avg. Base & Total Tons	3,200.00	021200	1.4
	1,300.00	017000	0.4		1,464.69		127.2
	1,360.68	024500	4.0	Tannat	1,600.00	000100	0.5
	1,700.00	000100	2.7	Wtd. Avg. Base & Total Tons	1,600.00		0.5
Wtd. Avg. Base & Total Tons	1,274.52		15.2	Tempranillo *	925.00	000100	5.4
					1,000.00	000100	4.2
Rubired *	700.00	000100	2.5		1,100.00	000100	1.0
	1,500.00	000100	1.9		1,178.00	022600	4.3
Wtd. Avg. Base & Total Tons	1,045.45		4.4		1,200.00	000100	3.5
					1,200.00	013600	1.0
Sagrantino	1,285.00	020800	1.8		1,400.00	000100	1.1
Wtd. Avg. Base & Total Tons	1,285.00		1.8		1,450.00	000100	2.2
Salvador	1,550.00	024500	1.0		1500	000100	2.2
Wtd. Avg. Base & Total Tons	1,550.00		1.0		1580	000100	7.9
					1700.00	000100	5.9
Sangiovese *	1,000.00	000100	5.7		1,800.00	022600	3.5
	1,300.00	021000	0.9		1,850.00	000100	1
	1,325.00	020600	2.0		2100.00	000100	2.7
	1,350.00	021200	1.2	Wtd. Avg. Base & Total Tons	1,417.66		46.6
	1,400.00	000100	1.6				
	1,500.00	000100	7.3	Tinta Cao	1,800.00	000100	2.3
	1,500.00	024600	1.2	Wtd. Avg. Base & Total Tons	1,800.00		2.3
	1,533.90	013600	0.7				
	1,533.99	000100	3.4	Touriga Nacional *	1,800.00	000100	1.6
	1,550.00	023880	11.7	Wtd. Avg. Base & Total Tons	1,800.00		1.6
	1,650.00	000100	7.9				
	1,750.00	000100	3.8	Zinfandel	450.00	000100	8.0
	1,750.00	010900	4.1		1,200.00	000100	4.1
	1,800.00	000100	15.8		1,260.00	000100	0.5
	1,800.00	011100	2.5		1,300.00	000100	2.6
	1,800.00	013600	1.0		1,300.00	021000	1.0
	1,900.00	000100	5.7		1,400.00	000100	5.0
	1,967.66	000100	4.4		1,421.00	000100	4.0
	2,000.00	000100	4.1		1,421.10	000100	1.4
	2,000.00	021200	1.5		1,500.00	000100	1.9
	2,100.00	000100	38.5				

TABLE 8: BASE PRICE PAID TO GROWERS FOR GRAPES CRUSHED AND DELIVERED TO CALIFORNIA PROCESSORS FROM THE 2015 CROP WITH BRIX FACTORS AND PURCHASED TONNAGE, BY TYPE, VARIETY, REPORTING DISTRICT WHERE GROWN, AND WEIGHTED AVERAGE BASE PRICE.

District, Type, and Variety	Base Price	Brix	Tons	District, Type, and Variety	Base Price	Brix	Tons
	Per Ton	Factors			Per Ton	Factors	
	Dollars	Code a/			Dollars	Code a/	
DISTRICT 16 (Cont'd)					1,200.00	024500	3.0
Zinfandel (Cont'd)	1,500.00	017400	0.5		1,250.00	020800	1.2
	1,600.00	000100	3.0	Wtd. Avg. Base & Total Tons	598.56		37,646.7
	1,650.00	027600	15.6				
	1,900.00	003100	0.3	Chenin Blanc	200.00	000100	166.1
	2,000.00	000100	2.0		225.00	013600	144.8
	2,000.00	017400	2.8		300.00	013100	1,072.0
	2,100.00	000100	10.2		350.00	000100	277.2
Wtd. Avg. Base & Total Tons	1,498.15		62.9		350.00	020800	48.4
					375.00	000100	2,141.1
Other Red b/	200.00	000100	14.5		400.00	000100	1,640.2
	1,510.00	000100	1.5		415.00	000100	1,040.0
Wtd. Avg. Base & Total Tons	322.81		16.0		435.00	000100	48.1
					438.63	007600	364.4
DISTRICT 17					450.00	000100	338.4
TABLE GRAPES					450.00	038210	295.8
Other Table b/	150.00	038300	44.2		500.00	000100	205.3
Wtd. Avg. Base & Total Tons	150.00		44.2		500.00	009200	1,053.7
					550.00	000100	10.7
WINE GRAPES (WHITE)					562.00	000100	1,625.4
Albarino	650.00	000100	169.5		600.00	000100	502.2
	670.00	000100	153.4		625.00	000100	331.1
	700.00	000100	241.9		650.00	000100	196.4
	900.00	000100	3.0		675.00	000100	77.8
	1,100.00	000100	18.3		775.00	000100	3.0
	1,400.00	000100	1.9		775.00	017000	3.5
	1,400.00	011300	6.5		900.00	000100	4.9
Wtd. Avg. Base & Total Tons	701.22		594.5		1,000.00	000100	4.2
					1,275.00	017200	6.3
Chardonnay *	175.00	000100	70.4	Wtd. Avg. Base & Total Tons	441.09		11,601.0
	175.00	044490	129.7				
	200.00	000100	260.9	Cortese	700.00	000100	3.0
	250.00	017200	1,032.8		900.00	000100	3.0
	300.00	000100	220.5	Wtd. Avg. Base & Total Tons	800.00		6.0
	300.00	020800	12.0				
	350.00	017400	122.1	Fiano	700.00	000100	3.3
	383.80	055560	196.9	Wtd. Avg. Base & Total Tons	700.00		3.3
	383.80	064440	214.2				
	400.00	000100	488.0	Gewurztraminer	250.00	000100	159.0
	400.00	005350	133.3		310.00	000100	17.7
	445.00	000100	393.5		550.00	000100	166.6
	450.00	000100	2,209.0		600.00	000100	1,411.0
	454.15	000100	37.3		615.00	000100	600.0
	500.00	000100	1,316.8		620.00	000100	427.0
	500.00	017000	1,252.1		650.00	000100	555.2
	500.00	044490	538.8		700.00	000100	690.3
	525.00	000100	415.7		725.00	000100	12.2
	533.43	000100	262.4		800.00	000100	1.0
	550.00	000100	3,968.7		1,100.00	017200	1.2
	565.60	000100	73.6	Wtd. Avg. Base & Total Tons	611.76		4,041.2
	575.00	000100	245.3				
	600.00	000100	5,190.2	Grenache Blanc	1,250.00	000100	22.2
	600.00	007600	489.5	Wtd. Avg. Base & Total Tons	1,250.00		22.2
	600.00	013800	5.0				
	600.00	017000	3,177.2	Gruner Veltliner	650.00	000100	17.6
	615.00	000100	1,192.4		670.00	000100	43.7
	615.10	000100	72.0	Wtd. Avg. Base & Total Tons	664.26		61.3
	620.00	000100	314.3				
	625.12	013400	69.8	Muscat Blanc *	250.00	000100	22.8
	634.64	013400	487.1		395.00	000100	68.7
	635.00	000100	419.8		700.00	000100	24.5
	650.00	000100	2,880.2		781.04	000100	86.9
	675.00	000100	242.8		800.00	000100	2.1
	700.00	000100	4,979.5		900.00	000100	7.0
	750.00	000100	349.8		923.11	000100	2.5
	775.00	000100	299.4		1,150.00	017400	1.8
	800.00	000100	334.5	Wtd. Avg. Base & Total Tons	602.02		216.3
	800.00	009400	108.9				
	837.25	013400	113.7	Muscat of Alexandria	350.00	020800	22.8
	850.00	000100	685.9		890.94	000100	82.7
	850.00	013400	2,602.0	Wtd. Avg. Base & Total Tons	774.04		105.5
	900.00	000100	29.9				
	950.00	000100	4.6	Pinot Gris *	378.07	000100	24.8

TABLE 8: BASE PRICE PAID TO GROWERS FOR GRAPES CRUSHED AND DELIVERED TO CALIFORNIA PROCESSORS FROM THE 2015 CROP WITH BRIX FACTORS AND PURCHASED TONNAGE, BY TYPE, VARIETY, REPORTING DISTRICT WHERE GROWN, AND WEIGHTED AVERAGE BASE PRICE.

District, Type, and Variety	Base Price	Brix	Tons	District, Type, and Variety	Base Price	Brix	Tons
	Per Ton	Factors			Per Ton	Factors	
	Dollars	Code a/			Dollars	Code a/	
DISTRICT 17 (Cont'd)					350.00	017200	159.8
Pinot Gris * (Cont'd)	500.00	013400	300.0		350.00	020800	45.2
	550.00	000100	48.2		500.00	000100	39.9
	575.00	044460	563.5		550.00	000100	4.7
	600.00	000100	6,192.6		600.00	000100	176.1
	600.00	017000	179.1		600.00	013100	253.0
	600.00	044460	91.3		650.00	000100	2,554.9
	615.00	000100	381.6		1,100.00	013600	1.4
	619.67	015700	111.7	Wtd. Avg. Base & Total Tons	614.74		3,296.0
	620.00	000100	308.4				
	641.25	000100	369.7	Other White b/	600.00	000100	13.4
	645.00	000100	972.3		700.00	000100	6.0
	650.00	000100	812.2	Wtd. Avg. Base & Total Tons	630.93		19.4
	650.00	044460	97.8				
	672.75	009900	48.0	WINE GRAPES (RED)			
	700.00	000100	87.0	Aglianico	1,300.00	000100	1.0
	750.00	009900	249.5		1,350.00	000100	1.0
	800.00	000100	146.0		1,425.00	000100	2.1
	814.00	000100	219.7		1,450.00	017200	2.2
	850.00	000100	26.9	Wtd. Avg. Base & Total Tons	1,401.98		6.3
	890.94	000100	207.3				
Wtd. Avg. Base & Total Tons	622.68		11,437.6	Barbera	800.00	000100	5.0
					1,325.00	000100	2.2
Sauvignon Blanc	425.00	000100	149.7		1,350.00	017200	5.0
	450.00	000100	315.5		1,450.00	000100	2.2
	460.00	000100	1,703.4	Wtd. Avg. Base & Total Tons	1,170.49		14.4
	470.00	000100	2,516.9				
	500.00	000100	1,354.0	Cabernet Franc	625.00	000100	89.5
	500.00	011100	561.0		800.00	000100	4.7
	500.00	017000	1,949.0		900.00	000100	12.5
	510.00	000100	466.7		950.00	000100	6.4
	520.00	000100	75.8		1,000.00	000100	5.5
	525.00	000100	214.0		1,300.00	000100	1.0
	545.00	000100	391.2		1,800.00	025100	4.1
	550.00	000100	45.3	Wtd. Avg. Base & Total Tons	737.33		123.7
	620.00	000100	48.9				
	700.00	067945	63.4	Cabernet Sauvignon	400.00	021000	138.5
	775.00	000100	77.0		600.00	000100	18.2
	825.00	000100	40.7		650.00	000100	558.6
Wtd. Avg. Base & Total Tons	491.35		9,972.5		675.00	000100	489.2
					775.00	000100	227.7
Semillon	465.00	000100	264.7		800.00	000100	319.2
	470.00	000100	407.2		825.00	000100	87.8
	800.00	000100	3.8		850.00	000100	227.2
Wtd. Avg. Base & Total Tons	469.90		675.7		950.00	000100	5.8
					1,150.00	000100	3.9
Symphony	100.00	000100	97.6		1,250.00	000100	7.5
	165.00	000100	7.4		1,350.00	017200	5.0
	350.00	000100	453.0	Wtd. Avg. Base & Total Tons	710.10		2,088.6
	415.00	000100	180.0				
Wtd. Avg. Base & Total Tons	330.94		738.0	Cinsaut *	2,000.00	000100	5.3
					3,700.00	000100	3.2
Verdelho	210.00	000100	17.6	Wtd. Avg. Base & Total Tons	2,640.00		8.5
	500.00	000100	8.1				
	650.00	000100	18.1	Dolcetto	1,375.00	000100	1.0
	670.00	000100	113.7		1,450.00	000100	1.6
Wtd. Avg. Base & Total Tons	1,500.00	039795	4.1	Wtd. Avg. Base & Total Tons	1,421.15		2.6
	630.20		161.6				
Viognier	400.00	000100	57.9	Gamay (Napa) *	400.00	007600	144.6
	400.00	020800	22.6	Wtd. Avg. Base & Total Tons	400.00		144.6
	400.00	055560	29.9				
	500.00	000100	162.9	Grenache *	1,350.00	017200	3.6
	550.00	000100	252.3		1,375.00	000100	2.1
	570.00	069620	618.9	Wtd. Avg. Base & Total Tons	1,359.21		5.7
	641.49	000100	70.0				
	700.00	000100	120.6	Malbec	800.00	000100	55.4
	800.00	000100	93.4		900.00	067945	49.2
	800.00	009400	32.8		1,200.00	000100	1.3
	1,150.00	017400	4.2		1,350.00	017200	3.2
Wtd. Avg. Base & Total Tons	581.55		1,465.5		1,450.00	000100	2.1
					1,500.00	000100	0.9
White Riesling *	200.00	000100	61.0	Wtd. Avg. Base & Total Tons	882.02		112.1

TABLE 8: BASE PRICE PAID TO GROWERS FOR GRAPES CRUSHED AND DELIVERED TO CALIFORNIA PROCESSORS FROM THE 2015 CROP WITH BRIX FACTORS AND PURCHASED TONNAGE, BY TYPE, VARIETY, REPORTING DISTRICT WHERE GROWN, AND WEIGHTED AVERAGE BASE PRICE.

District, Type, and Variety	Base Price	Brix	Tons	District, Type, and Variety	Base Price	Brix	Tons
	Per Ton	Factors			Per Ton	Factors	
	Dollars	Code a/			Dollars	Code a/	
DISTRICT 17 (Cont'd)					600.00	020800	9.3
Mataro *	800.00	000100	1.4		625.00	000100	88.8
	1,200.00	000100	1.0		650.00	000100	1,064.2
	1,250.00	000100	1.0		650.00	005350	65.5
	1,325.00	000100	3.2		665.00	000100	287.1
	1,500.00	000100	1.2		675.00	000100	966.4
Wtd. Avg. Base & Total Tons	1,232.05		7.8		700.00	000100	8,807.9
					730.00	000100	0.5
Merlot	175.00	000100	43.6		750.00	000100	351.1
	350.00	017200	288.1		779.65	000100	74.1
	450.00	060485	111.7		800.00	000100	690.0
	475.00	000100	228.4		815.00	000100	63.9
	500.00	000100	553.0		850.00	000100	819.3
	500.00	066157	25.0		900.00	000100	528.9
	550.00	000100	1,639.2		1,100.00	023000	264.5
	550.00	059560	688.1	Wtd. Avg. Base & Total Tons	710.47		15,156.4
	550.00	066157	92.2				
	582.50	017000	550.6	Primitivo	800.00	000100	2.4
	600.00	000100	388.3		1,200.00	000100	1.0
	750.00	000100	1,903.4		1,350.00	017400	4.0
	800.00	011400	80.8		1,450.00	024800	3.1
	850.00	000100	370.6	Wtd. Avg. Base & Total Tons	1,239.52		10.5
	1,400.00	000100	4.1				
	1,500.00	000100	5.3	Syrah *	600.00	000100	556.4
Wtd. Avg. Base & Total Tons	611.20		6,972.4		700.00	020800	69.5
					850.00	011400	51.9
Nebbiolo	800.00	000100	2.0	Wtd. Avg. Base & Total Tons	629.40		677.8
	1,300.00	000100	1.0				
	1,450.00	024800	2.1	Tannat	800.00	000100	4.3
	1,450.00	025400	5.5		1,250.00	000100	2.0
Wtd. Avg. Base & Total Tons	1,313.21		10.6		1,450.00	000100	1.5
				Wtd. Avg. Base & Total Tons	1,040.38		7.8
Petit Verdot	800.00	000100	2.7				
	1,200.00	000100	1.0	Tempranillo *	800.00	000100	9.3
	1,300.00	000100	1.5		900.00	067945	50.5
	1,350.00	017200	3.2		1,100.00	000100	50.1
	1,400.00	000100	1.9		1,200.00	000100	3.5
	1,650.00	000100	2.3		1,325.00	000100	2.0
Wtd. Avg. Base & Total Tons	1,276.59		12.6		1,400.00	000100	5.4
					1,450.00	000100	16.8
Petite Sirah	500.00	000100	65.9		1,500.00	000100	5.7
	650.00	000100	91.6	Wtd. Avg. Base & Total Tons	1,600.00	027500	3.5
	750.00	066157	2,507.6		1,096.19		146.8
	775.00	000100	44.3				
	800.00	000100	171.4	Teroldego	800.00	000100	17.5
	873.00	000100	64.1		900.00	067945	48.9
	875.00	000100	607.9		1,150.00	000100	5.7
	875.00	067945	322.6		1,200.00	000100	3.5
	925.00	067945	90.2		1,400.00	000100	5.7
	935.75	023000	20.1		1,450.00	000100	2.4
	950.00	000100	286.9		1,450.00	024800	5.0
	950.00	023000	72.8	Wtd. Avg. Base & Total Tons	986.19		88.7
	961.14	000100	262.8				
	975.00	000100	121.5	Zinfandel	300.00	009100	255.8
	1,000.00	000100	228.8		350.00	000100	2,998.1
	1,050.00	023000	222.4		400.00	000100	369.7
	1,050.00	025000	76.2	Wtd. Avg. Base & Total Tons	351.57		3,623.6
	1,100.00	000100	17.6				
	1,131.81	000100	614.6	Other Red b/	500.00	000100	45.5
	1,200.00	000100	16.0		800.00	000100	1.6
	1,300.00	000100	4.4		900.00	000100	6.6
	1,350.00	017600	6.0		1,400.00	027600	1.1
	1,400.00	000100	95.3		1,650.00	000100	1.6
	1,400.00	024800	6.5	Wtd. Avg. Base & Total Tons	605.50		56.4
	1,500.00	020800	1.2				
	1,550.00	000100	1.5				
Wtd. Avg. Base & Total Tons	874.85		6,020.2				
Pinot Noir	100.00	017200	23.3				
	200.00	000100	23.5				
	400.00	000100	11.4				
	400.00	059560	232.6				
	600.00	000100	784.1				

* Synonyms for variety names are shown on Page 5.
a/ See code descriptions in Table 8 - Supplement: 2015 Brix Adjustment Factors.
b/ Other categories include minor and mixed varieties.
c/ Price basis per Degree Brix.
d/ Price per Degree Brix not included in weighted average base price.

TABLE 8 - SUPPLEMENT: 2015 BRIX ADJUSTMENT FACTORS

The following Brix adjustment factors are on a per degree Brix basis and are normally calculated to a tenth of a degree, and are cumulative unless otherwise indicated. Most processors, however, indicate maximum and/or minimum Brix acceptance limits. Grapes testing above or below these limits may be subject to price renegotiation, acceptance for use other than for table wine, or rejection by the processors. Discounts for high sugar apply to both base price and bonus unless otherwise stated. There are factors other than Brix, such as material other than grapes (MOG), defects, weight loss in late harvest grapes, and sugar/acid ratios that affect grape prices. These were not considered in this presentation, unless otherwise stated, but were considered in arriving at weighted average prices.

<u>Category</u>	<u>Code</u>	<u>Description</u>	<u>Category</u>	<u>Code</u>	<u>Description</u>
PREMIUM OR PEN	000100	No max. or min.		013600	Acceptable limits 21-25
	001000	Min. acceptance 19		013700	Acceptable limits 21-25.5
	001700	Min. acceptance 21		013800	Acceptable limits 21-26
	001900	Min. acceptance 22		014000	Acceptable limits 21-27
	002000	Min. acceptance 22.5		014100	Acceptable limits 21-28
	002100	Min. acceptance 22.8		014400	Acceptable limits 21-29
	002200	Min. acceptance 23		014500	Acceptable limits 21-30
	002300	Min. acceptance 23.5		014565	Acceptable limits 21-34
	002600	Min. acceptance 24		015150	Acceptable limits 21.5-22
	002900	Min. acceptance 24.5		015200	Acceptable limits 21.5-22.5
	003100	Min. acceptance 25		015300	Acceptable limits 21.5-23
	003200	Min. acceptance 26		015500	Acceptable limits 21.5-23.5
	003550	Min. acceptance 29		015700	Acceptable limits 21.5-24
	004200	Max. acceptance 25		015800	Acceptable limits 21.5-24.5
	004210	Max. acceptance 26		015900	Acceptable limits 21.5-25
	004270	Max. acceptance 30		016000	Acceptable limits 21.5-25.5
	004900	Acceptable limits 15-18		016300	Acceptable limits 21.5-27
	005350	Acceptable limits 16-18		016660	Acceptable limits 21.8-24
	005400	Acceptable limits 16-19		016800	Acceptable limits 22-23
	005600	Acceptable limits 16-20		016900	Acceptable limits 22-23.5
	005650	Acceptable limits 16-21		017000	Acceptable limits 22-24
	005750	Acceptable limits 16-23		017100	Acceptable limits 22-24.5
	006075	Acceptable limits 16.5-20		017200	Acceptable limits 22-25
	006650	Acceptable limits 17-22		017300	Acceptable limits 22-25.5
	006800	Acceptable limits 17-23		017400	Acceptable limits 22-26
	006830	Acceptable limits 17-24		017500	Acceptable limits 22-26.5
	006840	Acceptable limits 17-25		017590	Acceptable limits 22-26.9
	007210	Acceptable limits 17.5-22.5		017600	Acceptable limits 22-27
	007600	Acceptable limits 18-20		017800	Acceptable limits 22-28
	007800	Acceptable limits 18-21		017900	Acceptable limits 22-29
	007900	Acceptable limits 18-22		018000	Acceptable limits 22-30
	008000	Acceptable limits 18-23		018050	Acceptable limits 22-32
	008100	Acceptable limits 18-24		018800	Acceptable limits 22.5-23.5
	008200	Acceptable limits 18-25		018900	Acceptable limits 22.5-24
	008300	Acceptable limits 18-26		019000	Acceptable limits 22.5-24.5
	008390	Acceptable limits 18.5-20		019100	Acceptable limits 22.5-25
	008500	Acceptable limits 18.5-21		019200	Acceptable limits 22.5-25.5
	008900	Acceptable limits 19-20		019300	Acceptable limits 22.5-26
	009000	Acceptable limits 19-21		019400	Acceptable limits 22.5-26.5
	009050	Acceptable limits 19-21.5		019500	Acceptable limits 22.5-27
	009100	Acceptable limits 19-22		019600	Acceptable limits 22.5-28
	009200	Acceptable limits 19-22.5		019650	Acceptable limits 22.5-29
	009300	Acceptable limits 19-23		020150	Acceptable limits 22.8-24.5
	009400	Acceptable limits 19-24		020300	Acceptable limits 22.8-25.5
	009500	Acceptable limits 19-25		020400	Acceptable limits 22.8-26
	009520	Acceptable limits 19-26		020600	Acceptable limits 23-24
	009530	Acceptable limits 19-28		020610	Acceptable limits 23-24.1
	009535	Acceptable limits 19-29		020700	Acceptable limits 23-24.5
	009552	Acceptable limits 19-35		020800	Acceptable limits 23-25
	009900	Acceptable limits 19.5-22.5		020900	Acceptable limits 23-25.5
	010600	Acceptable limits 20-21		021000	Acceptable limits 23-26
	010650	Acceptable limits 20-21.5		021100	Acceptable limits 23-26.5
	010700	Acceptable limits 20-22		021200	Acceptable limits 23-27
	010900	Acceptable limits 20-23		021300	Acceptable limits 23-27.5
	011100	Acceptable limits 20-24		021500	Acceptable limits 23-28
	011300	Acceptable limits 20-25		021600	Acceptable limits 23-29
	011400	Acceptable limits 20-26		021800	Acceptable limits 23-30
	011500	Acceptable limits 20-27		021850	Acceptable limits 23-31
	011600	Acceptable limits 20-28		021900	Acceptable limits 23-32
	011700	Acceptable limits 20-29		022000	Acceptable limits 23-35
	011800	Acceptable limits 20-30		022100	Acceptable limits 23-36
	011804	Acceptable limits 20-32		022500	Acceptable limits 23.5-24
	011820	Acceptable limits 20-35		022600	Acceptable limits 23.5-24.5
	012400	Acceptable limits 20.5-23		022700	Acceptable limits 23.5-25
	012500	Acceptable limits 20.5-23.5		022800	Acceptable limits 23.5-25.5
	012600	Acceptable limits 20.5-24.5		022900	Acceptable limits 23.5-26
	012620	Acceptable limits 20.5-26		023000	Acceptable limits 23.5-26.5
	012900	Acceptable limits 21-22		023100	Acceptable limits 23.5-27
	013000	Acceptable limits 21-22.5		023200	Acceptable limits 23.5-27.5
	013100	Acceptable limits 21-23		023400	Acceptable limits 23.5-28
	013200	Acceptable limits 21-23.5		023500	Acceptable limits 23.5-28.5
	013400	Acceptable limits 21-24		023600	Acceptable limits 23.5-29
	013500	Acceptable limits 21-24.5		023740	Acceptable limits 23.7-25

TABLE 8 - SUPPLEMENT: 2015 BRIX ADJUSTMENT FACTORS

The following Brix adjustment factors are on a per degree Brix basis and are normally calculated to a tenth of a degree, and are cumulative unless otherwise indicated. Most processors, however, indicate maximum and/or minimum Brix acceptance limits. Grapes testing above or below these limits may be subject to price renegotiation, acceptance for use other than for table wine, or rejection by the processors. Discounts for high sugar apply to both base price and bonus unless otherwise stated. There are factors other than Brix, such as material other than grapes (MOG), defects, weight loss in late harvest grapes, and sugar/acid ratios that affect grape prices. These were not considered in this presentation, unless otherwise stated, but were considered in arriving at weighted average prices.

<u>Category</u>	<u>Code</u>	<u>Description</u>	<u>Category</u>	<u>Code</u>	<u>Description</u>
PREMIUM OR PEN (Cont'd)	023880	Acceptable limits 23.8-25	21.5-22.5 BRIX	044280	No premium; -10% below
	024300	Acceptable limits 24-25	21.5-23 BRIX	044450	No premium; -10% below
	024400	Acceptable limits 24-25.5		044460	No premium; -10% above or below
	024500	Acceptable limits 24-26	21.5-23.5 BRIX	044480	No premium; -2% above or below
	024600	Acceptable limits 24-26.5		044490	No premium; -10% below
	024800	Acceptable limits 24-27	21.5-24 BRIX	045250	No premium; -10% below
	025000	Acceptable limits 24-27.5	21.5-24.5 BRIX	045268	No premium; -2% above or below
	025100	Acceptable limits 24-28	22 BRIX	045595	No premium; -2% above or below, acceptable limits 21.5-23
	025150	Acceptable limits 24-28.5		045600	No premium; -5% below
	025300	Acceptable limits 24-29		046000	No premium; -10% below
	025400	Acceptable limits 24-30		047165	No premium; -15% below, min. 21
	025430	Acceptable limits 24-31		048030	-5% below, +\$25 above 23
	025450	Acceptable limits 24-32		048120	+10% above, max \$25
	025475	Acceptable limits 24-33	22-23 BRIX	048180	No premium; -10% below
	026500	Acceptable limits 24.5-25.5	22-23.5 BRIX	048470	No premium; -10% below
	026700	Acceptable limits 24.5-26	22-24 BRIX	048600	No premium; -10% below
	026800	Acceptable limits 24.5-26.5	22-24.5 BRIX	050200	No premium; -10% below
	026805	Acceptable limits 24.5-26.6	22-25 BRIX	050773	No premium; -2% above or below
	026900	Acceptable limits 24.5-27		050900	No premium; -10% above or below
	027100	Acceptable limits 24.5-28	22.5 BRIX	052500	No premium; -10% below
	027120	Acceptable limits 24.5-29		053750	+10% above, max \$25
	027150	Acceptable limits 24.5-30		054475	+\$15 above to 24
	027500	Acceptable limits 25-26	22.5-24 BRIX	054575	No premium; -10% below
	027560	Acceptable limits 25-26.5	22.5-25 BRIX	055560	No premium; -2% above or below
	027600	Acceptable limits 25-27	22.5-25.5 BRIX	055570	No premium; -2% above or below
	027800	Acceptable limits 25-28	23 BRIX	056698	No premium; -2% above or below, acceptable limits 21.5-24.5
	027850	Acceptable limits 25-28.5		056900	No premium; -10% below
	028000	Acceptable limits 25-29		058155	No premium; -10% above or below, acceptable limits 22-24
	028100	Acceptable limits 25-30		058662	+10% above
	028200	Acceptable limits 25-31		058663	+10% above to 24.5
	028300	Acceptable limits 25-32		058664	+10% above, max \$25
	028400	Acceptable limits 25-35		058666	+10% above, max \$35
	029050	Acceptable limits 26-27		058668	+\$10 above, max. 25.5
	029125	Acceptable limits 26-28		058674	-\$25 below
	029150	Acceptable limits 26-28.5		058680	+\$40 above to 26
	029200	Acceptable limits 26-29	23-24 BRIX	058780	No premium; -10% below
	029300	Acceptable limits 26-30		059510	+5% above to 40, min 22.5
	029780	Acceptable limits 27-28		059528	+5% above to 26, -10% below, min. 22.5
	029960	Acceptable limits 26-50	23-24.5 BRIX	059543	+5% above, -10% below
	030000	Acceptable limits 27-31		059545	+5% above to 26
	030050	Acceptable limits 27-32		059560	No premium; -2% above or below
	030325	Acceptable limits 28-29		059590	No premium; -10% below
	030350	Acceptable limits 28-30	23-25 BRIX	059700	No premium; -10% below
	030400	Acceptable limits 28-32		059705	No premium; -10% above or below
	030690	Acceptable limits 29-34		059850	No premium; -10% below, max 25.5
	030900	Acceptable limits 30-35		060405	+10% above, -10% below
	030940	Acceptable limits 30-40		060407	+10% above, -10% below, max 25.5
	030945	Acceptable limits 30-45		060408	+5% above, -10% below, min. 22.5
	031200	Acceptable limits 32-38		060410	+\$10 above to 25.5
	031415	Acceptable limits 32-45	23-25.5 BRIX	060420	No premium; -2% above or below
	031535	Acceptable limits 34-38	23-26 BRIX	060485	No premium; -2% above or below
SPECIAL CLASS	032200	Per degree brix		060517	No premium; -15% above or below
16-18 BRIX	033290	No premium; -10% below		060525	No premium; -20% below
16.5 BRIX	033625	-10% below, +10% above to 17.5, min. 15.5		060735	+5% above
17 BRIX	033960	+\$15 above to 21	23-27 BRIX	060909	No premium; -15% above or below
17-18 BRIX	033980	No premium; -10% below		060930	+10% per degree above 27
18-20 BRIX	034990	No premium; -10% below		060931	+/- 20% above or below; max 30
	035410	+5% above to 40	23.5 BRIX	061250	No premium; -5% below
18-21 BRIX	035500	No premium; -10% below		061300	No premium; -10% below
19 BRIX	037410	+\$20 above to 25		062414	+10% above, max \$25
19-20 BRIX	037430	No premium; -10% below		062416	+10% above, max \$30
19-21 BRIX	037435	No premium; -10% below		062429	+\$15 above to 24.5
19-25 BRIX	037660	+/- 10% above or below		062435	+\$20 to 25.5
19.5-21.5 BRIX	038200	No premium; -10% below		062448	+\$25 above, max. 25.5
19.5-22 BRIX	038210	No premium; -10% below	23.5-24.5 BRIX	062585	No premium; -5% above or below, acceptable limits 23-26
20 BRIX	038300	No premium; -5% below		062590	No premium; -10% below
	039675	+\$15 to 22	23.5-25 BRIX	063550	+5% above to 26, min. 23
20-22 BRIX	039795	No premium; -10% above or below		063600	No premium; -10% below
20.5 BRIX	040300	No premium; -10% below	23.5-25.5 BRIX	064350	+5% above to 26, -10% below, min 23
21 BRIX	041500	No premium; -5% below	23.5-26.5 BRIX	064440	No premium; -2% above or below
21-23 BRIX	042700	No premium; -10% below	23.5-27 BRIX	064530	No premium; -2% above or below
21-25 BRIX	043600	No premium; -10% above or below		064604	+10% above; max 40
21.5 BRIX	043800	No premium; -5%	24 BRIX	065675	No premium; -10% above or below, acceptable limits 22-26

TABLE 8 - SUPPLEMENT: 2015 BRIX ADJUSTMENT FACTORS

The following Brix adjustment factors are on a per degree Brix basis and are normally calculated to a tenth of a degree, and are cumulative unless otherwise indicated. Most processors, however, indicate maximum and/or minimum Brix acceptance limits. Grapes testing above or below these limits may be subject to price renegotiation, acceptance for use other than for table wine, or rejection by the processors. Discounts for high sugar apply to both base price and bonus unless otherwise stated. There are factors other than Brix, such as material other than grapes (MOG), defects, weight loss in late harvest grapes, and sugar/acid ratios that affect grape prices. These were not considered in this presentation, unless otherwise stated, but were considered in arriving at weighted average prices.

<u>Category</u>	<u>Code</u>	<u>Description</u>	<u>Category</u>	<u>Code</u>	<u>Description</u>	
24 BRIX (Cont'd)	065680	No premium; -10% above or below, acceptable limits 23-26	24-27 BRIX	067960	No premium; -10% above	
	066123	+5% above to 26		067987	+ 8% above	
	066151	+5% above to 26, -10% below, min 23.5	24-30 BRIX	068003	No premium; -15% below	
	066152	+5% above to 26, -10% below, min. 24		068006	+ 10% above	
	066157	+5% above to 26, -10% below	24.5 BRIX	069203	+10% above	
	066180	+7% above to 26		24.5-26.5 BRIX	069472	+10% above to 40, min. 24
	066290	+10% above, max \$20	069476		+5% above, -10% below	
	24-25 BRIX	066540	No premium; -10% below	25 BRIX	069478	+5% above, -10% below, min. 24
		066543	No premium; -10% below, min. 23		069497	No premium; -2% above or below, acceptable limits 23.5-26.5
		067153	+5% above to 26, min. 23	069620	+5% above to 27, -10% below, min. 24	
24-25.5 BRIX	067170	+ \$10 above, acceptable limits 23-25.5	25-26 BRIX	069623	+5% above to 27, -10% below, min. 24.5	
	067180	No premium; -10% below, min. 23		069910	No premium; -10% above or below, acceptable limits 23-26	
	067200	No premium; -10% above or below	25-27 BRIX	070232	+10% above, max \$25	
	067220	No premium; -10% below, acceptable limits 23.5 - 40		070412	+5% above, -10% below, min. 24	
24-26 BRIX	067405	+5% above to 26, -10% below, min. 23	25-27 BRIX	070453	+5% above, min. 24	
	067525	No premium; -10% below, min 23.5		070457	+5% above	
	067550	No premium; -10% below	070458	+5% above, -15% below, min. 24		
	067604	+5% above, min. 23.5	070459	+10% above		
	067606	+5% above, -10% below, min. 23	27 BRIX	070601	+10% above to 29	
	067607	+5% above, -10% below, min. 23.5		070645	+3% above, acceptable limits 25-31	
	067608	+ 5% above, -15% below	28.0 BRIX	070690	No premium; -10% above or below, acceptable limits 24-30	
	067920	+5% above, min. 23				
	067950	+10% above, -10% below				
	067945	Bonus above; deductions below				
24-26.4 BRIX	067952	No premium; -10% below				
24-26.5 BRIX	067953	+5% above, -10% below, min 23.5				
	067954	+5% above, -10% below, min. 22.5				
	067955	+5% above, -10% below, min 24.0				

**TABLE 9: TONS OF GRAPES CRUSHED TO GROWERS' ACCOUNTS BY CALIFORNIA PROCESSORS
FROM THE 2015 CROP BY TYPE, VARIETY, AND REPORTING DISTRICT WHERE GROWN, WITH COMPARISONS**

Type and Variety	1	2	3	4	5	6	7	8	9	10
	Tons									
TABLE GRAPES:										
Other Table 1/	0.0	0.0	0.0	0.0	0.0	0.0	0.0	0.0	0.0	0.0
Total Table	0.0	0.0	0.0	0.0	0.0	0.0	0.0	0.0	0.0	0.0
WINE GRAPES (WHITE):										
Albarino	0.0	0.0	0.0	0.0	8.5	0.0	0.0	30.8	0.0	0.0
Arneis	0.0	0.0	0.0	0.0	0.0	0.0	0.0	0.0	0.0	0.8
Chardonnay *	1,345.2	156.5	332.0	195.1	6.3	164.1	4.3	529.9	27.8	12.5
Chenin Blanc	0.0	0.0	0.0	0.0	0.0	0.0	0.0	27.0	0.0	0.0
Fiano	0.0	0.0	0.0	0.0	0.0	0.0	0.0	1.6	0.0	0.8
French Colombard	0.0	0.0	0.4	0.0	0.0	0.0	0.0	0.0	0.0	0.0
Gewurztraminer	71.1	0.0	6.9	0.0	0.0	0.0	0.0	0.0	0.0	0.0
Grenache Blanc	0.0	0.0	0.0	1.4	0.0	0.0	0.0	1.0	0.0	2.2
Gruener Veltliner	0.0	0.0	0.0	0.0	0.0	0.0	0.0	2.8	0.0	0.0
Malvasia Bianca	0.0	0.0	0.0	0.0	0.0	0.0	0.0	4.2	0.0	0.0
Marsanne	0.0	0.0	0.0	0.0	0.0	2.4	0.0	7.7	0.0	0.0
Moscato Gaillo *	0.0	0.0	0.0	0.0	0.0	0.0	0.0	0.6	0.0	0.0
Muscat Blanc *	13.6	49.6	0.0	0.0	0.0	0.0	0.0	199.1	0.0	0.0
Muscat Orange	0.0	0.0	0.0	0.0	0.0	0.0	0.0	23.6	0.0	0.0
Muscat of Alexandria	30.4	0.0	0.0	0.0	0.0	0.0	0.0	0.0	0.0	0.0
Palomino *	0.0	0.0	0.6	0.0	0.0	0.0	0.0	0.0	0.0	0.0
Picpoul Blanc	0.0	0.0	0.0	0.0	0.0	0.0	0.0	0.0	0.0	0.0
Pinot Blanc	11.2	0.0	0.0	0.0	0.0	0.0	1.0	0.0	0.0	0.0
Pinot Gris *	18.3	0.0	18.8	0.0	0.0	0.9	0.0	4.2	0.7	10.7
Ribolla Gialla *	0.0	0.0	0.0	0.0	0.0	0.0	0.0	0.0	0.0	0.0
Roussanne	0.0	0.0	0.0	0.0	0.0	2.4	0.0	65.1	0.0	0.0
Sauvignon Blanc	284.2	264.0	146.6	46.4	1.0	0.9	0.4	95.1	1.0	6.7
Semillon	0.0	0.0	1.1	7.8	0.0	0.0	0.0	0.0	1.4	0.0
St. Emilion *	0.0	0.0	0.0	0.0	0.0	0.0	0.0	0.0	0.0	0.0
Symphony	0.0	0.0	0.0	0.0	0.0	0.0	0.0	0.0	0.0	0.0
Tocai Friulano	0.0	0.0	0.0	0.0	0.0	0.0	0.0	0.0	0.0	0.0
Torrontes	0.0	0.0	0.0	0.0	0.0	0.0	0.0	0.0	0.0	0.0
Verdelho	0.0	0.0	0.0	0.0	3.4	0.0	0.0	0.0	0.0	0.0
Vermentino *	0.0	0.0	0.0	0.0	0.0	0.0	0.0	0.0	0.0	8.7
Viognier	0.3	45.0	9.1	1.6	0.0	2.4	4.3	155.3	6.9	0.8
White Riesling *	58.5	0.0	0.0	0.0	0.0	0.0	0.0	81.0	0.0	0.0
Other White 1/	0.0	0.0	1.0	2.1	0.0	0.0	0.0	4.8	0.0	0.0
Total White	1,832.8	515.1	516.5	254.4	19.2	173.1	10.0	1,233.8	37.8	43.2
WINE GRAPES (RED):										
Aglianico	0.0	0.0	0.0	0.0	0.0	0.0	0.0	0.0	0.0	0.0
Aleatico	0.0	0.0	0.0	0.0	0.0	0.0	0.0	0.0	0.0	0.0
Alicante Bouschet *	0.0	0.0	0.2	0.0	0.0	0.0	0.0	0.0	0.0	0.0
Barbera	89.6	2.9	0.0	0.0	0.3	0.0	0.0	155.0	0.0	24.5
Blaufraenkisch *	0.0	0.0	0.0	0.0	0.0	0.0	0.0	1.0	0.0	0.0
Cabernet Franc	7.6	74.6	16.1	41.9	0.0	3.8	1.5	255.2	0.0	7.5
Cabernet Sauvignon	1,974.5	2,080.7	284.7	1,404.8	4.4	36.6	154.8	1,393.3	7.1	25.9
Carignane	5.7	0.0	3.4	0.0	0.0	0.0	0.0	0.0	0.0	0.0
Carmenere	0.0	0.0	0.0	0.0	0.0	0.0	0.0	0.0	0.0	0.0
Charbono	0.0	0.0	0.0	0.0	0.0	0.0	0.0	0.0	0.0	0.0
Cinsaut *	0.0	0.0	0.0	0.0	0.0	0.0	0.0	0.0	0.0	0.0
Counoise	0.0	0.0	0.3	0.0	0.0	0.0	0.0	0.0	0.0	0.0
Dolcetto	0.0	0.0	0.0	0.0	0.0	0.0	0.0	0.0	0.0	0.0
Dornfelder	0.0	0.0	0.0	0.0	0.0	0.0	0.0	0.0	0.0	0.0
Durif	0.0	0.0	0.0	0.0	0.0	0.0	0.0	0.0	0.0	0.0
Gamay (Napa) *	0.0	0.0	0.0	0.0	0.0	0.0	0.0	178.2	0.0	0.0
Graciano	0.0	0.0	0.0	0.0	0.0	0.0	0.0	0.0	0.0	0.0
Grenache *	13.0	3.9	25.0	2.8	3.2	0.8	0.7	130.1	1.0	4.4
Lagrein	0.0	0.0	0.0	0.0	0.0	0.0	0.0	52.8	0.0	2.2
Malbec	58.4	0.0	87.2	23.8	0.0	2.1	0.0	73.1	2.5	2.5
Mataro *	0.0	0.0	4.2	0.8	0.0	2.2	0.0	22.2	0.0	17.3
Merlot	1,352.0	100.8	166.7	666.2	69.5	181.2	103.9	1,635.4	1.6	11.7
Meunier *	0.0	0.0	0.0	0.0	0.0	0.0	0.0	0.0	0.0	0.0
Mission	0.0	0.0	0.0	0.0	0.0	0.0	0.0	3.6	0.0	0.0
Montepulciano	1.0	0.0	0.0	0.0	0.0	0.0	0.0	0.0	0.0	0.0
Nebbiolo	0.0	0.0	0.0	0.0	0.0	0.0	0.0	0.0	1.6	0.0
Petit Verdot	0.0	1.9	4.4	36.7	0.0	0.6	0.0	180.6	407.5	0.3
Petite Sirah	185.9	251.9	42.7	15.1	0.0	114.1	1.0	260.0	124.7	22.0
Pinot Noir	1,114.3	0.0	360.1	27.9	0.0	15.8	32.9	712.7	2.1	5.1
Pinotage	0.0	0.0	3.0	0.0	0.0	0.0	0.0	0.0	0.0	0.0
Primitivo	10.9	0.0	4.6	0.0	0.0	0.9	0.0	0.0	0.3	4.6
Ruby Cabernet	0.0	0.0	0.0	0.0	0.0	0.0	0.0	0.0	0.0	0.0
Sagrantino	0.0	0.0	0.0	0.0	0.0	0.0	0.0	0.0	0.0	3.2
Sangiovese *	40.0	0.0	9.4	7.3	0.2	0.0	2.0	0.4	0.0	10.3
Souzao	0.0	0.0	0.0	0.0	0.0	0.0	0.0	0.0	0.0	0.0
Syrah *	210.9	2.1	35.0	42.3	29.3	1.2	34.3	516.9	27.9	14.5
Tannat	0.0	0.0	0.0	0.0	0.0	0.0	0.0	2.7	24.4	0.0
Tempranillo *	0.0	0.0	6.0	0.0	0.0	0.0	0.0	130.3	0.0	8.1
Teroldego	0.0	0.0	0.0	0.0	0.0	0.0	0.0	0.0	0.0	0.7
Tinta Madeira	0.0	0.0	0.0	0.0	0.0	0.0	0.0	0.0	0.0	0.0
Touriga Nacional *	0.0	0.0	0.0	0.0	0.0	0.0	0.0	0.0	0.0	0.0
Trousseau *	0.0	0.0	0.0	0.0	0.0	0.0	0.0	1.7	0.0	0.0
Zinfandel	511.6	54.7	191.7	21.8	1.6	22.4	59.0	1,018.1	61.0	27.9
Other Red 1/	0.5	0.0	1.8	7.1	0.0	2.8	0.0	0.0	0.0	0.0
Total Red	5,575.9	2,573.5	1,246.5	2,298.5	108.5	384.5	390.1	6,723.3	661.7	192.7
TOTAL WINE	7,408.7	3,088.6	1,763.0	2,552.9	127.7	557.6	400.1	7,957.1	699.5	235.9
TOTAL ALL VARIETIES	7,408.7	3,088.6	1,763.0	2,552.9	127.7	557.6	400.1	7,957.1	699.5	235.9

**TABLE 9: TONS OF GRAPES CRUSHED TO GROWERS' ACCOUNTS BY CALIFORNIA PROCESSORS
FROM THE 2015 CROP BY TYPE, VARIETY, AND REPORTING DISTRICT WHERE GROWN, WITH COMPARISONS**

Type and Variety	11	12	13	14	15	16	17	2015 State Total	2014 State Total
	Tons								
TABLE GRAPES:									
Other Table 1/	0.0	0.0	0.0	0.0	0.0	0.0	0.0	0.0	0.9
Total Table	0.0	0.0	0.0	0.0	0.0	0.0	0.0	0.0	0.9
WINE GRAPES (WHITE):									
Albarino	0.0	0.0	0.0	0.0	0.0	0.0	0.0	39.3	59.1
Arneis	0.0	0.0	0.0	0.0	0.0	0.0	0.0	0.8	4.8
Chardonnay *	337.0	0.0	2.0	0.0	1.9	1.3	4.0	3,119.9	5,656.4
Chenin Blanc	0.0	0.0	0.0	0.0	0.0	0.0	2.0	29.0	8.6
Fiano	0.0	0.0	0.0	0.0	0.0	0.0	0.0	2.4	2.2
French Colombard	0.0	0.0	0.0	0.0	0.0	0.0	0.0	0.4	0.0
Gewurztraminer	0.0	0.0	0.0	0.0	0.0	1.6	0.0	79.6	50.6
Grenache Blanc	0.0	0.0	0.0	0.0	0.0	3.2	0.0	7.8	18.4
Gruner Veltliner	0.0	0.0	0.0	0.0	0.0	0.0	0.0	2.8	110.4
Malvasia Bianca	0.0	0.0	0.0	0.0	0.0	0.0	0.0	4.2	0.0
Marsanne	0.0	0.0	0.0	0.0	0.0	0.3	0.0	10.4	61.5
Moscato Gaillo *	0.0	0.0	0.0	0.0	0.0	0.0	0.0	0.6	0.2
Muscato Blanc *	14.0	0.0	5.3	0.0	0.0	9.1	0.0	290.7	340.9
Muscat Orange	0.0	0.0	0.0	0.0	0.0	0.0	0.0	23.6	0.1
Muscat of Alexandria	0.0	0.0	3.6	0.0	0.0	0.0	0.0	34.0	3.1
Palomino *	0.0	0.0	0.0	0.0	0.0	0.0	0.0	0.6	0.0
Picpoul Blanc	0.0	0.0	0.0	0.0	0.0	2.2	0.0	2.2	3.9
Pinot Blanc	0.0	0.0	0.0	0.0	0.0	0.0	0.0	12.2	34.9
Pinot Gris *	47.5	0.9	0.0	0.0	1.6	0.0	0.0	103.6	90.6
Ribolla Gialla *	0.0	0.0	0.0	0.0	0.0	0.0	0.0	0.0	0.9
Roussanne	0.0	0.0	0.0	0.0	0.0	1.4	0.0	68.9	81.7
Sauvignon Blanc	0.0	0.0	0.0	0.0	5.6	0.6	0.0	852.5	920.6
Semillon	0.0	0.0	0.0	0.0	0.0	0.0	0.0	10.3	8.1
St. Emilion *	0.0	0.0	0.0	0.0	0.0	0.3	0.0	0.3	0.0
Symphony	29.2	0.0	0.0	0.0	0.0	0.0	0.0	29.2	0.0
Tocai Friulano	0.0	0.0	0.0	0.0	0.0	0.0	0.0	0.0	0.7
Torrontes	0.0	0.0	0.0	0.0	0.0	0.0	0.0	0.0	1.1
Verdelho	0.0	0.0	0.0	0.0	0.0	0.0	0.0	3.4	0.7
Vermantino *	0.0	0.0	0.0	0.0	0.0	0.0	0.0	8.7	7.8
Viognier	0.0	6.3	1.0	0.0	3.4	1.5	0.0	237.9	322.2
White Riesling *	0.0	0.0	0.0	2.8	0.0	15.4	0.0	157.7	272.6
Other White 1/	0.0	0.0	0.0	0.0	0.0	0.7	0.0	8.6	11.4
Total White	427.7	7.2	11.9	2.8	12.5	37.6	6.0	5,141.6	8,073.5
WINE GRAPES (RED):									
Aglianico	0.0	0.0	0.0	0.0	0.0	0.0	0.0	0.0	4.7
Aleatico	0.0	0.0	0.0	0.0	0.0	0.0	0.0	0.0	0.4
Alicante Bouschet *	0.0	0.0	4.9	0.0	0.0	0.0	0.0	5.1	9.8
Barbera	3.0	0.0	0.0	1.1	0.0	0.0	0.0	276.4	273.9
Blaufraenkisch *	0.0	0.0	0.0	0.0	0.0	0.0	0.0	1.0	3.2
Cabernet Franc	2.0	0.0	0.0	0.0	5.6	0.0	0.0	415.8	483.9
Cabernet Sauvignon	559.8	9.5	28.7	7.7	20.1	5.7	2.4	8,000.7	9,013.9
Carignane	0.0	0.0	0.0	0.0	0.0	0.0	0.3	9.4	25.6
Carmenere	0.0	0.0	0.0	0.0	0.0	0.1	0.0	0.1	6.4
Charbono	1.7	0.0	0.0	0.0	0.0	0.0	0.0	1.7	9.3
Cinsaut *	0.0	0.0	0.0	0.0	0.0	0.0	0.0	0.0	14.3
Counoise	0.0	0.0	0.0	0.0	0.0	3.2	0.0	3.5	3.6
Dolcetto	0.0	0.0	0.0	0.0	0.0	0.0	0.0	0.0	0.6
Dornfelder	0.0	0.0	0.0	0.0	0.0	0.0	0.0	0.0	6.9
Durif	0.0	8.3	0.0	0.0	0.0	0.0	0.0	8.3	0.0
Gamay (Napa) *	0.0	0.0	0.0	0.0	0.0	0.0	0.0	178.2	94.3
Graciano	0.0	0.0	0.0	0.0	0.0	0.0	0.4	0.4	0.1
Grenache *	0.0	1.3	0.0	0.0	4.5	7.4	1.4	199.5	230.1
Lagrein	0.0	0.0	0.0	0.0	0.0	0.0	0.0	55.0	73.0
Malbec	1.0	15.4	749.8	1.9	3.2	0.0	0.0	1,020.9	379.8
Mataro *	0.0	0.0	0.0	0.0	0.5	4.7	0.2	52.1	31.8
Merlot	0.0	0.0	0.0	3.7	6.0	0.3	4.1	4,303.1	4,646.4
Meunier *	0.0	0.0	0.0	0.0	0.0	0.1	0.0	0.1	0.0
Mission	0.0	0.0	0.0	0.0	0.0	0.0	0.0	3.6	0.0
Montepulciano	0.0	0.0	0.0	0.0	0.0	0.0	0.0	1.0	0.0
Nebbiolo	0.0	0.0	0.0	0.0	0.0	0.0	0.0	1.6	7.9
Petit Verdot	1.0	0.9	0.0	2.0	0.8	0.0	0.0	636.7	314.5
Petite Sirah	3.8	43.7	0.0	4.2	0.6	0.5	1.1	1,071.3	926.9
Pinot Noir	5.9	2.3	0.0	0.0	1.9	0.0	0.0	2,281.0	3,196.8
Pinotage	0.0	0.0	0.0	0.0	0.0	0.0	0.0	3.0	8.5
Primitivo	0.0	0.0	0.0	2.1	0.0	0.0	0.0	23.4	35.9
Ruby Cabernet	0.0	0.0	0.0	0.0	0.0	0.0	0.0	0.0	16.6
Sagrantino	0.0	0.0	0.0	0.0	0.0	0.0	0.0	3.2	3.0
Sangiovese *	0.0	0.0	0.0	0.0	3.9	7.9	0.0	81.4	194.1
Souzao	0.0	0.0	54.0	0.0	0.0	0.0	0.0	54.0	53.4
Syrah *	4.2	137.7	3.4	8.5	7.9	3.3	0.0	1,079.4	1,987.6
Tannat	0.0	0.0	0.0	0.0	0.0	0.0	0.0	27.1	8.3
Tempranillo *	0.0	5.5	0.0	1.0	0.8	0.3	3.3	155.3	69.1
Teroldego	4.3	1.1	0.0	0.0	0.0	0.0	0.0	6.1	0.0
Tinta Madeira	0.0	0.0	47.3	0.0	0.0	0.0	0.0	47.3	74.5
Touriga Nacional *	0.0	0.0	24.2	0.0	0.0	0.0	0.0	24.2	24.5
Trousseau *	0.0	0.0	0.0	0.0	0.0	0.0	0.0	1.7	0.0
Zinfandel	117.6	5.0	0.0	2.7	0.3	2.1	0.0	2,097.5	1,824.8
Other Red 1/	0.0	0.0	0.0	0.0	0.0	0.0	2.9	15.1	53.5
Total Red	704.3	230.7	912.3	34.9	56.1	35.6	16.1	22,145.2	24,111.9
TOTAL WINE	1,132.0	237.9	924.2	37.7	68.6	73.2	22.1	27,286.8	32,185.4
TOTAL ALL VARIETIES	1,132.0	237.9	924.2	37.7	68.6	73.2	22.1	27,286.8	32,186.3

**TABLE 10: WEIGHTED AVERAGE GROWER RETURNS PER TON DELIVERED BASIS NON-RELATED PURCHASE
FOR WINE, CONCENTRATE, JUICE, VINEGAR, AND BEVERAGE BRANDY BY CALIFORNIA PROCESSORS
FROM THE 2015 CROP BY TYPE, VARIETY, AND REPORTING DISTRICT WHERE GROWN, WITH COMPARISONS**

Type and Variety	1	2	3	4	5	6	7	8	9	10
	Dollars									
RAISIN GRAPES:										
Fiesta	0.00	0.00	0.00	0.00	0.00	0.00	0.00	0.00	0.00	0.00
Selma Pete	0.00	0.00	0.00	0.00	0.00	0.00	0.00	0.00	0.00	0.00
Thompson Seedless	0.00	0.00	0.00	0.00	0.00	0.00	0.00	0.00	0.00	0.00
Other Raisin 1/	0.00	0.00	0.00	0.00	0.00	0.00	0.00	0.00	0.00	0.00
Total Raisin	0.00	0.00	0.00	0.00	0.00	0.00	0.00	0.00	0.00	0.00
TABLE GRAPES:										
Black Monukka	0.00	0.00	0.00	0.00	0.00	0.00	0.00	0.00	0.00	0.00
Christmas Rose	0.00	0.00	0.00	0.00	0.00	0.00	0.00	0.00	0.00	0.00
Crimson Seedless *	0.00	0.00	0.00	0.00	0.00	0.00	0.00	0.00	0.00	0.00
Fantasy Seedless	0.00	0.00	0.00	0.00	0.00	0.00	0.00	0.00	0.00	0.00
Flame Seedless *	0.00	0.00	0.00	0.00	0.00	0.00	0.00	0.00	0.00	0.00
Flame Tokay	0.00	0.00	0.00	0.00	0.00	0.00	0.00	0.00	0.00	0.00
Malaga *	0.00	0.00	0.00	0.00	0.00	0.00	0.00	0.00	0.00	0.00
Princess *	0.00	0.00	0.00	0.00	0.00	0.00	0.00	0.00	0.00	0.00
Ribier	0.00	0.00	0.00	0.00	0.00	0.00	0.00	0.00	0.00	0.00
Ruby Seedless *	0.00	0.00	0.00	0.00	0.00	0.00	0.00	0.00	0.00	0.00
Other Table 1/	0.00	0.00	0.00	0.00	0.00	0.00	0.00	0.00	0.00	1,200.00
Total Table	0.00	0.00	0.00	0.00	0.00	0.00	0.00	0.00	0.00	1,200.00
WINE GRAPES (WHITE):										
Albarino	2,000.00	1,800.00	2,042.04	2,877.91	1,408.16	0.00	1,301.26	1,924.57	1,095.96	1,759.68
Arneis	1,744.57	0.00	1,900.00	0.00	0.00	0.00	0.00	1,718.24	0.00	1,900.00
Burger *	0.00	0.00	0.00	0.00	0.00	0.00	0.00	0.00	0.00	0.00
Chardonnay *	1,267.30	1,229.37	2,069.55	2,530.15	809.60	793.45	1,290.15	1,373.91	574.16	1,440.03
Chenin Blanc	1,319.17	1,313.00	1,000.00	2,148.08	423.09	0.00	863.81	1,431.00	464.74	1,476.00
Cortese	1,700.00	0.00	0.00	0.00	0.00	0.00	0.00	0.00	0.00	0.00
Emerald Riesling	0.00	0.00	0.00	0.00	0.00	0.00	0.00	0.00	0.00	0.00
Fiano	0.00	0.00	1,500.00	0.00	0.00	0.00	0.00	1,694.12	1,041.27	1,722.22
Flora	0.00	0.00	0.00	1,961.67	0.00	0.00	0.00	0.00	0.00	0.00
French Colombard	1,103.63	0.00	655.75	0.00	600.00	0.00	0.00	0.00	656.34	0.00
Gewurztraminer	1,507.39	1,480.00	1,827.98	0.00	626.45	371.72	843.87	1,892.59	1,471.77	0.00
Gray Riesling *	0.00	0.00	2,128.49	0.00	0.00	0.00	0.00	0.00	0.00	0.00
Grenache Blanc	0.00	0.00	2,286.15	2,000.00	0.00	0.00	2,317.32	1,801.18	1,263.58	1,694.26
Gruener Veltliner	0.00	0.00	2,700.00	0.00	0.00	2,600.00	1,158.67	2,000.00	0.00	0.00
Malvasia Bianca	0.00	0.00	2,500.00	0.00	0.00	692.59	1,167.59	973.33	1,400.00	888.17
Marsanne	1,854.65	0.00	2,142.52	2,911.78	0.00	0.00	1,887.98	1,909.78	1,200.00	1,722.62
Melon	0.00	0.00	1,784.47	0.00	0.00	0.00	0.00	0.00	0.00	0.00
Moscato Gaillo *	0.00	0.00	0.00	0.00	0.00	0.00	0.00	0.00	0.00	0.00
Muscat Blanc *	1,191.82	1,221.77	2,208.99	2,158.35	1,398.82	670.39	1,005.01	1,148.32	0.00	1,306.45
Muscat Orange	1,699.41	1,357.02	600.00	0.00	548.21	0.00	0.00	1,253.17	350.00	1,370.35
Muscat of Alexandria	0.00	0.00	0.00	0.00	0.00	900.00	0.00	0.00	0.00	0.00
Palomino *	0.00	0.00	1,800.00	0.00	0.00	2,000.00	0.00	0.00	0.00	0.00
Picpoul Blanc	0.00	0.00	2,300.00	0.00	0.00	0.00	2,236.00	2,432.73	0.00	1,800.00
Pinot Blanc	1,448.81	0.00	1,825.03	1,941.14	0.00	1,340.00	1,311.80	1,888.46	0.00	0.00
Pinot Gris *	1,514.97	1,196.40	1,697.69	1,720.73	654.46	680.26	1,197.65	1,271.18	602.90	1,130.21
Ribolla Gialla *	0.00	0.00	2,496.15	3,311.32	0.00	0.00	0.00	0.00	0.00	0.00
Roussanne	1,265.98	1,629.58	2,336.92	4,511.13	0.00	900.00	3,620.00	2,063.46	1,400.00	1,449.09
Sauvignon Blanc	1,280.13	1,118.68	1,605.28	1,999.66	713.86	570.91	1,067.15	1,267.05	545.26	848.23
Sauvignon Musque	1,510.00	1,312.67	1,630.73	1,966.84	0.00	0.00	1,344.24	0.00	0.00	0.00
Sauvignon Vert *	1,700.00	0.00	2,395.88	2,633.18	0.00	0.00	0.00	0.00	0.00	0.00
Semillon	1,213.16	1,243.51	2,411.70	2,457.44	0.00	1,891.49	1,416.03	1,715.79	1,000.00	1,182.69
St. Emilion *	0.00	0.00	0.00	0.00	0.00	0.00	0.00	2,625.00	0.00	0.00
Symphony	0.00	0.00	0.00	0.00	310.86	350.00	0.00	0.00	0.00	0.00
Tocai Friulano	1,374.70	0.00	2,750.00	2,609.09	0.00	0.00	850.00	2,277.38	0.00	0.00
Torrontes	0.00	0.00	0.00	0.00	0.00	0.00	0.00	2,200.00	0.00	0.00
Triplett Blanc	0.00	0.00	0.00	0.00	0.00	0.00	0.00	0.00	0.00	0.00
Verdelho	0.00	0.00	0.00	0.00	1,000.00	950.00	0.00	1,889.55	1,820.69	1,459.77
Vermantino *	0.00	1,500.00	1,899.01	1,872.41	0.00	0.00	0.00	1,874.27	1,200.00	1,398.35
Vernaccia	0.00	0.00	1,800.00	0.00	0.00	0.00	0.00	0.00	0.00	0.00
Viognier	1,201.88	1,221.27	2,367.13	3,028.85	743.88	1,234.86	1,802.83	1,518.88	1,644.78	1,702.32
White Riesling *	1,683.37	1,213.62	2,146.40	2,910.16	892.97	1,250.00	1,001.45	1,034.08	1,200.00	1,420.76
Other White 1/	3,000.00	0.00	3,210.95	3,100.00	0.00	0.00	1,500.00	1,894.66	1,175.65	1,765.39
Total White	1,278.86	1,140.99	1,997.69	2,361.08	706.26	691.56	1,203.33	1,370.62	586.78	1,266.50

**TABLE 10: WEIGHTED AVERAGE GROWER RETURNS PER TON DELIVERED BASIS NON-RELATED PURCHASE
FOR WINE, CONCENTRATE, JUICE, VINEGAR, AND BEVERAGE BRANDY BY CALIFORNIA PROCESSORS
FROM THE 2015 CROP BY TYPE, VARIETY, AND REPORTING DISTRICT WHERE GROWN, WITH COMPARISONS**

Type and Variety	11	12	13	14	15	16	17	2015 State Total	2014 State Total
	Dollars								
RAISIN GRAPES:									
Fiesta	0.00	0.00	224.57	0.00	0.00	0.00	0.00	224.57	234.92
Selma Pete	0.00	0.00	0.00	0.00	0.00	0.00	0.00	0.00	200.00
Thompson Seedless	0.00	0.00	256.09	150.93	0.00	0.00	0.00	254.93	232.20
Other Raisin 1/	0.00	0.00	400.00	0.00	0.00	0.00	0.00	400.00	400.00
Total Raisin	0.00	0.00	248.33	150.93	0.00	0.00	0.00	247.52	232.79
TABLE GRAPES:									
Black Monukka	0.00	0.00	0.00	0.00	0.00	0.00	0.00	0.00	280.00
Christmas Rose	0.00	0.00	0.00	0.00	0.00	0.00	0.00	0.00	95.85
Crimson Seedless *	0.00	0.00	50.00	0.00	0.00	0.00	0.00	50.00	0.00
Fantasy Seedless	0.00	0.00	50.00	0.00	0.00	0.00	0.00	50.00	0.00
Flame Seedless *	0.00	0.00	0.00	0.00	0.00	0.00	0.00	0.00	264.25
Flame Tokay	275.86	0.00	0.00	0.00	0.00	0.00	0.00	275.86	279.40
Malaga *	0.00	0.00	198.47	0.00	0.00	0.00	0.00	198.47	200.00
Princess *	0.00	0.00	50.00	0.00	0.00	0.00	0.00	50.00	0.00
Ribier	0.00	0.00	300.00	0.00	0.00	0.00	0.00	300.00	475.00
Ruby Seedless *	0.00	0.00	150.00	150.00	0.00	0.00	0.00	150.00	183.27
Other Table 1/	0.00	0.00	173.46	0.00	0.00	0.00	150.00	164.55	171.68
Total Table	275.86	0.00	142.80	150.00	0.00	0.00	150.00	211.20	233.72
WINE GRAPES (WHITE):									
Albarino	1,349.52	0.00	226.09	0.00	0.00	0.00	701.56	1,083.32	1,134.03
Arneis	0.00	0.00	0.00	0.00	0.00	1,704.25	0.00	1,804.23	1,695.55
Burger *	259.77	230.23	260.50	0.00	0.00	0.00	0.00	258.01	259.77
Chardonnay *	486.90	441.33	368.74	267.95	736.00	1,852.37	590.02	840.47	909.14
Chenin Blanc	498.56	390.00	324.02	0.00	0.00	0.00	455.70	398.48	370.74
Cortese	0.00	0.00	0.00	0.00	0.00	0.00	900.00	1,396.20	1,423.08
Emerald Riesling	0.00	0.00	0.00	0.00	0.00	0.00	0.00	0.00	200.00
Fiano	0.00	0.00	0.00	0.00	0.00	0.00	700.00	1,147.89	1,605.36
Flora	0.00	0.00	0.00	0.00	0.00	0.00	0.00	1,961.67	1,933.56
French Colombard	288.60	303.78	250.04	255.34	0.00	0.00	0.00	252.80	262.68
Gewurztraminer	626.02	0.00	0.00	0.00	0.00	1,349.20	614.42	735.92	741.89
Gray Riesling *	0.00	0.00	0.00	0.00	0.00	0.00	0.00	2,128.49	2,020.00
Grenache Blanc	762.26	0.00	1,000.00	0.00	0.00	1,492.16	1,250.00	1,695.05	1,515.25
Gruner Veltliner	0.00	0.00	0.00	0.00	0.00	0.00	666.04	1,114.96	1,096.49
Malvasia Bianca	403.79	410.52	558.39	0.00	0.00	1,101.32	0.00	514.13	533.00
Marsanne	300.00	0.00	940.48	0.00	0.00	1,400.00	0.00	1,352.37	1,115.75
Melon	0.00	0.00	0.00	0.00	0.00	0.00	0.00	1,784.47	1,433.87
Moscato Gaillo *	500.00	0.00	0.00	0.00	0.00	0.00	0.00	500.00	671.26
Muscat Blanc *	394.15	465.00	412.39	200.00	0.00	1,418.86	587.17	546.17	548.61
Muscat Orange	544.78	479.70	443.95	0.00	0.00	1,200.00	0.00	543.92	557.45
Muscat of Alexandria	250.00	314.52	281.33	274.55	0.00	0.00	890.94	281.20	293.04
Palomino *	0.00	0.00	237.97	0.00	0.00	1,000.00	0.00	285.80	238.60
Picpoul Blanc	0.00	0.00	0.00	0.00	0.00	2,000.00	0.00	2,294.02	2,342.84
Pinot Blanc	0.00	0.00	0.00	0.00	0.00	0.00	0.00	1,665.33	1,520.91
Pinot Gris *	630.08	522.27	453.72	443.76	0.00	1,326.53	625.15	591.39	625.58
Ribolla Gialla *	0.00	0.00	0.00	0.00	0.00	0.00	0.00	3,150.76	2,948.44
Roussanne	661.58	0.00	1,000.00	0.00	0.00	1,496.42	0.00	1,778.04	1,709.69
Sauvignon Blanc	505.89	435.99	306.21	0.00	0.00	1,397.14	489.01	949.70	976.73
Sauvignon Musque	0.00	0.00	1,000.00	0.00	0.00	0.00	0.00	1,580.04	1,630.68
Sauvignon Vert *	0.00	0.00	0.00	0.00	0.00	0.00	0.00	2,343.54	2,383.56
Semillon	494.24	500.00	271.02	0.00	0.00	0.00	500.03	862.51	758.64
St. Emilion *	0.00	0.00	0.00	0.00	0.00	0.00	0.00	2,625.00	2,000.00
Symphony	417.31	450.00	314.87	0.00	0.00	0.00	330.94	326.52	316.79
Tocai Friulano	0.00	0.00	0.00	0.00	0.00	0.00	0.00	1,613.61	1,236.20
Torrontes	1,350.33	0.00	0.00	0.00	0.00	0.00	0.00	1,449.71	1,319.69
Triplet Blanc	0.00	0.00	196.30	0.00	0.00	0.00	0.00	196.30	213.58
Verdelho	522.62	0.00	0.00	0.00	0.00	0.00	636.49	544.28	538.43
Vermantino *	517.87	0.00	0.00	0.00	0.00	2,094.27	0.00	653.48	591.26
Vernaccia	0.00	0.00	0.00	0.00	0.00	0.00	0.00	1,800.00	2,147.50
Viognier	533.56	505.65	553.52	0.00	0.00	1,374.70	583.40	696.75	717.16
White Riesling *	534.73	420.42	351.64	0.00	0.00	1,382.96	618.42	787.14	810.99
Other White 1/	692.62	224.54	112.13	110.00	0.00	0.00	600.00	224.21	535.58
Total White	509.78	426.34	292.51	265.63	736.00	1,453.23	563.94	555.14	607.63

TABLE 10: WEIGHTED AVERAGE GROWER RETURNS PER TON DELIVERED BASIS NON-RELATED PURCHASE FOR WINE, CONCENTRATE, JUICE, VINEGAR, AND BEVERAGE BRANDY BY CALIFORNIA PROCESSORS FROM THE 2015 CROP BY TYPE, VARIETY, AND REPORTING DISTRICT WHERE GROWN, WITH COMPARISONS

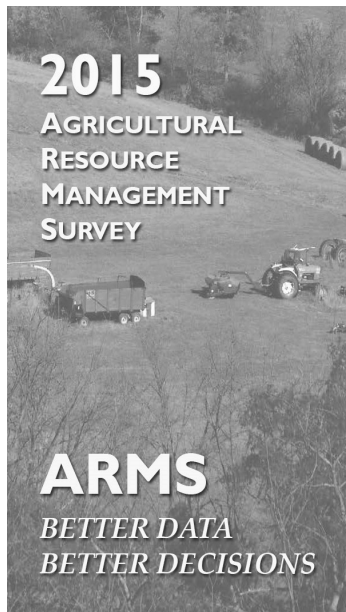
Type and Variety	1	2	3	4	5	6	7	8	9	10
	Dollars									
WINE GRAPES (RED):										
Aglianico	0.00	1,000.00	0.00	3,780.00	0.00	205.00	0.00	1,915.37	1,196.94	1,085.00
Aleatico	0.00	0.00	2,310.42	0.00	0.00	0.00	0.00	0.00	0.00	0.00
Alicante Bouschet *	0.00	0.00	2,949.08	2,400.00	0.00	929.90	1,200.00	2,172.80	2,000.00	1,299.73
Barbera	1,566.06	1,645.94	2,302.78	3,131.25	1,350.00	1,675.16	1,043.64	1,698.22	459.29	1,499.49
Blaufraenkisch *	0.00	0.00	0.00	0.00	0.00	0.00	0.00	3,400.00	0.00	0.00
Cabernet Franc	1,630.52	1,911.05	2,645.01	5,983.97	1,707.07	2,056.64	1,184.50	1,698.99	1,590.15	1,305.82
Cabernet Sauvignon	1,935.16	2,142.97	2,647.23	6,240.46	1,755.22	1,318.72	1,221.32	1,447.09	740.98	1,172.60
Carignane	1,160.80	1,000.00	2,216.40	2,227.88	1,120.83	1,525.83	958.82	2,148.20	0.00	1,672.75
Carmenere	0.00	0.00	2,100.00	3,133.33	0.00	1,200.00	0.00	0.00	1,200.00	0.00
Carnelian	0.00	0.00	0.00	0.00	0.00	0.00	0.00	0.00	0.00	0.00
Centurian	0.00	0.00	0.00	0.00	0.00	0.00	0.00	0.00	0.00	0.00
Charbono	1,446.29	0.00	0.00	2,987.68	1,220.28	1,250.00	0.00	1,874.51	0.00	1,463.14
Ciliegiolo	0.00	0.00	0.00	0.00	0.00	0.00	0.00	0.00	0.00	0.00
Cinsaut *	0.00	0.00	2,524.26	4,014.07	0.00	1,431.25	1,346.58	2,067.56	0.00	1,294.23
Counoise	2,354.10	0.00	0.00	1,380.00	0.00	1,400.00	0.00	1,595.54	1,000.00	1,963.79
Dolcetto	1,499.40	0.00	2,404.13	1,833.04	0.00	2,769.57	0.00	1,744.37	0.00	1,337.92
Dornfelder	0.00	0.00	0.00	0.00	0.00	0.00	1,200.00	3,400.00	0.00	0.00
Durif	0.00	0.00	0.00	0.00	0.00	0.00	0.00	0.00	0.00	0.00
Freisa	0.00	0.00	0.00	0.00	0.00	0.00	0.00	0.00	0.00	0.00
Gamay (Napa) *	1,493.71	0.00	1,388.57	1,799.17	1,128.05	0.00	1,200.00	1,495.28	0.00	0.00
Gamay Noir Au Jus Blanc	0.00	0.00	0.00	2,500.00	0.00	0.00	0.00	0.00	0.00	1,700.00
Graciano	0.00	0.00	2,500.00	0.00	1,200.00	0.00	2,000.00	2,080.36	1,148.00	1,660.71
Grenache *	1,870.30	1,659.46	2,786.35	4,113.88	1,500.00	1,276.04	1,595.73	1,724.42	450.20	1,642.91
Lagrein	0.00	0.00	0.00	5,500.00	0.00	0.00	0.00	1,779.95	0.00	2,016.67
Malbec	1,685.45	1,759.82	2,519.26	5,037.35	1,289.72	1,187.16	1,162.03	1,399.14	692.93	1,668.48
Mataro *	2,823.86	1,651.69	3,055.69	2,878.94	1,918.75	1,457.04	1,626.19	2,089.48	1,415.79	1,659.48
Merlot	1,189.60	1,262.57	1,700.40	3,067.70	906.04	958.92	1,086.62	987.59	432.82	1,551.71
Meunier *	1,800.00	0.00	2,398.77	1,830.65	0.00	0.00	0.00	4,773.28	0.00	0.00
Mission	0.00	0.00	0.00	0.00	0.00	635.19	0.00	600.00	0.00	2,042.44
Montepulciano	1,747.25	0.00	2,367.39	2,000.00	0.00	770.91	2,000.00	2,754.29	1,450.00	1,116.67
Muscat Hamburg *	0.00	0.00	0.00	0.00	0.00	0.00	0.00	0.00	0.00	1,431.82
Nebbiolo	1,864.84	0.00	2,675.25	2,496.30	0.00	2,344.44	0.00	1,558.70	0.00	1,616.25
Negrette *	0.00	0.00	0.00	0.00	0.00	0.00	2,400.00	1,400.00	0.00	0.00
Negroamaro	1,798.63	0.00	3,500.00	0.00	0.00	0.00	0.00	1,121.35	1,021.74	0.00
Nero D'Avola *	2,033.33	0.00	3,500.00	0.00	0.00	0.00	0.00	2,000.00	0.00	0.00
Petit Verdot	1,905.79	2,018.92	2,675.18	5,765.50	1,813.04	967.12	1,275.42	1,501.59	815.85	1,678.77
Petite Sirah	1,683.00	1,800.56	2,721.02	3,534.95	1,564.63	1,247.00	1,210.89	1,298.85	820.12	1,478.77
Pinot Noir	2,900.52	1,569.48	3,518.95	2,648.31	821.34	1,929.50	1,814.40	2,954.62	812.64	1,768.57
Pinotage	1,513.89	0.00	0.00	0.00	0.00	0.00	0.00	0.00	0.00	1,600.00
Primitivo	1,680.06	1,498.87	2,370.81	3,806.77	1,400.00	2,000.00	2,410.27	1,353.48	782.61	1,378.33
Refosco *	0.00	0.00	0.00	5,500.00	0.00	3,200.00	0.00	1,289.39	700.00	0.00
Royalty	0.00	0.00	0.00	0.00	0.00	0.00	0.00	0.00	0.00	0.00
Rubired *	0.00	0.00	0.00	0.00	0.00	0.00	0.00	0.00	0.00	0.00
Ruby Cabernet	0.00	0.00	0.00	0.00	0.00	0.00	400.00	0.00	0.00	0.00
Sagrantino	0.00	0.00	3,500.00	0.00	0.00	0.00	0.00	0.00	0.00	0.00
Salvador	0.00	0.00	0.00	0.00	0.00	0.00	0.00	0.00	0.00	0.00
Sangiovese *	1,579.20	1,046.14	2,196.58	2,958.53	1,500.00	1,586.95	1,180.81	1,897.80	1,065.63	1,467.49
Souzao	0.00	1,250.00	1,200.00	0.00	0.00	1,662.50	1,850.00	2,562.04	0.00	1,502.96
St Laurent	0.00	0.00	2,112.73	0.00	0.00	0.00	0.00	0.00	0.00	0.00
Syrah *	1,368.51	1,428.28	2,519.15	3,201.41	1,105.82	1,211.79	1,079.42	1,352.76	820.78	1,573.74
Tannat	3,273.33	0.00	2,100.00	3,500.00	1,243.08	0.00	1,294.83	1,754.45	1,414.93	1,500.00
Tempranillo *	1,250.00	2,172.89	2,245.47	3,754.42	1,200.00	1,129.41	1,397.07	1,198.07	664.87	1,539.31
Teroldego	0.00	0.00	2,200.00	0.00	0.00	0.00	1,578.42	1,120.00	1,414.29	0.00
Tinta Cao	1,250.00	0.00	1,200.00	3,000.00	0.00	1,300.00	0.00	2,213.49	0.00	1,467.28
Tinta Madeira	0.00	0.00	1,200.00	0.00	0.00	0.00	0.00	1,252.83	0.00	0.00
Touriga Nacional *	1,250.00	1,800.00	1,200.00	3,157.90	0.00	1,500.00	1,400.00	2,742.95	0.00	1,401.46
Trousseau *	0.00	1,800.00	2,633.33	0.00	0.00	0.00	2,096.97	0.00	0.00	2,100.00
Zinfandel	1,535.62	1,617.09	2,710.24	3,419.30	1,079.59	1,212.84	1,354.42	1,460.01	553.38	1,336.16
Other Red 1/	1,898.02	2,000.00	3,300.11	4,671.82	0.00	1,700.00	0.00	2,512.13	1,200.00	1,086.06
Total Red	1,704.05	1,921.39	2,783.83	5,056.97	1,016.27	1,293.12	1,422.46	1,594.08	708.53	1,369.94
TOTAL WINE	1,499.13	1,588.60	2,413.63	4,299.98	831.49	1,107.01	1,308.83	1,533.68	655.72	1,362.29
TOTAL ALL VARIETIES	1,499.13	1,588.60	2,413.63	4,299.98	831.49	1,107.01	1,308.83	1,533.68	655.72	1,362.29

TABLE 10: WEIGHTED AVERAGE GROWER RETURNS PER TON DELIVERED BASIS NON-RELATED PURCHASE FOR WINE, CONCENTRATE, JUICE, VINEGAR, AND BEVERAGE BRANDY BY CALIFORNIA PROCESSORS FROM THE 2015 CROP BY TYPE, VARIETY, AND REPORTING DISTRICT WHERE GROWN, WITH COMPARISONS

Type and Variety	11	12	13	14	15	16	17	2015 State Total	2014 State Total
Dollars									
WINE GRAPES (RED):									
Aglianico	0.00	884.38	0.00	0.00	0.00	1,639.05	1,401.98	1,412.84	1,305.93
Aleatico	0.00	0.00	0.00	0.00	0.00	2,001.30	0.00	2,291.10	1,899.81
Alicante Bouschet *	463.79	839.05	187.05	0.00	0.00	1,800.00	0.00	367.18	423.07
Barbera	568.19	1,054.52	315.22	350.00	0.00	1,516.73	1,367.55	343.69	364.21
Blaufraenkisch *	0.00	0.00	0.00	0.00	0.00	0.00	0.00	3,400.00	1,115.13
Cabernet Franc	525.76	1,900.00	400.25	0.00	1,000.00	1,433.83	734.85	2,103.35	2,046.50
Cabernet Sauvignon	682.25	498.03	384.02	287.28	1,100.00	1,577.18	709.80	1,330.90	1,425.80
Carignane	463.85	0.00	367.34	350.00	0.00	1,300.00	0.00	577.97	550.08
Carmenere	0.00	0.00	0.00	0.00	0.00	1,200.00	0.00	1,946.15	1,248.08
Carnelian	0.00	0.00	257.22	0.00	0.00	0.00	0.00	257.22	267.96
Centurian	0.00	0.00	362.51	0.00	0.00	0.00	0.00	362.51	371.52
Charbono	0.00	0.00	0.00	0.00	0.00	0.00	0.00	2,424.31	2,316.44
Ciliegiolo	0.00	1,211.17	0.00	0.00	0.00	0.00	0.00	1,211.17	1,200.00
Cinsaut *	1,540.78	0.00	325.00	0.00	0.00	1,387.38	2,640.00	1,421.31	1,317.27
Counoise	0.00	0.00	1,000.00	0.00	0.00	1,341.67	0.00	1,699.72	1,740.18
Dolcetto	0.00	0.00	0.00	0.00	0.00	1,000.00	1,375.00	1,684.90	1,523.77
Dornfelder	621.15	0.00	0.00	0.00	0.00	0.00	0.00	648.03	516.48
Durif	0.00	0.00	0.00	0.00	0.00	0.00	0.00	0.00	2,246.15
Freisa	0.00	0.00	0.00	0.00	0.00	0.00	0.00	0.00	1,240.14
Gamay (Napa) *	0.00	0.00	0.00	0.00	0.00	0.00	400.00	1,092.27	813.61
Gamay Noir Au Jus Blanc	0.00	0.00	0.00	0.00	0.00	0.00	0.00	1,767.56	1,700.00
Graciano	776.42	1,400.00	0.00	0.00	0.00	0.00	0.00	891.43	933.42
Grenache *	610.71	366.27	279.26	285.84	1,100.00	1,566.85	1,359.21	466.78	440.47
Lagrein	0.00	0.00	0.00	0.00	0.00	0.00	0.00	1,827.33	1,104.46
Malbec	650.00	0.00	360.60	0.00	0.00	1,187.34	962.17	968.02	1,072.54
Mataro *	276.18	672.29	544.19	0.00	0.00	1,538.28	1,326.56	1,628.15	1,587.93
Merlot	548.71	474.92	347.12	320.81	0.00	1,486.72	572.43	761.78	791.27
Meunier *	0.00	0.00	0.00	0.00	0.00	0.00	0.00	2,060.44	2,063.59
Mission	820.89	0.00	228.11	0.00	0.00	0.00	0.00	233.80	234.37
Montepulciano	700.00	982.61	0.00	0.00	0.00	1,428.57	0.00	1,100.71	912.73
Muscat Hamburg *	0.00	677.77	521.67	0.00	0.00	0.00	0.00	587.11	644.37
Nebbiolo	0.00	0.00	454.78	0.00	0.00	1,750.00	1,432.56	1,100.29	1,042.33
Negrette *	0.00	0.00	0.00	0.00	0.00	0.00	0.00	1,450.25	2,025.10
Negroamaro	0.00	1,250.00	0.00	0.00	0.00	1,200.00	0.00	1,212.23	1,153.04
Nero D'Avola *	700.00	1,305.29	0.00	0.00	0.00	0.00	0.00	1,186.51	826.80
Petit Verdot	799.31	629.97	454.44	0.00	0.00	1,483.48	1,406.57	1,164.13	1,331.41
Petite Sirah	790.58	622.99	450.05	472.46	0.00	1,525.49	905.22	1,015.75	1,059.48
Pinot Noir	679.61	439.84	416.69	0.00	0.00	1,193.55	723.30	1,716.53	1,792.03
Pinotage	1,300.00	0.00	0.00	0.00	0.00	0.00	0.00	1,360.63	1,334.61
Primitivo	1,320.89	1,500.00	450.00	0.00	0.00	1,274.52	1,369.75	1,620.53	1,360.45
Refosco *	0.00	0.00	0.00	0.00	0.00	0.00	0.00	1,570.81	1,298.83
Royalty	0.00	0.00	425.00	0.00	0.00	0.00	0.00	425.00	425.00
Rubired *	325.00	272.25	278.41	270.32	0.00	1,045.73	0.00	276.90	302.82
Ruby Cabernet	360.61	377.46	283.18	350.47	0.00	0.00	0.00	297.23	318.76
Sagrantino	0.00	1,130.95	0.00	0.00	0.00	1,285.00	0.00	1,386.11	951.47
Salvador	0.00	0.00	0.00	315.00	0.00	1,550.00	0.00	318.51	311.72
Sangiovese *	522.00	829.64	280.55	0.00	0.00	1,699.38	0.00	1,223.57	1,193.51
Souzao	890.41	0.00	500.00	0.00	0.00	0.00	0.00	1,224.56	1,200.71
St Laurent	0.00	0.00	0.00	0.00	0.00	0.00	0.00	2,112.73	2,000.00
Syrah *	510.41	410.42	366.26	362.75	1,100.00	1,454.84	850.00	703.36	762.00
Tannat	573.39	630.25	346.81	0.00	0.00	0.00	1,335.71	680.62	804.98
Tempranillo *	627.07	697.90	320.80	0.00	1,100.00	1,346.46	1,091.88	535.02	555.15
Teroldego	827.95	600.00	1,808.59	0.00	0.00	0.00	999.92	893.21	919.56
Tinta Cao	1,350.00	0.00	298.88	0.00	0.00	0.00	0.00	424.93	518.99
Tinta Madeira	0.00	0.00	500.00	0.00	0.00	0.00	0.00	609.94	1,257.52
Touriga Nacional *	731.38	773.42	325.00	0.00	0.00	0.00	0.00	689.91	740.49
Trousseau *	350.00	0.00	0.00	0.00	0.00	0.00	0.00	1,002.06	1,520.41
Zinfandel	728.80	400.42	286.13	308.24	1,709.04	1,550.55	351.13	605.30	657.35
Other Red 1/	593.23	482.45	131.64	132.27	0.00	1,510.00	599.82	206.00	203.04
Total Red	670.06	469.88	300.06	285.03	1,403.20	1,490.27	695.44	797.32	891.53
TOTAL WINE	616.63	452.80	296.52	275.89	1,328.45	1,481.67	602.04	692.07	766.37
TOTAL ALL VARIETIES	616.28	452.80	294.36	275.44	1,328.45	1,481.67	601.84	682.82	747.58

* Synonyms for variety names are shown on Page 5.

1/ Other categories include minor and mixed varieties.



STATE OF CALIFORNIA
DEPARTMENT OF FOOD AND AGRICULTURE
650 CAPITOL MALL, SUITE 6-100
SACRAMENTO, CA 95814

RETURN SERVICE REQUESTED

FIRST CLASS MAIL
U S POSTAGE PAID
PERMIT NO 81
SACRAMENTO CA

Over 2,400 California farmers and ranchers were mailed the 2015 Agricultural Resource Management Survey (ARMS) form. If you already replied to the survey, thank you.

If not, it's not too late!

This survey is your opportunity to impact federal, state and local economic policies in the agriculture sector.

If you need assistance or have questions about your form, call us at

1-800-851-1127

For more information, visit www.nass.usda.gov