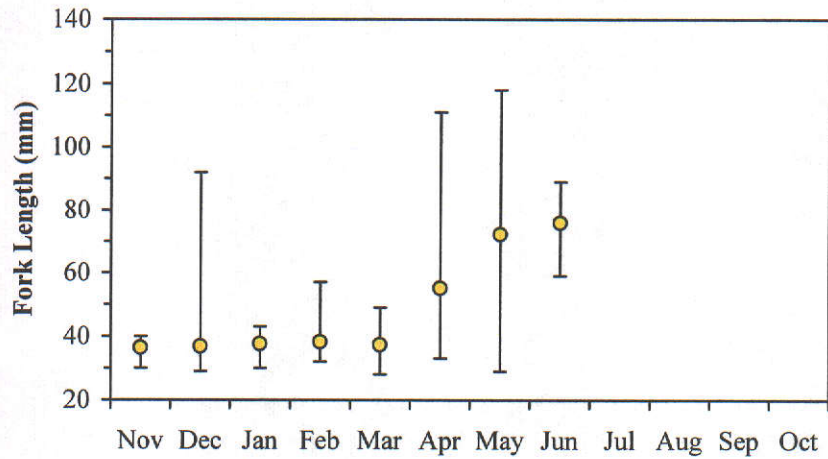


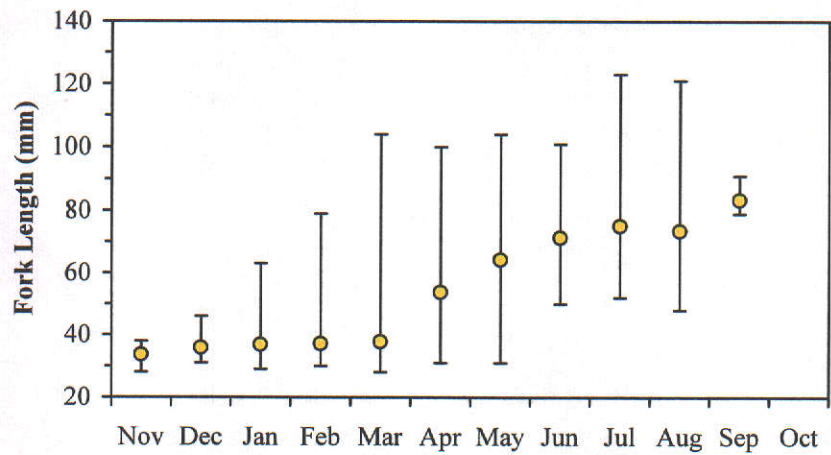
a) 1999/2000

	<i>Nov - Apr 20</i>	<i>Apr 21 - Jun 30</i>
No. measured ≥ 80 mm	186	1,063
No. counted	493,180	7,388



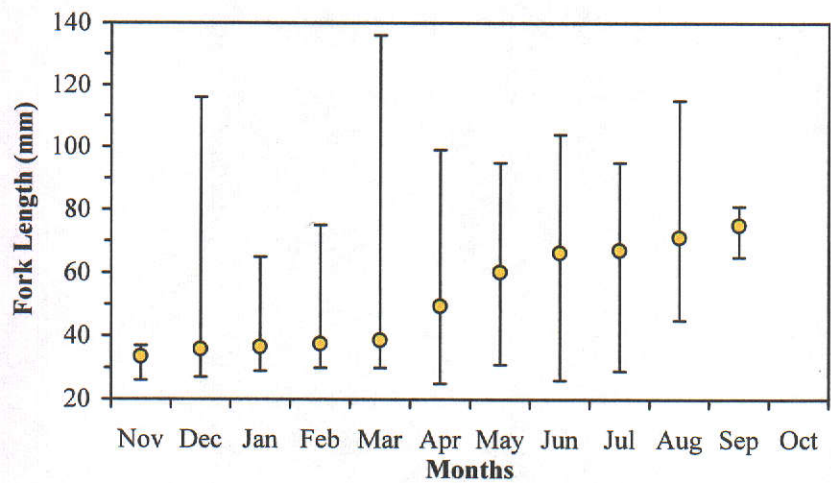
b) 2000/2001

	<i>Nov - Apr 20</i>	<i>Apr 21 - Jun 30</i>
No. measured ≥ 80 mm	177	1,063 216
No. counted	538,090	7,982



c) 2001/2002

	<i>Nov - Apr 20</i>	<i>Apr 21 - Jun 30</i>
No. measured ≥ 80 mm	57	161
No. counted	381,375	7,937



Average Fork Length of Chinook Salmon in RST Samples

2003-year - 15